



# India



## Country report card - adults

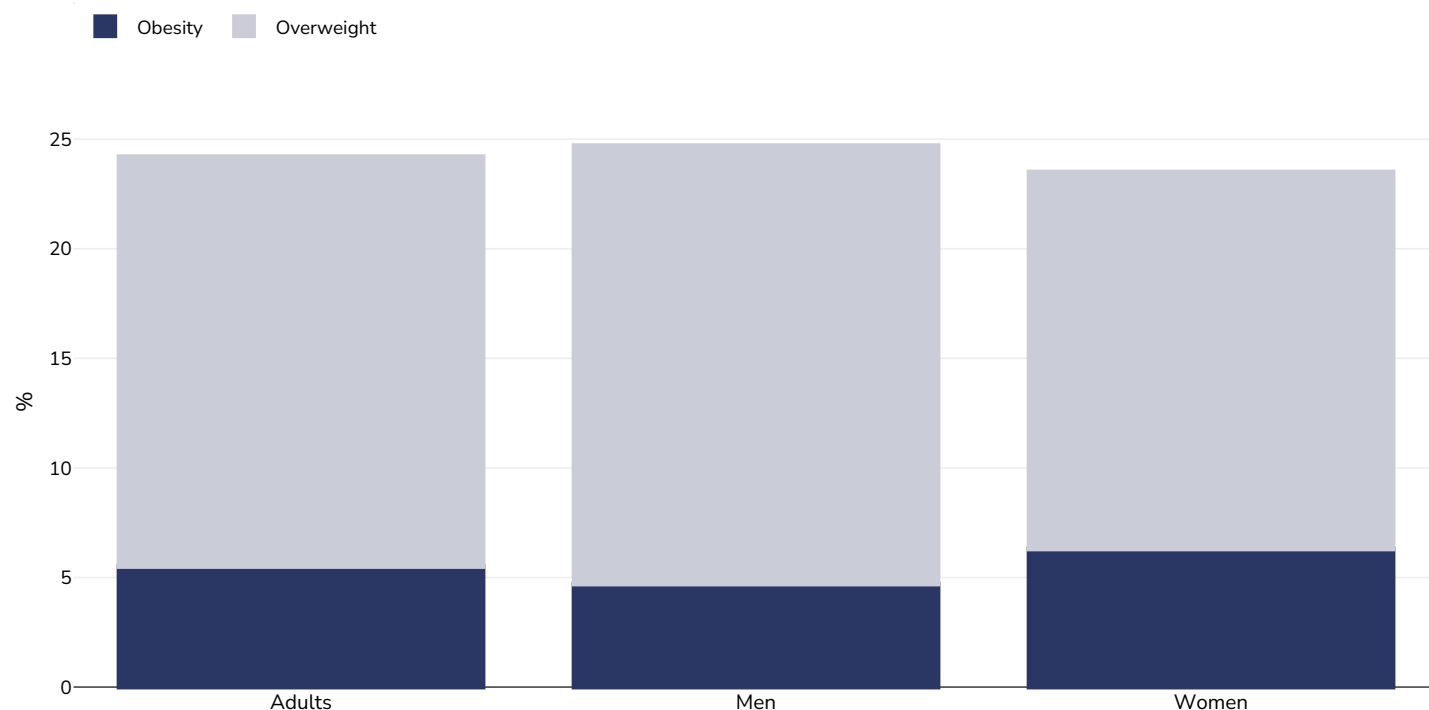
*This report card contains the latest data available on the Global Obesity Observatory on overweight and obesity for adults. Where available, data on common and relevant obesity drivers and comorbidities are also presented.*

*View the latest version of this report on the Global Obesity Observatory at <https://data.worldobesity.org/country/india-95/>.*

Contents	Page
Obesity prevalence	3
Trend: % Adults living with obesity in India 2005-2019	4
Overweight/obesity by education	6
Overweight/obesity by age	8
Overweight/obesity by region	9
Overweight/obesity by socio-economic group	11
Double burden of underweight & overweight	13
Insufficient physical activity	14
Estimated per capita fruit intake	17
Estimated per-capita processed meat intake	18
Estimated per capita whole grains intake	19
Mental health - depression disorders	20
Mental health - anxiety disorders	23
Percent of population who cannot afford a healthy diet	26
Oesophageal cancer	27
Breast cancer	29
Colorectal cancer	30
Pancreatic cancer	32
Gallbladder cancer	34
Kidney cancer	36
Cancer of the uterus	38
Raised blood pressure	39
Raised cholesterol	42
Raised fasting blood glucose	45
Diabetes prevalence	47
Ovarian Cancer	48
Leukemia	49
Liver and intrahepatic bile duct Cancer	51
Multiple Myeloma	53
Non Hodgkin Lymphoma	55
Thyroid Cancer	57

## Obesity prevalence

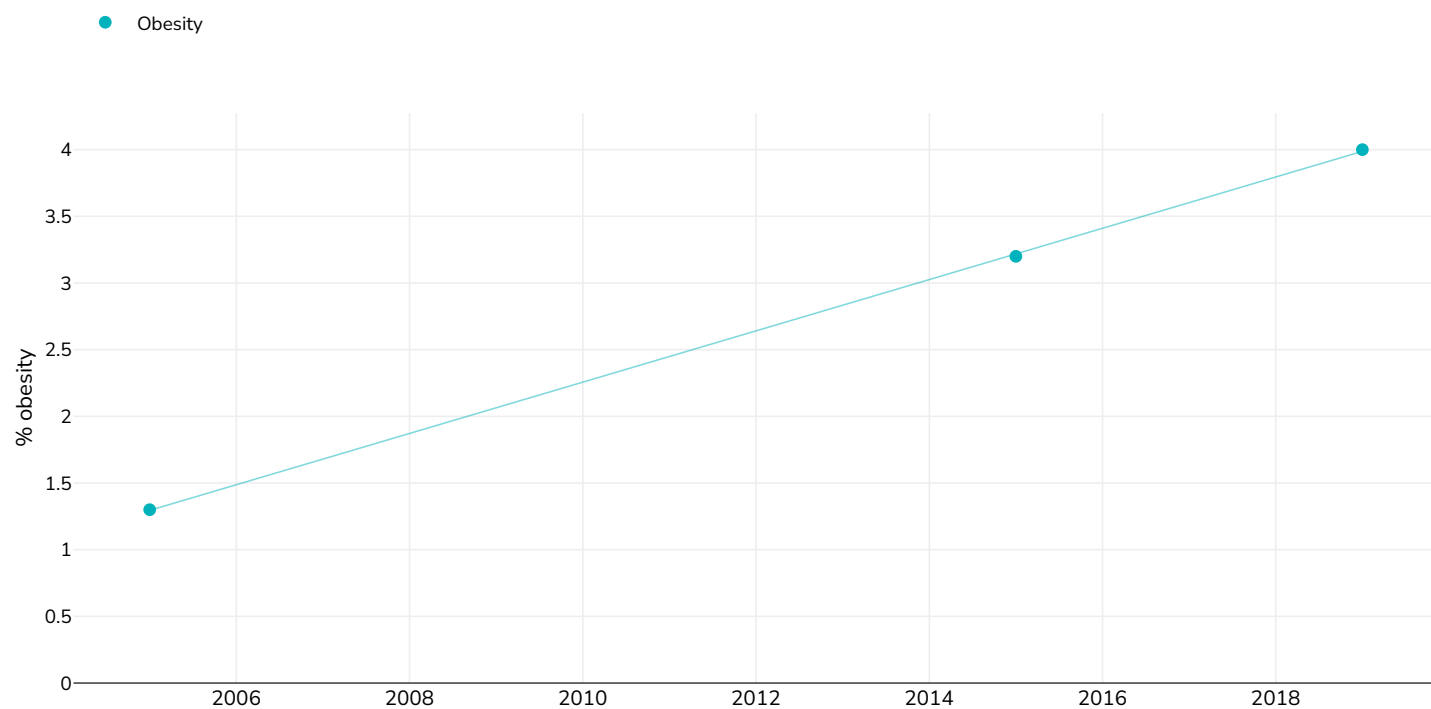
### Adults, 2019-2020



Survey type:	Measured
Age:	15-49
Sample size:	34648
Area covered:	Regional
References:	International Institute for Population Sciences (IIPS) and ICF. 2021. National Family Health Survey (NFHS-5), India, 2019-20: Maharashtra. Mumbai: IIPS. Available at <a href="https://dhsprogram.com/pubs/pdf/FR374/FR374_Maharashtra.pdf">https://dhsprogram.com/pubs/pdf/FR374/FR374_Maharashtra.pdf</a> (last accessed 21.05.25)
Notes:	Sub National - State of Maharashtra State of Karnataka 2019-20 also available at <a href="http://rchiips.org/nfhs/NFHS-5Report_KA.shtml">http://rchiips.org/nfhs/NFHS-5Report_KA.shtml</a> National data should be available later in 2021 NB. Combined adult data estimated. These estimates were calculated by weighting male and female survey results. Weighting based on World Bank Population % total female 2019 ( <a href="https://data.worldbank.org/indicator/SP.POP.TOTL.FE.ZS">https://data.worldbank.org/indicator/SP.POP.TOTL.FE.ZS</a> - accessed 24.03.21)'
Unless otherwise noted, overweight refers to a BMI between 25kg and 29.9kg/m <sup>2</sup> , obesity refers to a BMI greater than 30kg/m <sup>2</sup> .	

## % Adults living with obesity in India 2005-2019

### Men



Survey type:

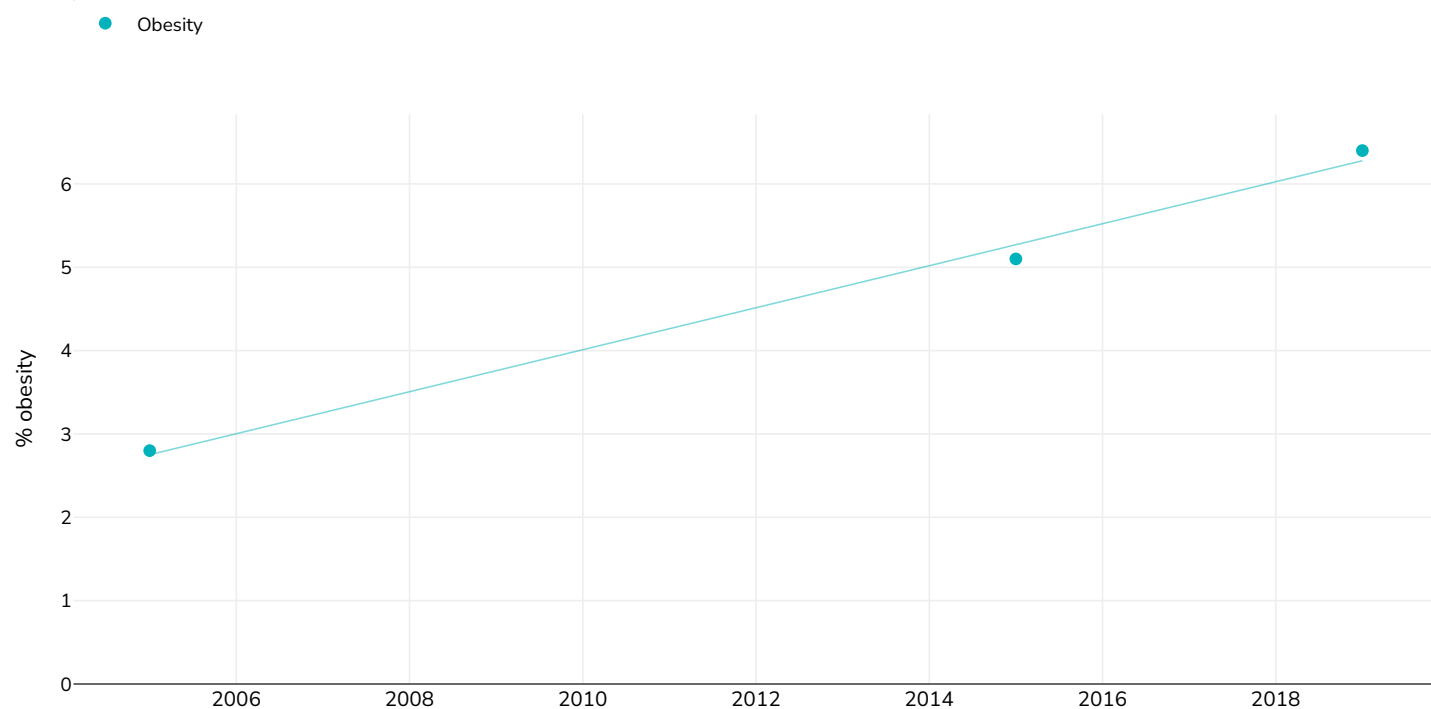
Measured

#### References:

2005: International Institute for Population Sciences - IIPS/India and Macro International. 2007. National Family Health Survey NFHS-3, 2005-06: India: Volume I. Mumbai, India: IIPS and Macro International.  
2015: International Institute for Population Sciences - IIPS/India and ICF. 2017. National Family Health Survey NFHS-4, 2015-16: India. Mumbai: IIPS. Available at: <https://dhsprogram.com/pubs/pdf/FR339/FR339.pdf> (Accessed 6 March 2019).  
2019: International Institute for Population Sciences (IIPS) and ICF. 2021. National Family Health Survey (NFHS-5), 2019-21. Available at: <https://dhsprogram.com/pubs/pdf/FR375/FR375.pdf> [Accessed 24.07.24]

*Different methodologies may have been used to collect this data and so data from different surveys may not be strictly comparable. Please check with original data sources for methodologies used.*

## Women



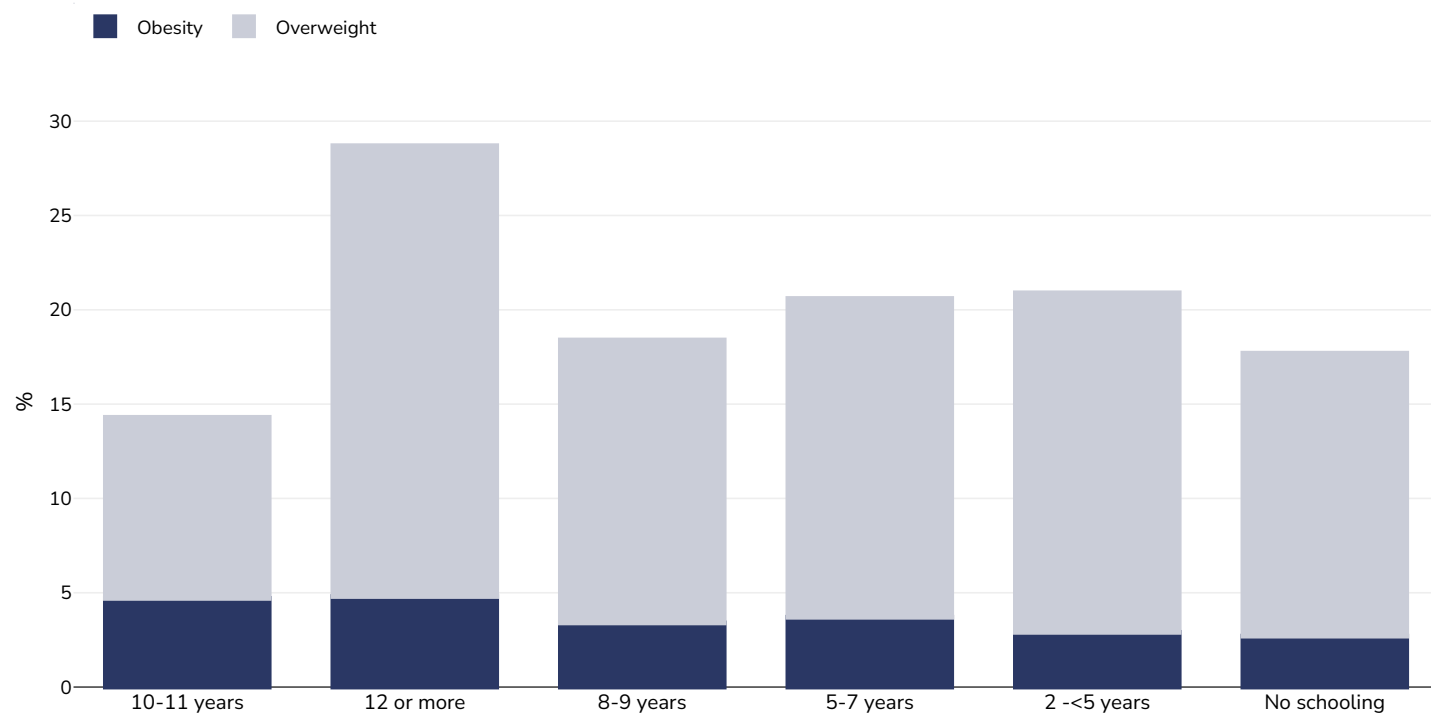
Survey type: Measured

**References:** 2005: International Institute for Population Sciences - IIPS/India and Macro International. 2007. National Family Health Survey NFHS-3, 2005-06: India: Volume I. Mumbai, India: IIPS and Macro International.  
2015: International Institute for Population Sciences - IIPS/India and ICF. 2017. National Family Health Survey NFHS-4, 2015-16: India. Mumbai: IIPS. Available at: <https://dhsprogram.com/pubs/pdf/FR339/FR339.pdf> (Accessed 6 March 2019).  
2019: International Institute for Population Sciences (IIPS) and ICF. 2021. National Family Health Survey (NFHS-5), 2019-21. Available at: <https://dhsprogram.com/pubs/pdf/FR375/FR375.pdf> [Accessed 24.07.24]

*Different methodologies may have been used to collect this data and so data from different surveys may not be strictly comparable. Please check with original data sources for methodologies used.*

## Overweight/obesity by education

### Men, 2019-2021



Survey type: Measured

Age: 15-49

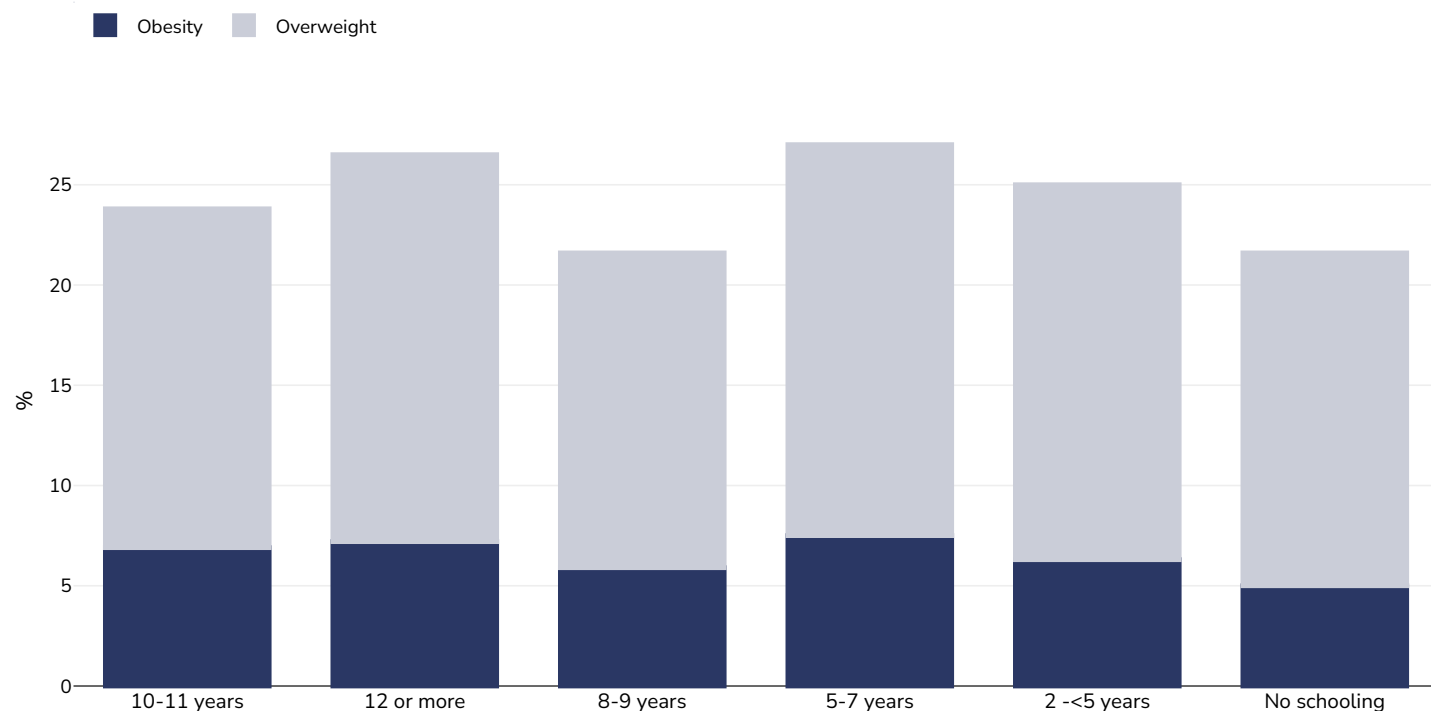
Sample size: 752983

Area covered: National

References: International Institute for Population Sciences (IIPS) and ICF. 2021. National Family Health Survey (NFHS-5), 2019-21 India: Volume I. Mumbai: IIPS. Available at <https://dhsprogram.com/pubs/pdf/FR375/FR375.pdf> (last accessed 05.09.24)

*Unless otherwise noted, overweight refers to a BMI between 25kg and 29.9kg/m<sup>2</sup>, obesity refers to a BMI greater than 30kg/m<sup>2</sup>.*

## Women, 2019-2021



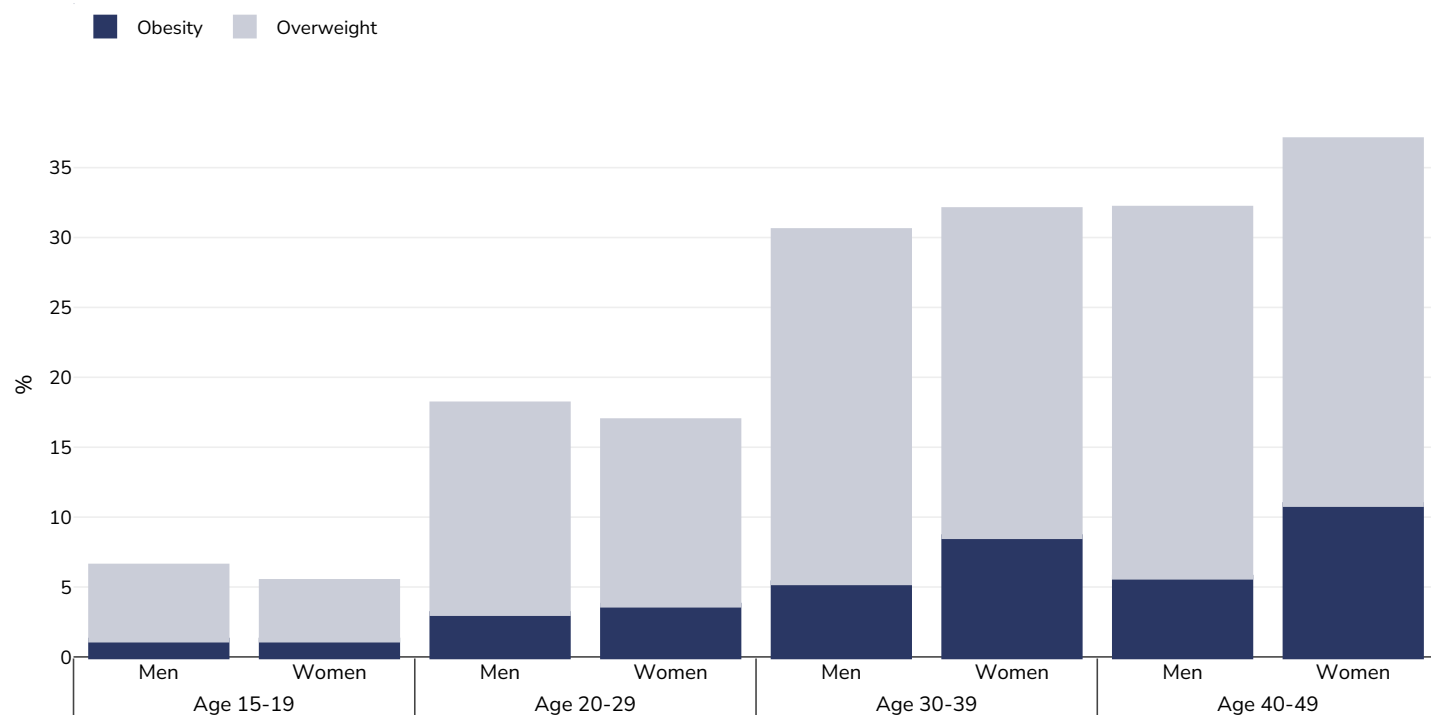
Survey type:	Measured
Age:	15-49
Sample size:	752983
Area covered:	National

**References:** International Institute for Population Sciences (IIPS) and ICF. 2021. National Family Health Survey (NFHS-5), 2019-21 India: Volume I. Mumbai: IIPS. Available at <https://dhsprogram.com/pubs/pdf/FR375/FR375.pdf> (last accessed 05.09.24)

*Unless otherwise noted, overweight refers to a BMI between 25kg and 29.9kg/m<sup>2</sup>, obesity refers to a BMI greater than 30kg/m<sup>2</sup>.*

## Overweight/obesity by age

### Adults, 2019-2021



Survey type: Measured

Sample size: 752983

Area covered: National

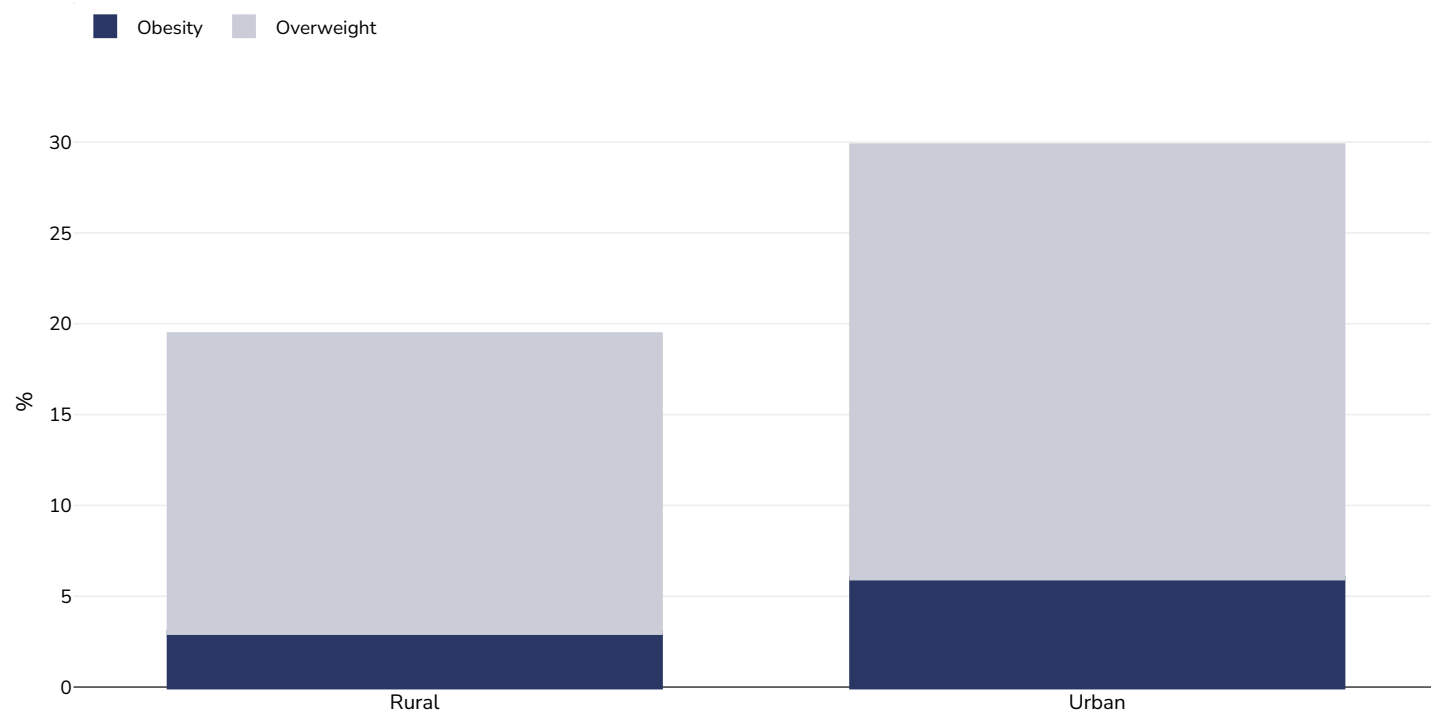
References: International Institute for Population Sciences (IIPS) and ICF. 2021. National Family Health Survey (NFHS-5), 2019-21 India: Volume I. Mumbai: IIPS. Available at <https://dhsprogram.com/pubs/pdf/FR375/FR375.pdf> (last accessed 05.09.24)

*Unless otherwise noted, overweight refers to a BMI between 25kg and 29.9kg/m<sup>2</sup>, obesity refers to a BMI greater than 30kg/m<sup>2</sup>.*



## Overweight/obesity by region

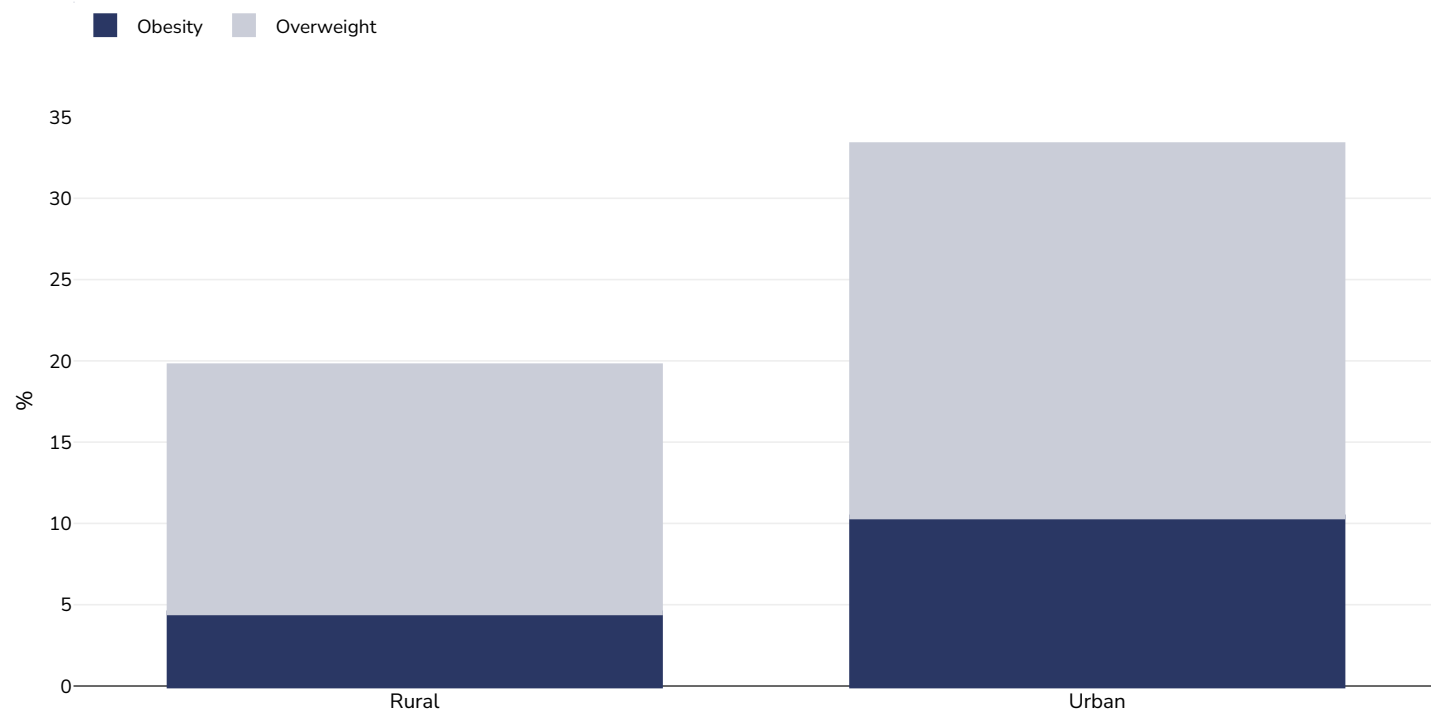
### Men, 2019-2021



Survey type:	Measured
Age:	15-49
Sample size:	744791
Area covered:	National
References:	International Institute for Population Sciences (IIPS) and ICF. 2021. National Family Health Survey (NFHS-5), 2019-21: India: Volume I. Mumbai: IIPS.

Unless otherwise noted, overweight refers to a BMI between 25kg and 29.9kg/m<sup>2</sup>, obesity refers to a BMI greater than 30kg/m<sup>2</sup>.

## Women, 2019-2021

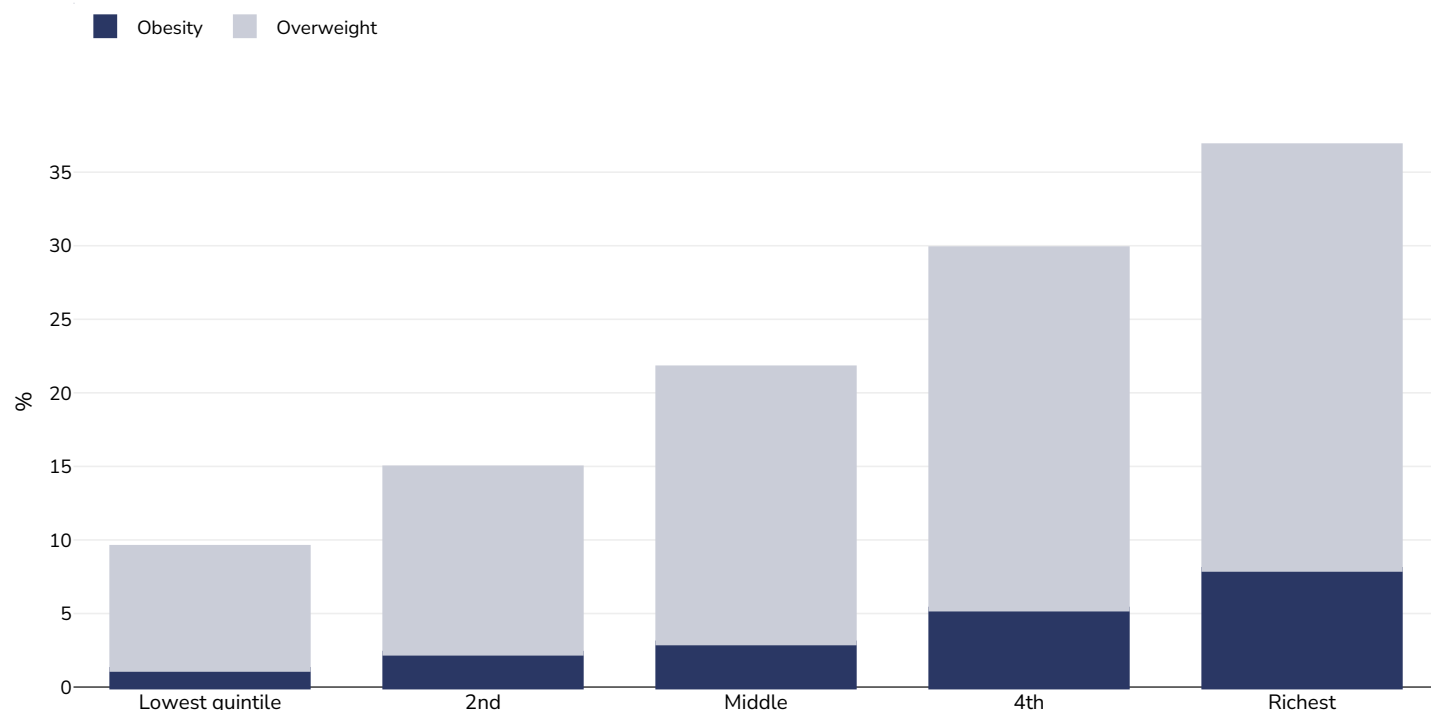


Survey type:	Measured
Age:	15-49
Sample size:	744791
Area covered:	National
References:	International Institute for Population Sciences (IIPS) and ICF. 2021. National Family Health Survey (NFHS-5), 2019-21: India: Volume I. Mumbai: IIPS.

Unless otherwise noted, overweight refers to a BMI between 25kg and 29.9kg/m<sup>2</sup>, obesity refers to a BMI greater than 30kg/m<sup>2</sup>.

## Overweight/obesity by socio-economic group

### Men, 2019-2021



Survey type: Measured

Age: 15-49

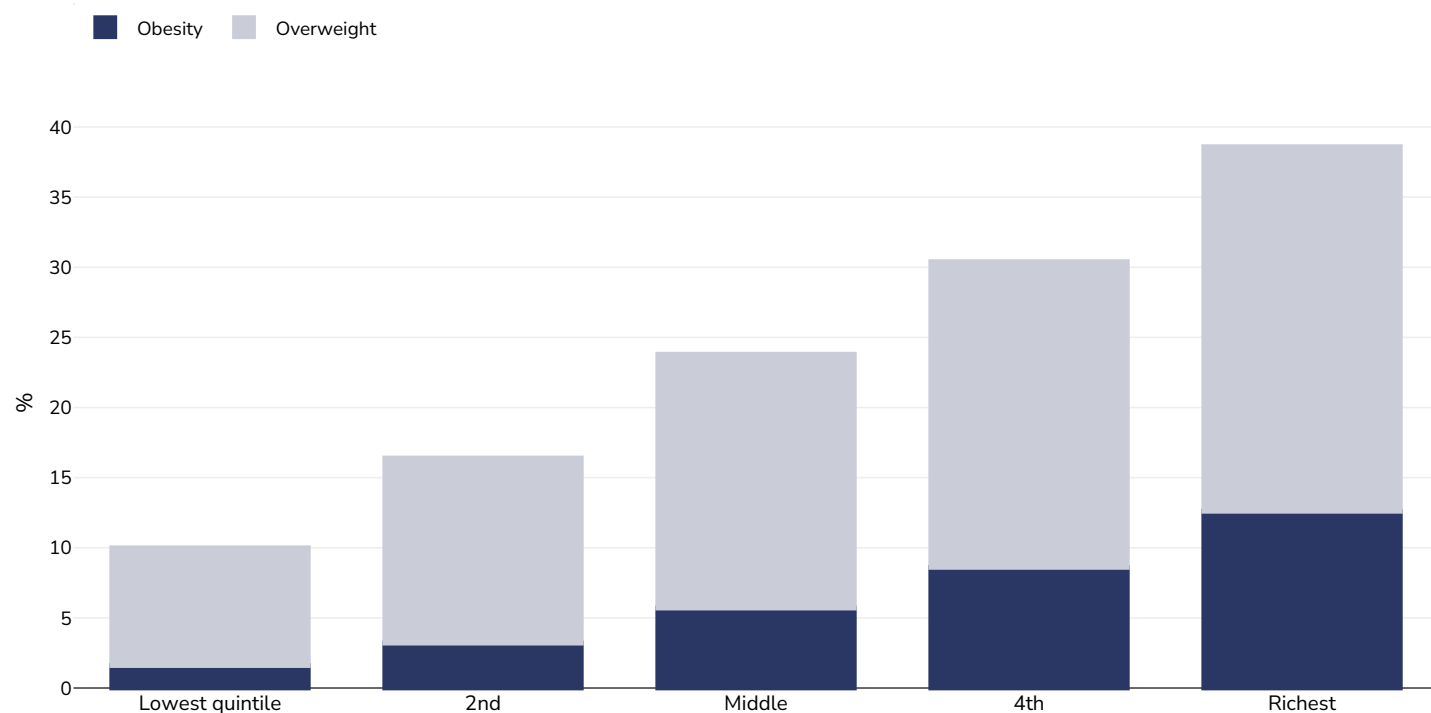
Sample size: 752983

Area covered: National

References: International Institute for Population Sciences (IIPS) and ICF. 2021. National Family Health Survey (NFHS-5), 2019-21 India: Volume I. Mumbai: IIPS. Available at <https://dhsprogram.com/pubs/pdf/FR375/FR375.pdf> (last accessed 05.09.24)

*Unless otherwise noted, overweight refers to a BMI between 25kg and 29.9kg/m<sup>2</sup>, obesity refers to a BMI greater than 30kg/m<sup>2</sup>.*

## Women, 2019-2021



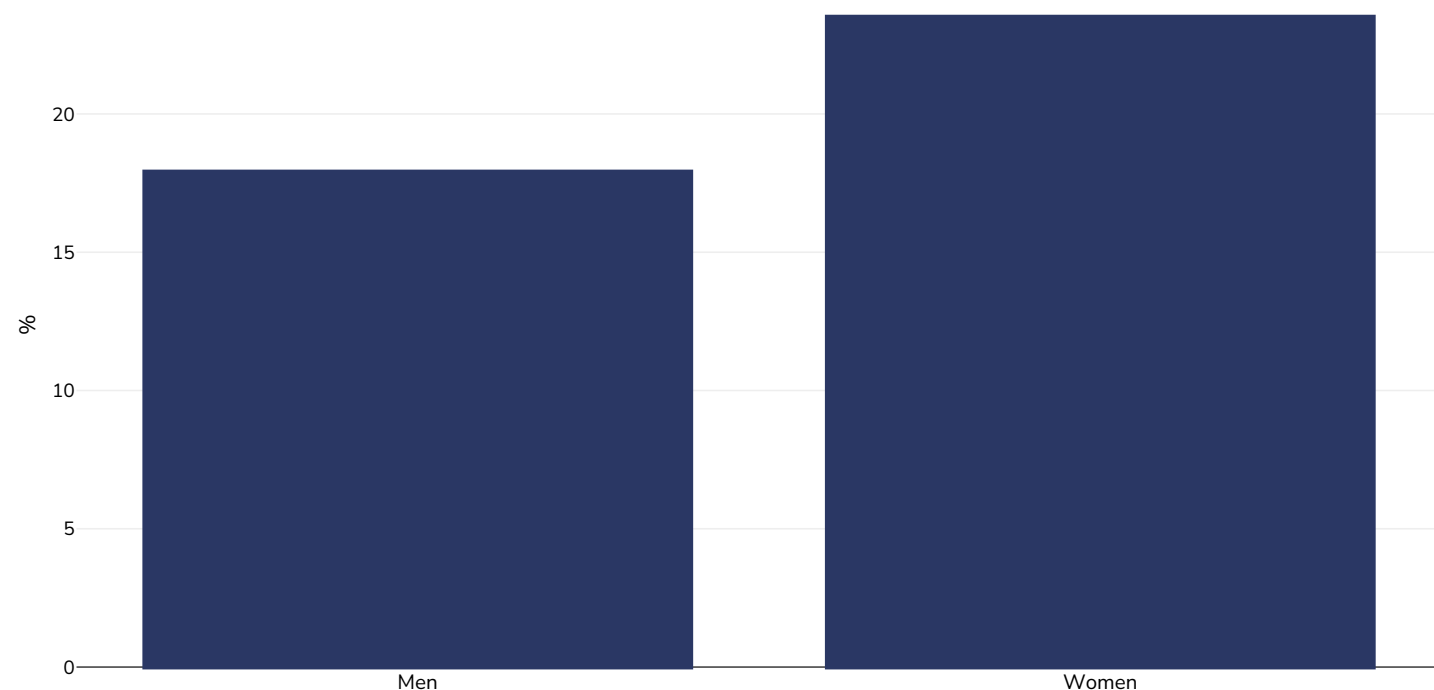
Survey type:	Measured
Age:	15-49
Sample size:	752983
Area covered:	National

**References:** International Institute for Population Sciences (IIPS) and ICF. 2021. National Family Health Survey (NFHS-5), 2019-21 India: Volume I. Mumbai: IIPS. Available at <https://dhsprogram.com/pubs/pdf/FR375/FR375.pdf> (last accessed 05.09.24)

*Unless otherwise noted, overweight refers to a BMI between 25kg and 29.9kg/m<sup>2</sup>, obesity refers to a BMI greater than 30kg/m<sup>2</sup>.*

## Double burden of underweight & overweight

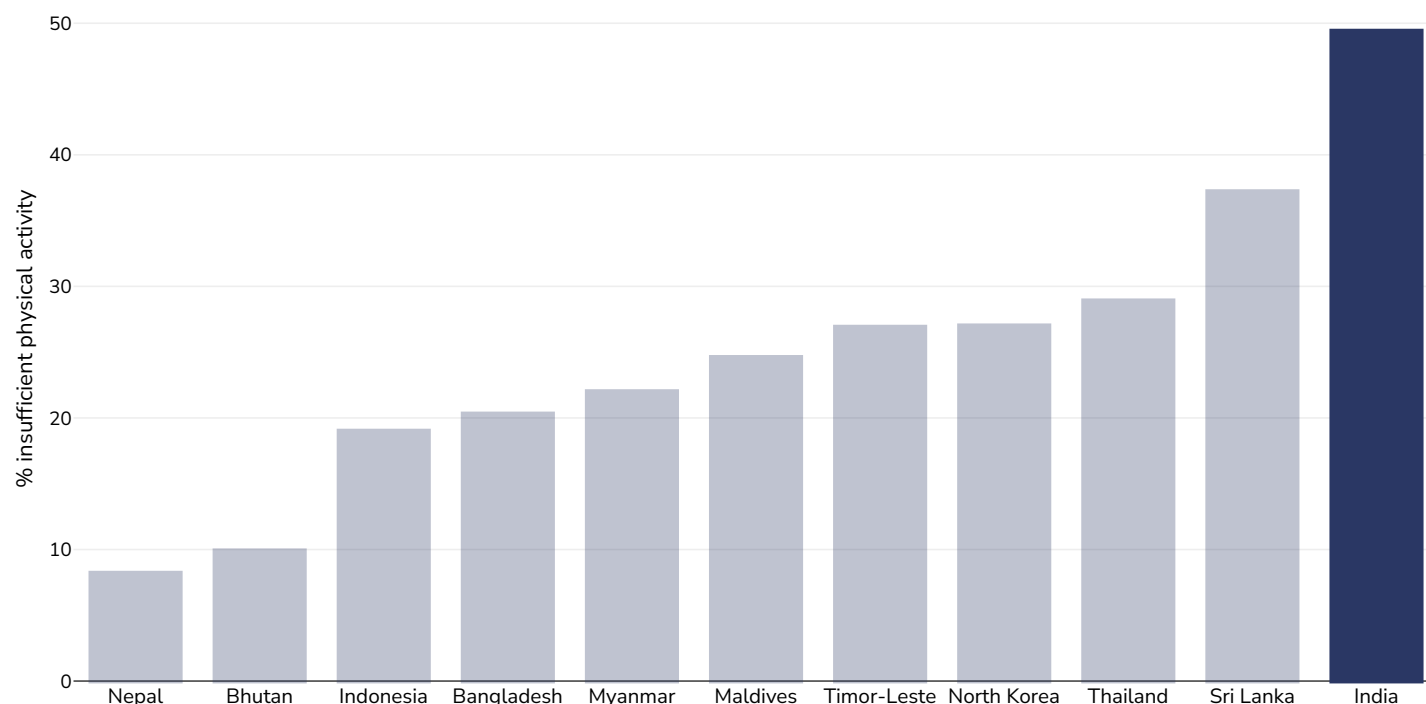
Adults, 2022



Survey type:	Measured
Age:	20+
References:	NCD Risk Factor Collaboration (NCD-RisC). Worldwide trends in underweight and obesity from 1990 to 2022: a pooled analysis of 3663 population representative studies with 222 million children, adolescents, and adults. Lancet 2024; published online Feb 29. <a href="https://doi.org/10.1016/S0140-6736(23)02750-2">https://doi.org/10.1016/S0140-6736(23)02750-2</a> .
Notes:	Age Standardised estimates
Definitions:	Combined prevalence of BMI<18.5 kg/m <sup>2</sup> and BMI≥30 kg/m <sup>2</sup> (double burden of underweight and obesity)

## Insufficient physical activity

### Adults, 2022



Survey type: Self-reported

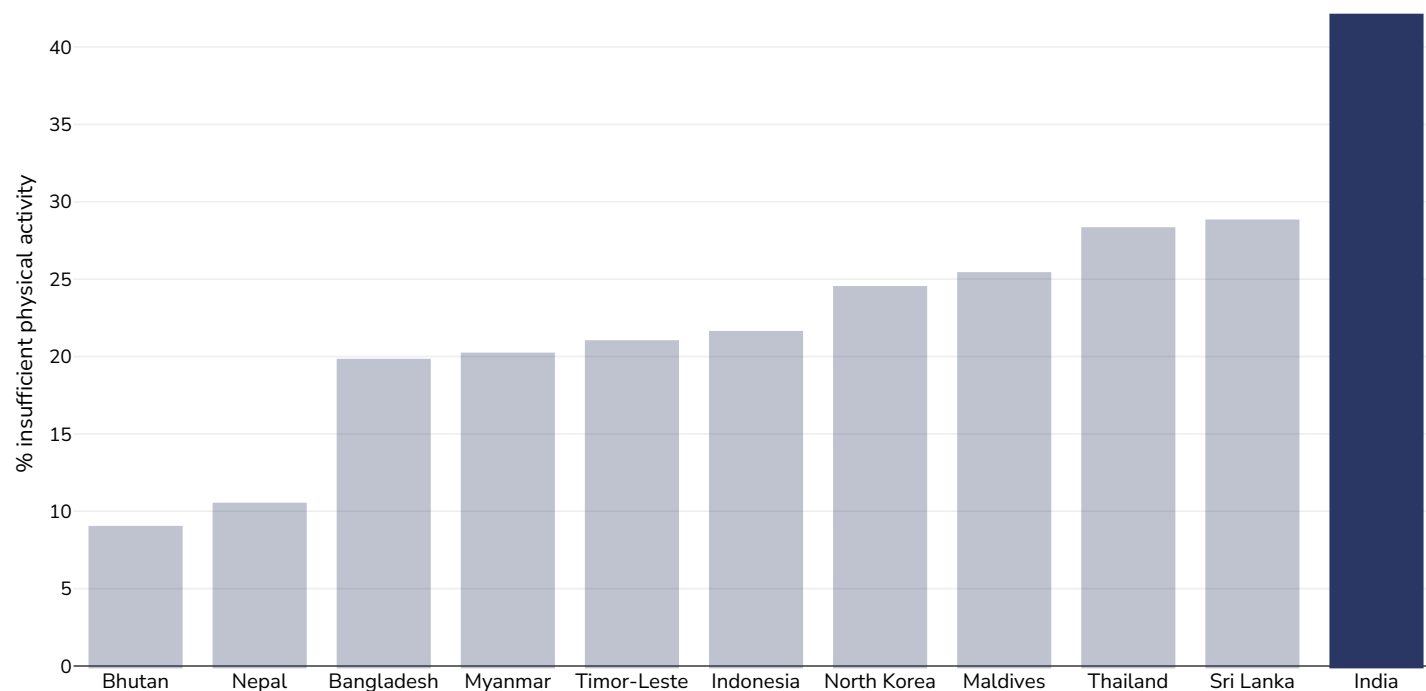
Age: 18+

Area covered: National

References: WHO (2024). Prevalence of insufficient physical activity among adults aged 18-years age-standardized estimate in 2022. Available at [https://www.who.int/data/gho/data/indicators/indicator-details/GHO/prevalence-of-insufficient-physical-activity-among-adults-aged-18-years-\(age-standardized-estimate\)-\(-\)](https://www.who.int/data/gho/data/indicators/indicator-details/GHO/prevalence-of-insufficient-physical-activity-among-adults-aged-18-years-(age-standardized-estimate)-(-))

Definitions: Percent of population attaining less than 150 minutes of moderate-intensity physical activity per week, or less than 75 minutes of vigorous-intensity physical activity per week, or equivalent.

## Men, 2022



Survey type: Self-reported

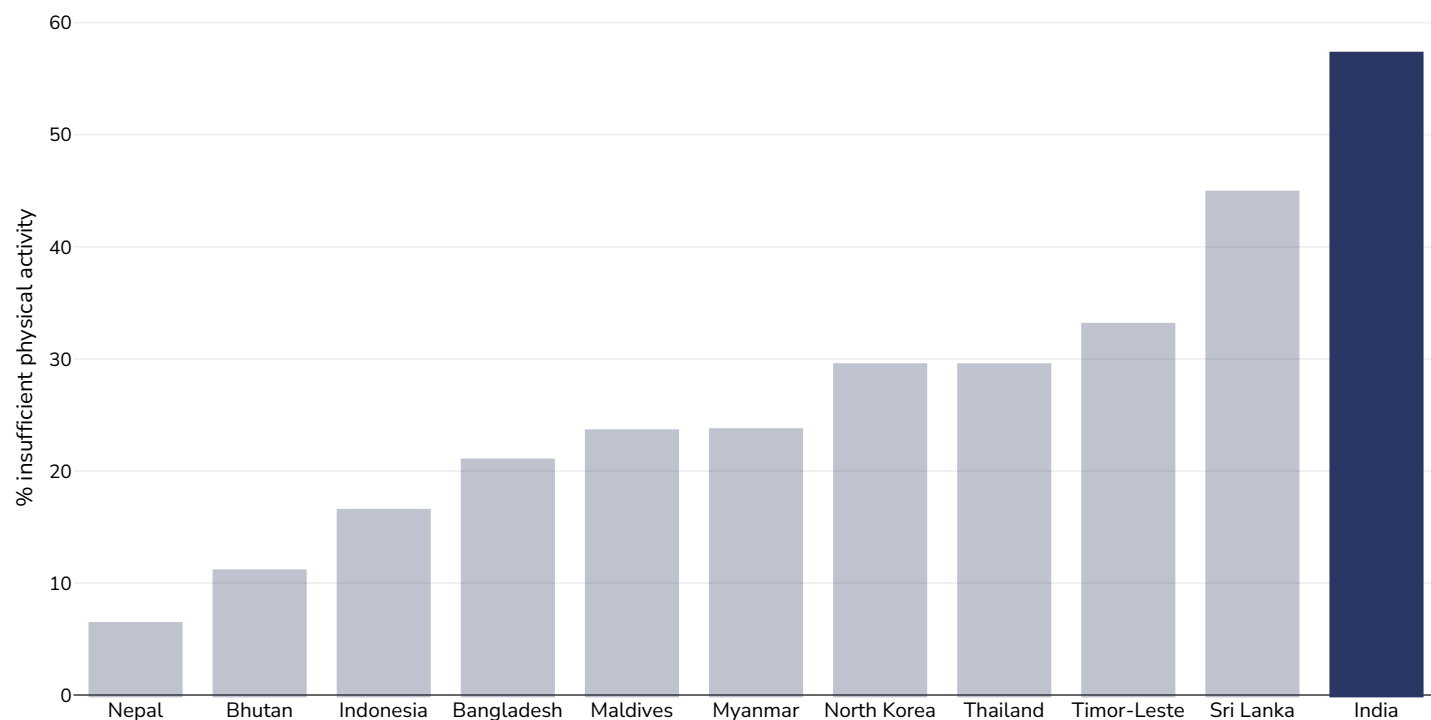
Age: 18+

Area covered: National

References: WHO (2024). Prevalence of insufficient physical activity among adults aged 18-years age-standardized estimate in 2022. Available at [https://www.who.int/data/gho/data/indicators/indicator-details/GHO/prevalence-of-insufficient-physical-activity-among-adults-aged-18-years-\(age-standardized-estimate\)-\(-\)](https://www.who.int/data/gho/data/indicators/indicator-details/GHO/prevalence-of-insufficient-physical-activity-among-adults-aged-18-years-(age-standardized-estimate)-(-))

Definitions: Percent of population attaining less than 150 minutes of moderate-intensity physical activity per week, or less than 75 minutes of vigorous-intensity physical activity per week, or equivalent.

## Women, 2022



Survey type: Self-reported

Age: 18+

Area covered: National

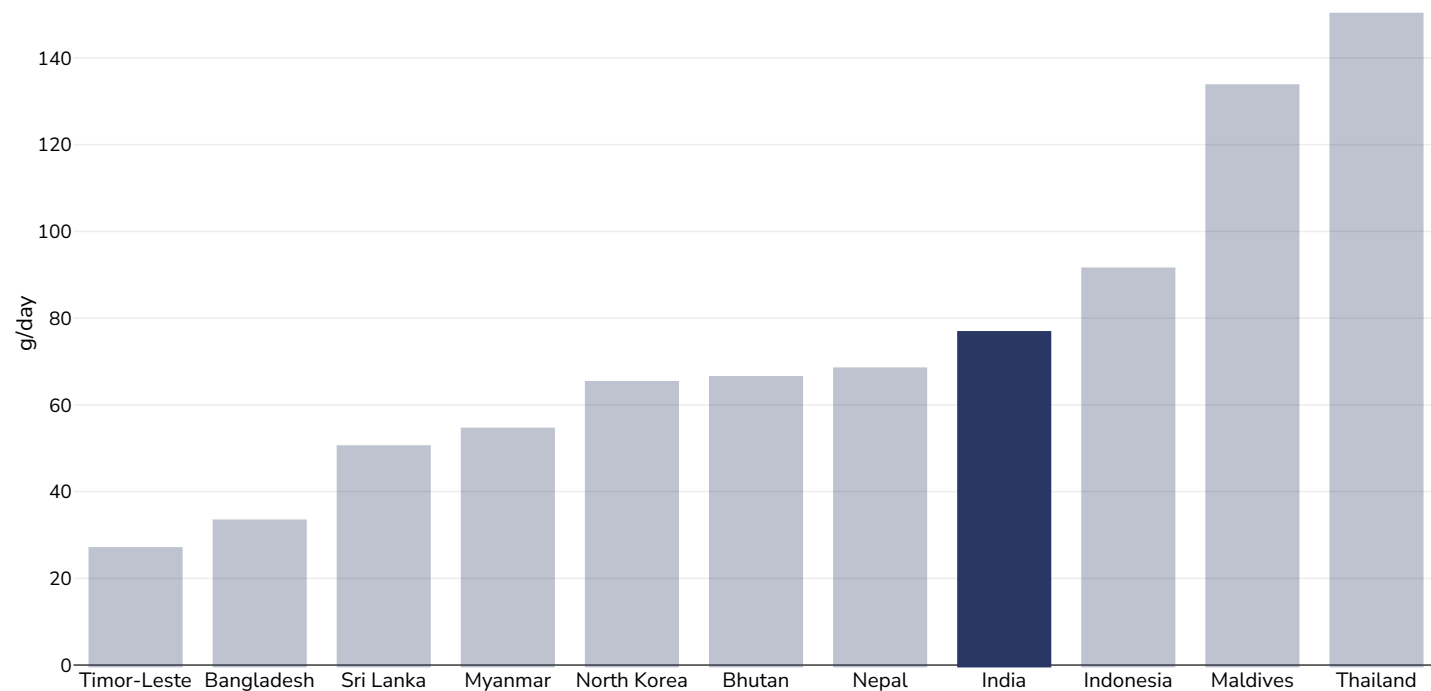
References: WHO (2024). Prevalence of insufficient physical activity among adults aged 18-years age-standardized estimate in 2022. Available at [https://www.who.int/data/gho/data/indicators/indicator-details/GHO/prevalence-of-insufficient-physical-activity-among-adults-aged-18-years-\(age-standardized-estimate\)-\(-\)](https://www.who.int/data/gho/data/indicators/indicator-details/GHO/prevalence-of-insufficient-physical-activity-among-adults-aged-18-years-(age-standardized-estimate)-(-))

Definitions: Percent of population attaining less than 150 minutes of moderate-intensity physical activity per week, or less than 75 minutes of vigorous-intensity physical activity per week, or equivalent.



## Estimated per capita fruit intake

Adults, 2017



Survey type: Measured

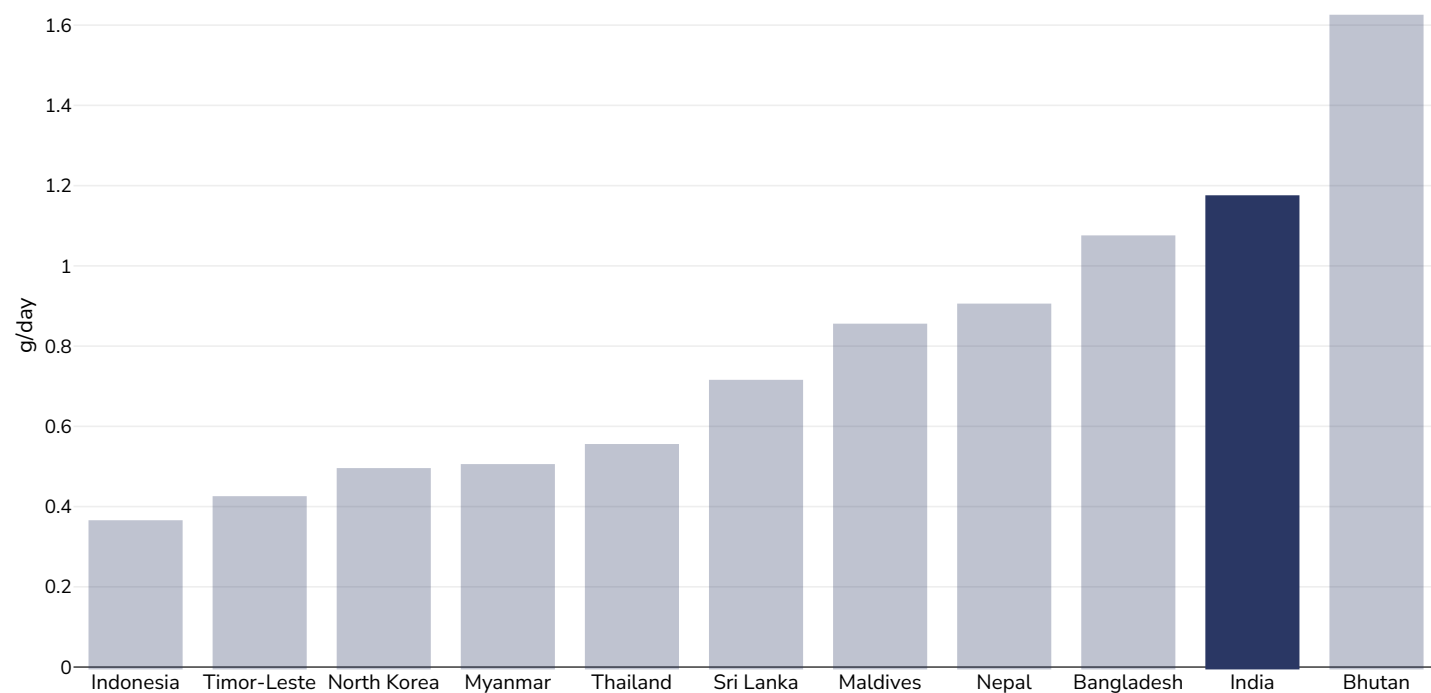
Age: 25+

References: Global Burden of Disease, the Institute for Health Metrics and Evaluation <http://ghdx.healthdata.org/>

Definitions: Estimated per-capita fruit intake (g/day)

## Estimated per-capita processed meat intake

Adults, 2017



Survey type: Measured

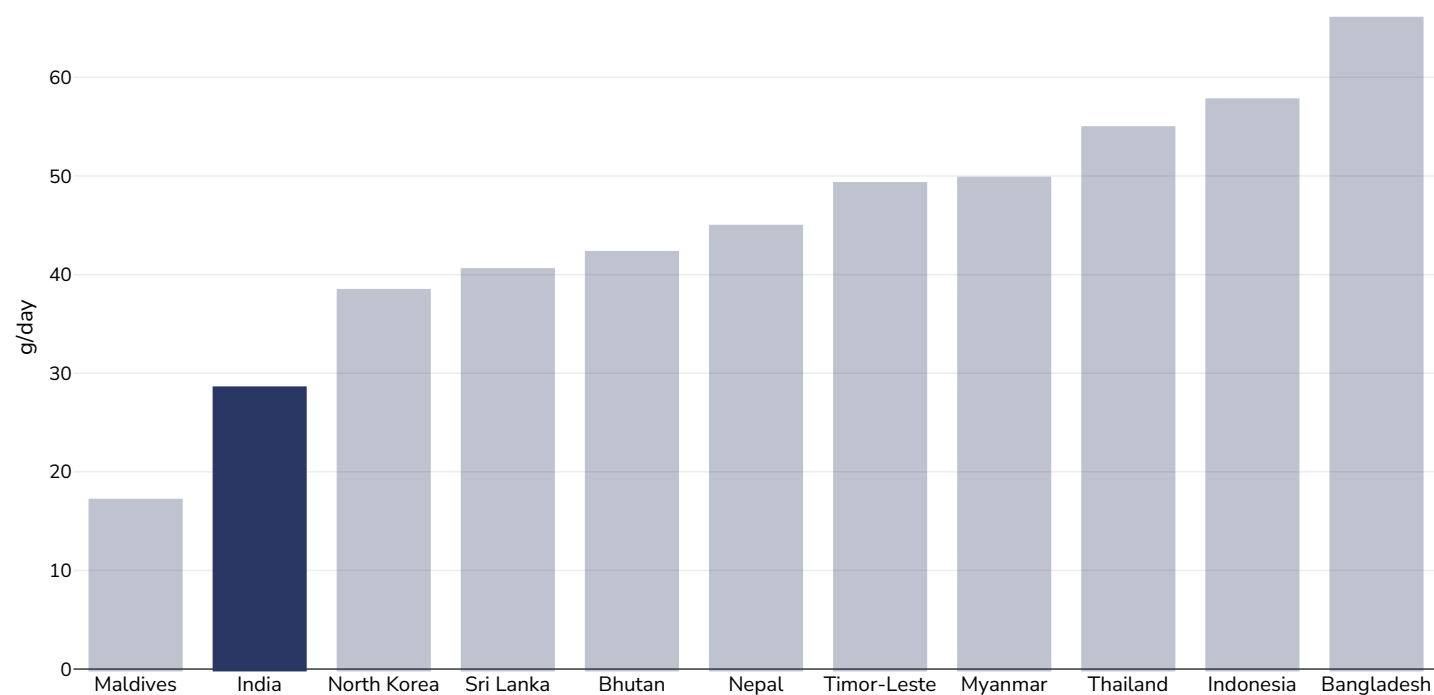
Age: 25+

References: Global Burden of Disease, the Institute for Health Metrics and Evaluation <http://ghdx.healthdata.org/>

Definitions: Estimated per-capita processed meat intake (g per day)

## Estimated per capita whole grains intake

Adults, 2017



Survey type: Measured

Age: 25+

References: Global Burden of Disease, the Institute for Health Metrics and Evaluation <http://ghdx.healthdata.org/>

Definitions: Estimated per-capita whole grains intake (g/day)

## Mental health - depression disorders

### Adults, 2021



Age:	20+
Area covered:	National
References:	Institute for Health Metrics and Evaluation (IHME). GBD Compare Data Visualization. Global Burden of Disease (GBD) Study 2021. Seattle, WA: IHME, University of Washington, 2023. Available from <a href="http://vizhub.healthdata.org/gbd-compare">http://vizhub.healthdata.org/gbd-compare</a> . (Last accessed 23.04.25)
Definitions:	Number living with depression per 100,000 population (adults 20+ years)

## Men, 2021



Age: 20+

Area covered: National

References: Institute for Health Metrics and Evaluation (IHME). GBD Compare Data Visualization. Global Burden of Disease (GBD) Study 2021. Seattle, WA: IHME, University of Washington, 2023. Available from <http://vizhub.healthdata.org/gbd-compare>. (Last accessed 23.04.25)

Definitions: Number living with depression per 100,000 population (adults 20+ years)

## Women, 2021



Age: 20+

Area covered: National

References: Institute for Health Metrics and Evaluation (IHME). GBD Compare Data Visualization. Global Burden of Disease (GBD) Study 2021. Seattle, WA: IHME, University of Washington, 2023. Available from <http://vizhub.healthdata.org/gbd-compare>. (Last accessed 23.04.25)

Definitions: Number living with depression per 100,000 population (adults 20+ years)

## Mental health - anxiety disorders

### Adults, 2021




Age: 20+

**References:** Institute for Health Metrics and Evaluation (IHME). GBD Compare Data Visualization. Global Burden of Disease (GBD) Study 2021. Seattle, WA: IHME, University of Washington, 2023. Available from <http://vizhub.healthdata.org/gbd-compare>. (Last accessed 23.04.25).

**Definitions:** Number living with anxiety per 100,000 population

## Men, 2021



Age: 20+

References: Institute for Health Metrics and Evaluation (IHME). GBD Compare Data Visualization. Global Burden of Disease (GBD) Study 2021. Seattle, WA: IHME, University of Washington, 2023. Available from <http://vizhub.healthdata.org/gbd-compare>. (Last accessed 23.04.25).

Definitions: Number living with anxiety per 100,000 population



## Women, 2021



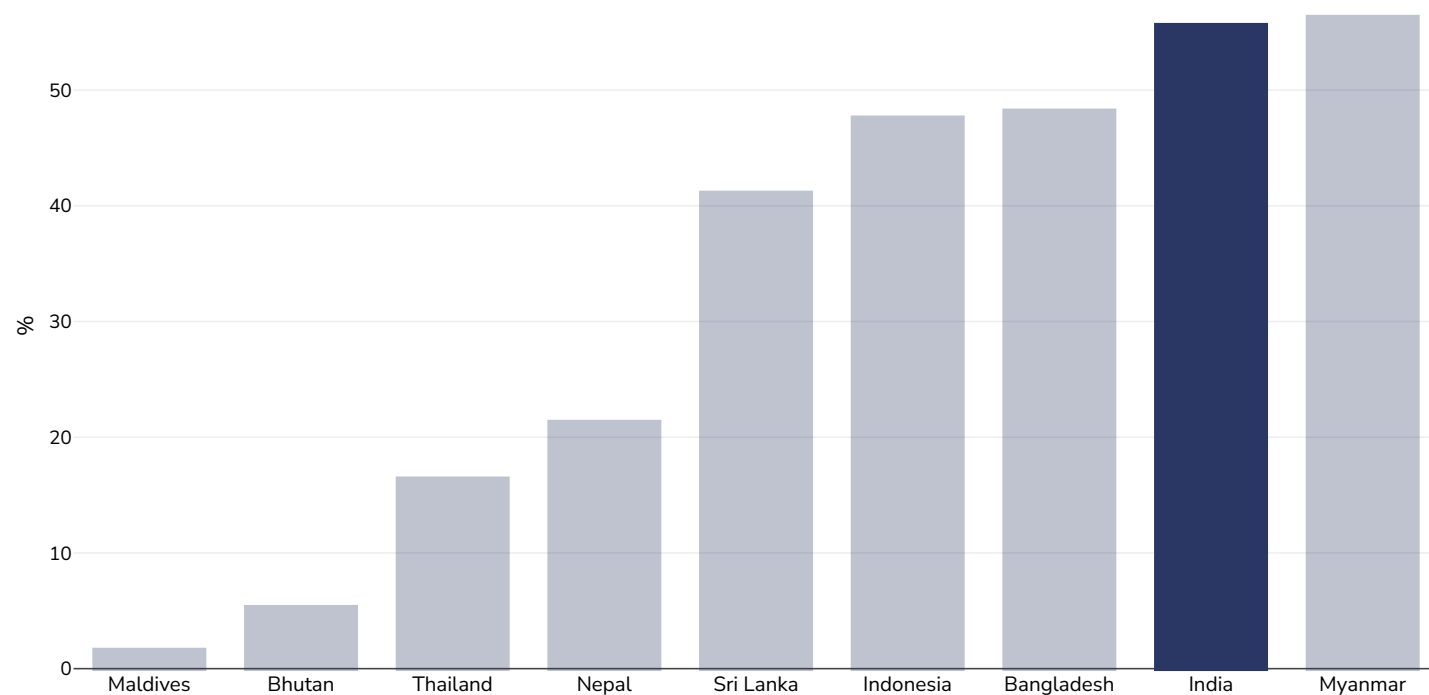
Age: 20+

References: Institute for Health Metrics and Evaluation (IHME). GBD Compare Data Visualization. Global Burden of Disease (GBD) Study 2021. Seattle, WA: IHME, University of Washington, 2023. Available from <http://vizhub.healthdata.org/gbd-compare>. (Last accessed 23.04.25).

Definitions: Number living with anxiety per 100,000 population

## Percent of population who cannot afford a healthy diet

Adults, 2022



Area covered:

National

References:

The Food Systems Dashboard. The Global Alliance for Improved Nutrition (GAIN), The Columbia Climate School, and Cornell University College of Agriculture and Life Sciences. 2024. Geneva, Switzerland. <https://www.foodsystemsdashboard.org>. DOI: <https://doi.org/10.36072/db>.


## Oesophageal cancer

Men, 2022



Age:	20+
Area covered:	National
References:	Ferlay J, Ervik M, Lam F, Laversanne M, Colombet M, Mery L, Piñeros M, Znaor A, Soerjomataram I, Bray F (2024).Global Cancer Observatory: Cancer Today. Lyon, France: International Agency for Research on Cancer. Available from: <a href="https://gco.iarc.who.int/today">https://gco.iarc.who.int/today</a> , accessed [16.07.24]
Definitions:	Indicence per 100,000

## Women, 2022



**Age:** 20+

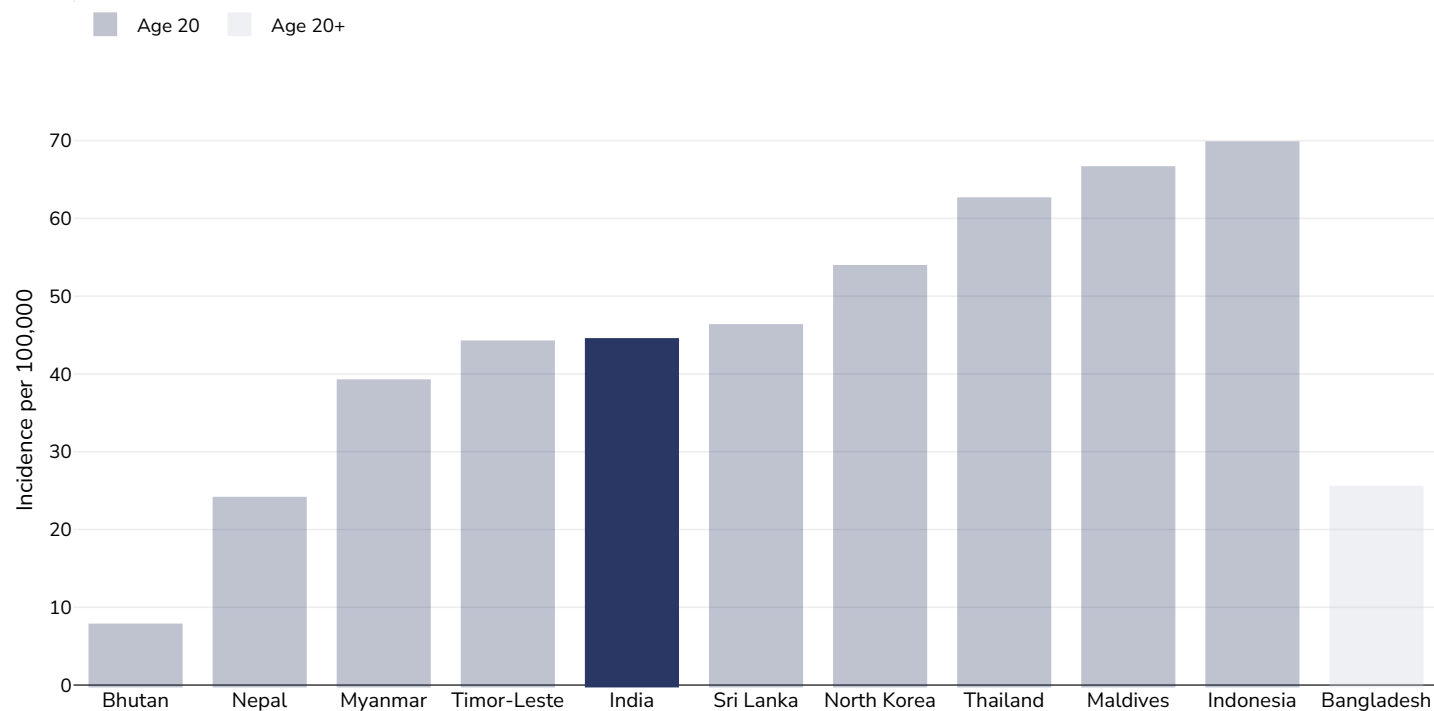
**Area covered:** National

**References:** Ferlay J, Ervik M, Lam F, Laversanne M, Colombet M, Mery L, Piñeros M, Znaor A, Soerjomataram I, Bray F (2024). Global Cancer Observatory: Cancer Today. Lyon, France: International Agency for Research on Cancer. Available from: <https://gco.iarc.who.int/today>, accessed [16.07.24]

**Definitions:** Incidence per 100,000

## Breast cancer

### Women, 2022



Area covered:

National

References:

Ferlay J, Ervik M, Lam F, Laversanne M, Colombet M, Mery L, Piñeros M, Znaor A, Soerjomataram I, Bray F (2024). Global Cancer Observatory: Cancer Today. Lyon, France: International Agency for Research on Cancer. Available from: <https://gco.iarc.who.int/today>, accessed [16.07.24]

Definitions:

Incidence per 100,000

## Colorectal cancer

### Men, 2022



Age:	20+
Area covered:	National
References:	Ferlay J, Ervik M, Lam F, Laversanne M, Colombet M, Mery L, Piñeros M, Znaor A, Soerjomataram I, Bray F (2024).Global Cancer Observatory: Cancer Today. Lyon, France: International Agency for Research on Cancer. Available from: <a href="https://gco.iarc.who.int/today">https://gco.iarc.who.int/today</a> , accessed [16.07.24]
Definitions:	Incidence per 100,000


## Women, 2022



Age:	20+
Area covered:	National
References:	Ferlay J, Ervik M, Lam F, Laversanne M, Colombet M, Mery L, Piñeros M, Znaor A, Soerjomataram I, Bray F (2024).Global Cancer Observatory: Cancer Today. Lyon, France: International Agency for Research on Cancer. Available from: <a href="https://gco.iarc.who.int/today">https://gco.iarc.who.int/today</a> , accessed [16.07.24]
Definitions:	Incidence per 100,000

## Pancreatic cancer


### Men, 2022



Age:	20+
Area covered:	National
References:	Ferlay J, Ervik M, Lam F, Laversanne M, Colombet M, Mery L, Piñeros M, Znaor A, Soerjomataram I, Bray F (2024).Global Cancer Observatory: Cancer Today. Lyon, France: International Agency for Research on Cancer. Available from: <a href="https://gco.iarc.who.int/today">https://gco.iarc.who.int/today</a> , accessed [16.07.24]
Definitions:	Incidence per 100,000



## Women, 2022



Age:	20+
Area covered:	National
References:	Ferlay J, Ervik M, Lam F, Laversanne M, Colombet M, Mery L, Piñeros M, Znaor A, Soerjomataram I, Bray F (2024).Global Cancer Observatory: Cancer Today. Lyon, France: International Agency for Research on Cancer. Available from: <a href="https://gco.iarc.who.int/today">https://gco.iarc.who.int/today</a> , accessed [16.07.24]
Definitions:	Incidence per 100,000


## Gallbladder cancer

### Men, 2022



Age:	20+
Area covered:	National
References:	Ferlay J, Ervik M, Lam F, Laversanne M, Colombet M, Mery L, Piñeros M, Znaor A, Soerjomataram I, Bray F (2024).Global Cancer Observatory: Cancer Today. Lyon, France: International Agency for Research on Cancer. Available from: <a href="https://gco.iarc.who.int/today">https://gco.iarc.who.int/today</a> , accessed [16.07.24]
Definitions:	Indicence per 100,000

## Women, 2022



Age:	20+
Area covered:	National
References:	Ferlay J, Ervik M, Lam F, Laversanne M, Colombet M, Mery L, Piñeros M, Znaor A, Soerjomataram I, Bray F (2024).Global Cancer Observatory: Cancer Today. Lyon, France: International Agency for Research on Cancer. Available from: <a href="https://gco.iarc.who.int/today">https://gco.iarc.who.int/today</a> , accessed [16.07.24]
Definitions:	Indicence per 100,000


## Kidney cancer

### Men, 2022



Age:	20+
Area covered:	National
References:	Ferlay J, Ervik M, Lam F, Laversanne M, Colombet M, Mery L, Piñeros M, Znaor A, Soerjomataram I, Bray F (2024).Global Cancer Observatory: Cancer Today. Lyon, France: International Agency for Research on Cancer. Available from: <a href="https://gco.iarc.who.int/today">https://gco.iarc.who.int/today</a> , accessed [16.07.24]
Definitions:	Incidence per 100,000

## Women, 2022



Age:	20+
Area covered:	National
References:	Ferlay J, Ervik M, Lam F, Laversanne M, Colombet M, Mery L, Piñeros M, Znaor A, Soerjomataram I, Bray F (2024).Global Cancer Observatory: Cancer Today. Lyon, France: International Agency for Research on Cancer. Available from: <a href="https://gco.iarc.who.int/today">https://gco.iarc.who.int/today</a> , accessed [16.07.24]
Definitions:	Incidence per 100,000

## Cancer of the uterus

### Women, 2022



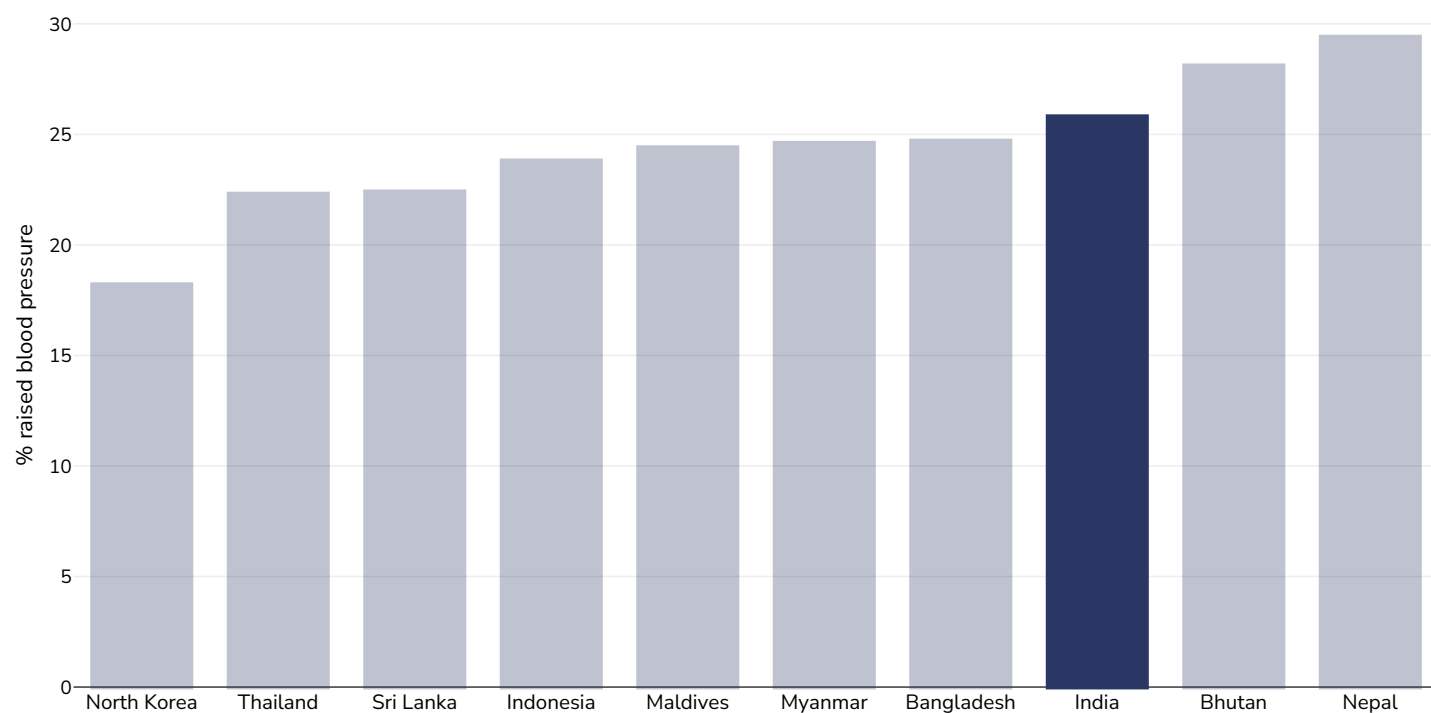
Age: 20+

**References:** Ferlay J, Ervik M, Lam F, Laversanne M, Colombet M, Mery L, Piñeros M, Znaor A, Soerjomataram I, Bray F (2024). Global Cancer Observatory: Cancer Today. Lyon, France: International Agency for Research on Cancer. Available from: <https://gco.iarc.who.int/today>, accessed [16.07.24]

**Definitions:** Incidence per 100,000

## Raised blood pressure

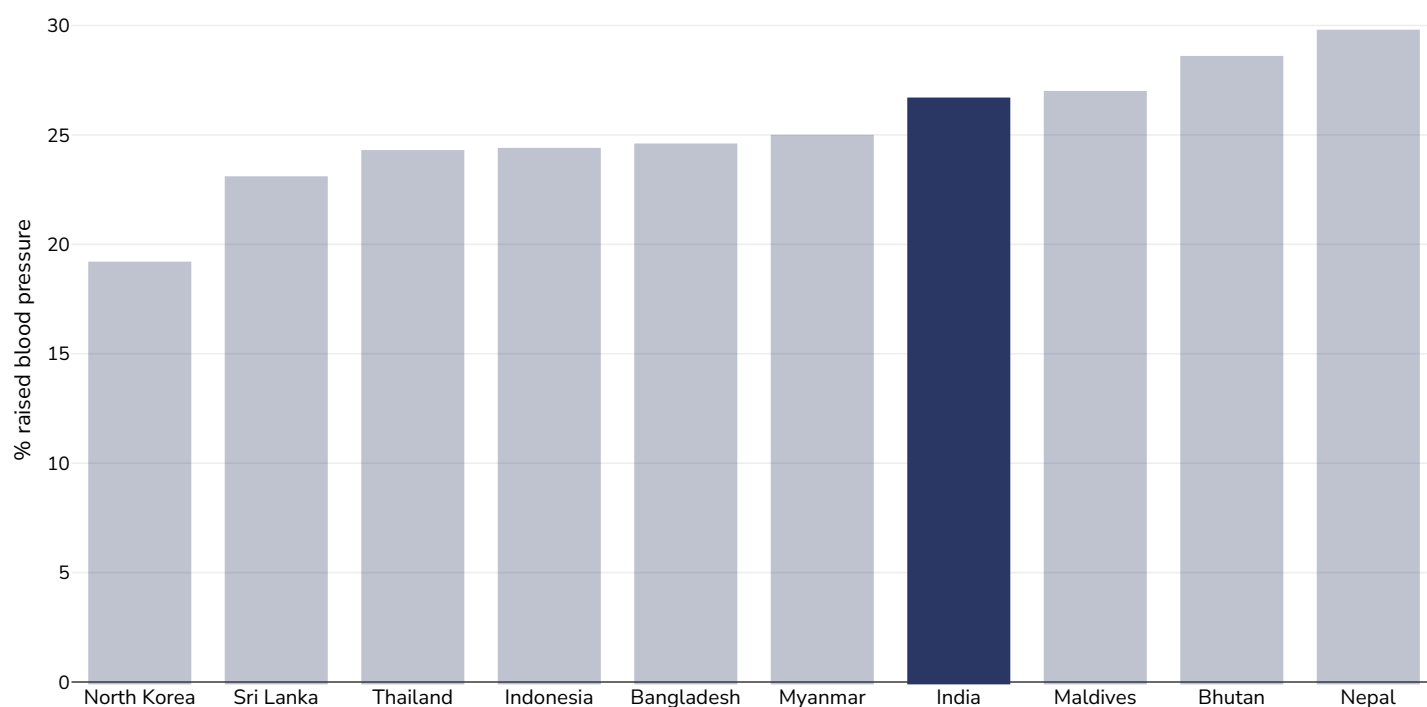
### Adults, 2015



**References:** Global Health Observatory data repository, World Health Organisation, <http://apps.who.int/gho/data/node.main.A875?lang=en>

**Definitions:** Age Standardised estimated % Raised blood pressure 2015 (SBP $\geq$ 140 OR DBP $\geq$ 90).

## Men, 2015

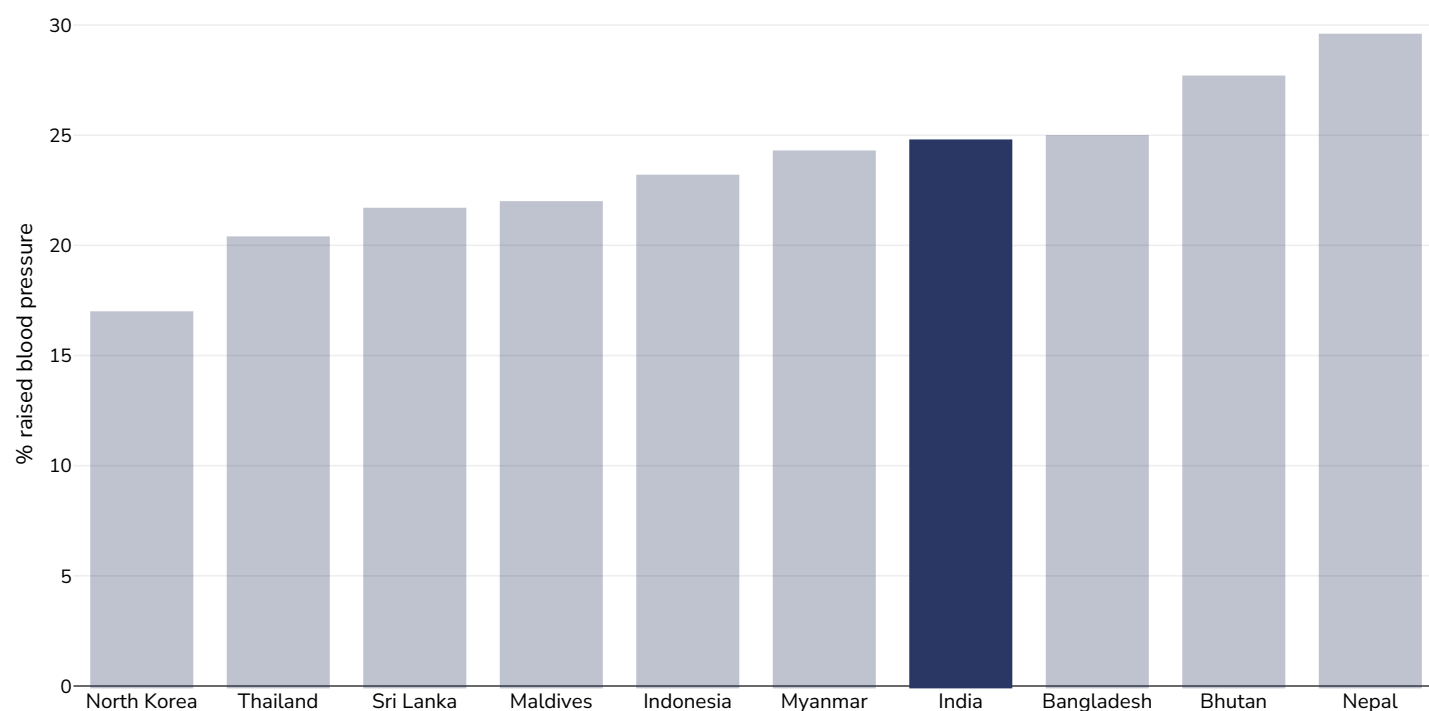


**References:** Global Health Observatory data repository, World Health Organisation, <http://apps.who.int/gho/data/node.main.A875?lang=en>

**Definitions:** Age Standardised estimated % Raised blood pressure 2015 (SBP $\geq$ 140 OR DBP $\geq$ 90).



## Women, 2015

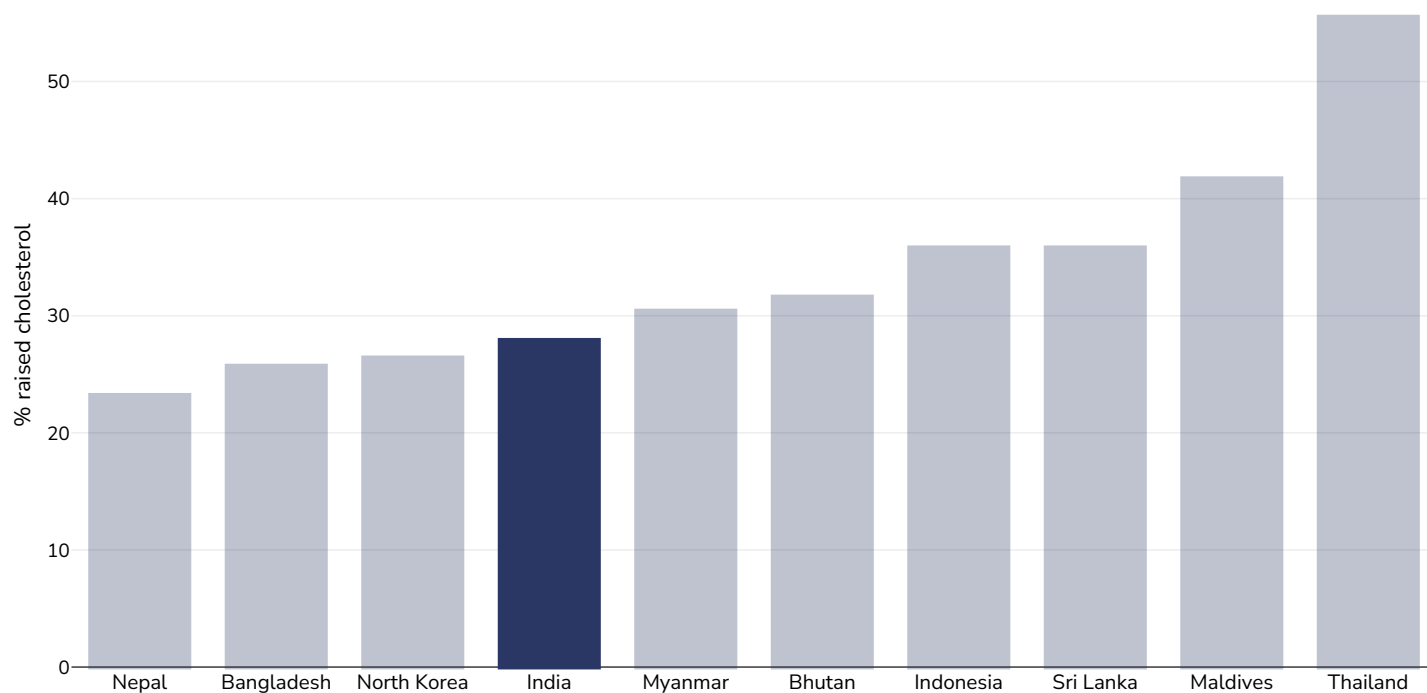


**References:** Global Health Observatory data repository, World Health Organisation, <http://apps.who.int/gho/data/node.main.A875?lang=en>

**Definitions:** Age Standardised estimated % Raised blood pressure 2015 (SBP $\geq$ 140 OR DBP $\geq$ 90).

## Raised cholesterol

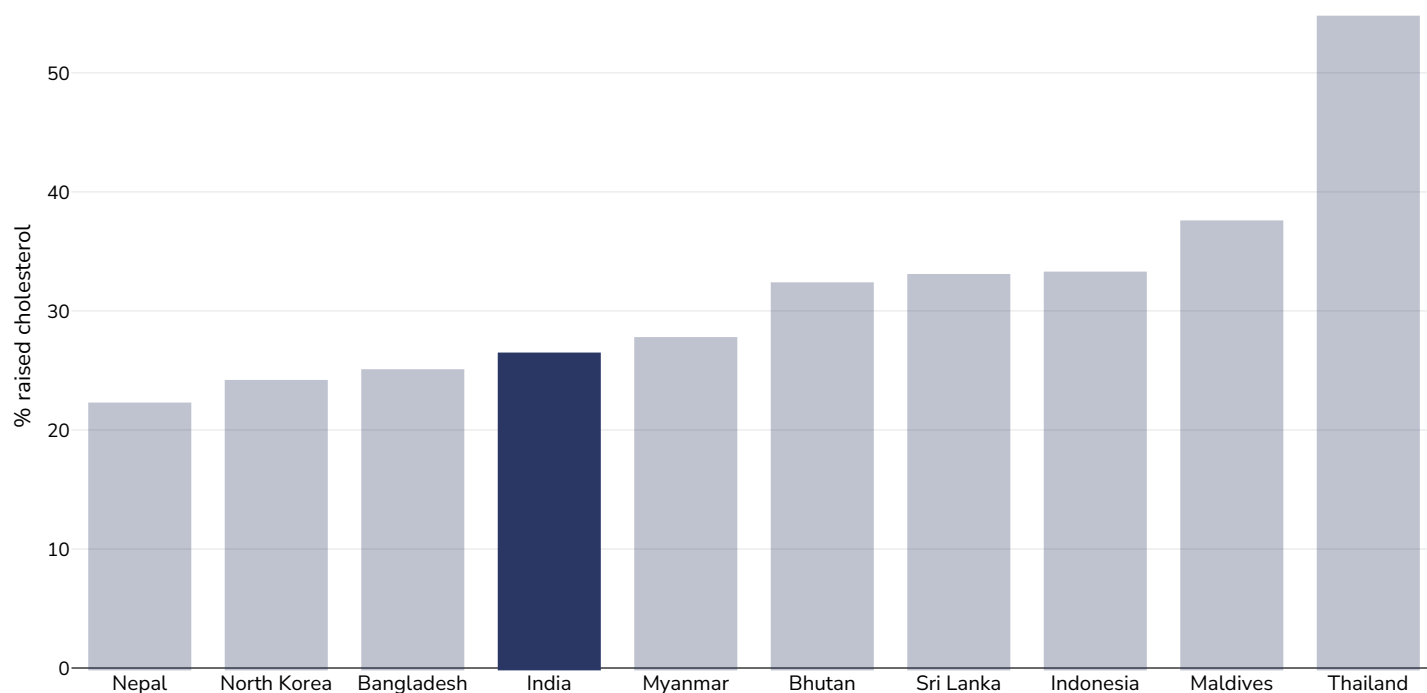
Adults, 2008



**References:** Global Health Observatory data repository, World Health Organisation, <http://apps.who.int/gho/data/node.main.A885>

**Definitions:** % Raised total cholesterol ( $\geq 5.0$  mmol/L) (age-standardized estimate).

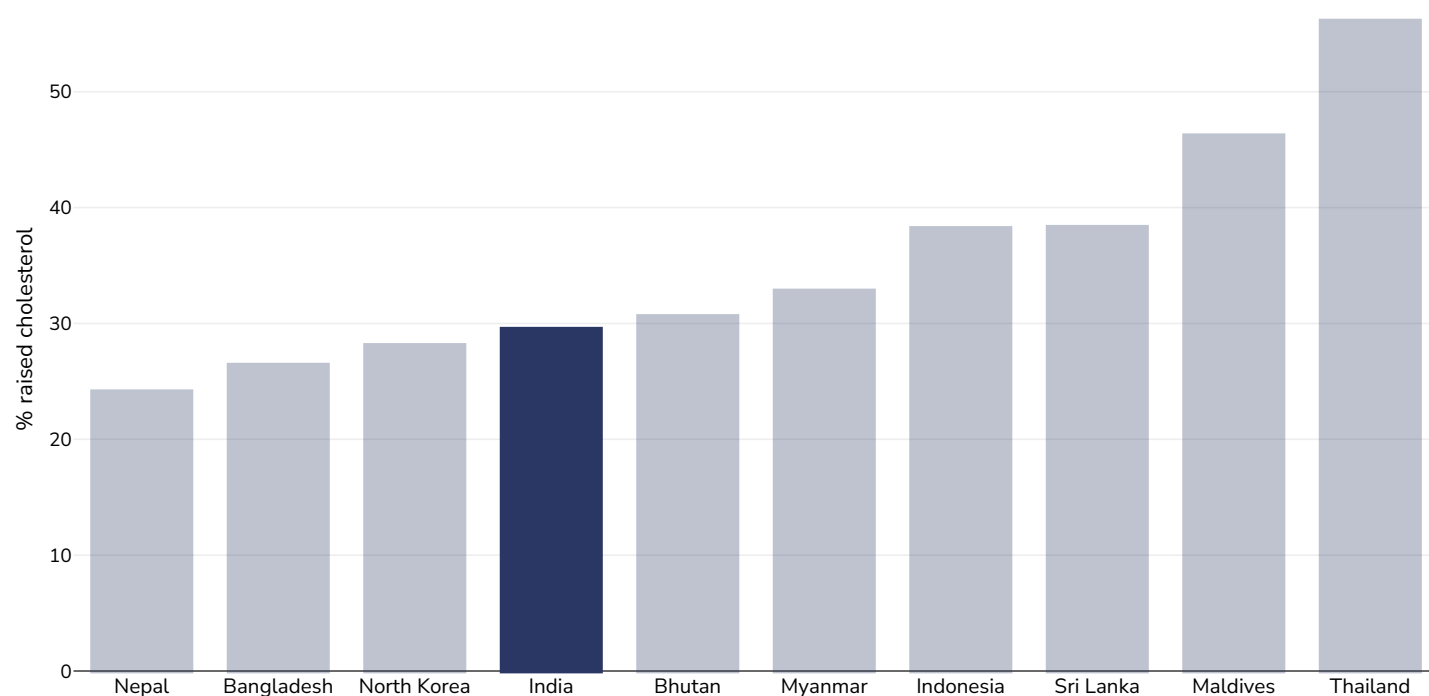
## Men, 2008



**References:** Global Health Observatory data repository, World Health Organisation, <http://apps.who.int/gho/data/node.main.A885>

**Definitions:** % Raised total cholesterol ( $\geq 5.0$  mmol/L) (age-standardized estimate).

## Women, 2008

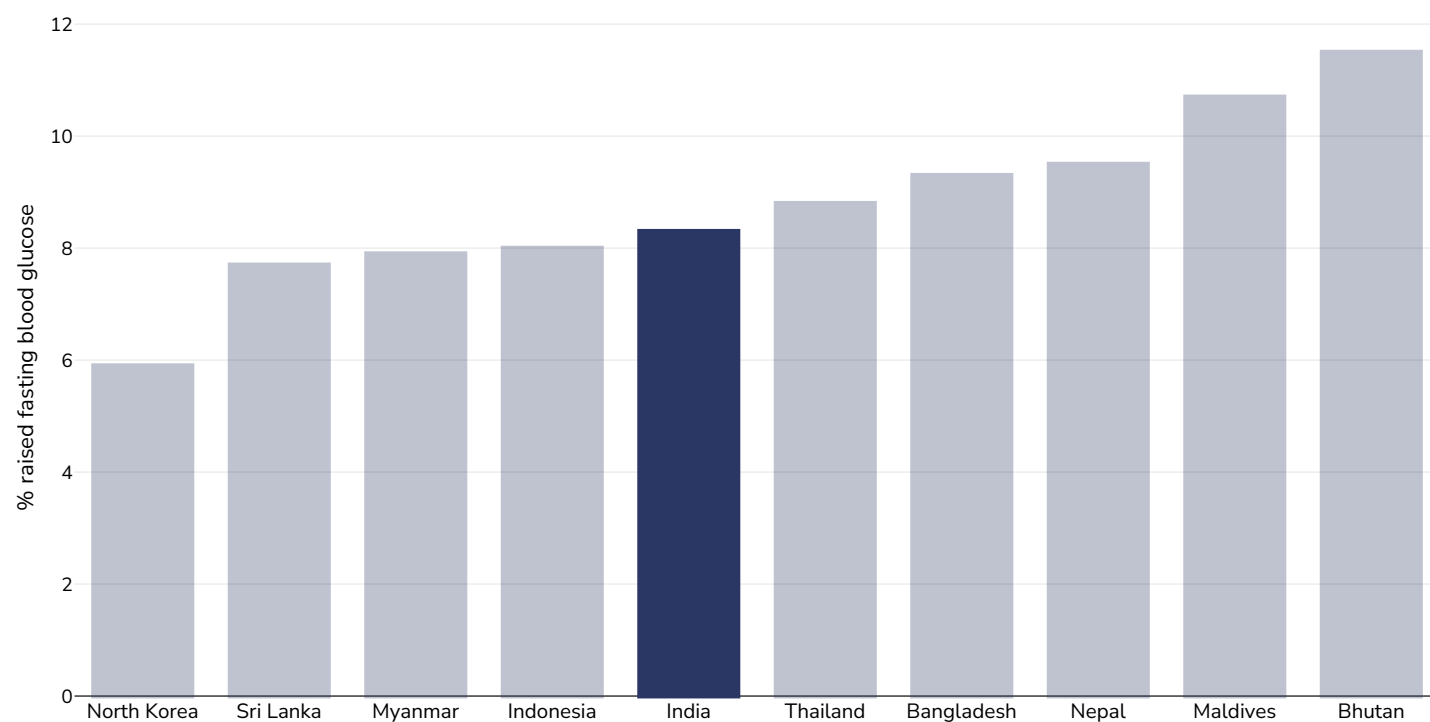


**References:** Global Health Observatory data repository, World Health Organisation, <http://apps.who.int/gho/data/node.main.A885>

**Definitions:** % Raised total cholesterol ( $\geq 5.0$  mmol/L) (age-standardized estimate).

## Raised fasting blood glucose

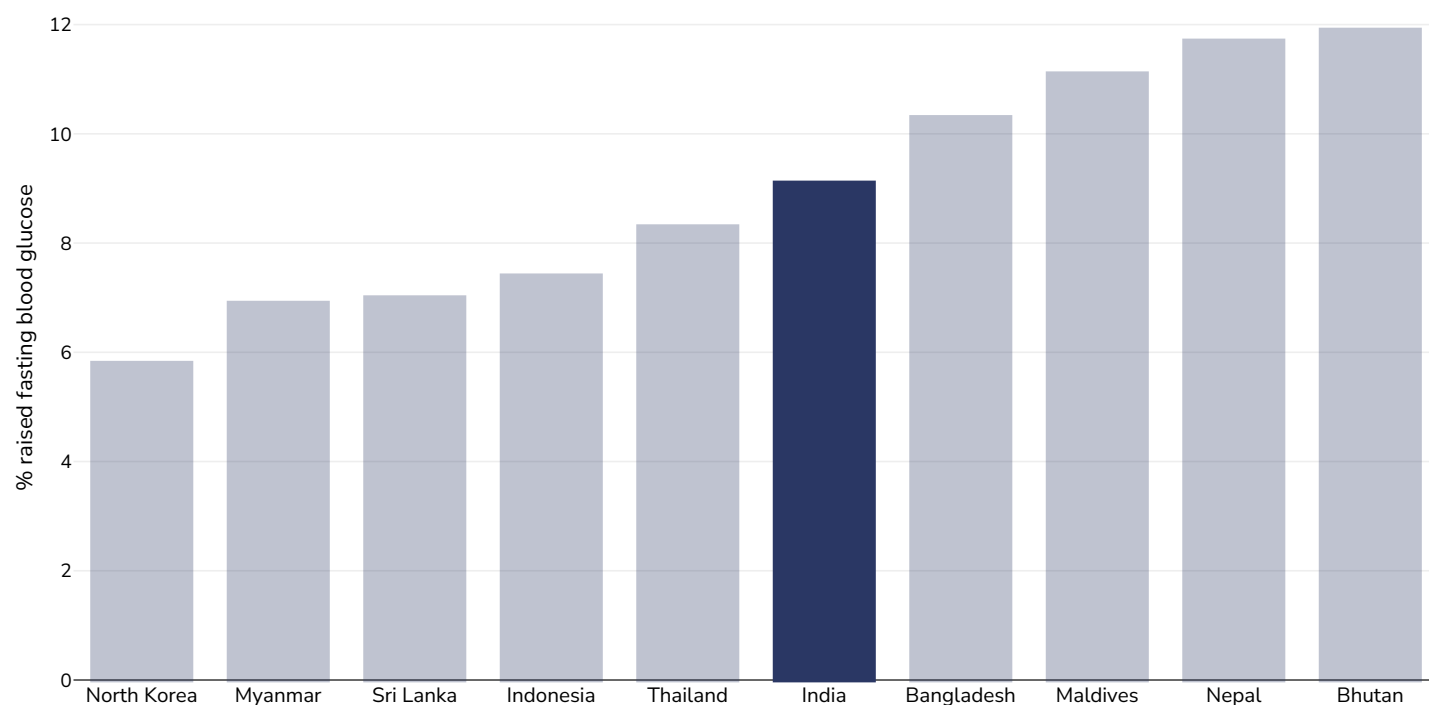
### Men, 2014



**References:** Global Health Observatory data repository, World Health Organisation, <http://apps.who.int/gho/data/node.main.A869?lang=en>

**Definitions:** Age Standardised % raised fasting blood glucose ( $\geq 7.0$  mmol/L or on medication).

## Women, 2014

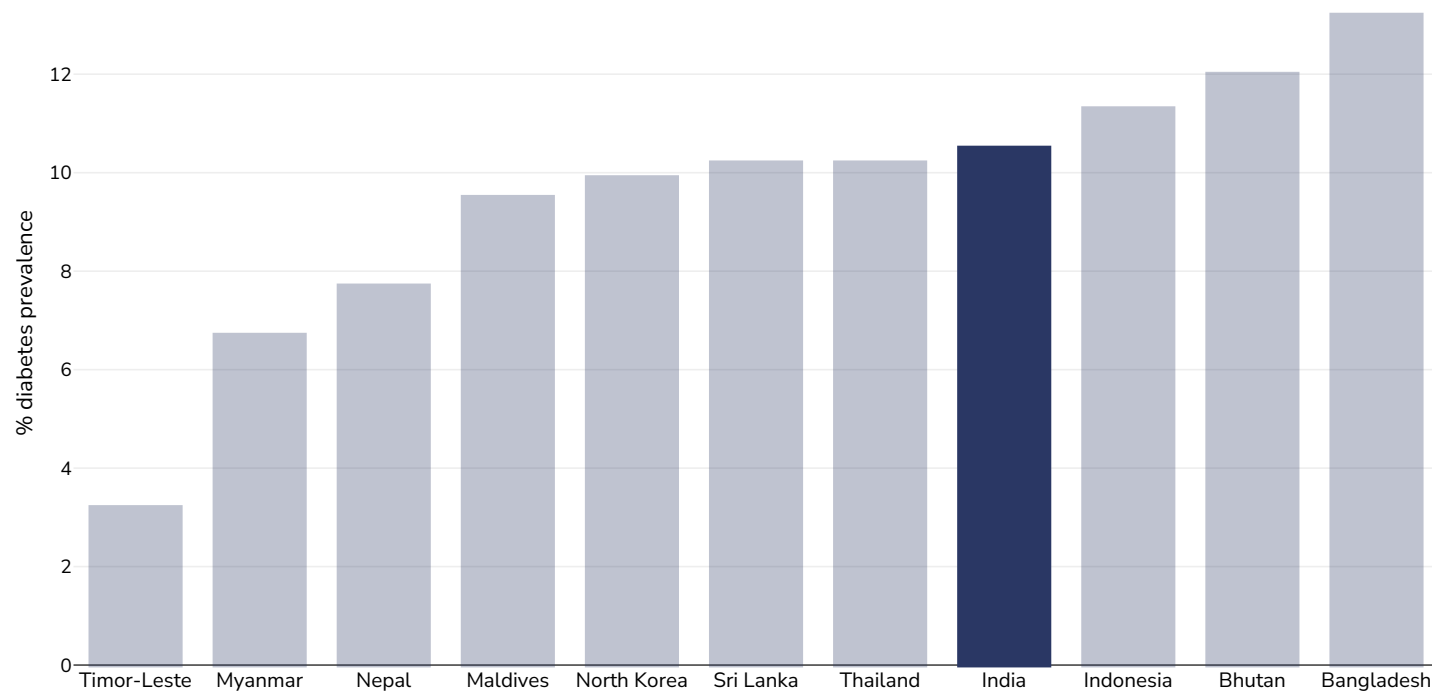


**References:** Global Health Observatory data repository, World Health Organisation, <http://apps.who.int/gho/data/node.main.A869?lang=en>

**Definitions:** Age Standardised % raised fasting blood glucose ( $\geq 7.0$  mmol/L or on medication).

## Diabetes prevalence

Adults, 2024

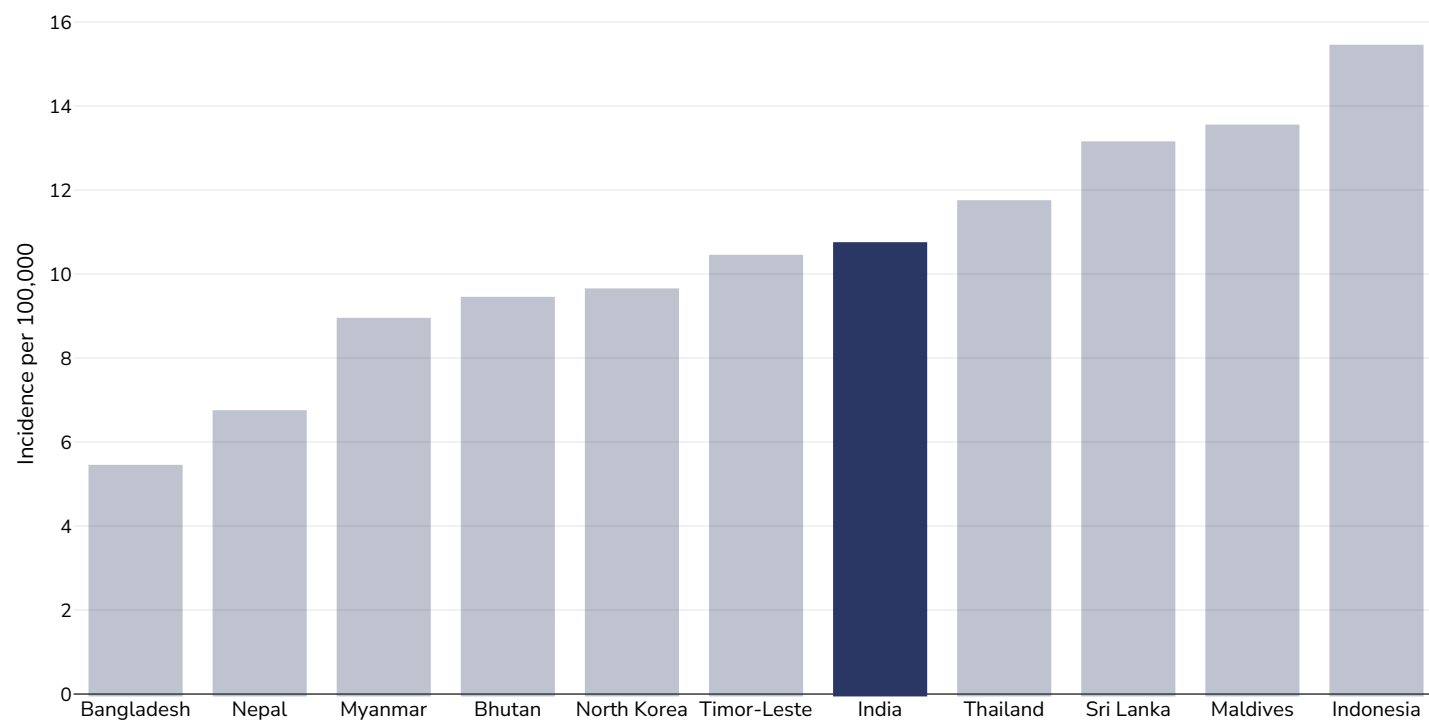


**References:**

Reproduced with kind permission International Diabetes Federation. IDF Diabetes Atlas, 11th edn. Brussels, Belgium:International Diabetes Federation, 2025. <http://www.diabetesatlas.org>

## Ovarian Cancer

### Women, 2022



Age: 20+

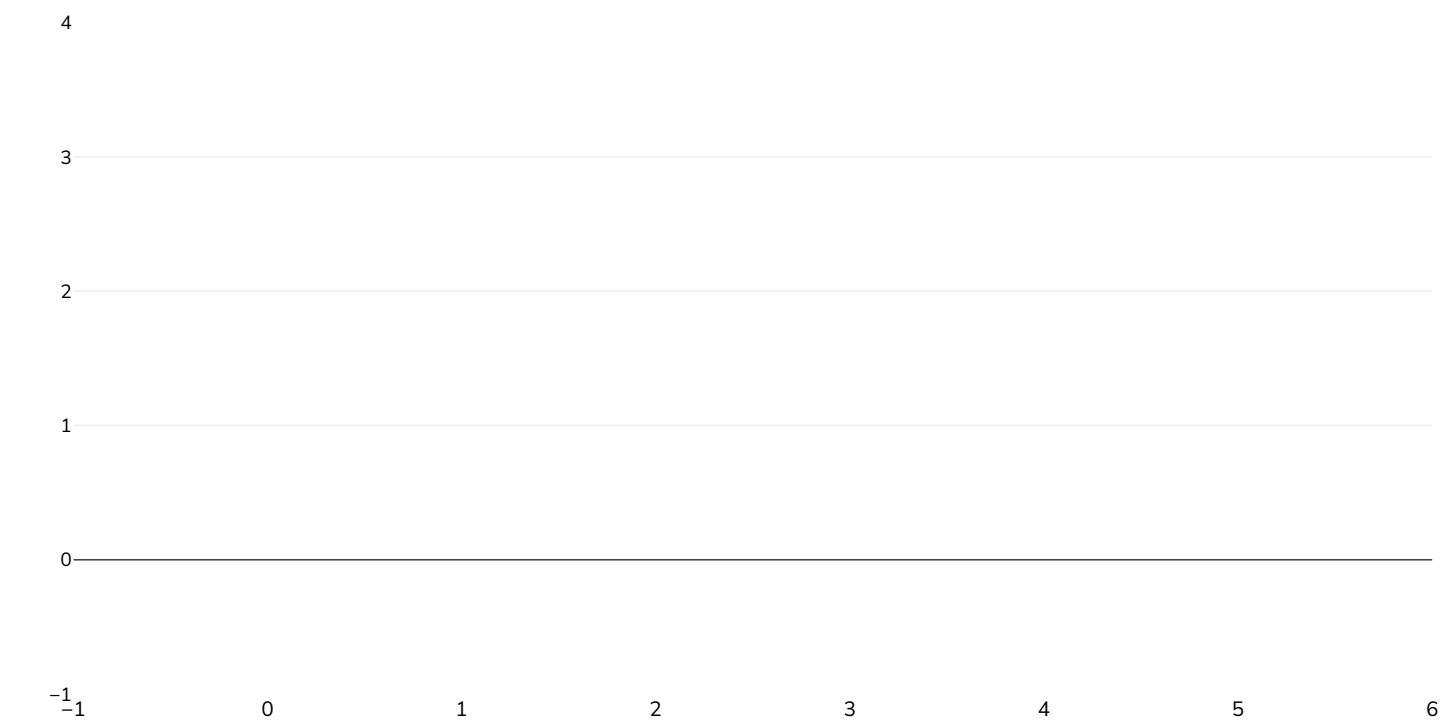
**References:** Ferlay J, Ervik M, Lam F, Laversanne M, Colombet M, Mery L, Piñeros M, Znaor A, Soerjomataram I, Bray F (2024). Global Cancer Observatory: Cancer Today. Lyon, France: International Agency for Research on Cancer. Available from: <https://gco.iarc.who.int/today>, accessed [16.07.24]

**Definitions:** Incidence per 100,000



## Leukemia

### Men, 2022



Age: 20+

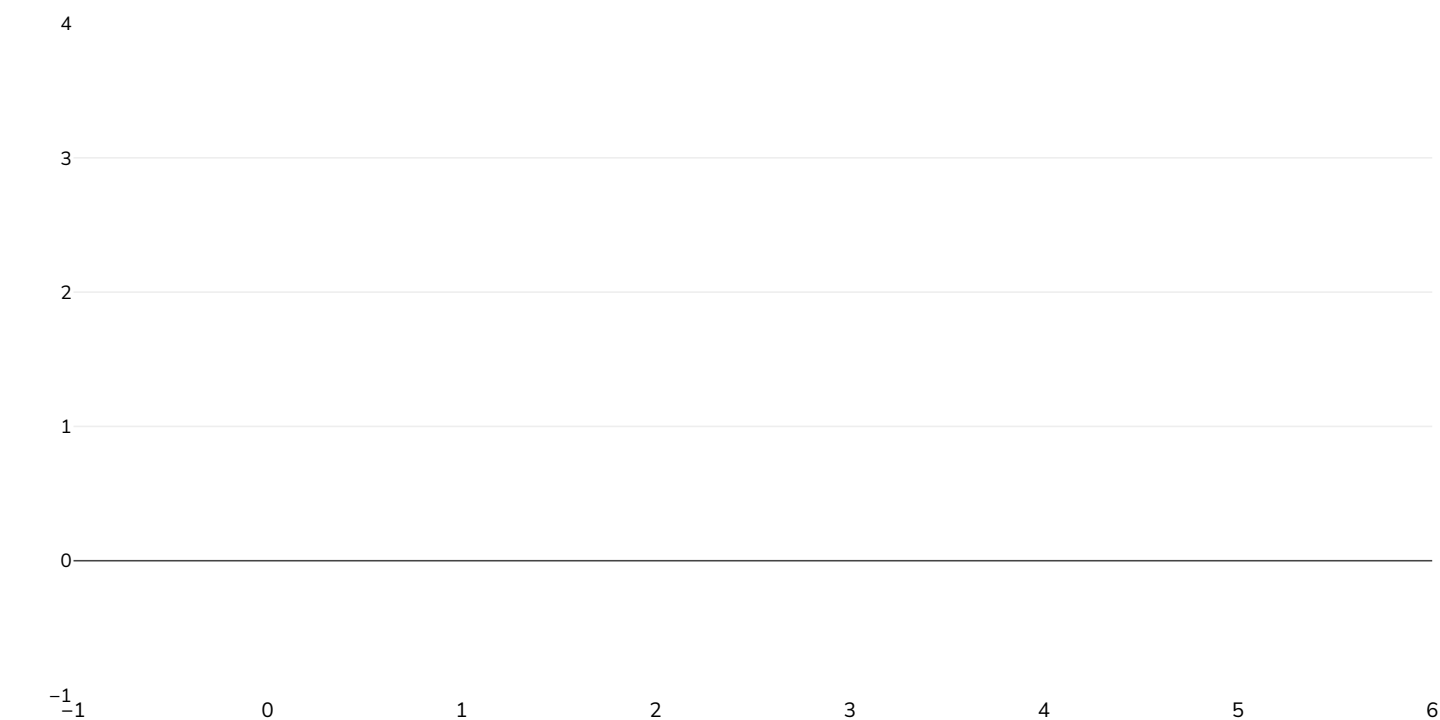
Area covered: National

References: Ferlay J, Ervik M, Lam F, Laversanne M, Colombet M, Mery L, Piñeros M, Znaor A, Soerjomataram I, Bray F (2024).Global Cancer Observatory: Cancer Today. Lyon, France: International Agency for Research on Cancer. Available from: <https://gco.iarc.who.int/today>, accessed [16.07.24]

Definitions: Incidence per 100,000

Unless otherwise noted, overweight refers to a BMI between 25kg and 29.9kg/m<sup>2</sup>, obesity refers to a BMI greater than 30kg/m<sup>2</sup>.

## Women, 2022



Age: 20+

Area covered: National

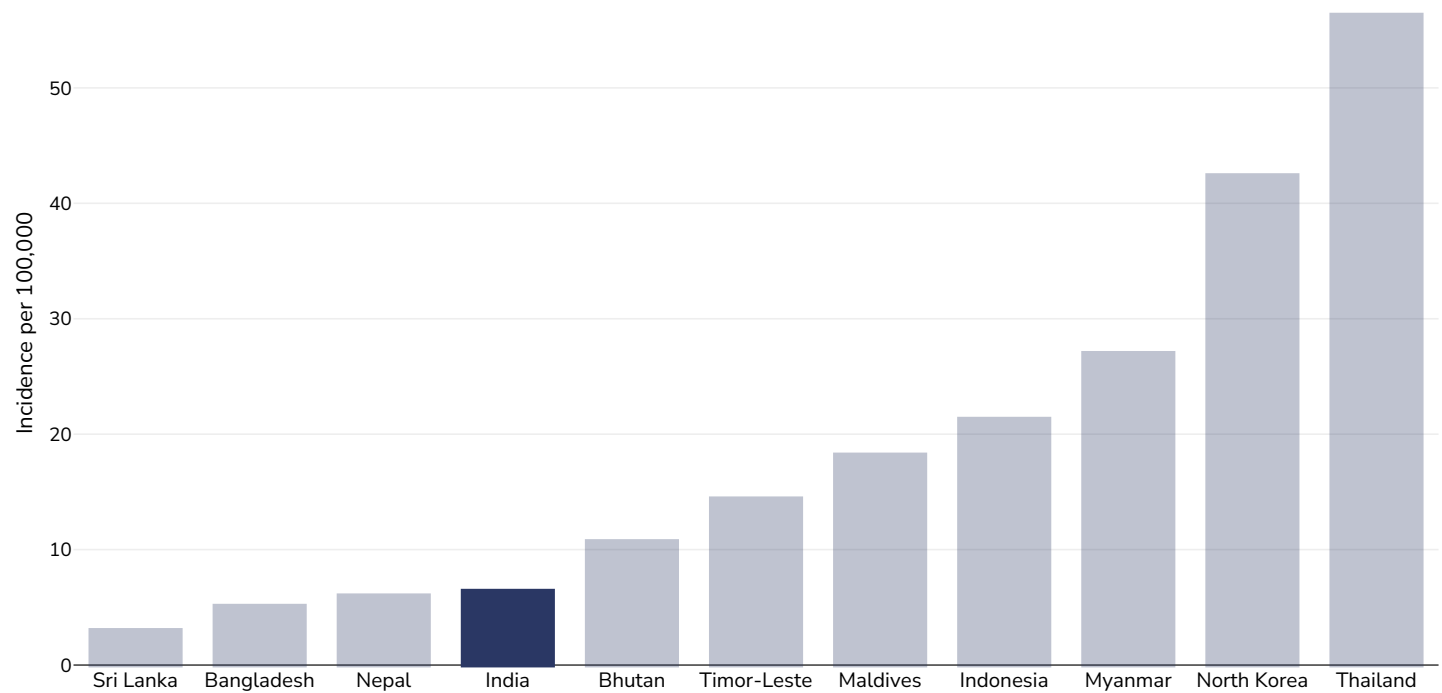
References: Ferlay J, Ervik M, Lam F, Laversanne M, Colombet M, Mery L, Piñeros M, Znaor A, Soerjomataram I, Bray F (2024). Global Cancer Observatory: Cancer Today. Lyon, France: International Agency for Research on Cancer. Available from: <https://gco.iarc.who.int/today>, accessed [16.07.24]

Definitions: Incidence per 100,000

*Unless otherwise noted, overweight refers to a BMI between 25kg and 29.9kg/m<sup>2</sup>, obesity refers to a BMI greater than 30kg/m<sup>2</sup>.*

## Liver and intrahepatic bile duct Cancer

Men, 2022



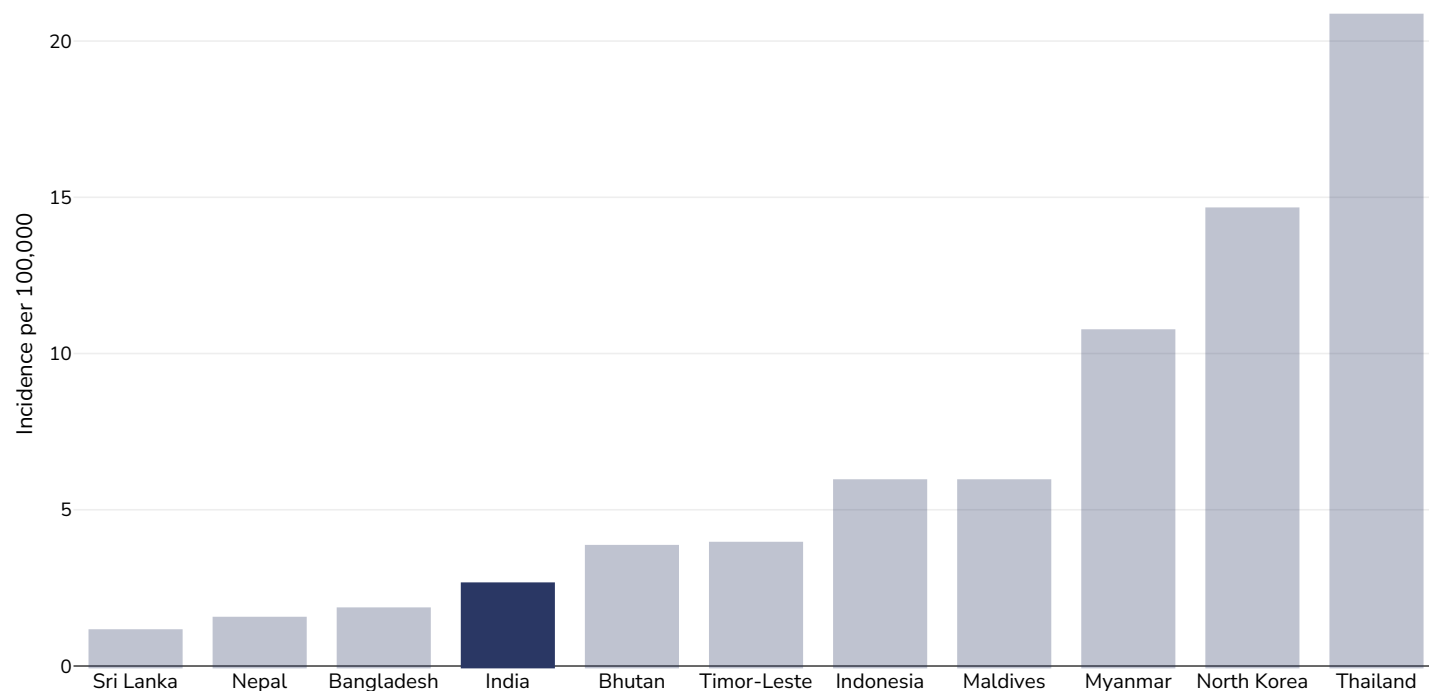
Age: 20+

Area covered: National

References: Ferlay J, Ervik M, Lam F, Laversanne M, Colombet M, Mery L, Piñeros M, Znaor A, Soerjomataram I, Bray F (2024). Global Cancer Observatory: Cancer Today. Lyon, France: International Agency for Research on Cancer. Available from: <https://gco.iarc.who.int/today>, accessed [16.07.24]

Definitions: Incidence per 100,000

## Women, 2022



Age: 20+

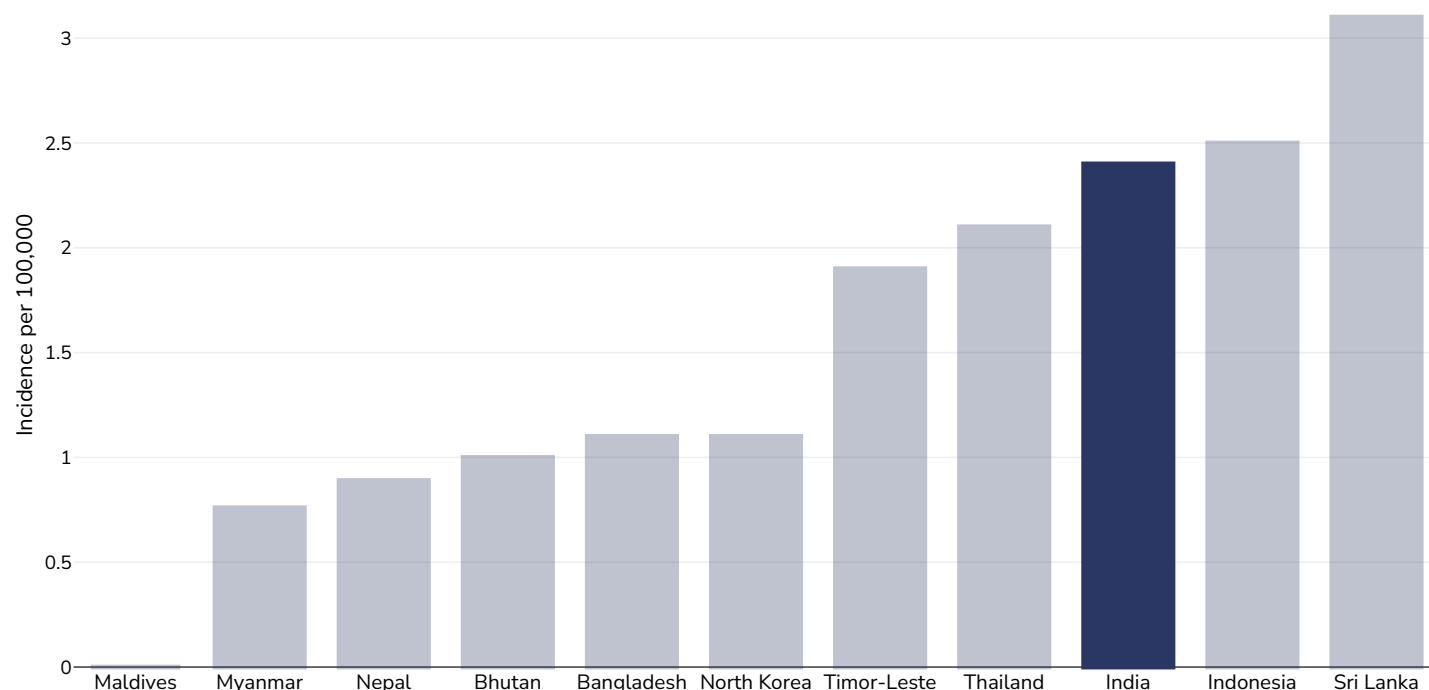
Area covered: National

References: Ferlay J, Ervik M, Lam F, Laversanne M, Colombet M, Mery L, Piñeros M, Znaor A, Soerjomataram I, Bray F (2024). Global Cancer Observatory: Cancer Today. Lyon, France: International Agency for Research on Cancer. Available from: <https://gco.iarc.who.int/today>, accessed [16.07.24]

Definitions: Incidence per 100,000

## Multiple Myeloma

### Men, 2022



Age: 20+

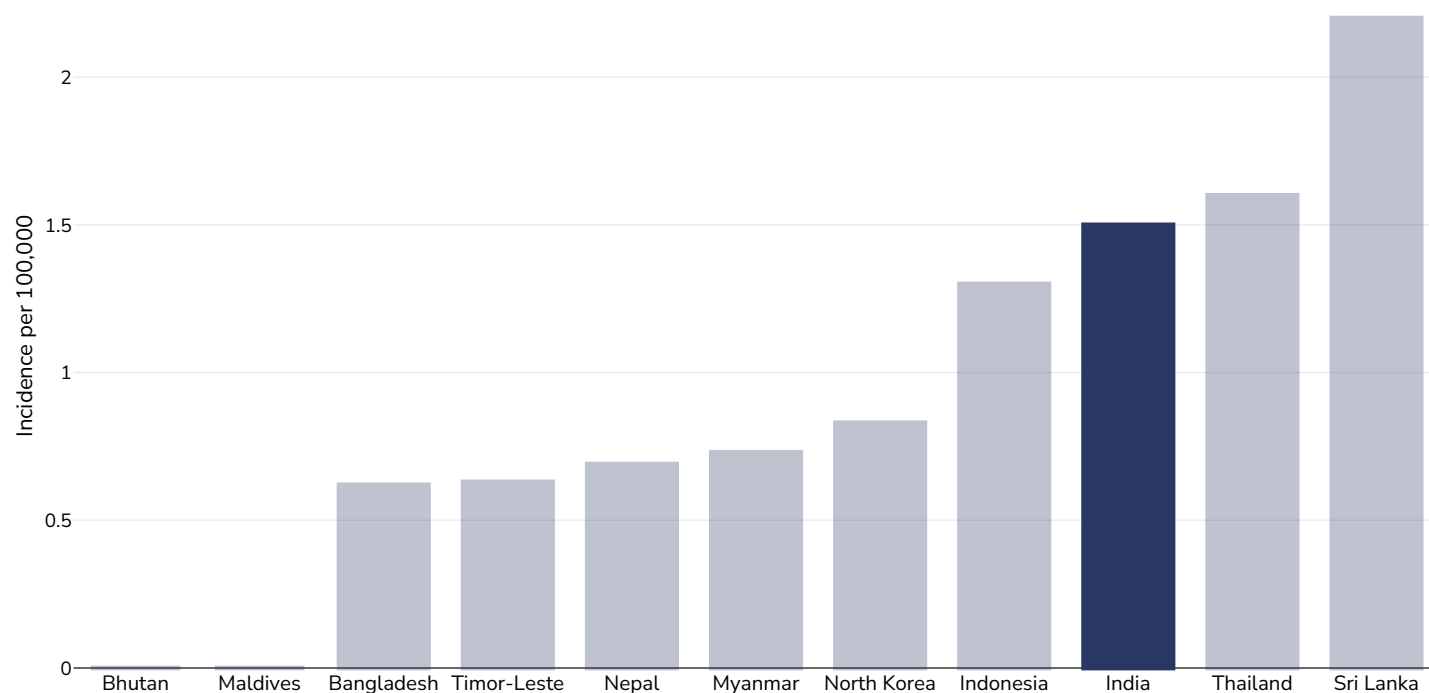
Area covered: National

References: Ferlay J, Ervik M, Lam F, Laversanne M, Colombet M, Mery L, Piñeros M, Znaor A, Soerjomataram I, Bray F (2024). Global Cancer Observatory: Cancer Today. Lyon, France: International Agency for Research on Cancer. Available from: <https://gco.iarc.who.int/today>, accessed [16.07.24]

Definitions: Incidence per 100,000

Unless otherwise noted, overweight refers to a BMI between 25kg and 29.9kg/m<sup>2</sup>, obesity refers to a BMI greater than 30kg/m<sup>2</sup>.

## Women, 2022



Age: 20+

Area covered: National

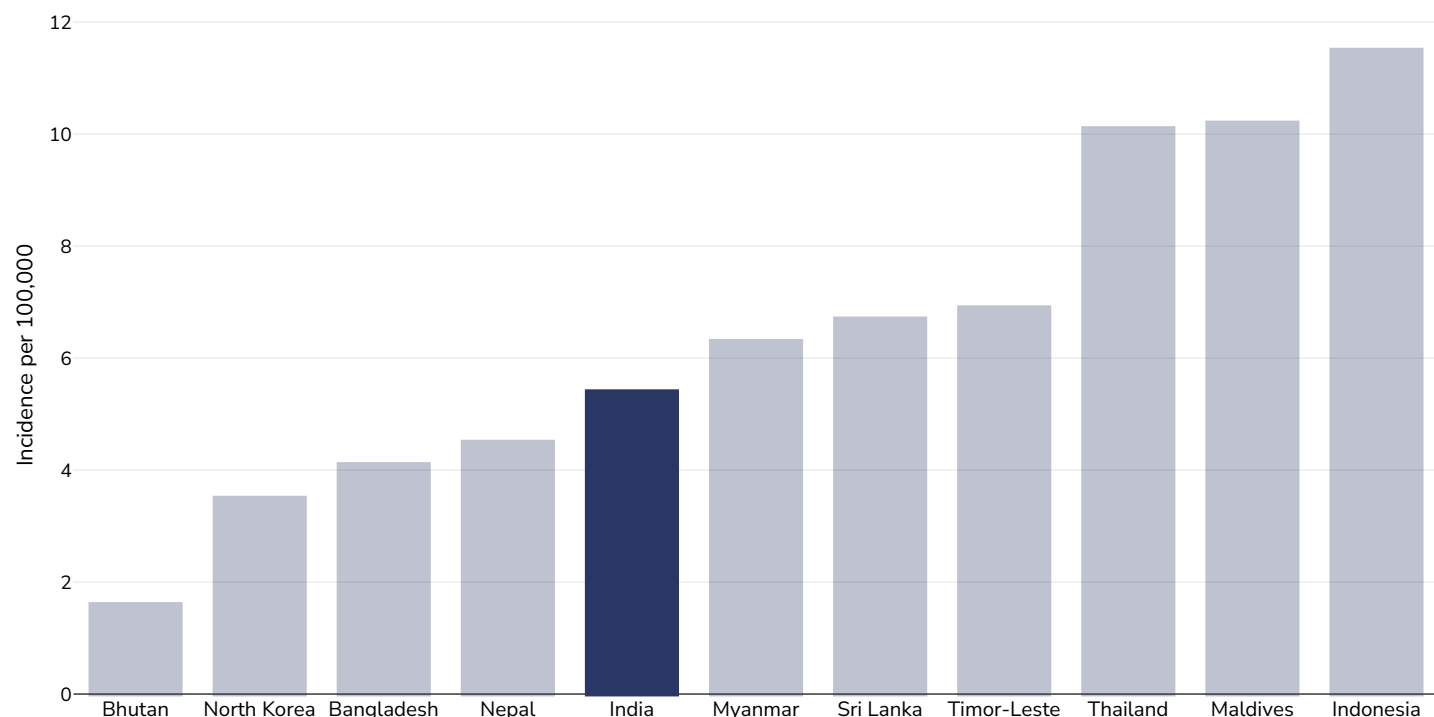
References: Ferlay J, Ervik M, Lam F, Laversanne M, Colombet M, Mery L, Piñeros M, Znaor A, Soerjomataram I, Bray F (2024). Global Cancer Observatory: Cancer Today. Lyon, France: International Agency for Research on Cancer. Available from: <https://gco.iarc.who.int/today>, accessed [16.07.24]

Definitions: Incidence per 100,000

Unless otherwise noted, overweight refers to a BMI between 25kg and 29.9kg/m<sup>2</sup>, obesity refers to a BMI greater than 30kg/m<sup>2</sup>.

## Non Hodgkin Lymphoma

### Men, 2022



Age: 20+

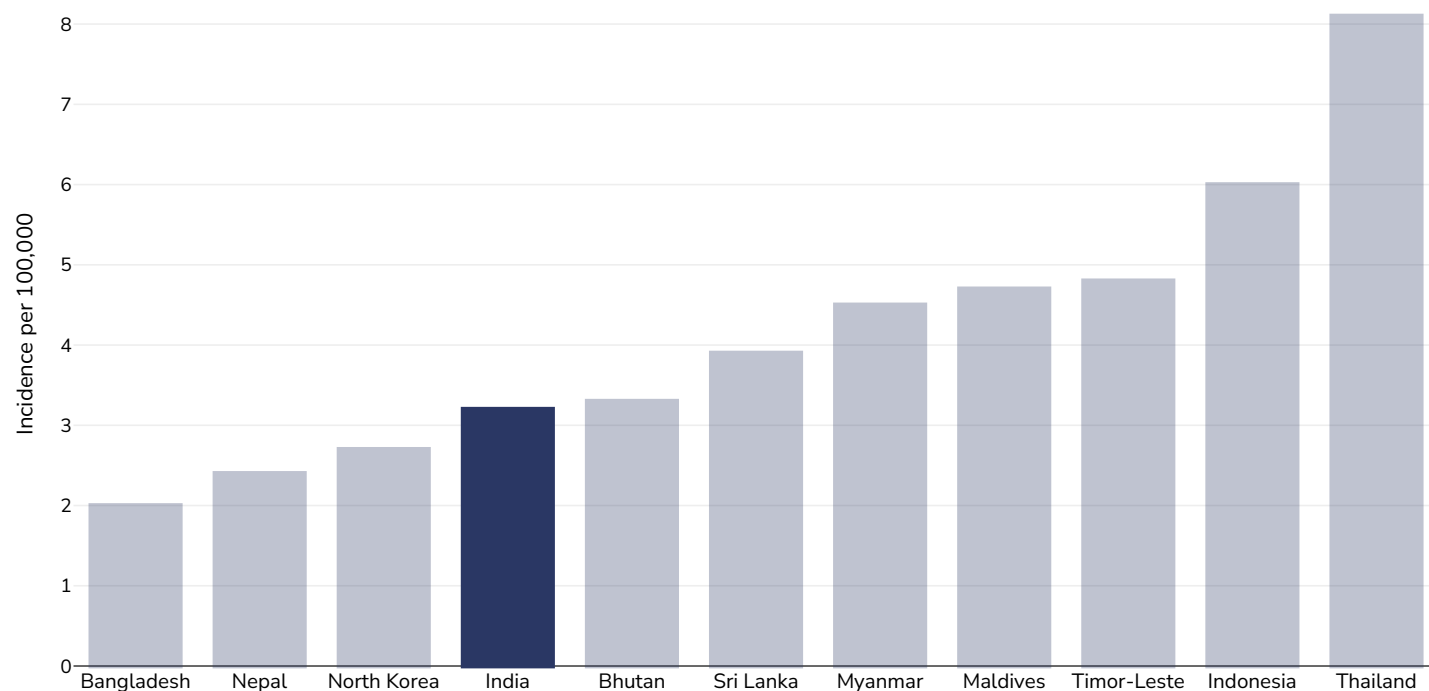
Area covered: National

References: Ferlay J, Ervik M, Lam F, Laversanne M, Colombet M, Mery L, Piñeros M, Znaor A, Soerjomataram I, Bray F (2024). Global Cancer Observatory: Cancer Today. Lyon, France: International Agency for Research on Cancer. Available from: <https://gco.iarc.who.int/today>, accessed [16.07.24]

Definitions: Incidence per 100,000

*Unless otherwise noted, overweight refers to a BMI between 25kg and 29.9kg/m<sup>2</sup>, obesity refers to a BMI greater than 30kg/m<sup>2</sup>.*

## Women, 2022



Age: 20+

Area covered: National

References: Ferlay J, Ervik M, Lam F, Laversanne M, Colombet M, Mery L, Piñeros M, Znaor A, Soerjomataram I, Bray F (2024). Global Cancer Observatory: Cancer Today. Lyon, France: International Agency for Research on Cancer. Available from: <https://gco.iarc.who.int/today>, accessed [16.07.24]

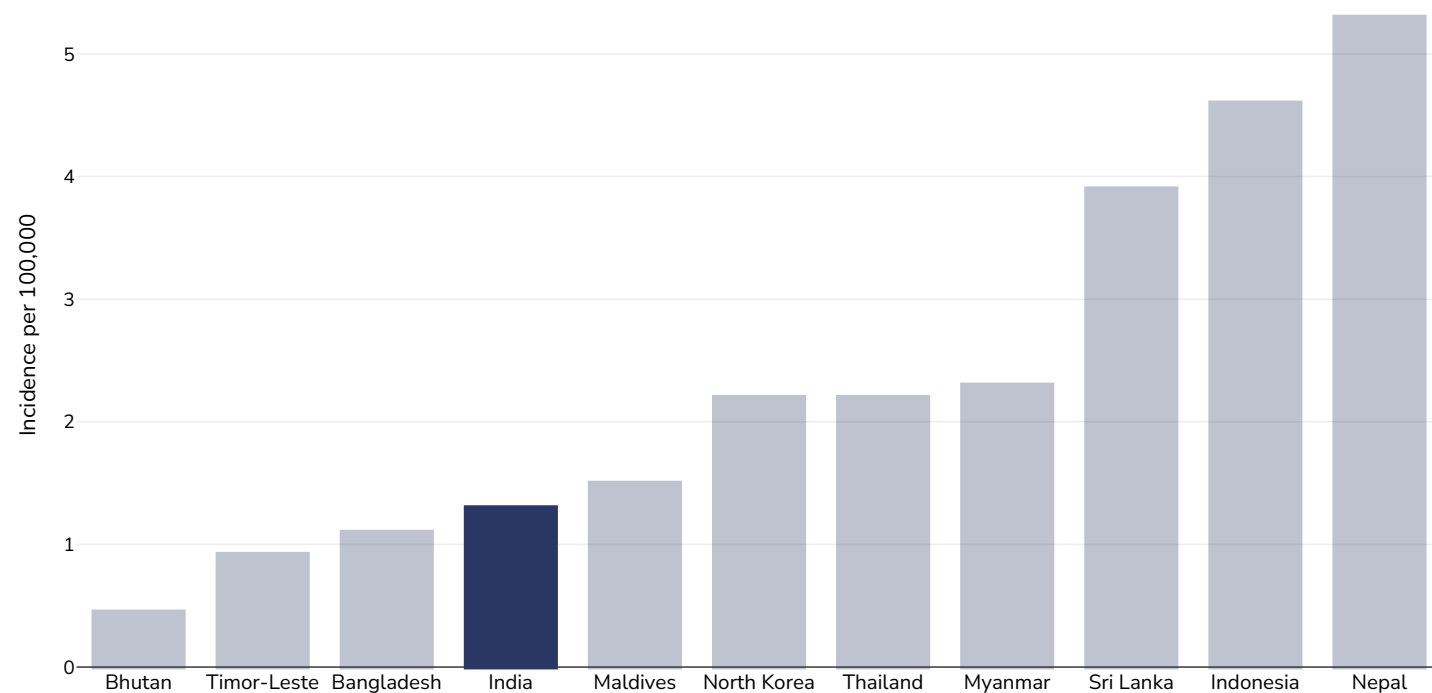
Definitions: Incidence per 100,000

*Unless otherwise noted, overweight refers to a BMI between 25kg and 29.9kg/m<sup>2</sup>, obesity refers to a BMI greater than 30kg/m<sup>2</sup>.*



# Thyroid Cancer

## Men, 2022



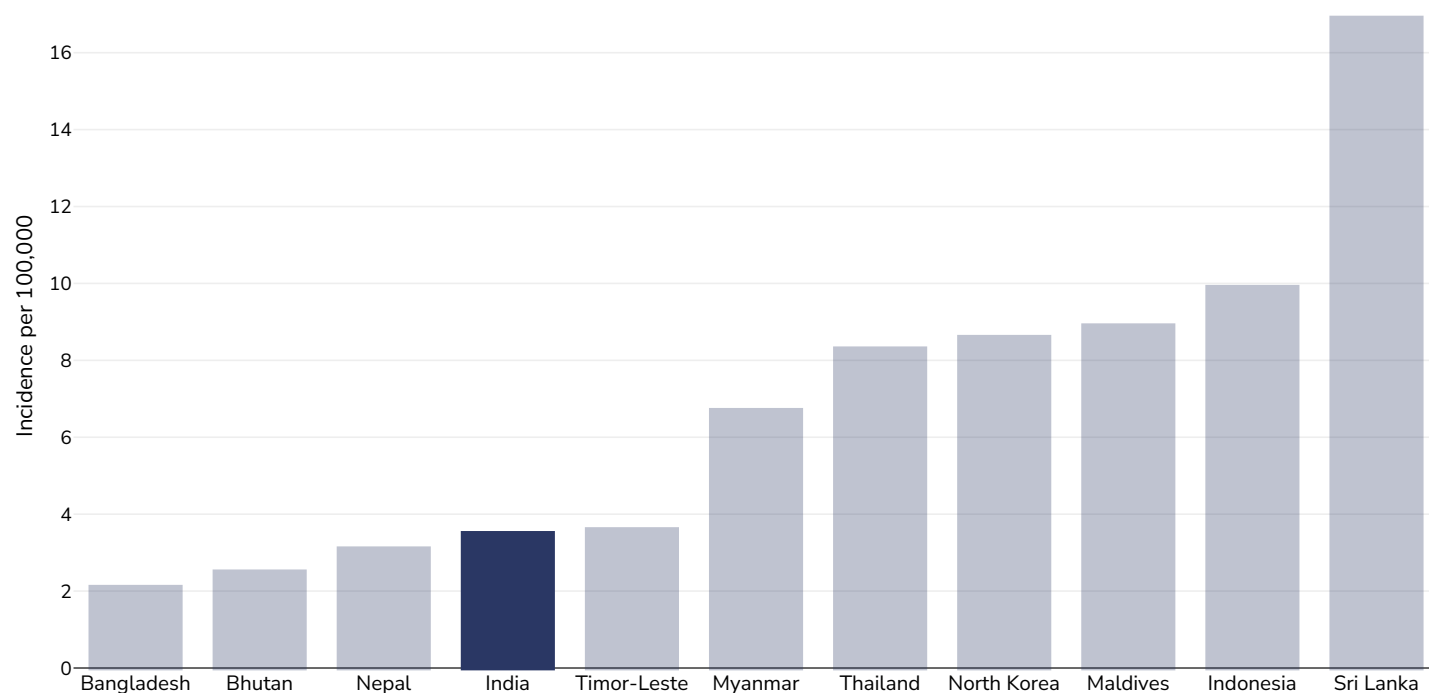
Age: 20+

Area covered: National

References: Ferlay J, Ervik M, Lam F, Laversanne M, Colombet M, Mery L, Piñeros M, Znaor A, Soerjomataram I, Bray F (2024). Global Cancer Observatory: Cancer Today. Lyon, France: International Agency for Research on Cancer. Available from: <https://gco.iarc.who.int/today>, accessed [16.07.24]

Definitions: Incidence per 100,000

## Women, 2022



**Age:** 20+

**Area covered:** National

**References:** Ferlay J, Ervik M, Lam F, Laversanne M, Colombet M, Mery L, Piñeros M, Znaor A, Soerjomataram I, Bray F (2024). Global Cancer Observatory: Cancer Today. Lyon, France: International Agency for Research on Cancer. Available from: <https://gco.iarc.who.int/today>, accessed [16.07.24]

**Definitions:** Incidence per 100,000

PDF created on June 17, 2025