



Hong Kong



Country report card - children

This report card contains the latest data available on the Global Obesity Observatory on overweight and obesity for children, including adolescents (aged 5 to 18 years). Where available, data on common and relevant obesity drivers and comorbidities are also presented.

View the latest version of this report on the Global Obesity Observatory at <https://data.worldobesity.org/country/hong-kong-92/>.

Contents	Page
Obesity prevalence	3
Overweight/obesity by education	4
Overweight/obesity by age	5
Overweight/obesity by socio-economic group	6

National obesity risk * **7/10** This is a composite "obesity risk" score (out of 10, the highest risk) based on obesity prevalence, rate of increase, likelihood of meeting the 2025 target, treatment indicator and childhood stunting levels.

* Based on estimated data. For more information see Publications

Obesity prevalence

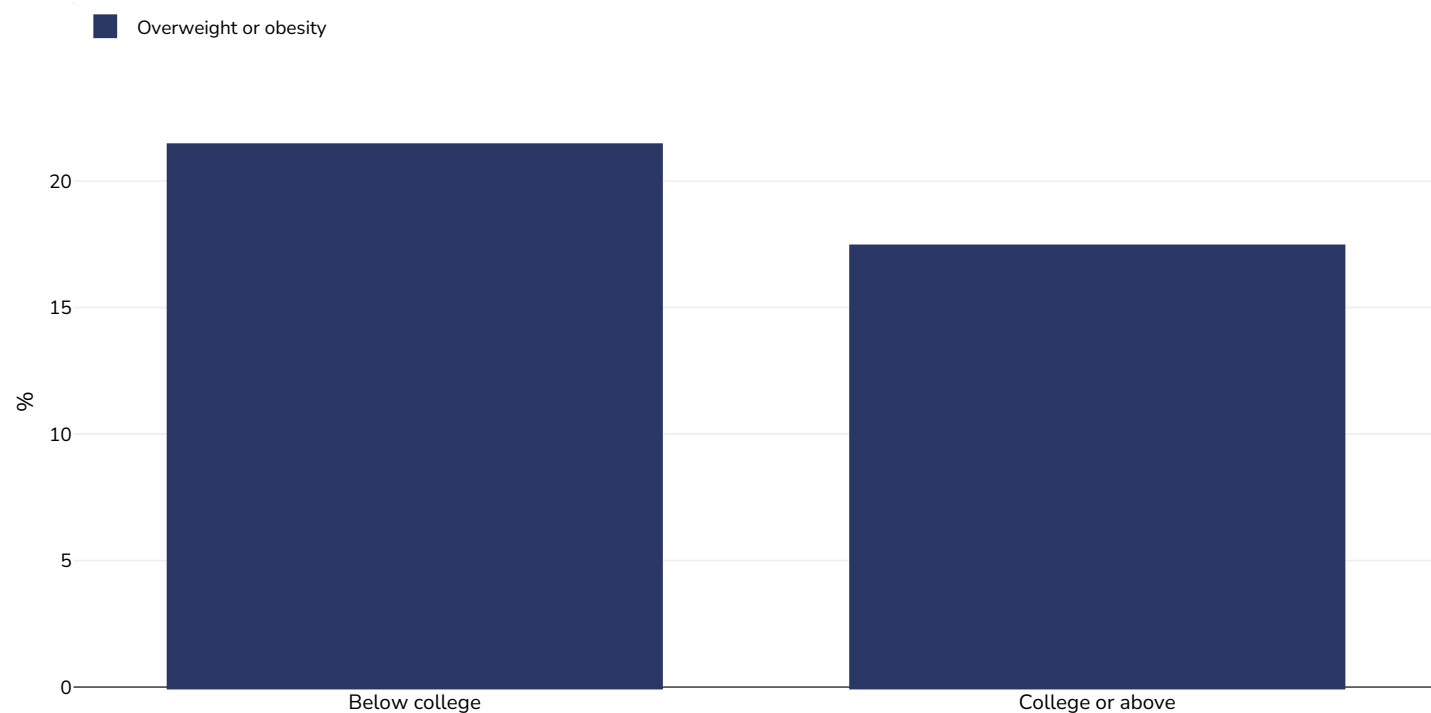
Children, 2015



Survey type:	Self-reported
Age:	9-12
Sample size:	894
Area covered:	Regional - 2 regions and 5 schools
References:	Wang, Jing Jing, et al. "Prevalence of Overweight in Hong Kong Chinese Children: Its Associations with Family, Early-Life Development and Behaviors-Related Factors." <i>Journal of Exercise Science & Fitness</i> , vol. 15, no. 2, Dec. 2017, pp. 89-95, www.sciencedirect.com/science/article/pii/S1728869X17301478 , 10.1016/j.jesf.2017.10.001. Accessed 01.11.21.
Cutoffs:	IOTF

Overweight/obesity by education

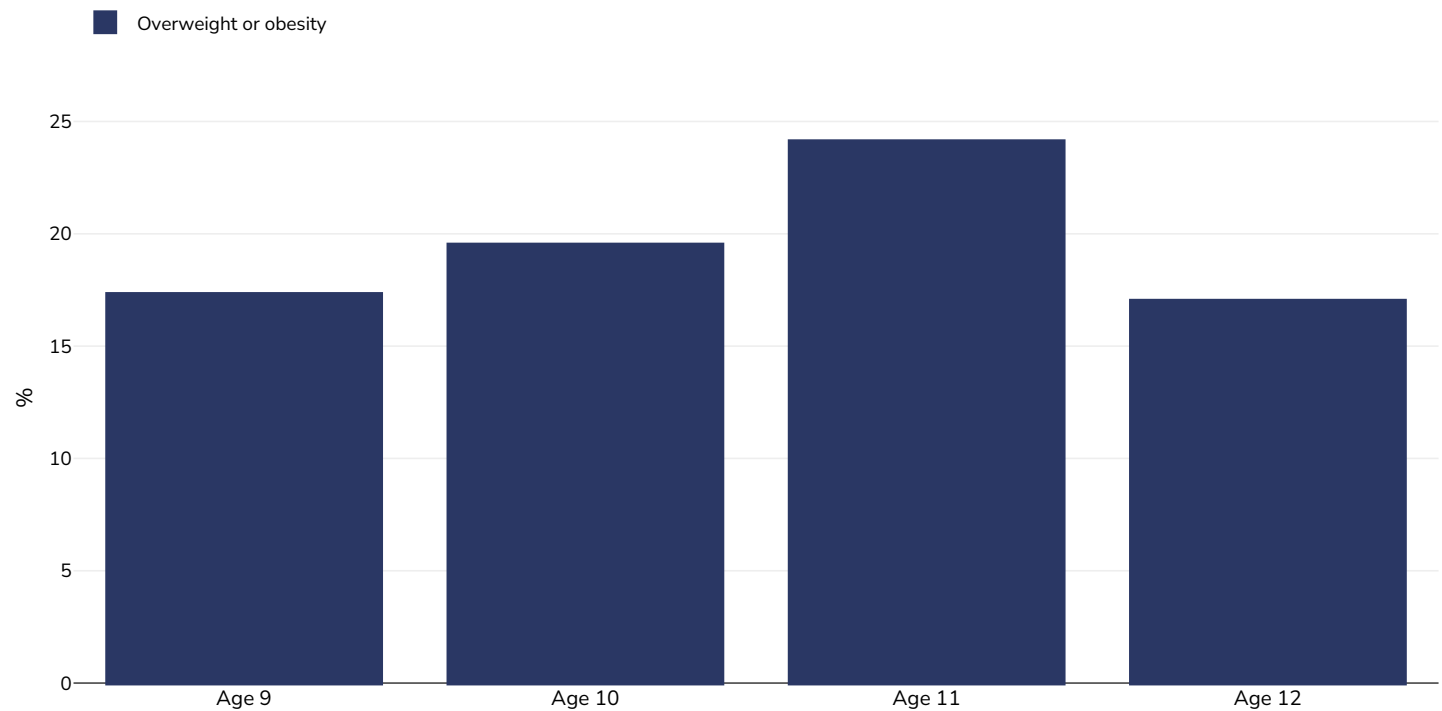
Children, 2015



Survey type:	Self-reported
Age:	9-12
Sample size:	894
Area covered:	Regional - 2 regions and 5 schools
References:	Wang, Jing Jing, et al. "Prevalence of Overweight in Hong Kong Chinese Children: Its Associations with Family, Early-Life Development and Behaviors-Related Factors." <i>Journal of Exercise Science & Fitness</i> , vol. 15, no. 2, Dec. 2017, pp. 89-95, www.sciencedirect.com/science/article/pii/S1728869X17301478 , 10.1016/j.jesf.2017.10.001. Accessed 01.11.21.
Definitions:	Paternal highest education attained
Cutoffs:	IOTF

Overweight/obesity by age

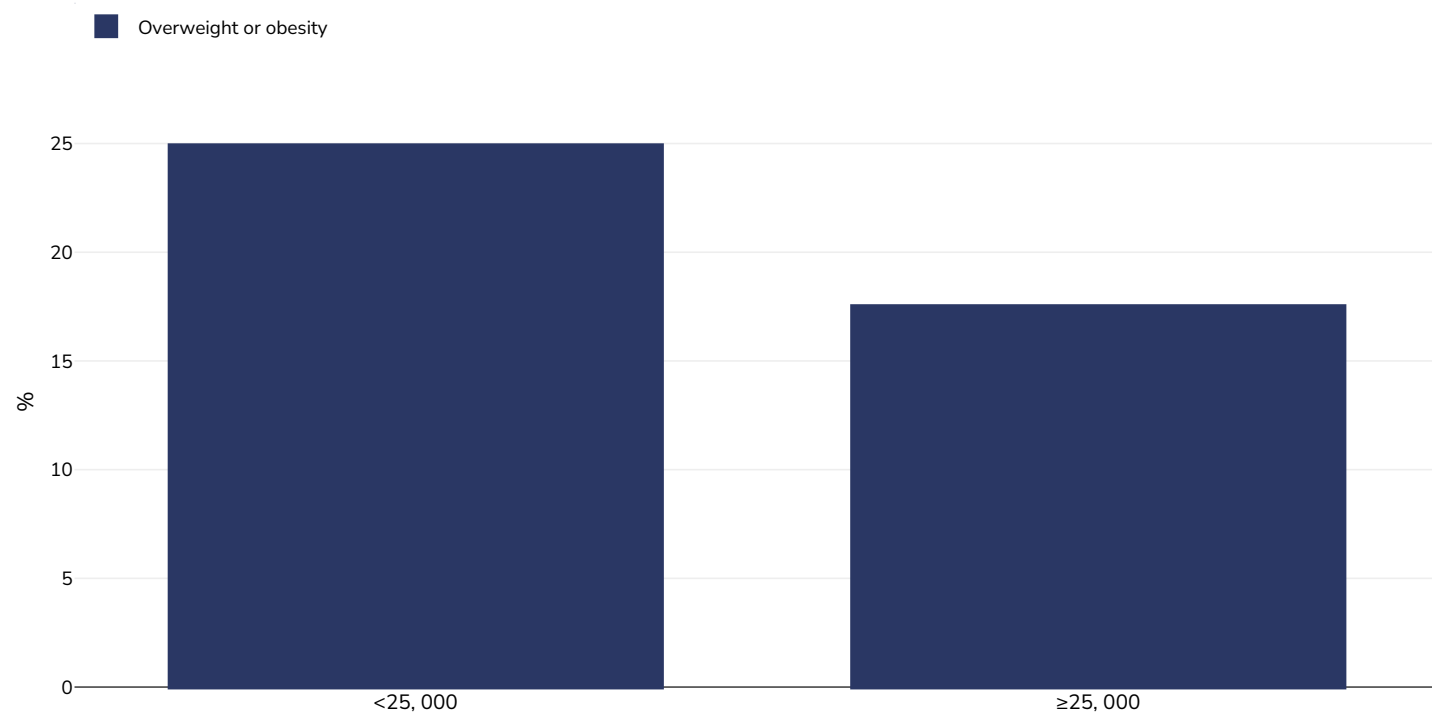
Children, 2015



Survey type:	Self-reported
Sample size:	894
Area covered:	Regional - 2 regions and 5 schools
References:	Wang, Jing Jing, et al. "Prevalence of Overweight in Hong Kong Chinese Children: Its Associations with Family, Early-Life Development and Behaviors-Related Factors." <i>Journal of Exercise Science & Fitness</i> , vol. 15, no. 2, Dec. 2017, pp. 89-95, www.sciencedirect.com/science/article/pii/S1728869X17301478 , 10.1016/j.jesf.2017.10.001. Accessed 01.11.21.
Cutoffs:	IOTF

Overweight/obesity by socio-economic group

Children, 2015



Survey type:	Self-reported
Age:	9-12
Sample size:	894
Area covered:	Regional - 2 regions and 5 schools
References:	Wang, Jing Jing, et al. "Prevalence of Overweight in Hong Kong Chinese Children: Its Associations with Family, Early-Life Development and Behaviors-Related Factors." <i>Journal of Exercise Science & Fitness</i> , vol. 15, no. 2, Dec. 2017, pp. 89-95, www.sciencedirect.com/science/article/pii/S1728869X17301478 , 10.1016/j.jesf.2017.10.001. Accessed 01.11.21.
Definitions:	Monthly household income (HKD)
Cutoffs:	IOTF

PDF created on January 22, 2026