

Report card


Honduras



Contents	Page
Obesity prevalence	2
Trend: % Adults living with obesity, 1996-2012	4
Trend: % Adults living with obesity, 1996-2012	7
Overweight/obesity by education	10
Overweight/obesity by region	11
Overweight/obesity by socio-economic group	12
Insufficient physical activity	13
Average daily frequency of carbonated soft drink consumption	16
Estimated per capita fruit intake	17
Prevalence of less than daily fruit consumption	18
Prevalence of less than daily vegetable consumption	19
Average weekly frequency of fast food consumption	20
Estimated per-capita processed meat intake	21
Estimated per capita whole grains intake	22
Mental health - depression disorders	23
Mental health - anxiety disorders	24
% Infants exclusively breastfed 0-5 months	25
Oesophageal cancer	26
Breast cancer	28
Colorectal cancer	29
Pancreatic cancer	31
Gallbladder cancer	33
Kidney cancer	35
Cancer of the uterus	37
Raised blood pressure	38
Raised cholesterol	41
Raised fasting blood glucose	44
Diabetes prevalence	46
Contextual factors	47

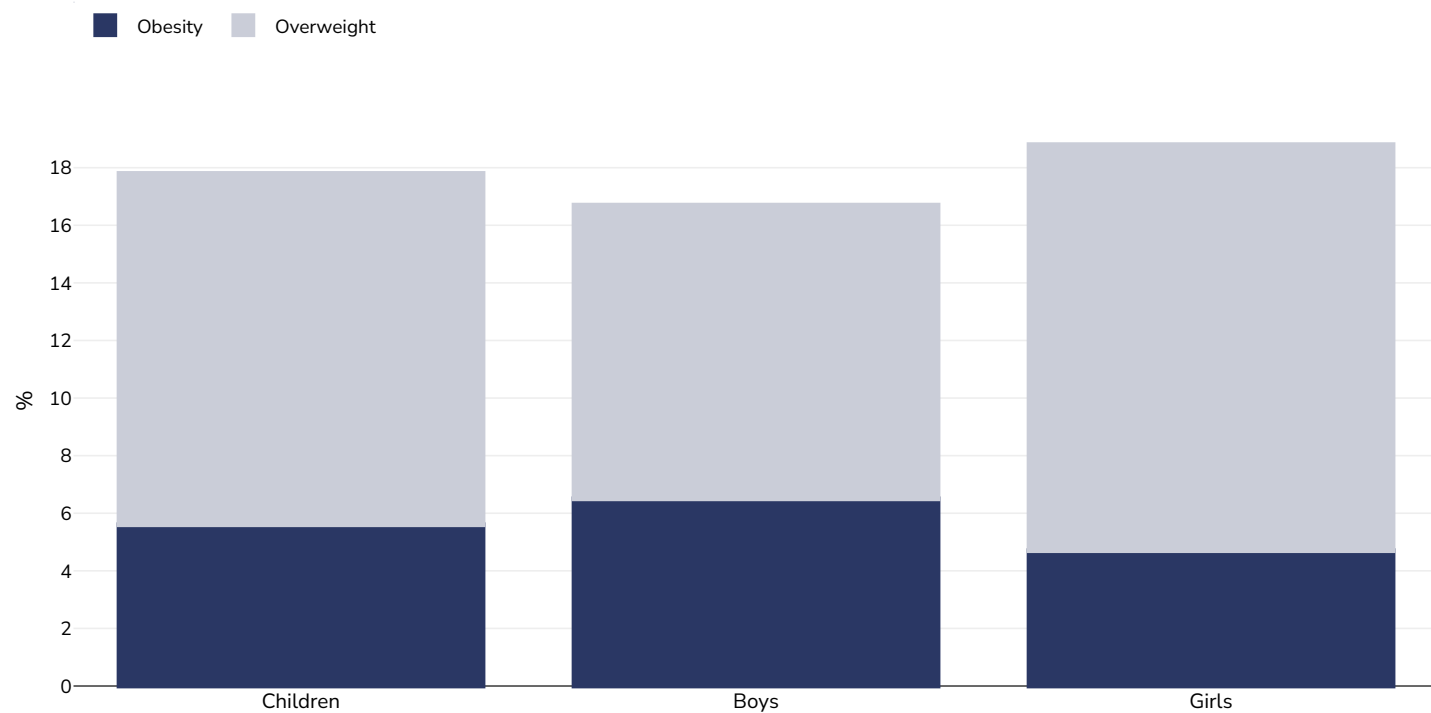
Obesity prevalence

Women, 2011-2012




Survey type:	Measured
Age:	15-49
Sample size:	20803
Area covered:	National
References:	Secretaría de Salud - SS/Honduras, Instituto Nacional de Estadística - INE/Honduras and ICF International. 2013. Encuesta Nacional de Salud y Demografía 2011-2012. Tegucigalpa, Honduras: SS, INE and ICF.
Notes:	Demographic Health Survey data includes ever married women aged 15-49 years only and may include males aged 15-59. <i>Unless otherwise noted, overweight refers to a BMI between 25kg and 29.9kg/m², obesity refers to a BMI greater than 30kg/m².</i>

Children, 2012



Survey type:	Self-reported
Age:	13-15
Sample size:	1779
Area covered:	National
References:	Global School-based Student Health Survey (GSHS), available at https://www.who.int/ncds/surveillance/gshs/Honduras_2012_GSHS_FS.pdf?ua=1 (last accessed 25.11.20)
Cutoffs:	WHO

% Adults living with obesity, 1996-2012



Survey
type:

Measured

References: 1996: Montorell R, Khan LK, Hughes ML and Grummer Strawn Im. (2000). Obesity in women from developing countries. EJCN 54: 247 - 252.
2005: Secretaría de Salud - SS/Honduras, Instituto Nacional de Estadística - INE/Honduras and Macro International. 2006. Encuesta Nacional de Salud y Demografía 2005-2006. Tegucigalpa, Honduras: SS, INE and Macro International.
2011: Secretaría de Salud - SS/Honduras, Instituto Nacional de Estadística - INE/Honduras and ICF International. 2013. Encuesta Nacional de Salud y Demografía 2011-2012. Tegucigalpa, Honduras: SS, INE and ICF.


Notes:

Adults aged 15-49

Unless otherwise noted, overweight refers to a BMI between 25kg and 29.9kg/m², obesity refers to a BMI greater than 30kg/m².

Different methodologies may have been used to collect this data and so data from different surveys may not be strictly comparable. Please check with original data sources for methodologies used.

% Adults living with obesity, 1996-2012



Survey
type:

Measured

References: 1996: Montorell R, Khan LK, Hughes ML and Grummer Strawn Im. (2000). Obesity in women from developing countries. EJCN 54: 247 - 252.
2005: Secretaría de Salud - SS/Honduras, Instituto Nacional de Estadística - INE/Honduras and Macro International. 2006. Encuesta Nacional de Salud y Demografía 2005-2006. Tegucigalpa, Honduras: SS, INE and Macro International.
2011: Secretaría de Salud - SS/Honduras, Instituto Nacional de Estadística - INE/Honduras and ICF International. 2013. Encuesta Nacional de Salud y Demografía 2011-2012. Tegucigalpa, Honduras: SS, INE and ICF.

Notes:

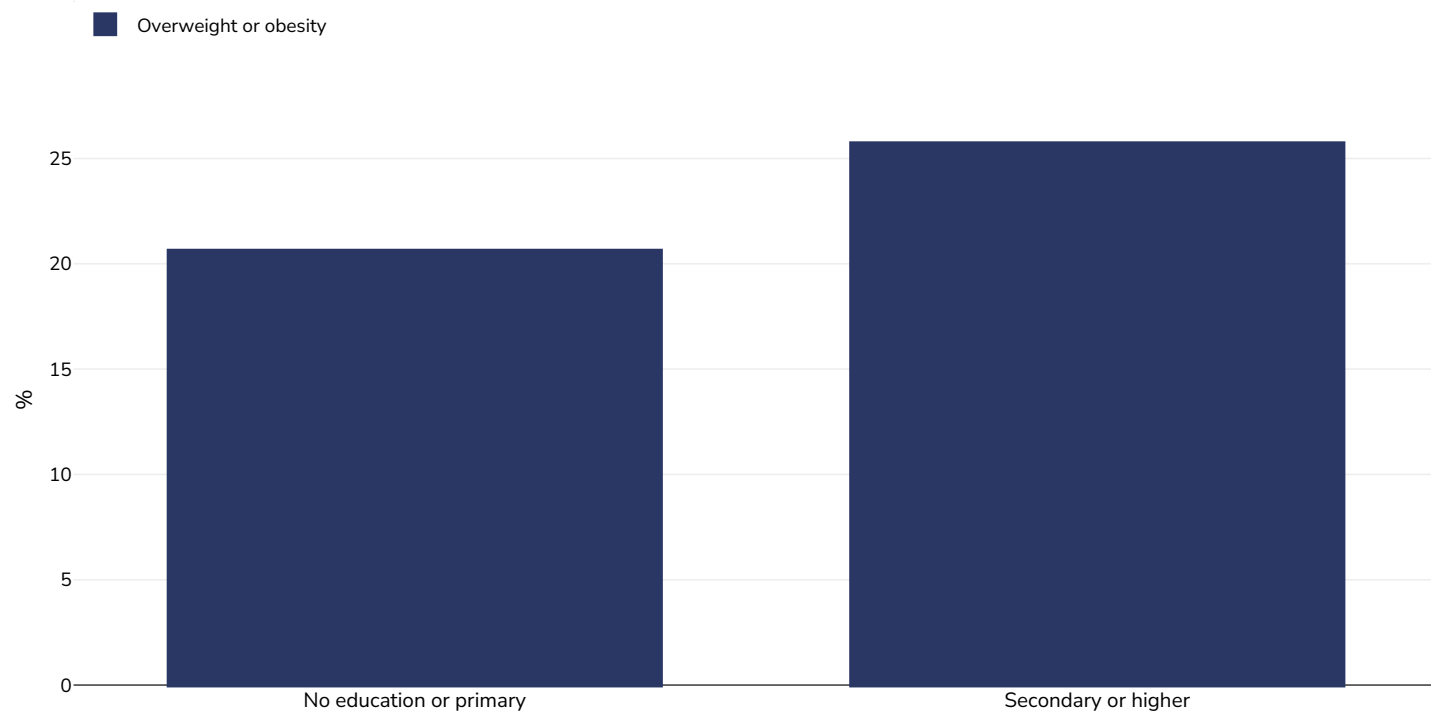
Adults aged 15-49

Unless otherwise noted, overweight refers to a BMI between 25kg and 29.9kg/m², obesity refers to a BMI greater than 30kg/m².

Different methodologies may have been used to collect this data and so data from different surveys may not be strictly comparable. Please check with original data sources for methodologies used.

Overweight/obesity by education

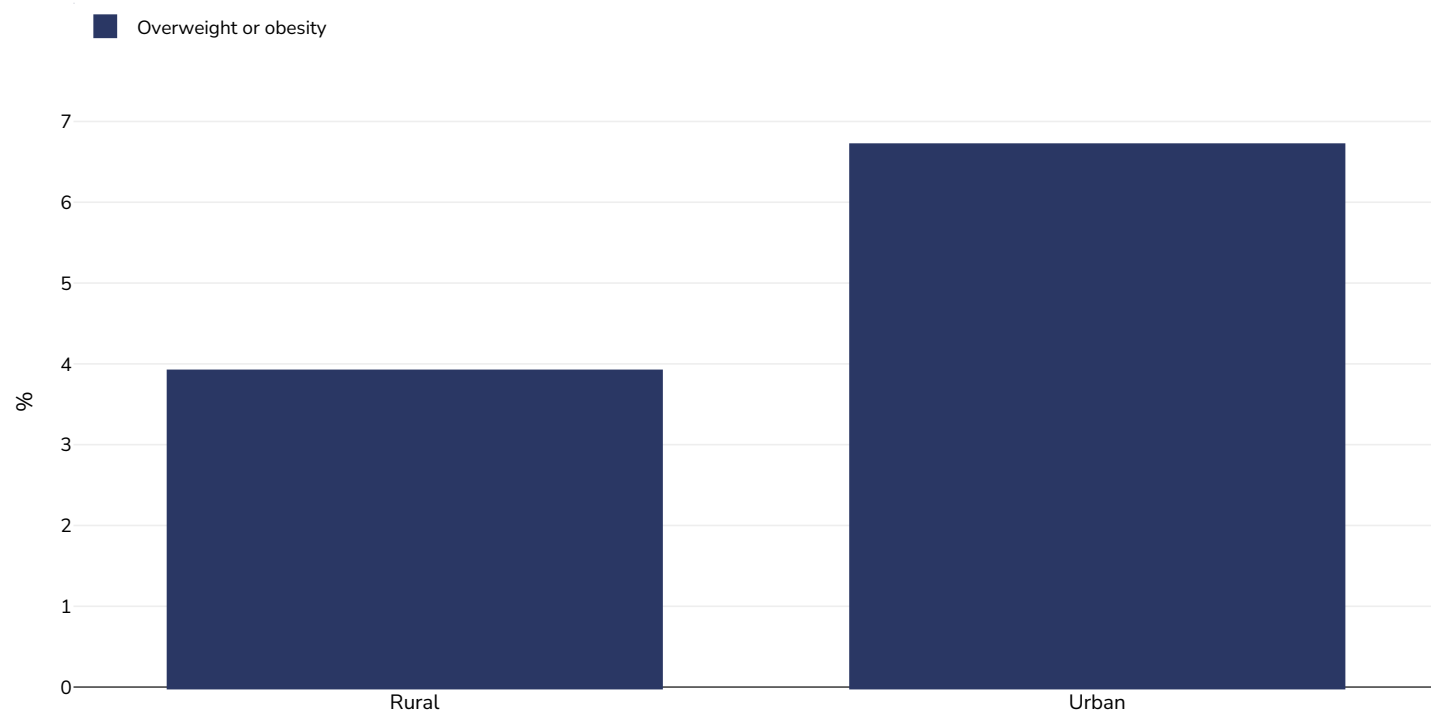
Girls, 2011-2012



Survey type:	Measured
Age:	15-19
Sample size:	3816
Area covered:	National
References:	Benedict, Rukundo K., Allison Schmale, and Sorrel Namaste. 2018. Adolescent Nutrition 2000-2017: DHS Data on Adolescents Age 15-19. DHS Comparative Report No. 47. Rockville, Maryland, USA: ICF. Cayemittes, Michel, Michelle Fatuma Busangu, Jean de Dieu Bizimana, Bernard Barrère, Blaise Sévère, Viviane Cayemittes and Emmanuel Charles. 2013. Enquête Mortalité, Morbidité et Utilisation des Services, Haïti, 2012. Calverton, Maryland, USA: Ministère de la Santé Publique et de la Population - MSPP/Haïti , l'Institut Haïtien de l'Enfance - IHE, and ICF International.a.l.
Definitions:	BMI for age: between +1 SD and +2 SD is overweight and greater than +2 SD is obesity
Cutoffs:	WHO 2007

Overweight/obesity by region

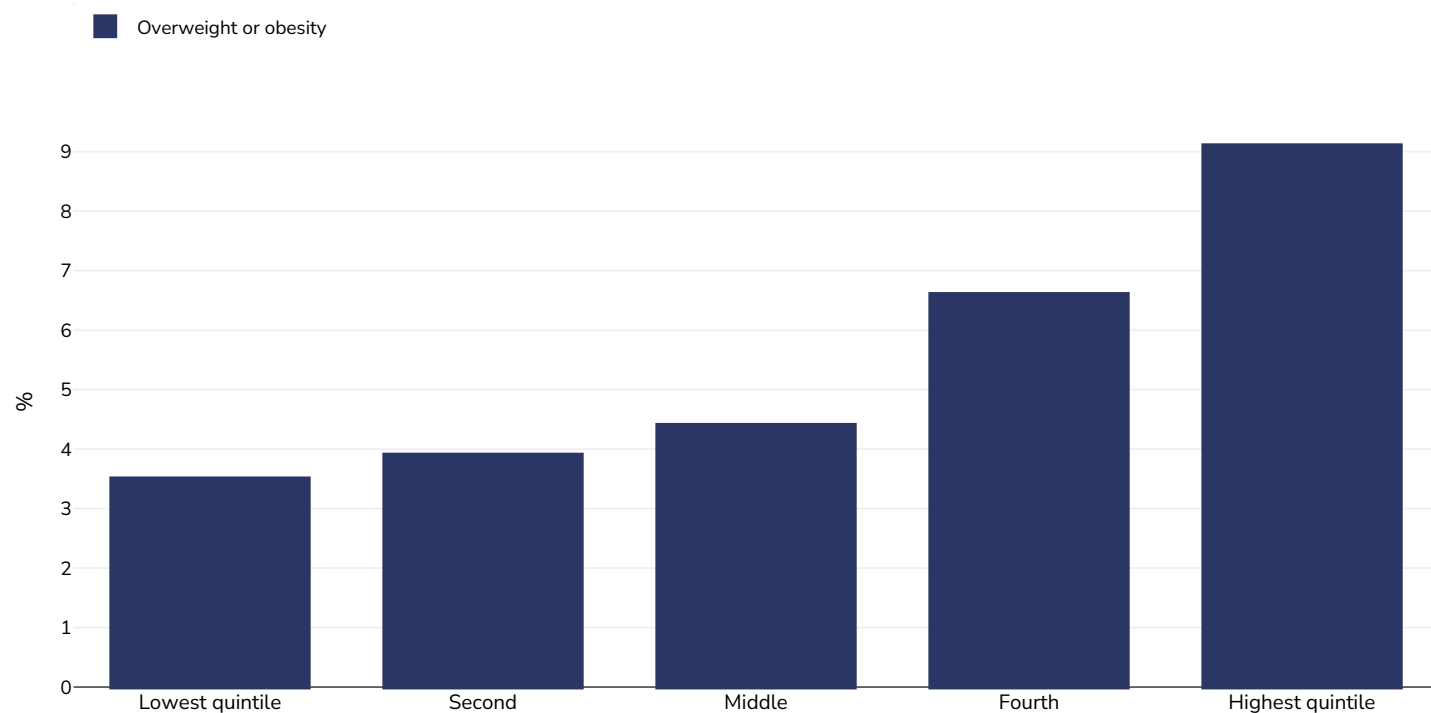
Children, 2011-2012



Survey type:	Measured
Sample size:	10167
Area covered:	National
References:	Secretaría de Salud - SS/Honduras, Instituto Nacional de Estadística - INE/Honduras and ICF International. 2013. Encuesta Nacional de Salud y Demografía 2011-2012. Tegucigalpa, Honduras: SS, INE and ICF International.
Notes:	Infants.
Definitions:	Overweight and obesity = Height for weight > 2SD
Cutoffs:	Other

Overweight/obesity by socio-economic group

Children, 2011-2012



Survey type: Measured

Sample size: 10167

Area covered: National

References: Secretaría de Salud - SS/Honduras, Instituto Nacional de Estadística - INE/Honduras and ICF International. 2013. Encuesta Nacional de Salud y Demografía 2011-2012. Tegucigalpa, Honduras: SS, INE and ICF International.. <https://dhsprogram.com/pubs/pdf/FR274/FR274.pdf> (22.06.21)

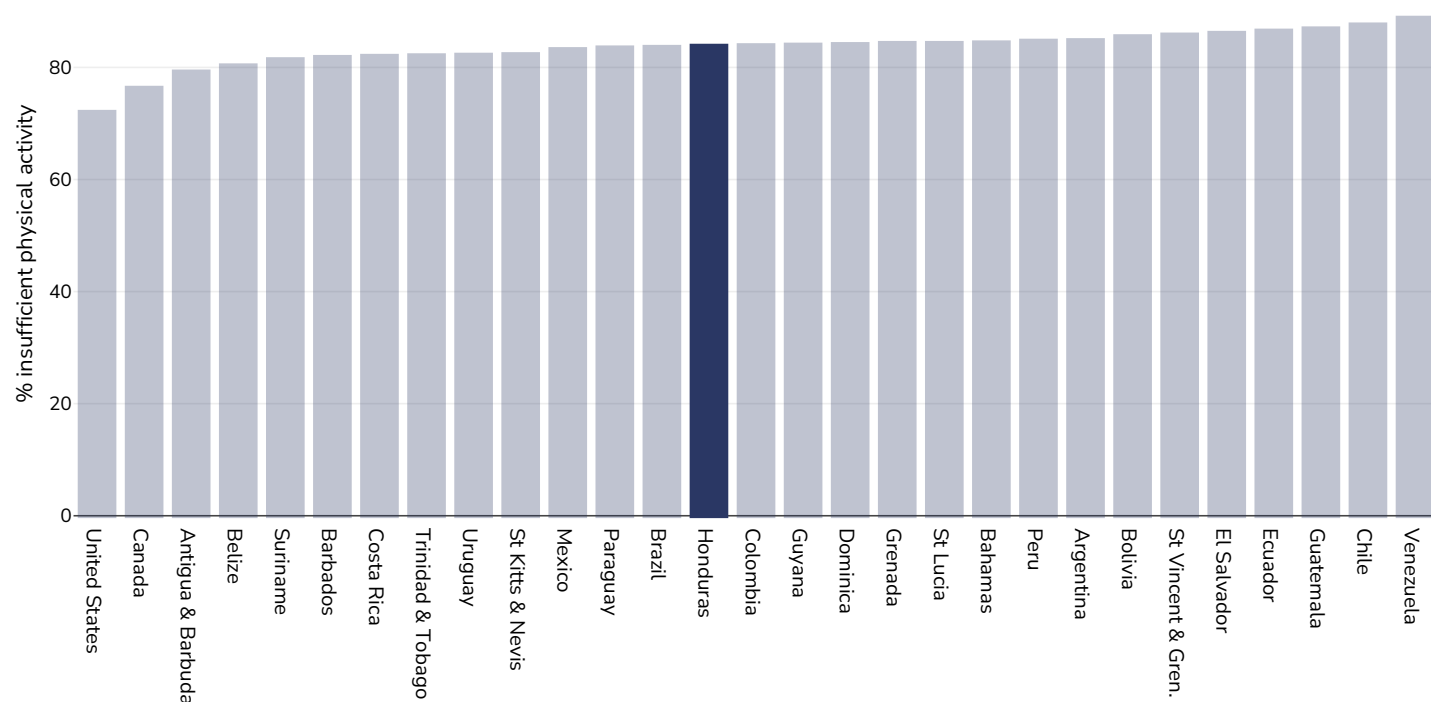
Notes: Infants

Definitions: Overweight and obesity = Height for weight > 2SD

Cutoffs: Other

Insufficient physical activity

Children, 2016



Survey type: Self-reported

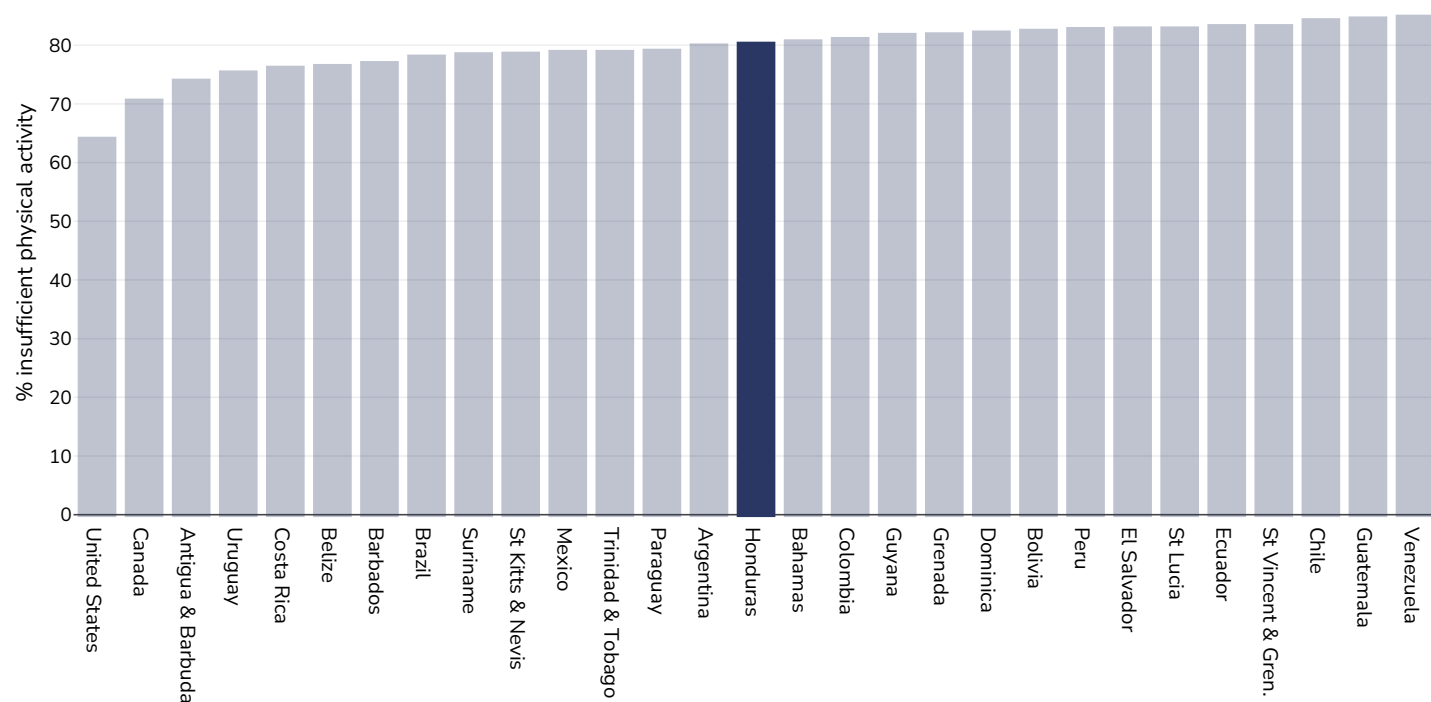
Age: 11-17

References: Global Health Observatory data repository, World Health Organisation, <https://apps.who.int/gho/data/node.main.A893ADO?lang=en> (last accessed 16.03.21)

Notes: % of school going adolescents not meeting WHO recommendations on Physical Activity for Health, i.e. doing less than 60 minutes of moderate- to vigorous-intensity physical activity daily.

Definitions: % Adolescents insufficiently active (age standardised estimate)

Boys, 2016



Survey type: Self-reported

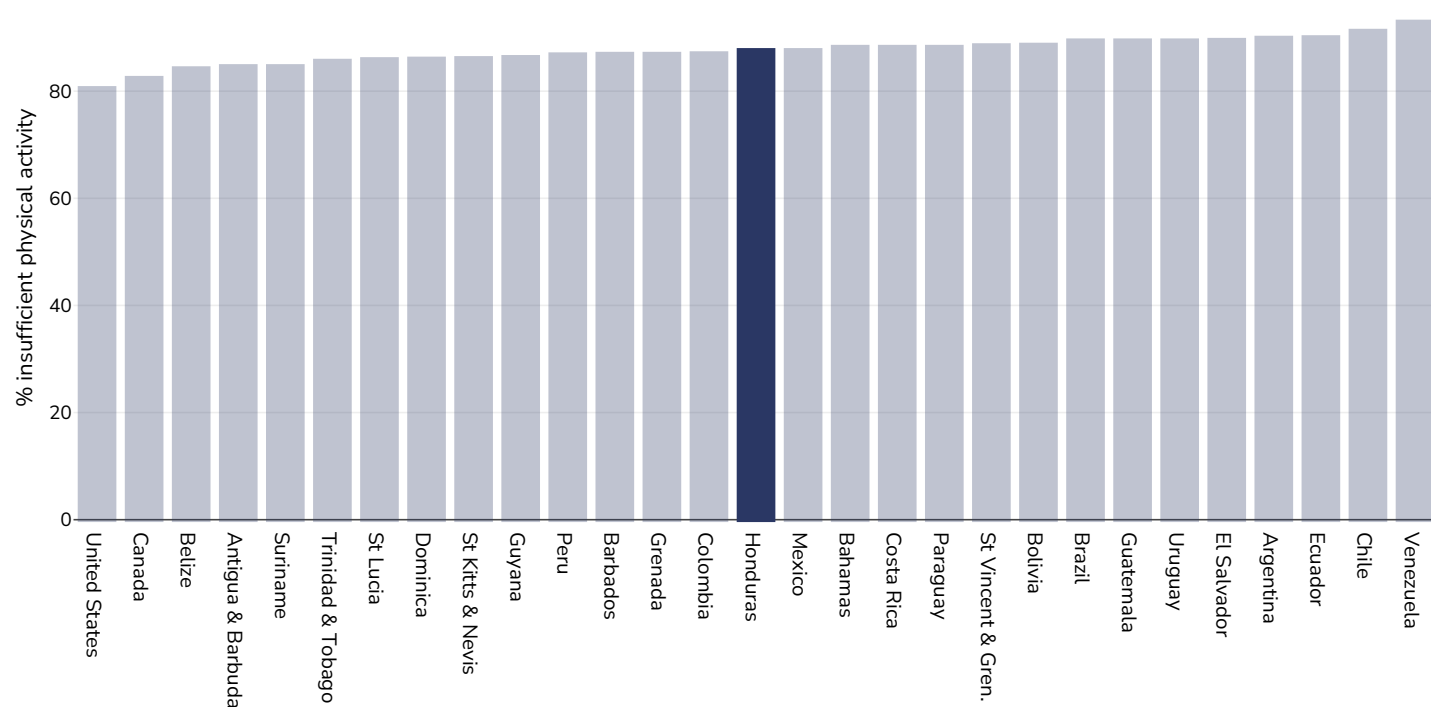
Age: 11-17

References: Global Health Observatory data repository, World Health Organisation, <https://apps.who.int/gho/data/node.main.A893ADO?lang=en> (last accessed 16.03.21)

Notes: % of school going adolescents not meeting WHO recommendations on Physical Activity for Health, i.e. doing less than 60 minutes of moderate- to vigorous-intensity physical activity daily.

Definitions: % Adolescents insufficiently active (age standardised estimate)

Girls, 2016



Survey type: Self-reported

Age: 11-17

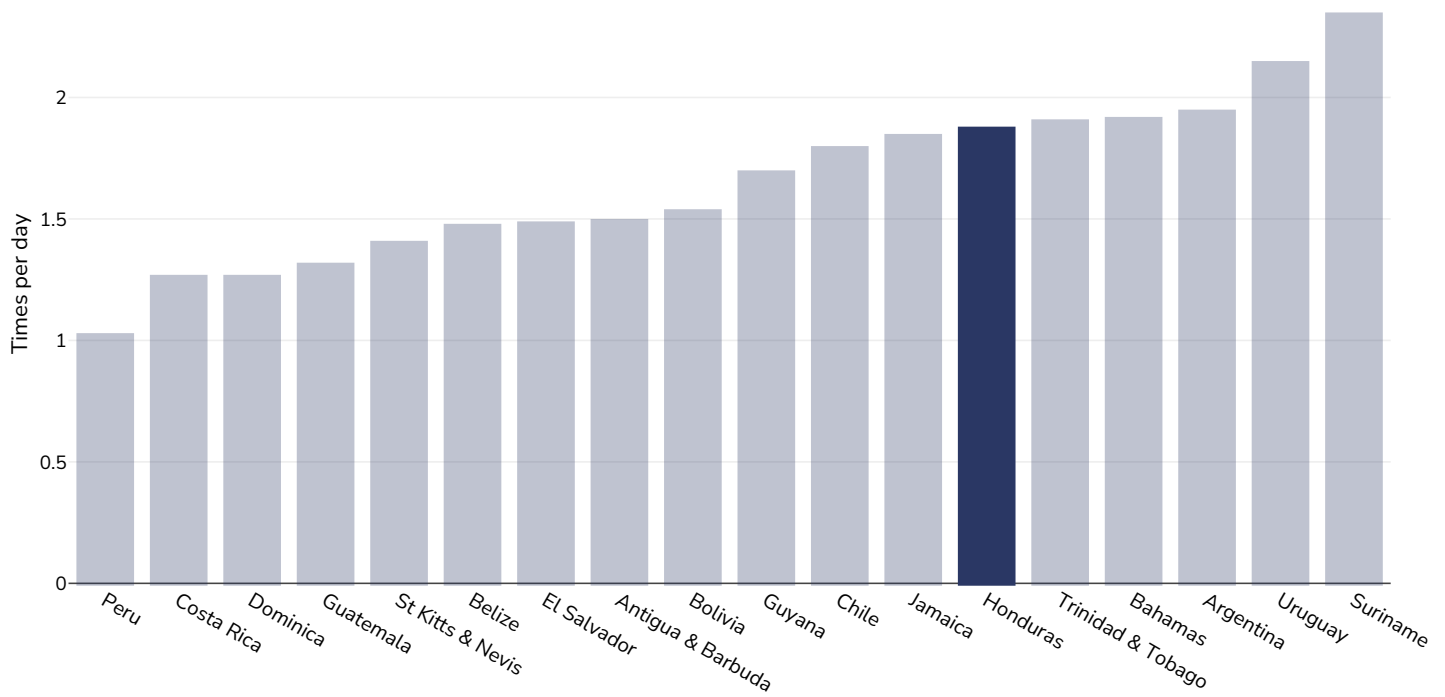
References: Global Health Observatory data repository, World Health Organisation, <https://apps.who.int/gho/data/node.main.A893ADO?lang=en> (last accessed 16.03.21)

Notes: % of school going adolescents not meeting WHO recommendations on Physical Activity for Health, i.e. doing less than 60 minutes of moderate- to vigorous-intensity physical activity daily.

Definitions: % Adolescents insufficiently active (age standardised estimate)

Average daily frequency of carbonated soft drink consumption

Children, 2009-2015



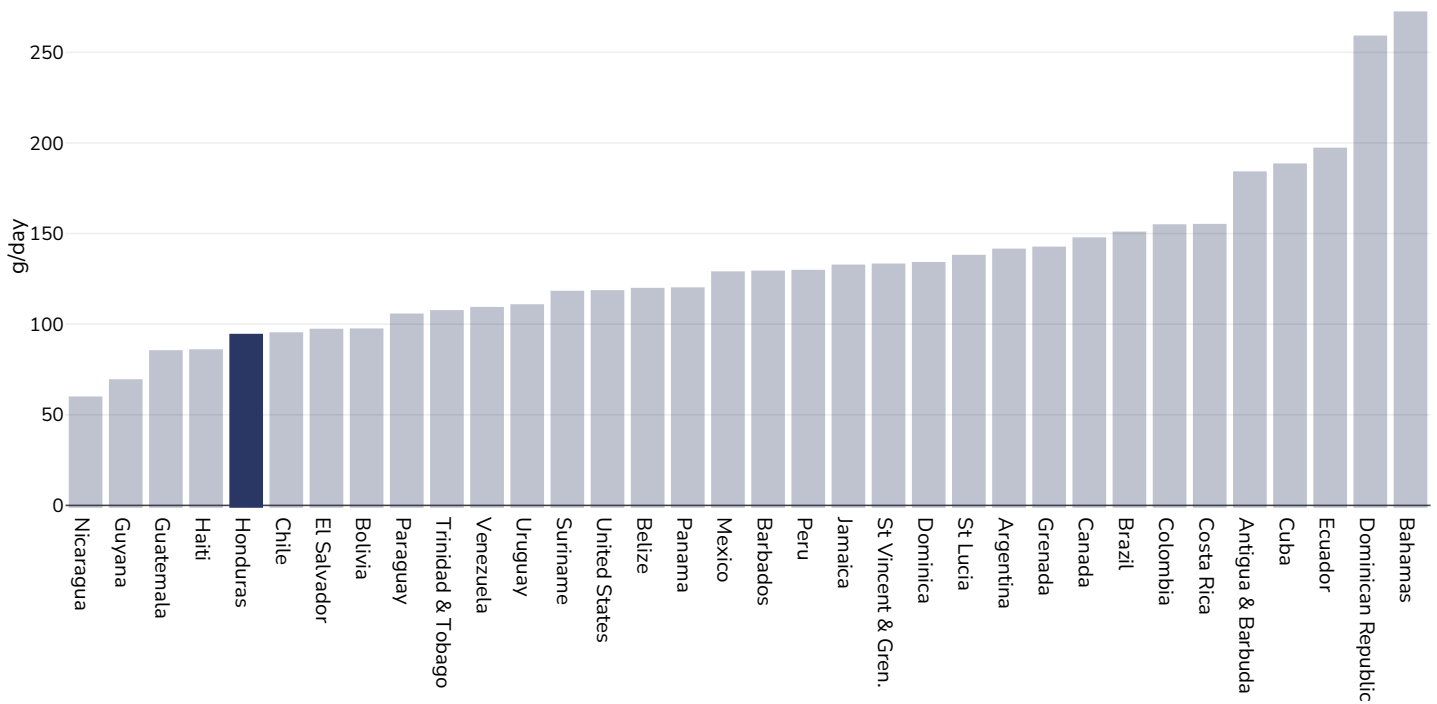
Survey type: Measured

Age: 12-17

References: Beal et al. (2019). Global Patterns of Adolescent Fruit, Vegetable, Carbonated Soft Drink, and Fast-food consumption: A meta-analysis of global school-based student health surveys. Food and Nutrition Bulletin. <https://doi.org/10.1177/0379572119848287> sourced from Food Systems Dashboard <http://www.foodsystemsdashboard.org/food-system>

Estimated per capita fruit intake

Adults, 2017



Survey type:

Measured

Age:

25+

References:

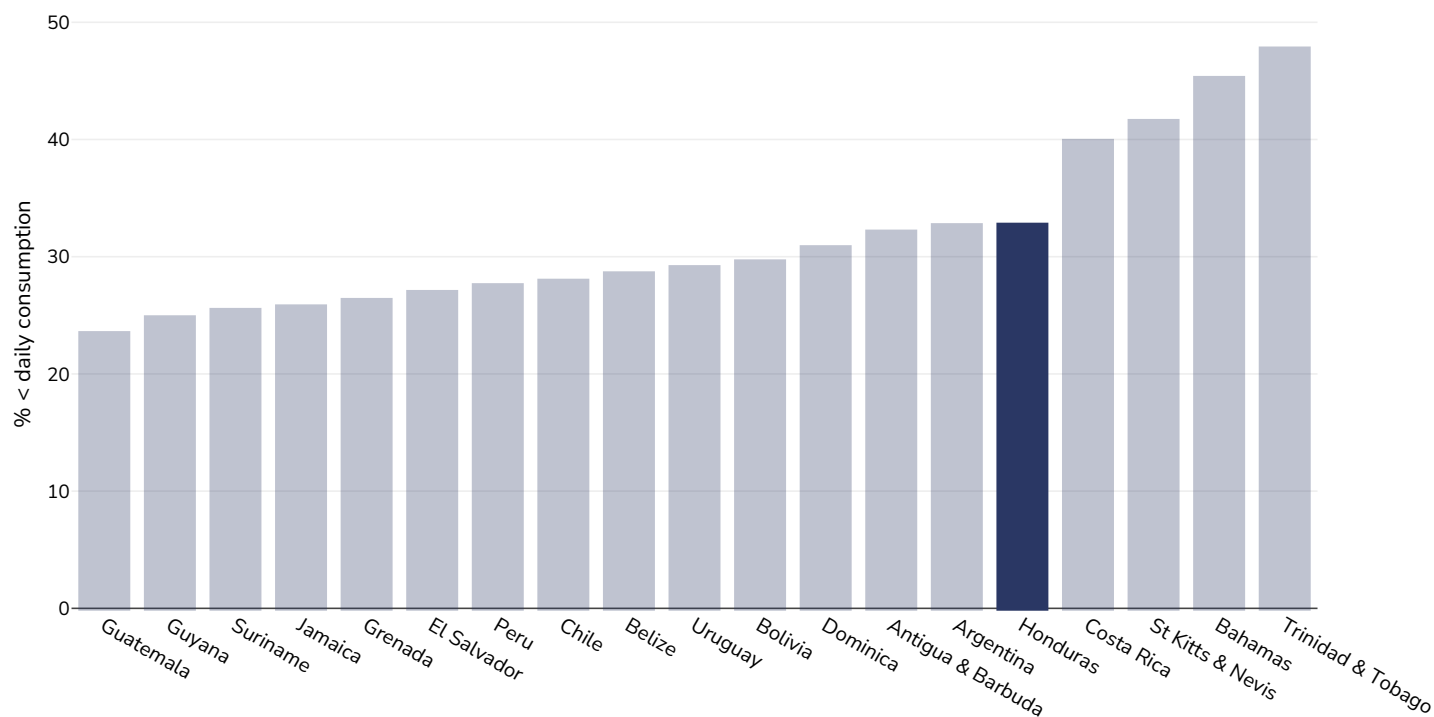
Global Burden of Disease, the Institute for Health Metrics and Evaluation <http://ghdx.healthdata.org/>

Definitions:

Estimated per-capita fruit intake (g/day)

Prevalence of less than daily fruit consumption

Children, 2009-2015



Survey type: Measured

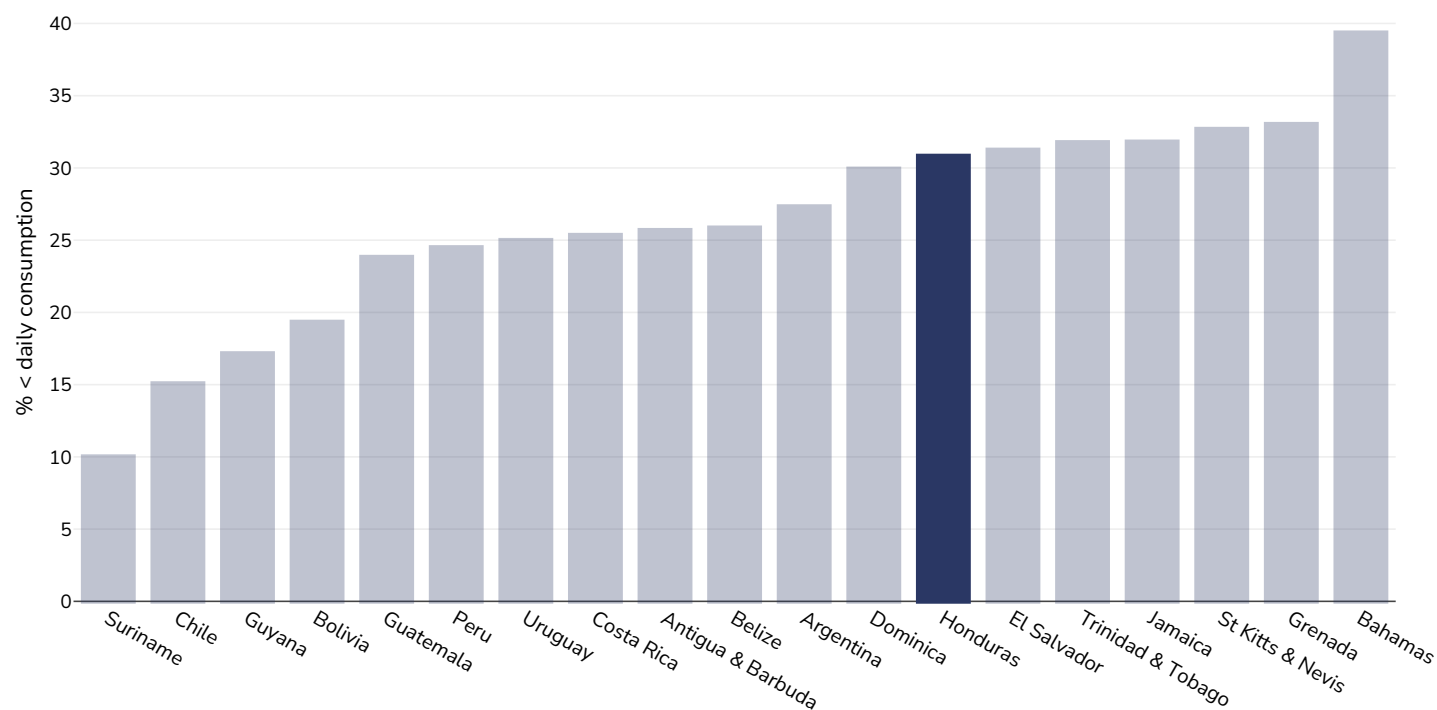
Age: 12-17

References: Global School-based Student Health Surveys. Beal et al (2019). Global Patterns of Adolescent Fruit, Vegetable, Carbonated Soft Drink, and Fast-food consumption: A meta-analysis of global school-based student health surveys. Food and Nutrition Bulletin. <https://doi.org/10.1177/0379572119848287>. Sourced from Food Systems Dashboard <http://www.foodsystemsdashboard.org/food-system>

Definitions: Prevalence of less-than-daily fruit consumption (% less-than-daily fruit consumption)

Prevalence of less than daily vegetable consumption

Children, 2009-2015



Survey type: Measured

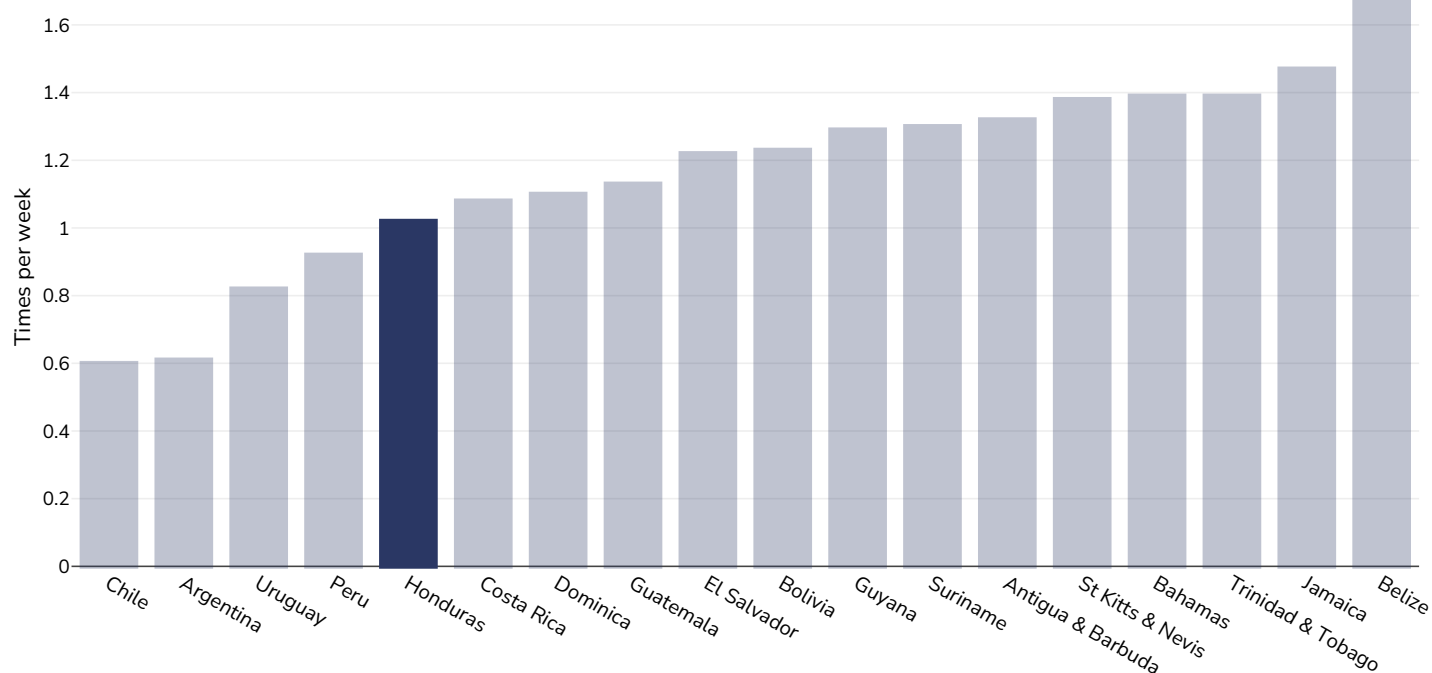
Age: 12-17

References: Beal et al. (2019). Global Patterns of Adolescent Fruit, Vegetable, Carbonated Soft Drink, and Fast-food consumption: A meta-analysis of global school-based student health surveys. Food and Nutrition Bulletin. <https://doi.org/10.1177/0379572119848287> sourced from Food Systems Dashboard <http://www.foodsystemsdashboard.org/food-system>

Definitions: Prevalence of less-than-daily vegetable consumption (% less-than-daily vegetable consumption)

Average weekly frequency of fast food consumption

Children, 2009-2015

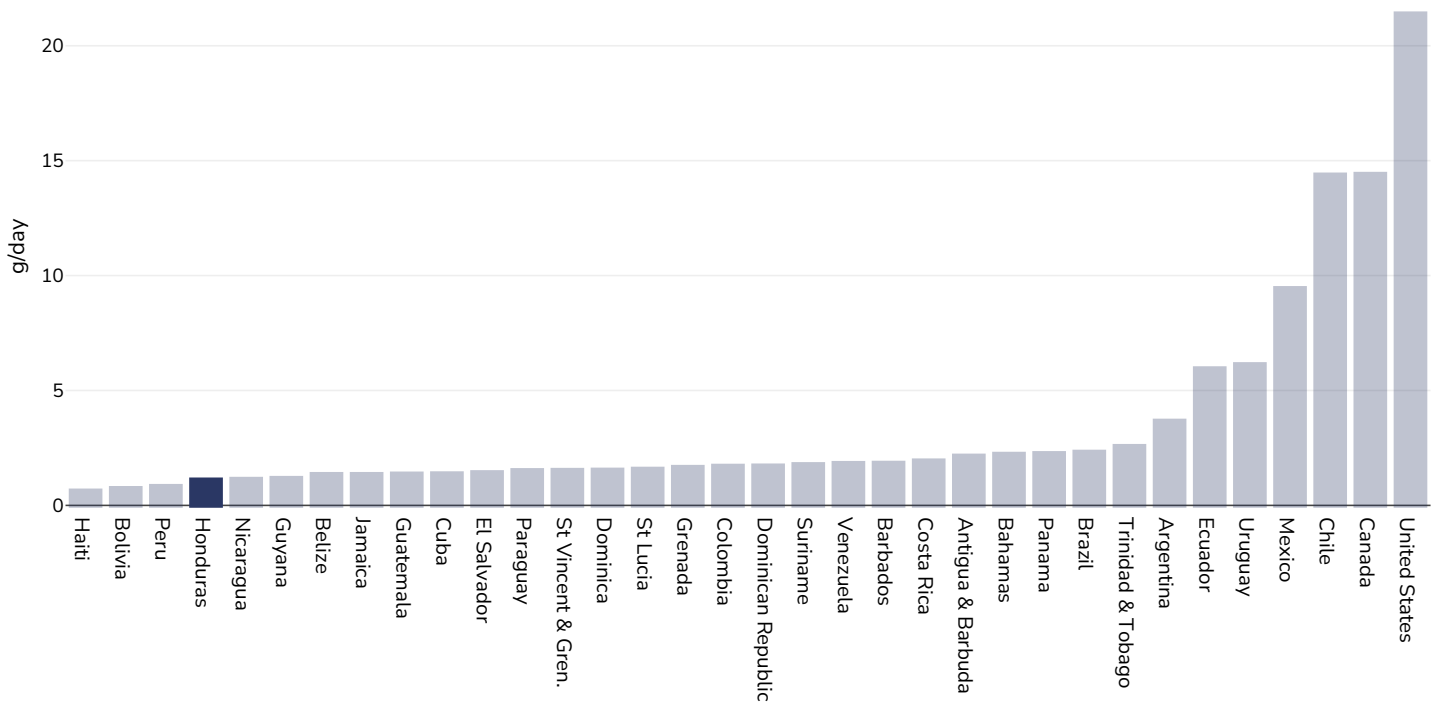


Age: 12-17

References: Beal et al. (2019). Global Patterns of Adolescent Fruit, Vegetable, Carbonated Soft Drink, and Fast-food consumption: A meta-analysis of global school-based student health surveys. Food and Nutrition Bulletin. <https://doi.org/10.1177/0379572119848287> sourced from Food Systems Dashboard <http://www.foodsystemsdashboard.org/food-system>

Estimated per-capita processed meat intake

Adults, 2017



Survey type:

Measured

Age:

25+

References:

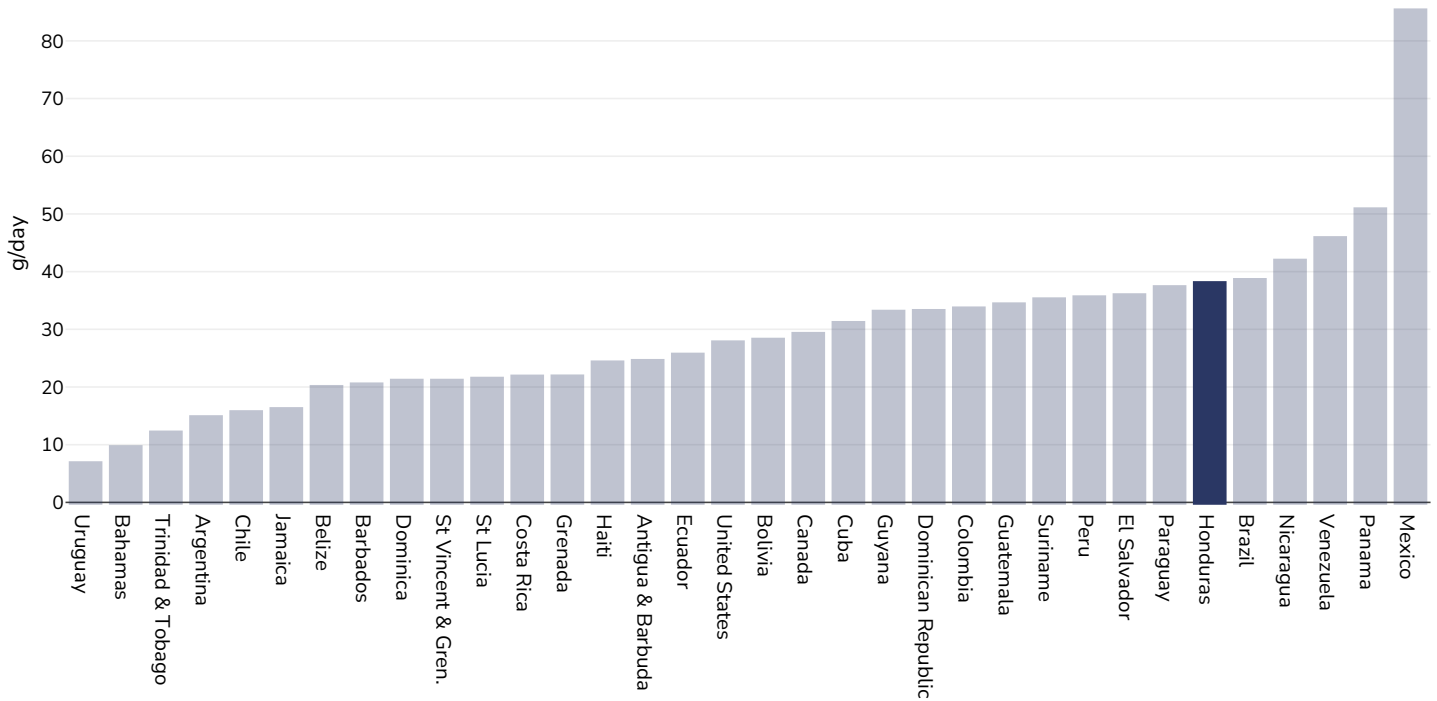
Global Burden of Disease, the Institute for Health Metrics and Evaluation <http://ghdx.healthdata.org/>

Definitions:

Estimated per-capita processed meat intake (g per day)

Estimated per capita whole grains intake

Adults, 2017



Survey type:

Measured

Age:

25+

References:

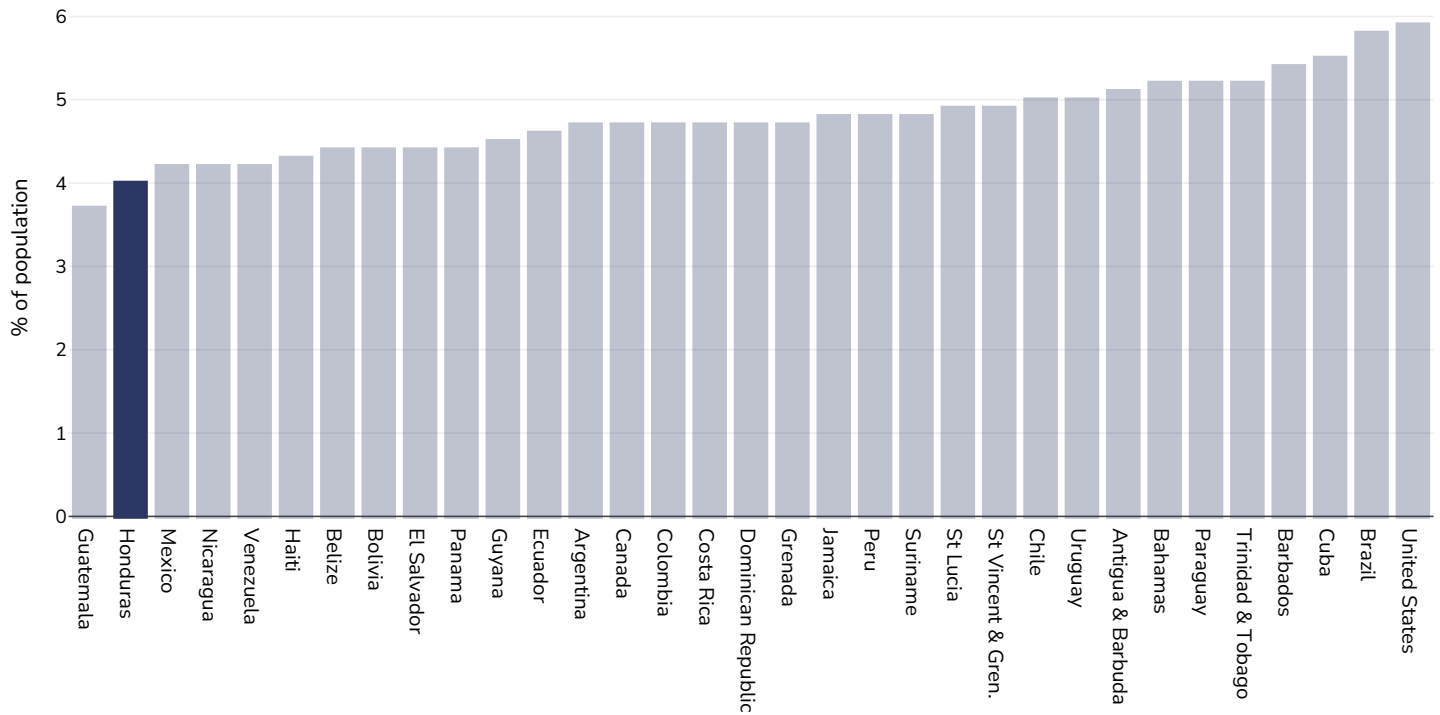
Global Burden of Disease, the Institute for Health Metrics and Evaluation <http://ghdx.healthdata.org/>

Definitions:

Estimated per-capita whole grains intake (g/day)

Mental health - depression disorders

Adults, 2015

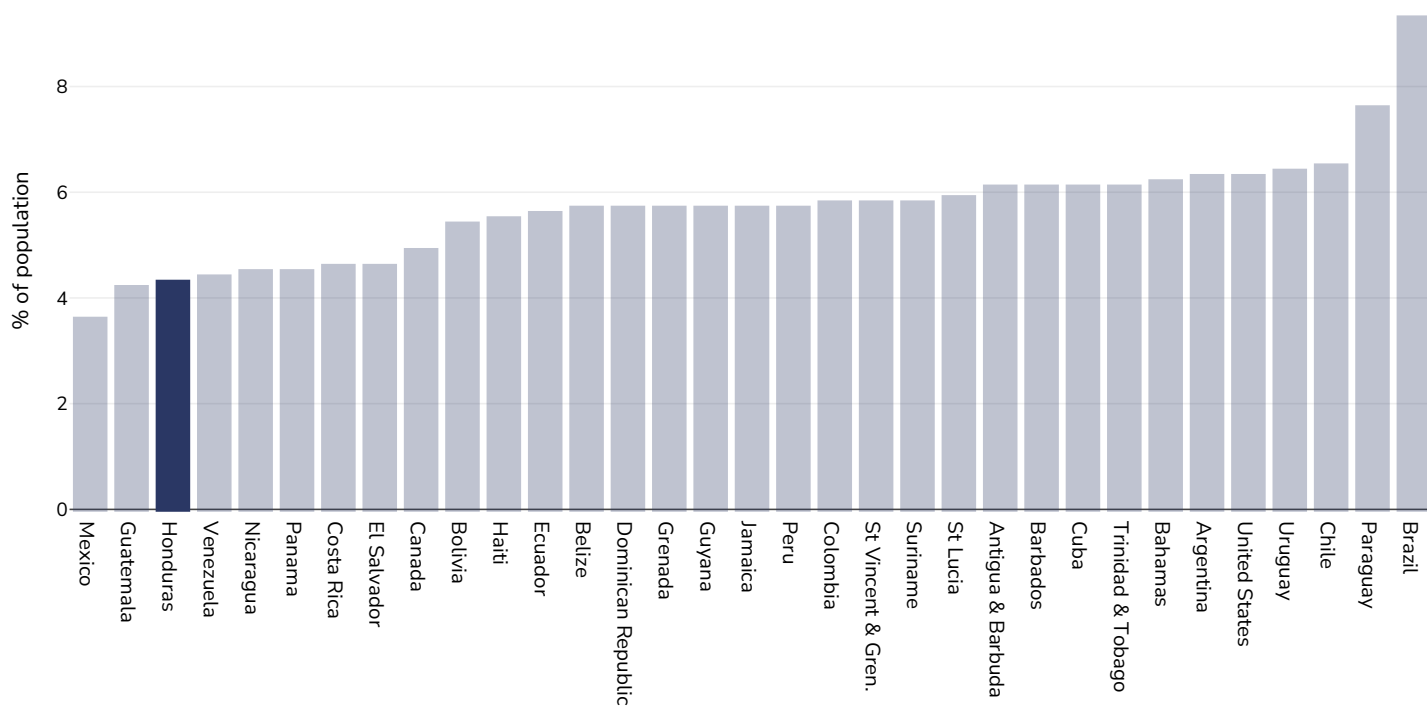


References: Prevalence data from Global Burden of Disease study 2015 (<http://ghdx.healthdata.org>) published in: Depression and Other Common Mental Disorders: Global Health Estimates. Geneva:World Health Organization; 2017. Licence: CC BY-NC-SA 3.0 IGO.

Definitions: % of population with depression disorders

Mental health - anxiety disorders

Adults, 2015

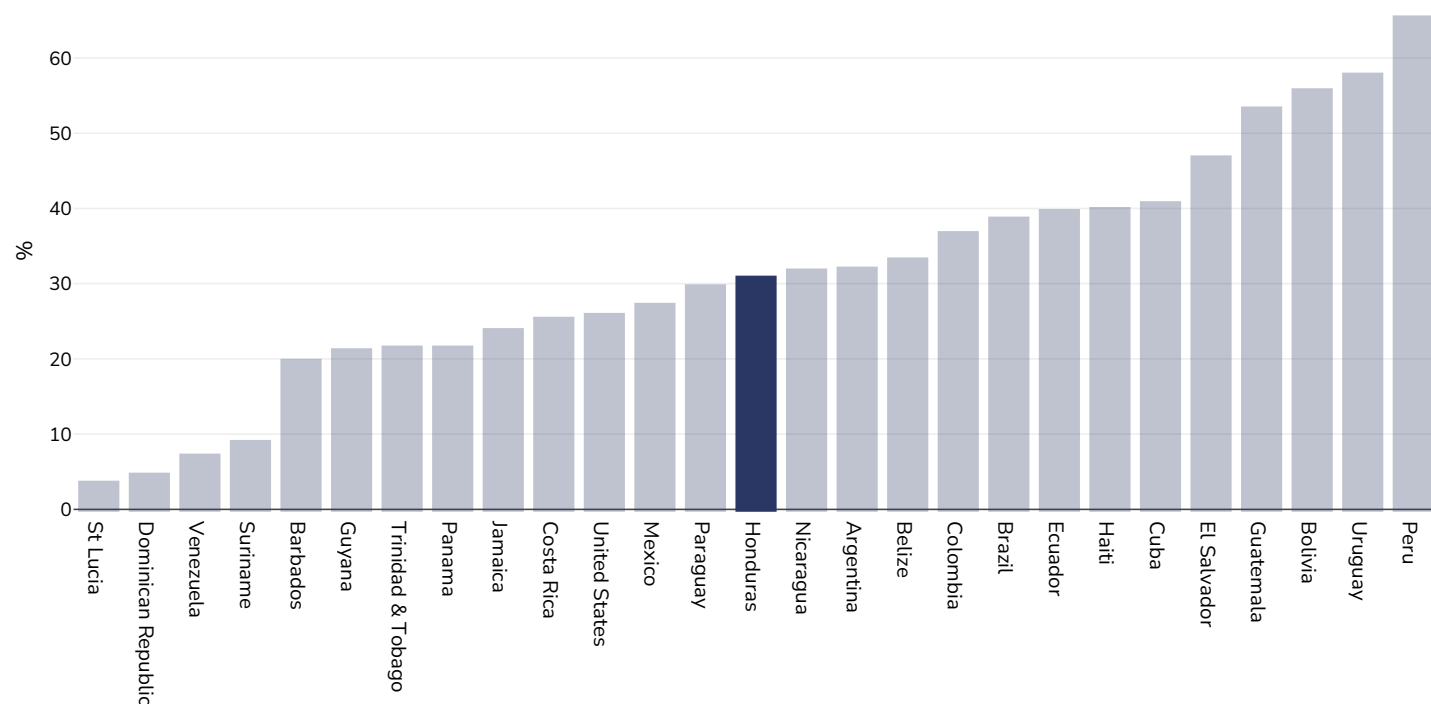


References: Prevalence data from Global Burden of Disease study 2015 (<http://ghdx.healthdata.org>) published in: Depression and Other Common Mental Disorders: Global Health Estimates. Geneva:World Health Organization; 2017. Licence: CC BY-NC-SA 3.0 IGO.

Definitions: % of population with anxiety disorders

% Infants exclusively breastfed 0-5 months

Children, 1998-2019



Area covered: National

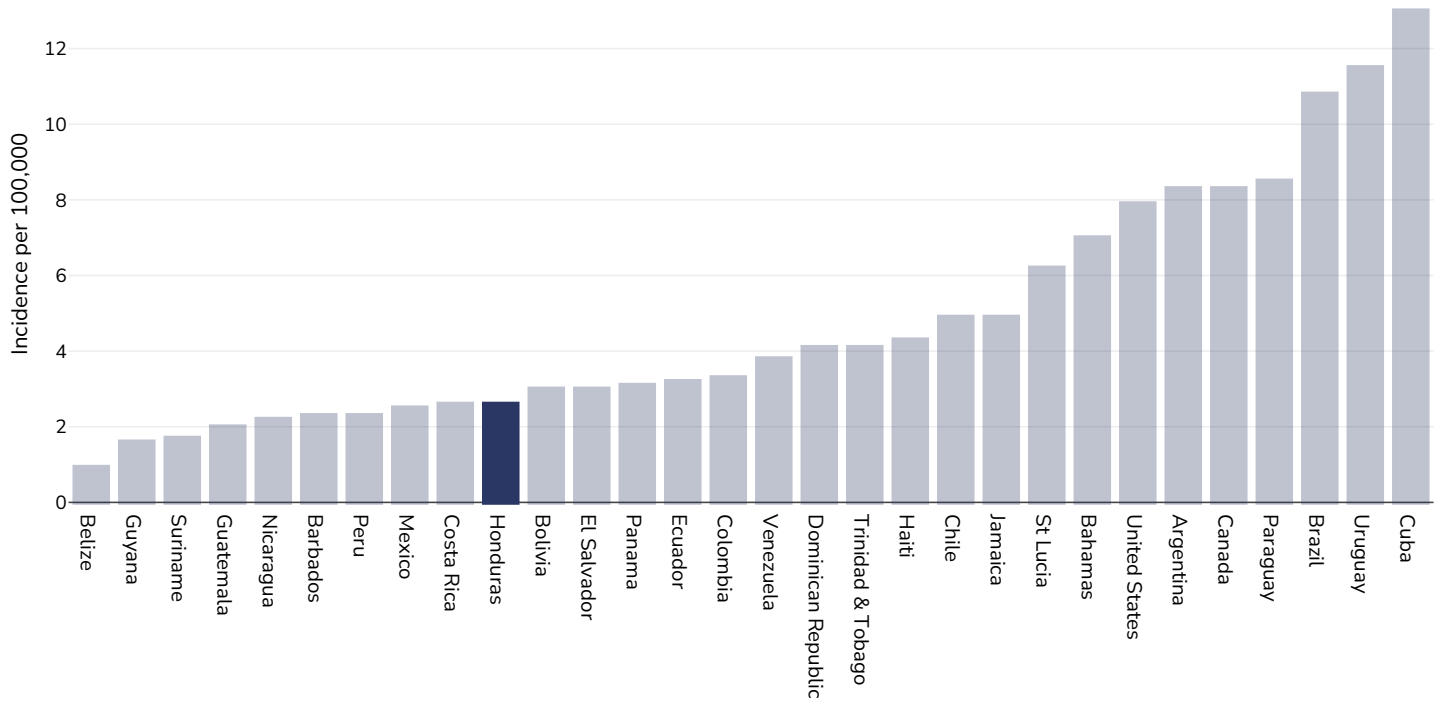
References: Encuesta nacional de salud y demografía 2011-2012. Demographic and Health Surveys. Tegucigalpa, Honduras: SS, INE e ICF International, 2013

Notes: See UNICEF website for further survey information. Available at : <https://data.unicef.org/resources/dataset/infant-young-child-feeding/> (last accessed 28.9.21) Citation: United Nations Children’s Fund, Division of Data, Analysis, Planning and Monitoring (2021). Global UNICEF Global Databases: Infant and Young Child Feeding: Exclusive breastfeeding, New York, September 2021.

Definitions: % exclusively breastfed 0-5 months

Oesophageal cancer

Men, 2020



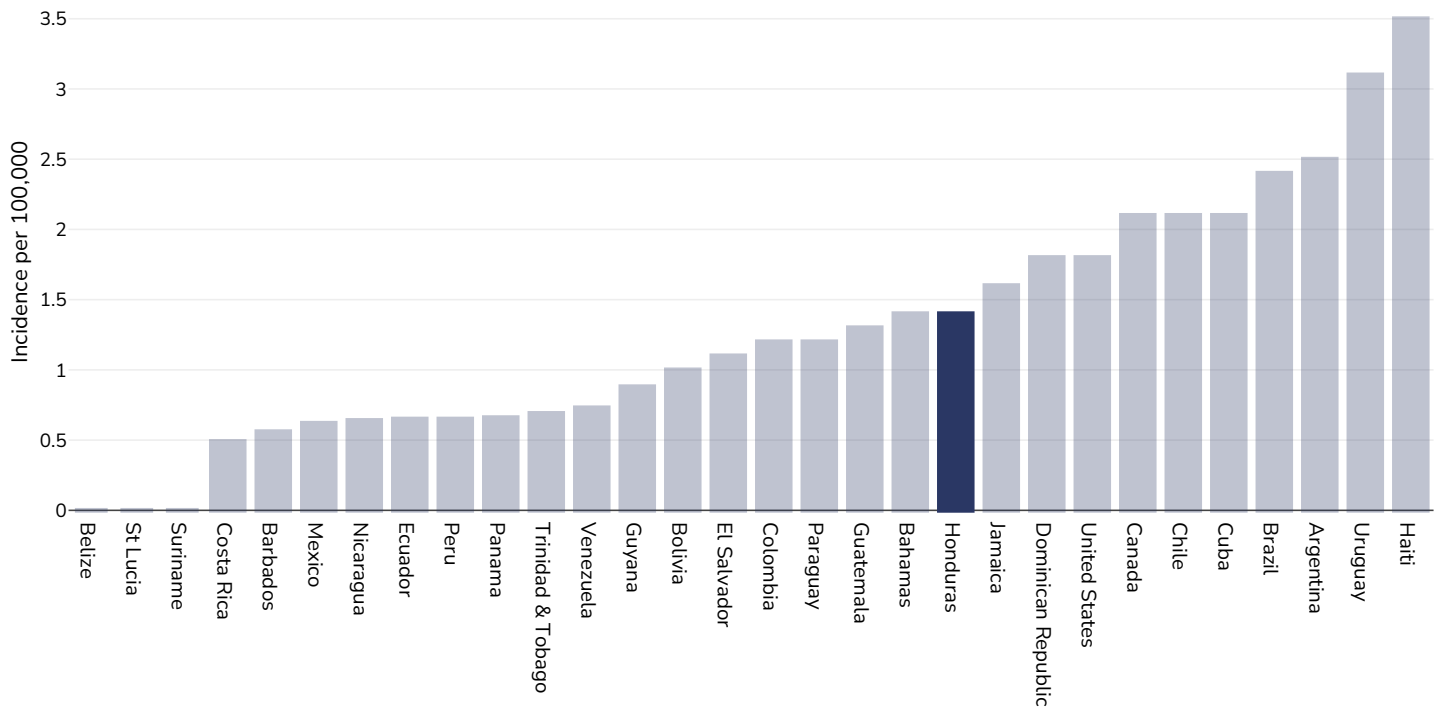
Age: 20+

Area covered: National

References: Ferlay J, Ervik M, Lam F, Colombet M, Mery L, Piñeros M, Znaor A, Soerjomataram I, Bray F (2020). Global Cancer Observatory: Cancer Today. Lyon, France: International Agency for Research on Cancer. Available from: <https://gco.iarc.fr/today>, accessed 10.01.2173

Definitions: Age-standardized incidence rates per 100 000

Women, 2020



Age: 20+

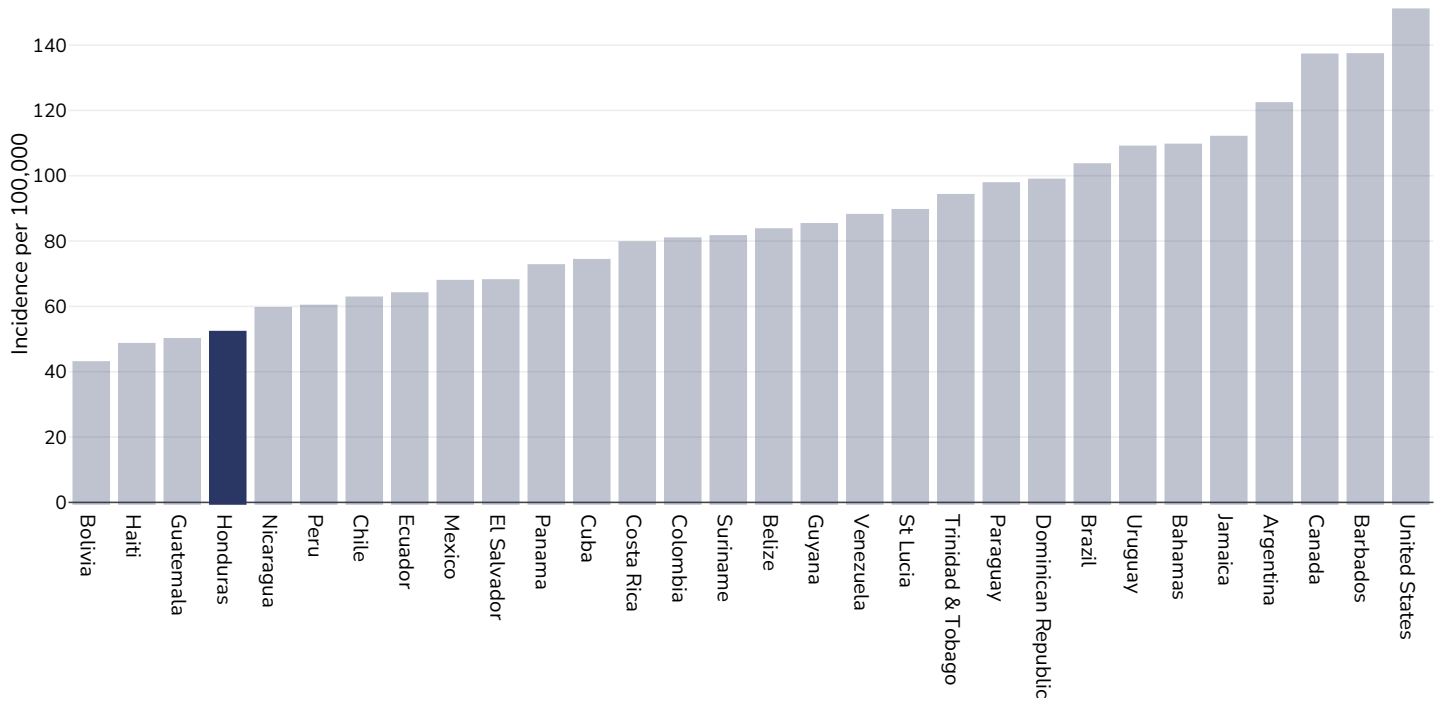
Area covered: National

References: Ferlay J, Ervik M, Lam F, Colombet M, Mery L, Piñeros M, Znaor A, Soerjomataram I, Bray F (2020). Global Cancer Observatory: Cancer Today. Lyon, France: International Agency for Research on Cancer. Available from: <https://gco.iarc.fr/today>, accessed 10.01.2173

Definitions: Age-standardized incidence rates per 100 000

Breast cancer

Women, 2020



Age: 20+

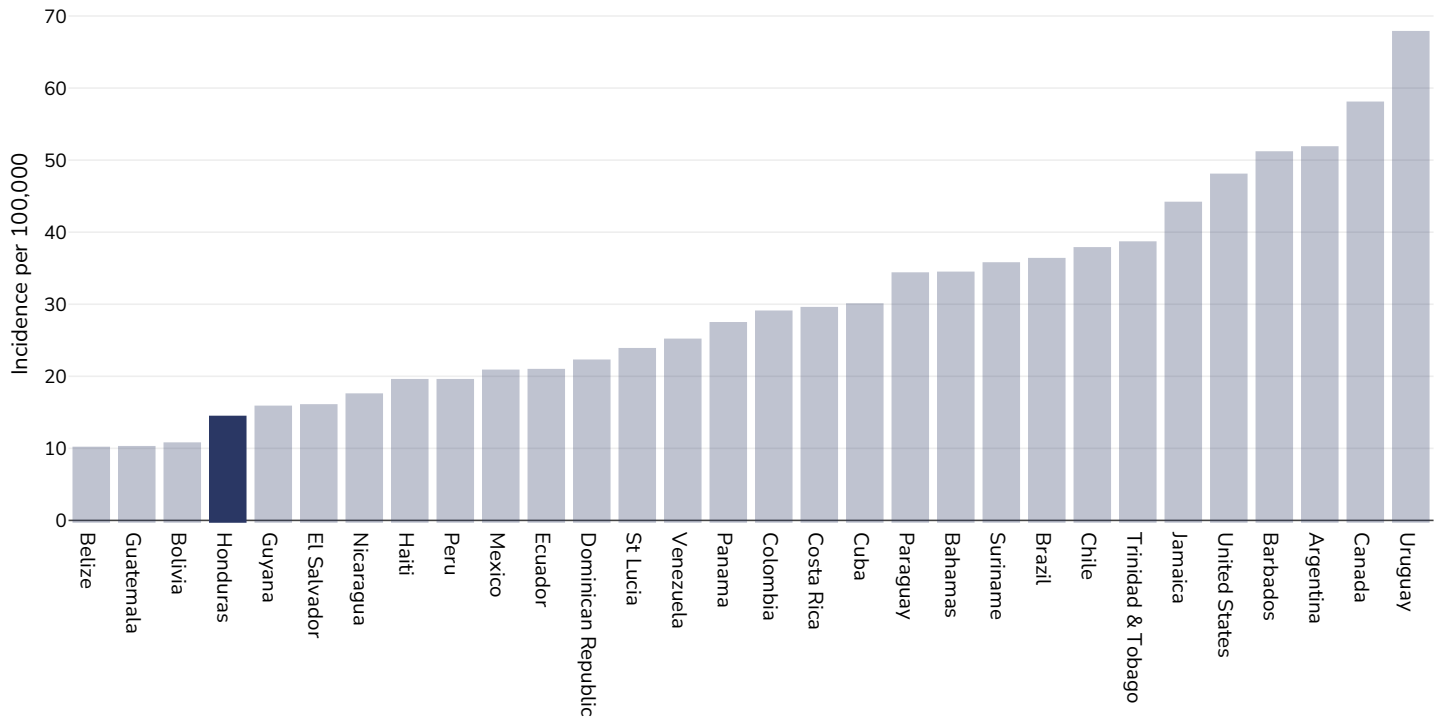
Area covered: National

References: Ferlay J, Ervik M, Lam F, Colombet M, Mery L, Piñeros M, Znaor A, Soerjomataram I, Bray F (2020). Global Cancer Observatory: Cancer Today. Lyon, France: International Agency for Research on Cancer. Available from: <https://gco.iarc.fr/today>, accessed 10.01.2173

Definitions: Age-standardized incidence rates per 100 000

Colorectal cancer

Men, 2020



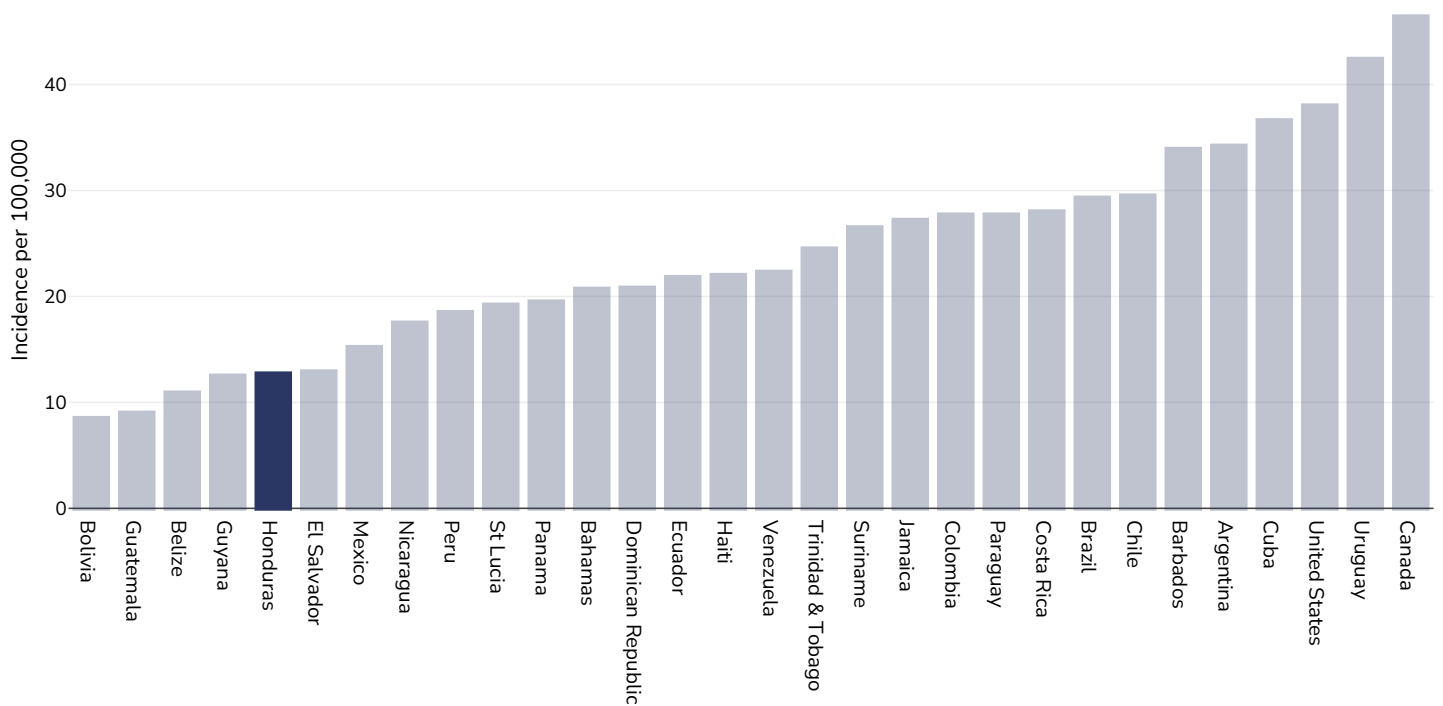
Age: 20+

Area covered: National

References: Ferlay J, Ervik M, Lam F, Colombet M, Mery L, Piñeros M, Znaor A, Soerjomataram I, Bray F (2020). Global Cancer Observatory: Cancer Today. Lyon, France: International Agency for Research on Cancer. Available from: <https://gco.iarc.fr/today>, accessed 10.01.2173

Definitions: Age-standardized incidence rates per 100 000

Women, 2020



Age: 20+

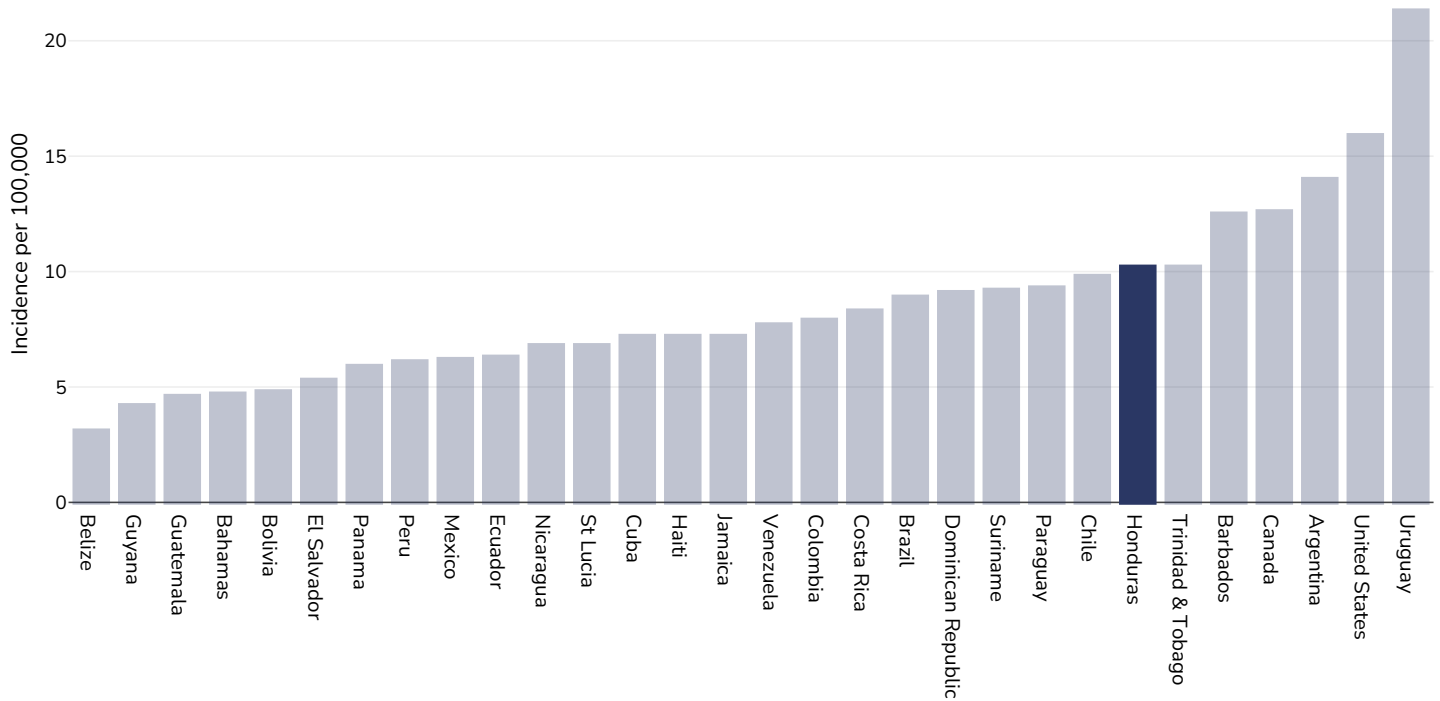
Area covered: National

References: Ferlay J, Ervik M, Lam F, Colombet M, Mery L, Piñeros M, Znaor A, Soerjomataram I, Bray F (2020). Global Cancer Observatory: Cancer Today. Lyon, France: International Agency for Research on Cancer. Available from: <https://gco.iarc.fr/today>, accessed 10.01.2173

Definitions: Age-standardized incidence rates per 100 000

Pancreatic cancer

Men, 2020



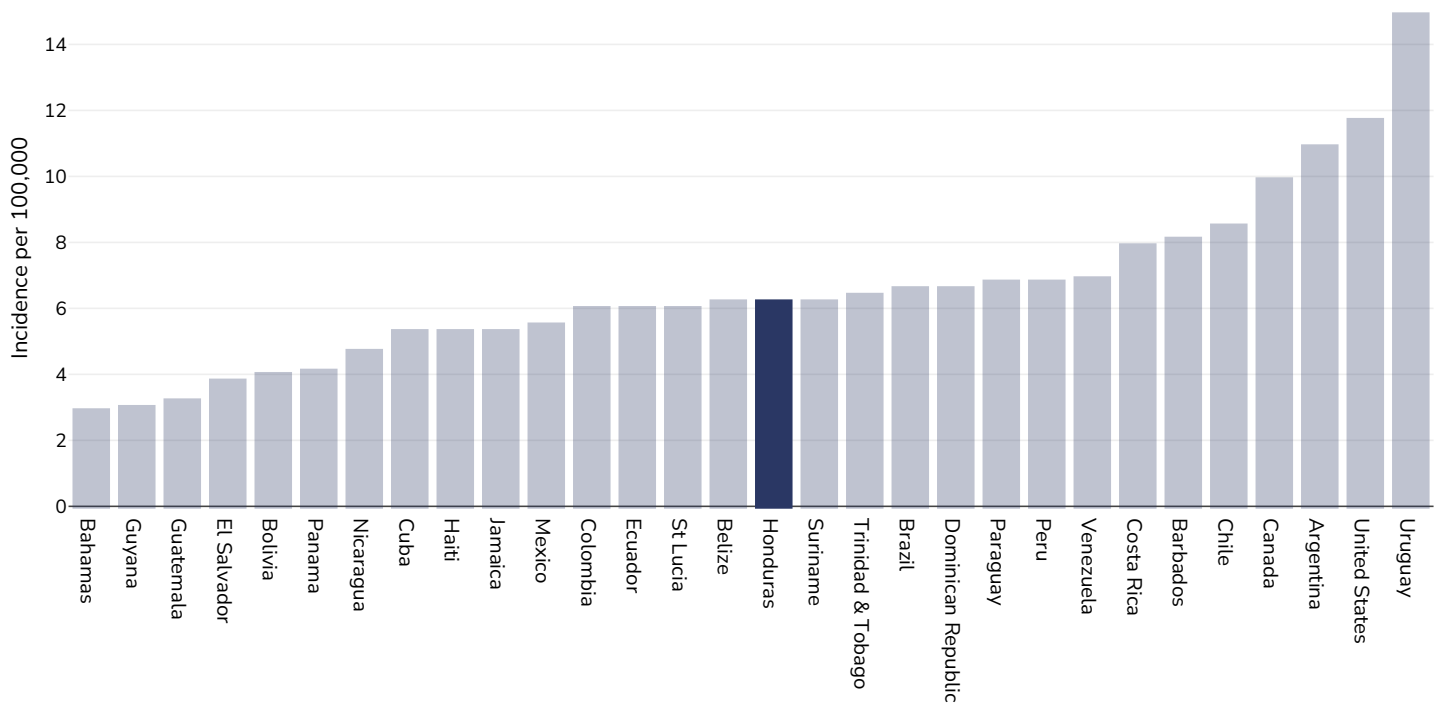
Age: 20+

Area covered: National

References: Ferlay J, Ervik M, Lam F, Colombet M, Mery L, Piñeros M, Znaor A, Soerjomataram I, Bray F (2020). Global Cancer Observatory: Cancer Today. Lyon, France: International Agency for Research on Cancer. Available from: <https://gco.iarc.fr/today>, accessed 10.01.2173

Definitions: Age-standardized incidence rates per 100 000

Women, 2020



Age: 20+

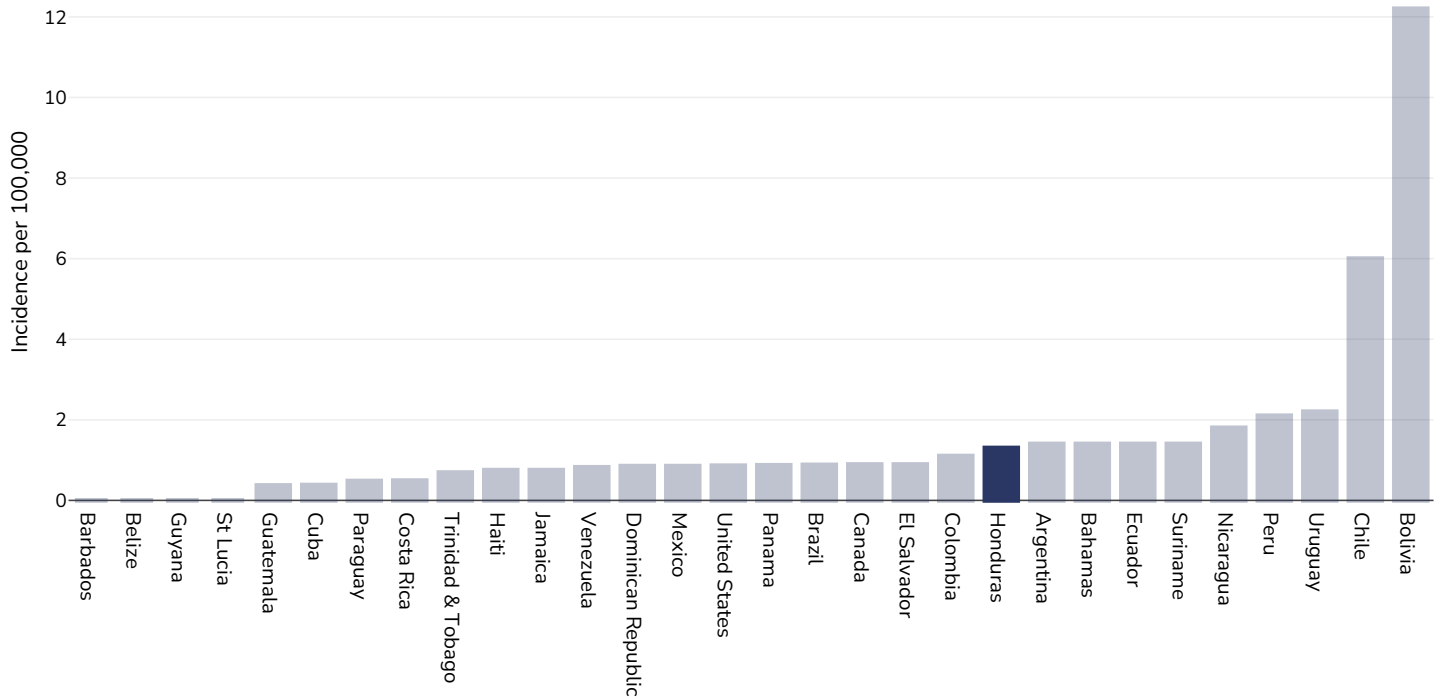
Area covered: National

References: Ferlay J, Ervik M, Lam F, Colombet M, Mery L, Piñeros M, Znaor A, Soerjomataram I, Bray F (2020). Global Cancer Observatory: Cancer Today. Lyon, France: International Agency for Research on Cancer. Available from: <https://gco.iarc.fr/today>, accessed 10.01.2173

Definitions: Age-standardized incidence rates per 100 000

Gallbladder cancer

Men, 2020



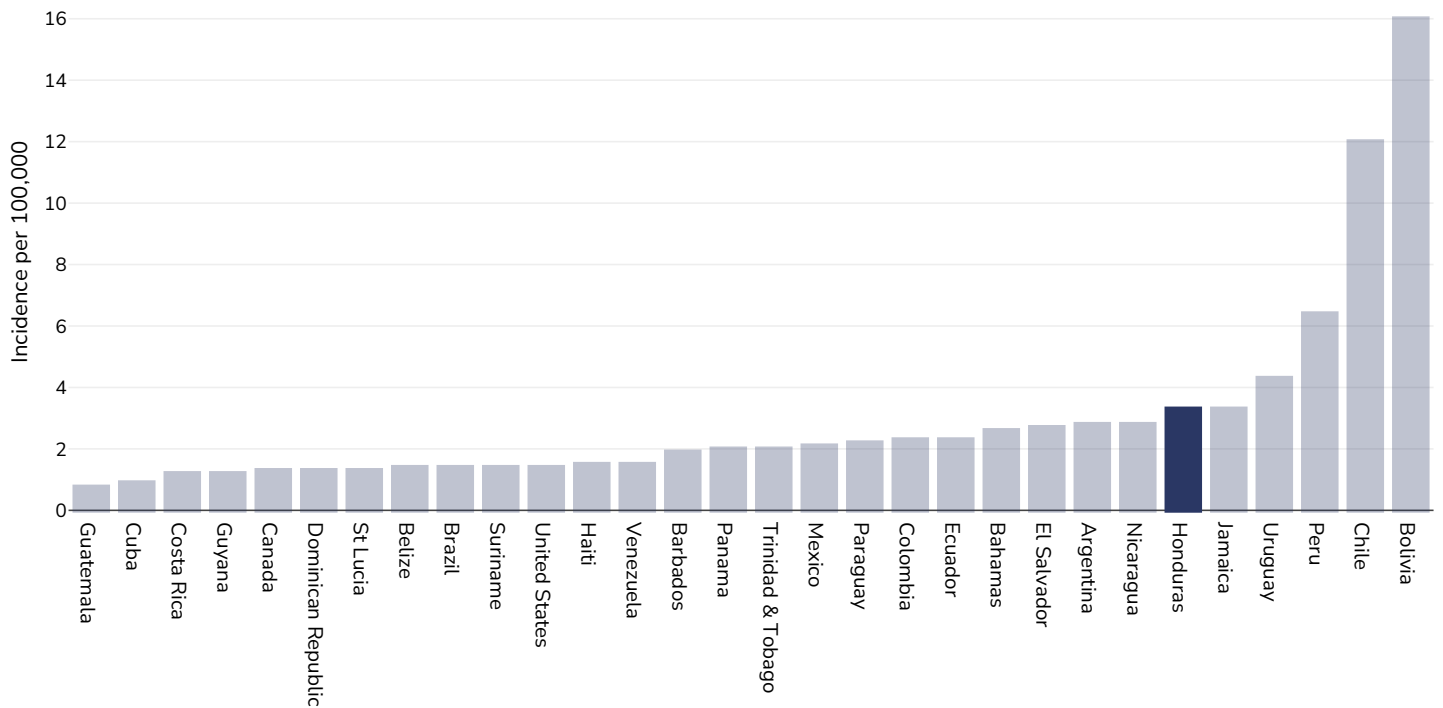
Age: 20+

Area covered: National

References: Ferlay J, Ervik M, Lam F, Colombet M, Mery L, Piñeros M, Znaor A, Soerjomataram I, Bray F (2020). Global Cancer Observatory: Cancer Today. Lyon, France: International Agency for Research on Cancer. Available from: <https://gco.iarc.fr/today>, accessed 10.01.2173

Definitions: Age-standardized incidence rates per 100 000

Women, 2020



Age: 20+

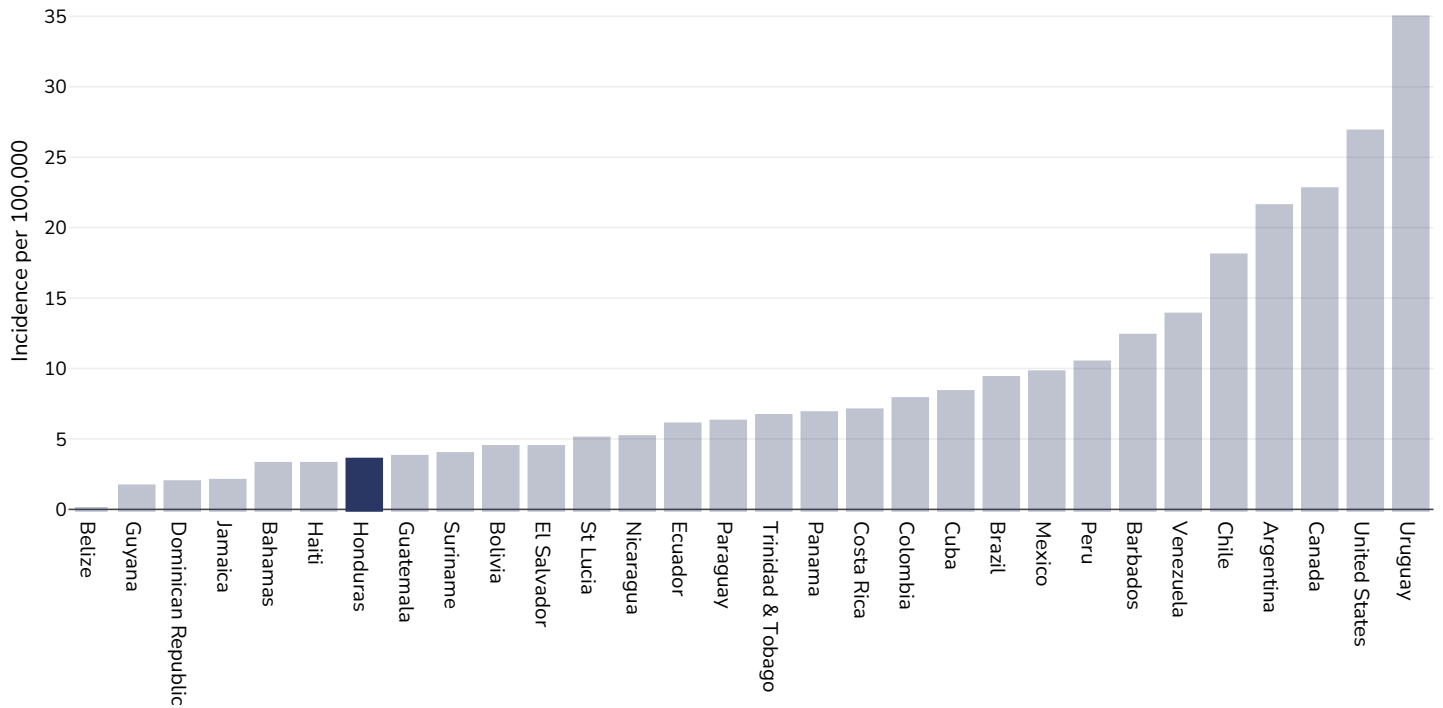
Area covered: National

References: Ferlay J, Ervik M, Lam F, Colombet M, Mery L, Piñeros M, Znaor A, Soerjomataram I, Bray F (2020). Global Cancer Observatory: Cancer Today. Lyon, France: International Agency for Research on Cancer. Available from: <https://gco.iarc.fr/today>, accessed 10.01.2173

Definitions: Age-standardized incidence rates per 100 000

Kidney cancer

Men, 2020



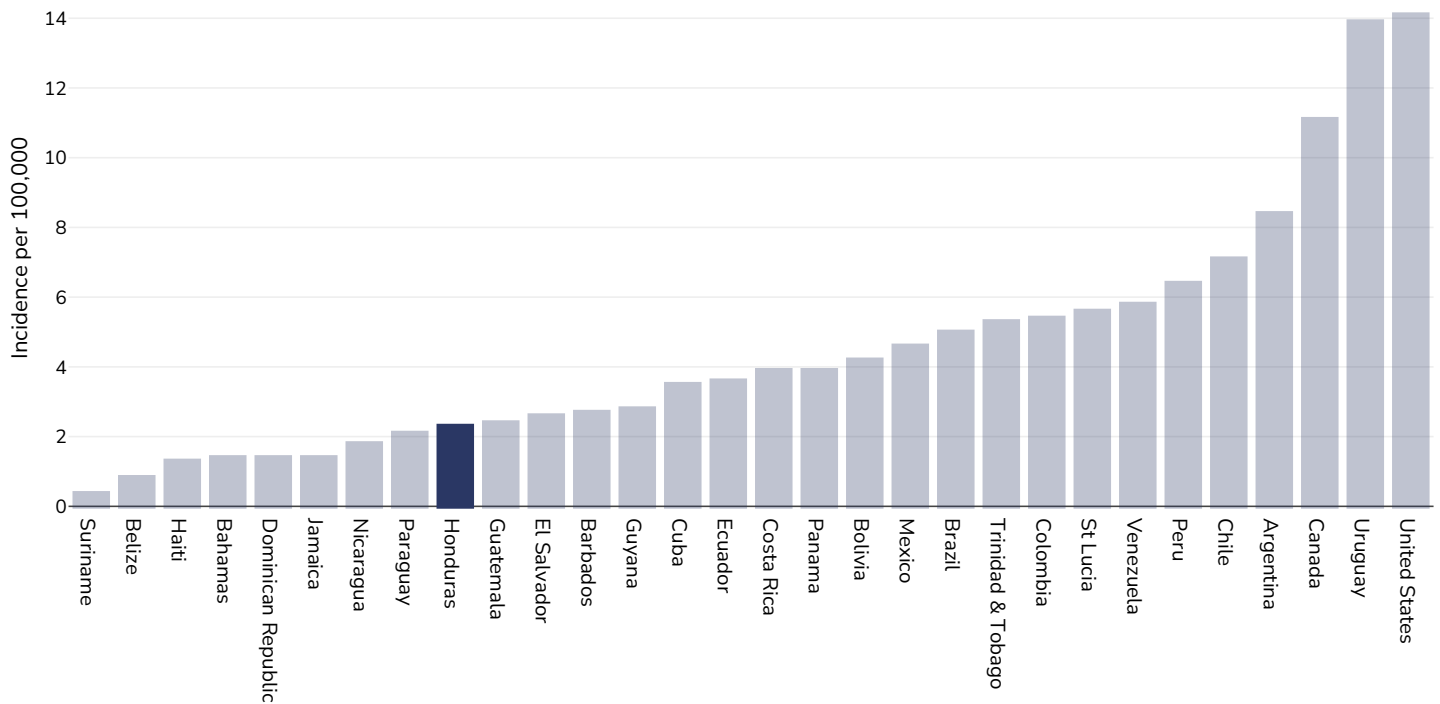
Age: 20+

Area covered: National

References: Ferlay J, Ervik M, Lam F, Colombet M, Mery L, Piñeros M, Znaor A, Soerjomataram I, Bray F (2020). Global Cancer Observatory: Cancer Today. Lyon, France: International Agency for Research on Cancer. Available from: <https://gco.iarc.fr/today>, accessed 10.01.2173

Definitions: Age-standardized incidence rates per 100 000

Women, 2020



Age: 20+

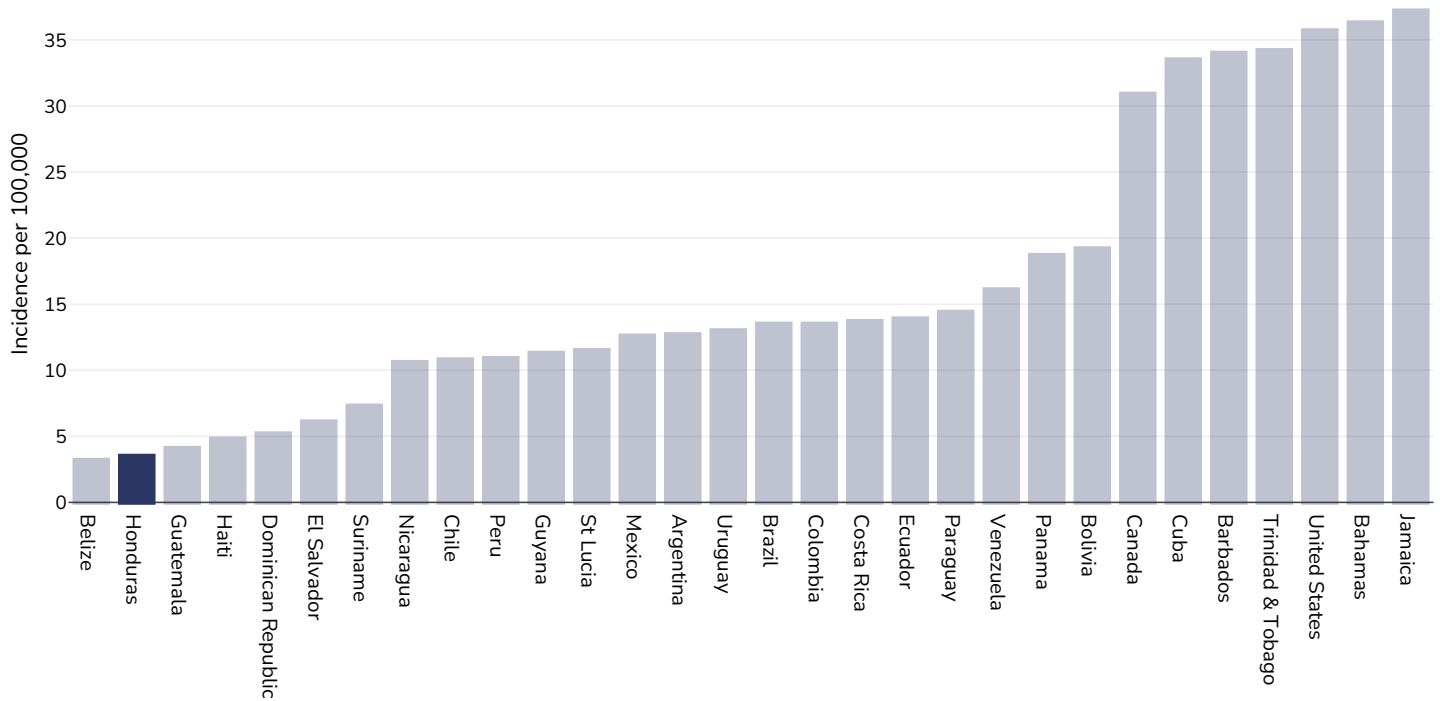
Area covered: National

References: Ferlay J, Ervik M, Lam F, Colombet M, Mery L, Piñeros M, Znaor A, Soerjomataram I, Bray F (2020). Global Cancer Observatory: Cancer Today. Lyon, France: International Agency for Research on Cancer. Available from: <https://gco.iarc.fr/today>, accessed 10.01.2173

Definitions: Age-standardized incidence rates per 100 000

Cancer of the uterus

Women, 2020



Age: 20+

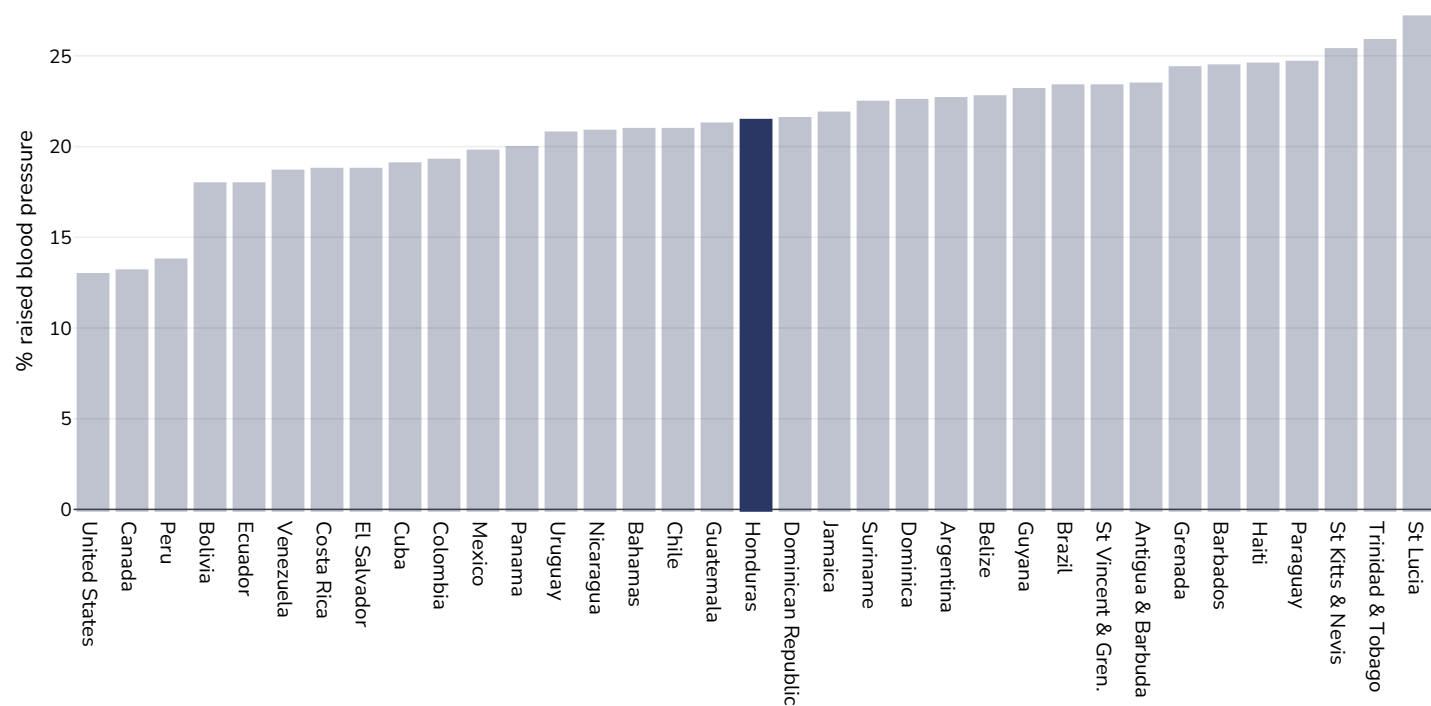
Area covered: National

References: Ferlay J, Ervik M, Lam F, Colombet M, Mery L, Piñeros M, Znaor A, Soerjomataram I, Bray F (2020). Global Cancer Observatory: Cancer Today. Lyon, France: International Agency for Research on Cancer. Available from: <https://gco.iarc.fr/today>, accessed 10.01.2173

Definitions: Age-standardized incidence rates per 100 000

Raised blood pressure

Adults, 2015



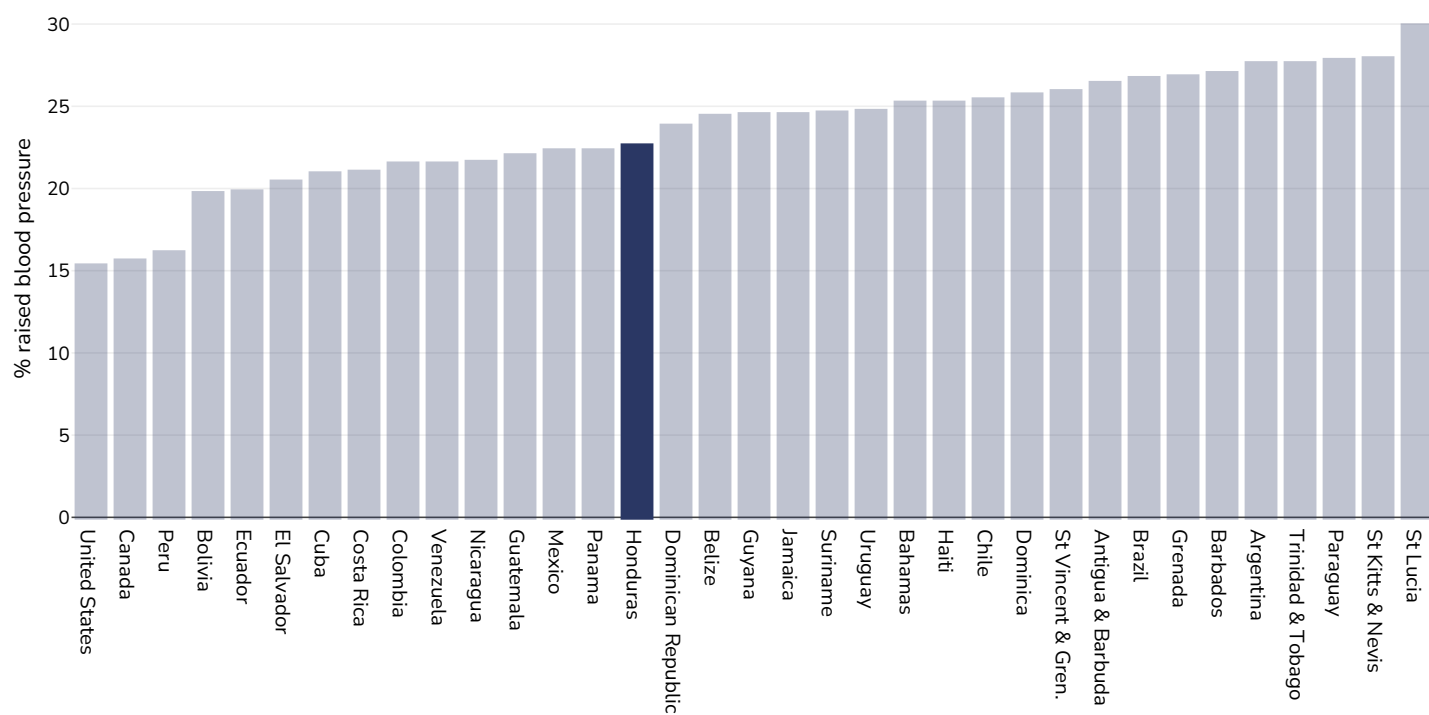
References:

Global Health Observatory data repository, World Health Organisation,
<http://apps.who.int/gho/data/node.main.A875?lang=en>

Definitions:

Age Standardised estimated % Raised blood pressure 2015 (SBP \geq 140 OR DBP \geq 90).

Men, 2015



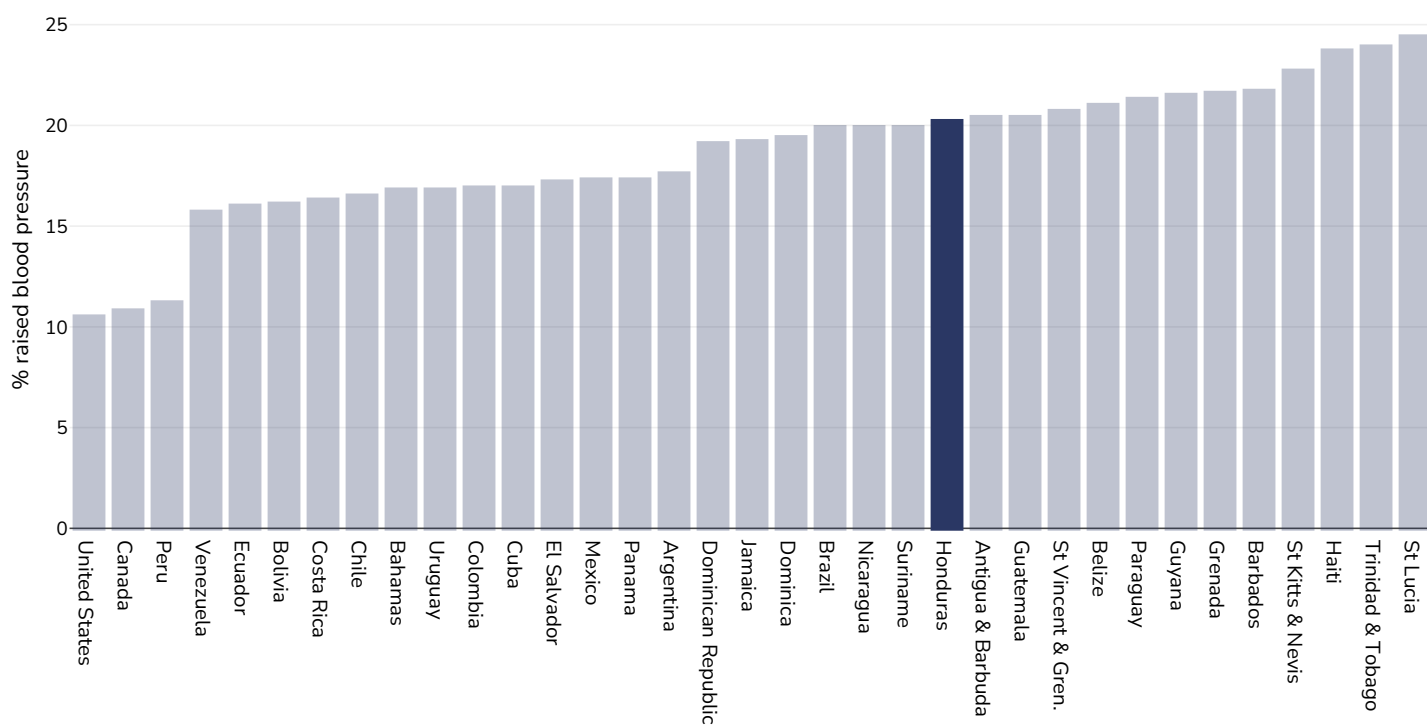
References:

Global Health Observatory data repository, World Health Organisation,
<http://apps.who.int/gho/data/node.main.A875?lang=en>

Definitions:

Age Standardised estimated % Raised blood pressure 2015 (SBP>=140 OR DBP>=90).

Women, 2015



References:

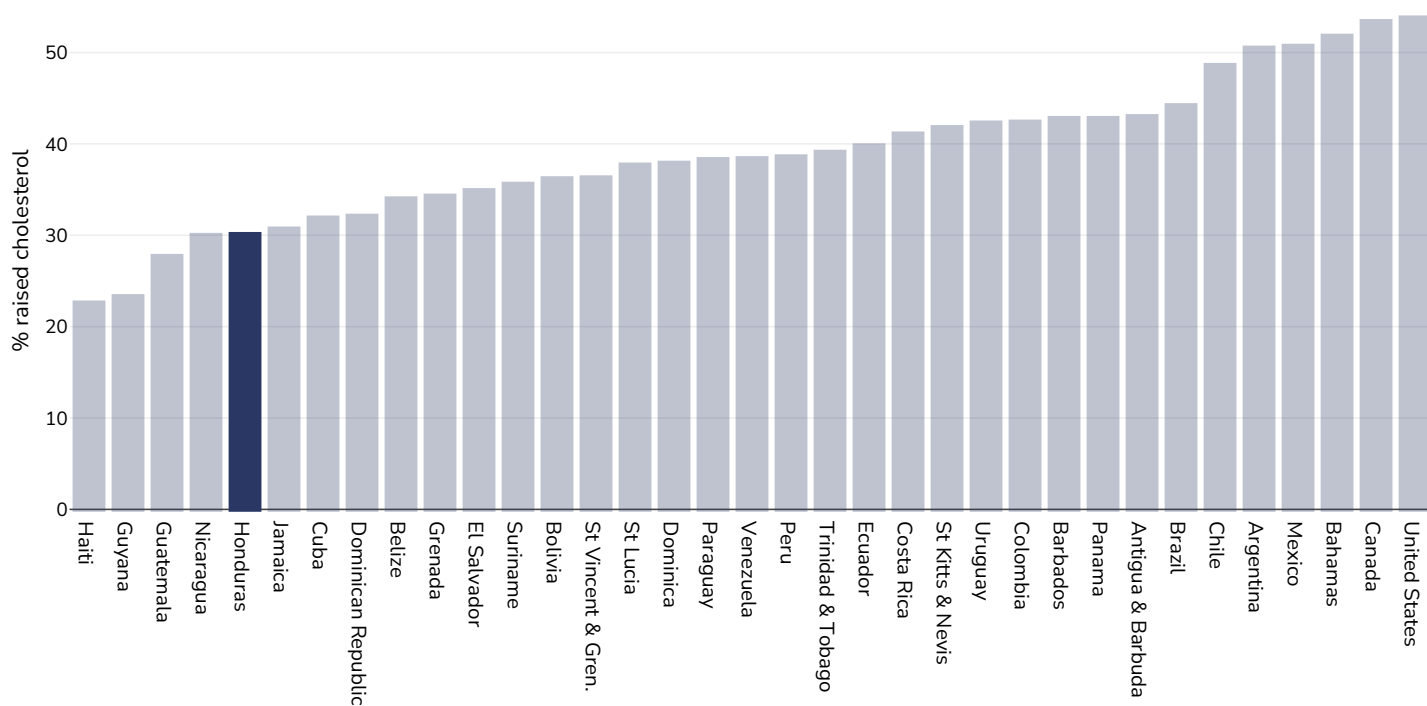
Global Health Observatory data repository, World Health Organisation,
<http://apps.who.int/gho/data/node.main.A875?lang=en>

Definitions:

Age Standardised estimated % Raised blood pressure 2015 (SBP>=140 OR DBP>=90).

Raised cholesterol

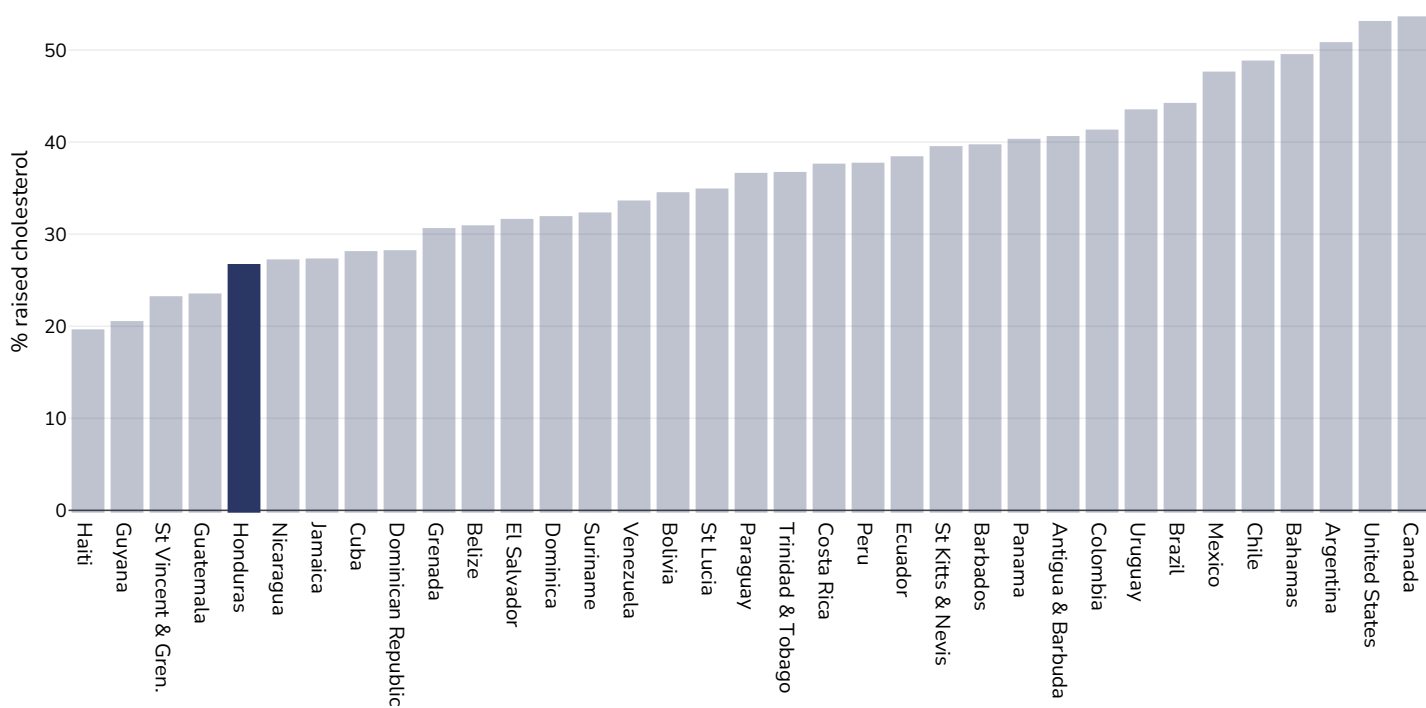
Adults, 2008



References: Global Health Observatory data repository, World Health Organisation, <http://apps.who.int/gho/data/node.main.A885>

Definitions: % Raised total cholesterol (≥ 5.0 mmol/L) (age-standardized estimate).

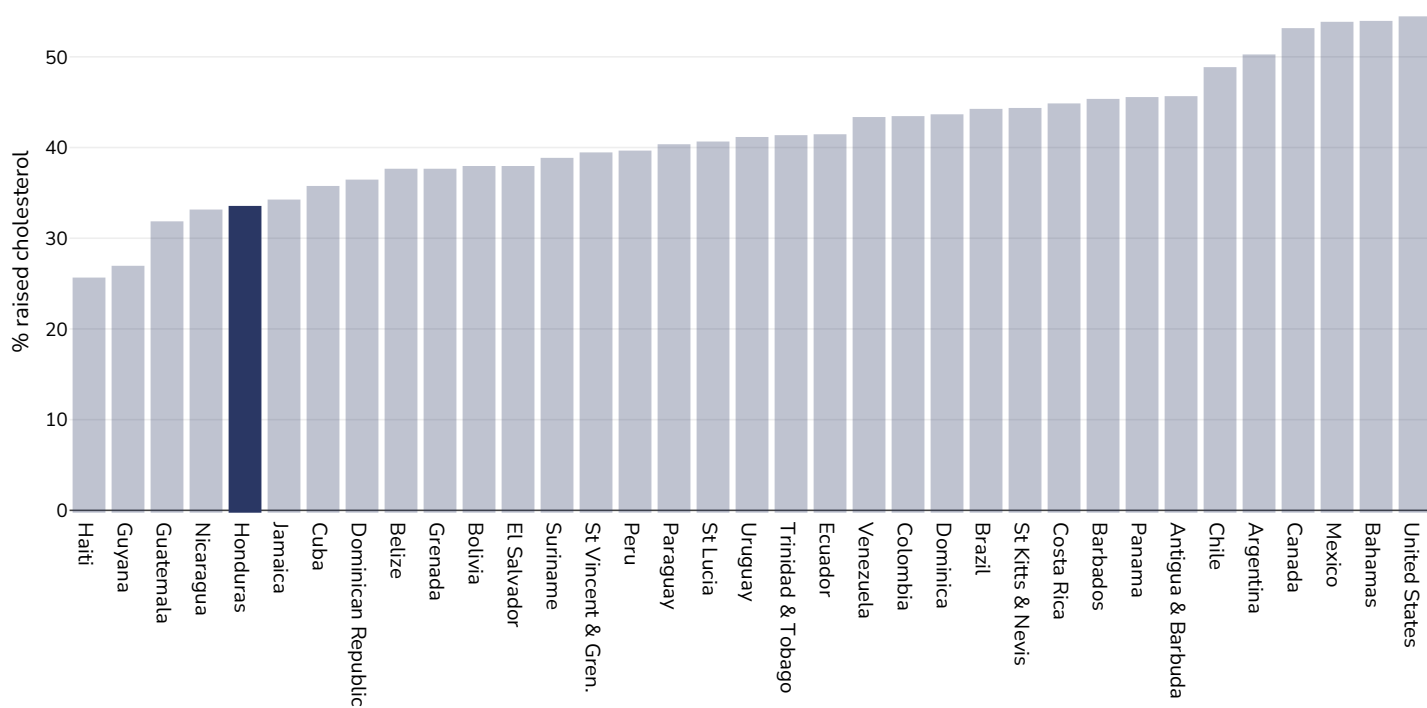
Men, 2008



References: Global Health Observatory data repository, World Health Organisation, <http://apps.who.int/gho/data/node.main.A885>

Definitions: % Raised total cholesterol (≥ 5.0 mmol/L) (age-standardized estimate).

Women, 2008

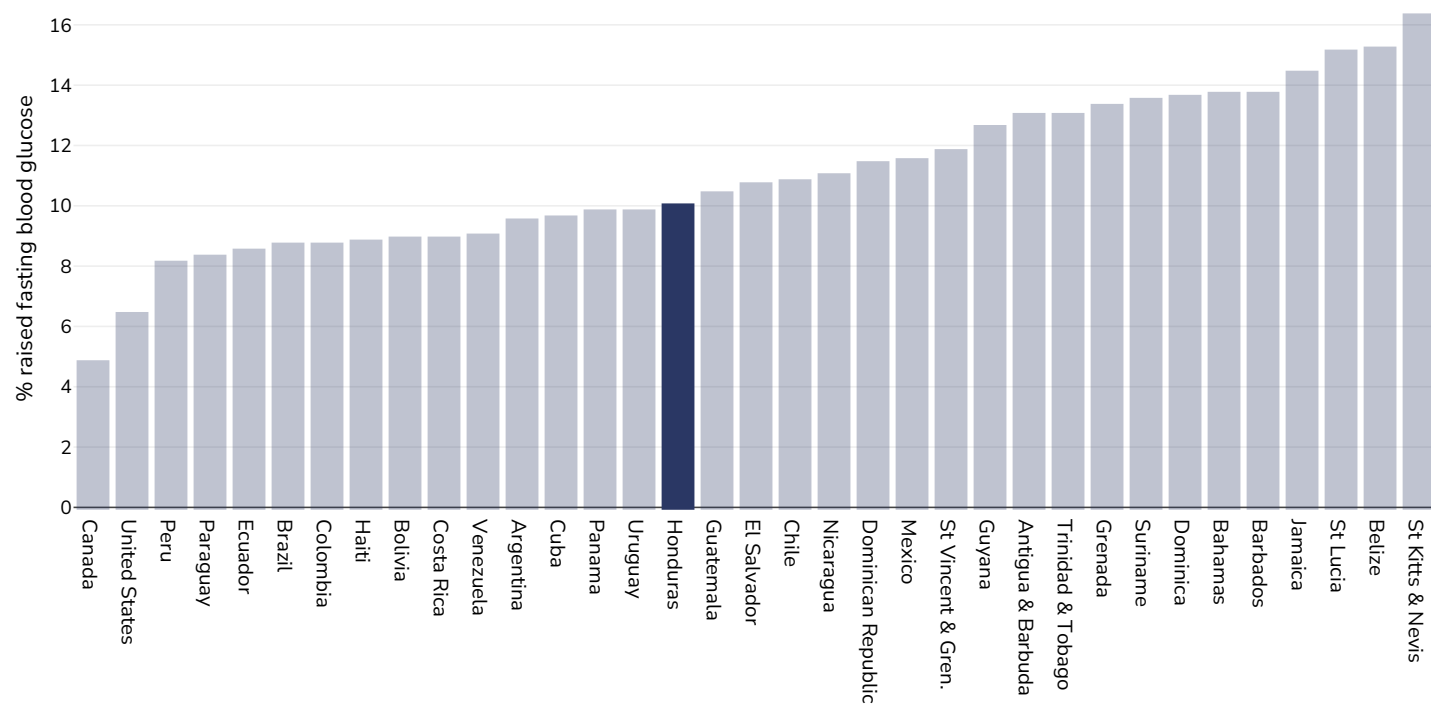


References: Global Health Observatory data repository, World Health Organisation, <http://apps.who.int/gho/data/node.main.A885>

Definitions: % Raised total cholesterol (≥ 5.0 mmol/L) (age-standardized estimate).

Raised fasting blood glucose

Men, 2014



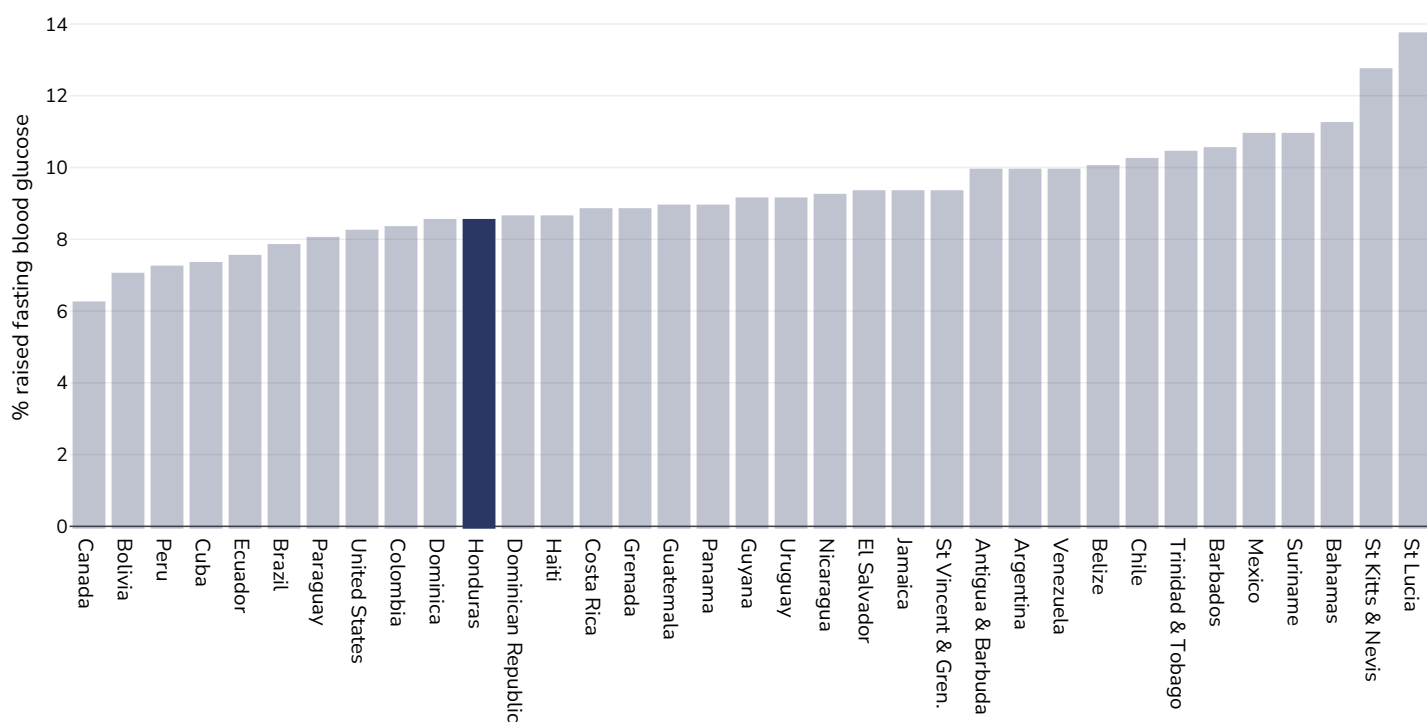
References:

Global Health Observatory data repository, World Health Organisation,
<http://apps.who.int/gho/data/node.main.A869?lang=en>

Definitions:

Age Standardised % raised fasting blood glucose (≥ 7.0 mmol/L or on medication).

Women, 2014



References:

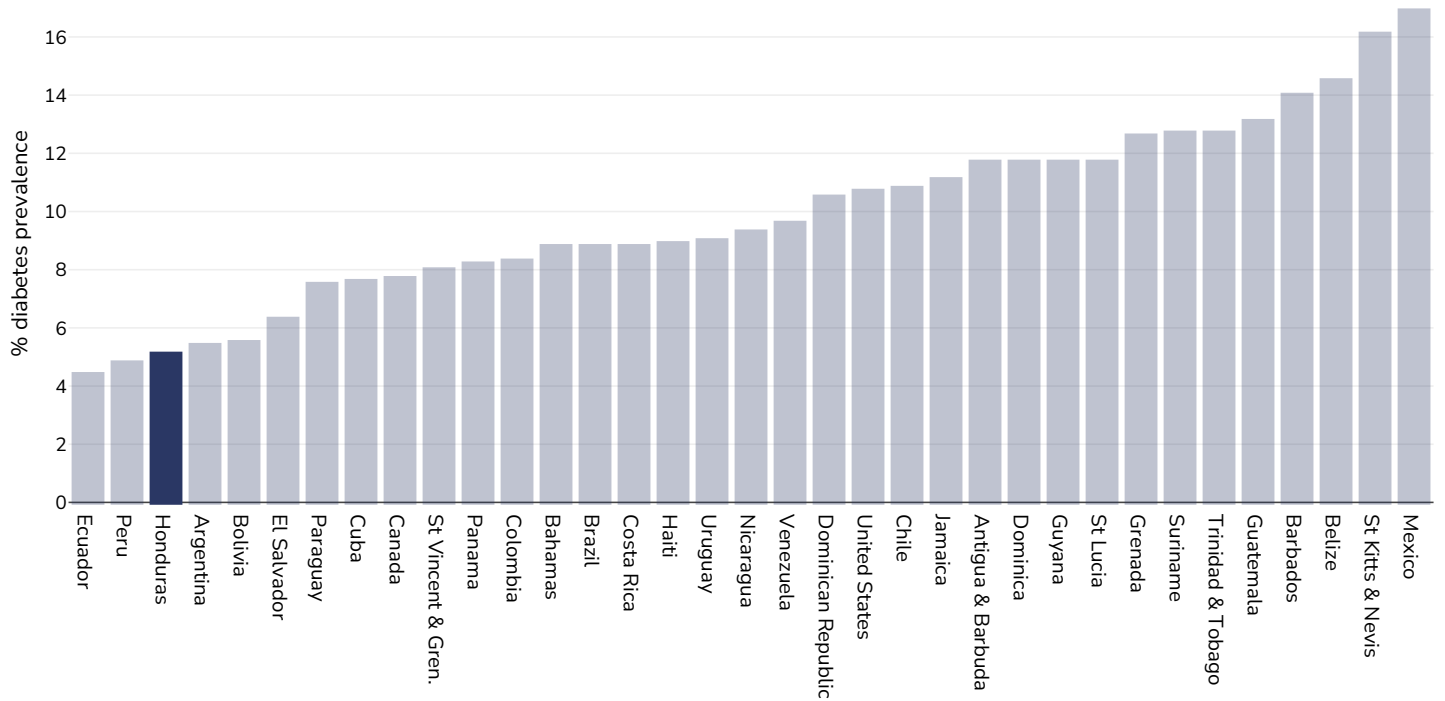
Global Health Observatory data repository, World Health Organisation,
<http://apps.who.int/gho/data/node.main.A869?lang=en>

Definitions:

Age Standardised % raised fasting blood glucose (≥ 7.0 mmol/L or on medication).

Diabetes prevalence

Adults, 2021



Age: 20-79

Area covered: National

References: Reproduced with kind permission International Diabetes Federation. IDF Diabetes Atlas, 10th edn. Brussels, Belgium:International Diabetes Federation, 2021. <http://www.diabetesatlas.org>

Definitions: Age-adjusted comparative prevalence of diabetes, %

Contextual factors

Disclaimer: These contextual factors should be interpreted with care. Results are updated as regularly as possible and use very specific criteria. The criteria used and full definitions are available for download at the bottom of this page.



Labelling

Is there mandatory nutrition labelling?	✓
Front-of-package labelling?	✗
Back-of-pack nutrition declaration?	✓
Color coding?	✗
Warning label?	✗



Regulation and marketing

Are there fiscal policies on unhealthy products?	✗
Tax on unhealthy foods?	✗
Tax on unhealthy drinks?	✗
Are there fiscal policies on healthy products?	✗
Subsidy on fruits?	✗
Subsidy on vegetables?	✗
Subsidy on other healthy products?	✗
Mandatory limit or ban of trans fat (all settings)?	✗
Mandatory limit of trans fats in place (all settings)?	✗
Ban on trans-fats or phos in place (all settings)?	✗
Are there any mandatory policies/marketing restrictions on the promotion of unhealthy food/drinks to children?	✗
Mandatory restriction on broadcast media?	✗
Mandatory restriction on non-broadcast media?	✗
Voluntary policies/marketing restrictions on the promotion of unhealthy food/drinks to children?	✗
Are there mandatory standards for food in schools?	✓
Are there any mandatory nutrient limits in any manufactured food products?	✓
Nutrition standards for public sector procurement?	✓



Political will and support

National obesity strategy or nutrition and physical activity national strategy?	✓
National obesity strategy?	✓
National childhood obesity strategy?	✓
Comprehensive nutrition strategy?	✓
Comprehensive physical activity strategy?	✓
Evidence-based dietary guidelines and/or RDAs?	✓
National target(s) on reducing obesity?	✓
Guidelines/policy on obesity treatment?	✗
Promotion of breastfeeding?	✓



Monitoring and surveillance

Monitoring of the prevalence and incidence for the main obesity-related NCDs and risk factors?	✓
Within 5 years?	✗



Governance and resource

Multi-sectoral national co-ordination mechanism for obesity or nutrition (including obesity)?	?
---	---

Key

✓ Present	✓ _v Present (voluntary)	✓ Incoming	✗ Absent	? Unknown
-----------	---------------------------------------	------------	----------	-----------

Last updated December 22, 2022

PDF created on June 2, 2024