

# Report card


## Haiti



| Contents   | Page |
|--|------|
| Obesity prevalence   | 2    |
| Trend: % Adults living with obesity in Haiti 1994-2016   | 5    |
| Trend: % Adults living with overweight or obesity in Haiti 1994-2016   | 6    |
| Trend: % Adults living with obesity in selected countries in the Americas Region 1960-2018, selected countries | 7    |
| Overweight/obesity by education  | 12   |
| Overweight/obesity by age  | 14   |
| Overweight/obesity by region   | 15   |
| Overweight/obesity by socio-economic group   | 18   |
| Estimated per capita fruit intake  | 20   |
| Estimated per-capita processed meat intake   | 21   |
| Estimated per capita whole grains intake   | 22   |
| Mental health - depression disorders   | 23   |
| Mental health - anxiety disorders  | 24   |
| % Infants exclusively breastfed 0-5 months   | 25   |
| Oesophageal cancer   | 26   |
| Breast cancer  | 28   |
| Colorectal cancer  | 29   |
| Pancreatic cancer  | 31   |
| Gallbladder cancer   | 33   |
| Kidney cancer  | 35   |
| Cancer of the uterus   | 37   |
| Raised blood pressure  | 38   |
| Raised cholesterol   | 41   |
| Raised fasting blood glucose   | 44   |
| Diabetes prevalence  | 46   |
| Contextual factors   | 47   |


## Obesity prevalence

### Women, 2016-2017



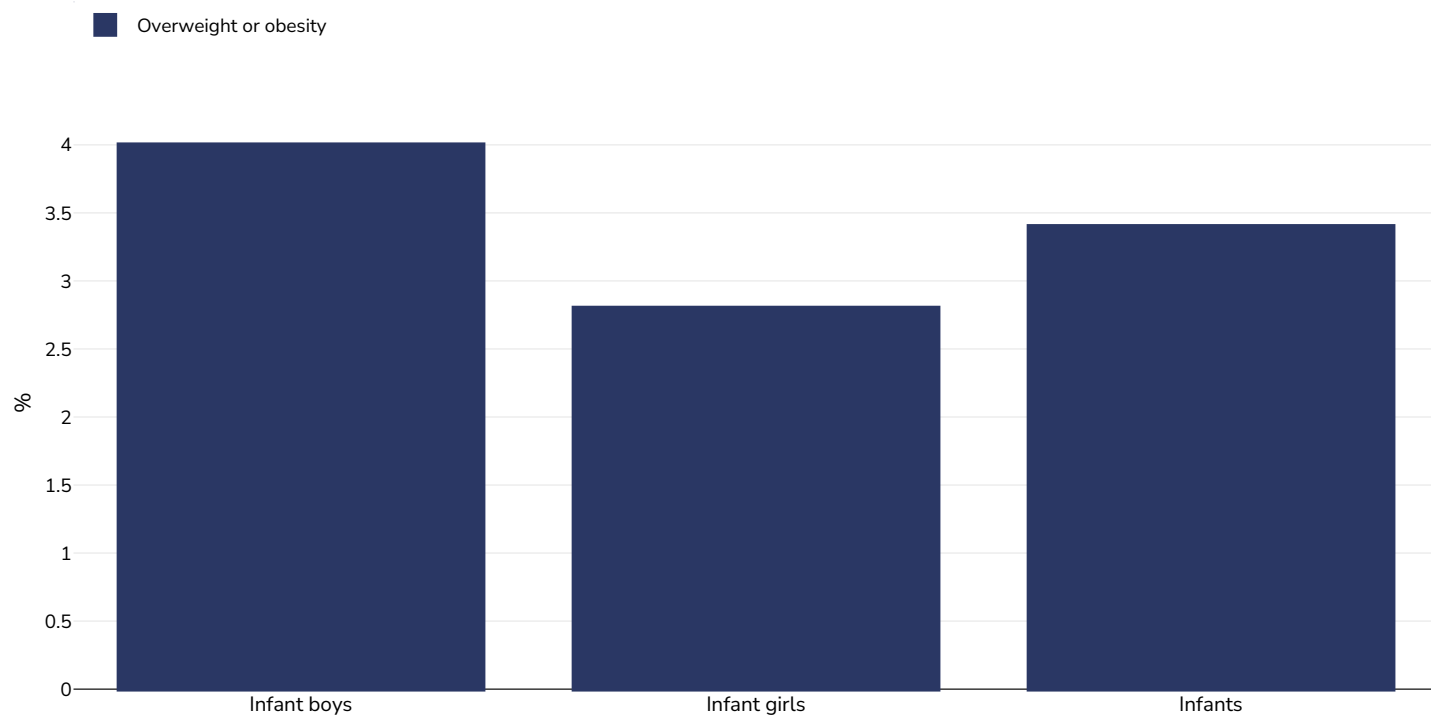
|               |   |
|---------------|---|
| Survey type:  | Measured  |
| Age:          | 15-49   |
| Sample size:  | 8903  |
| Area covered: | National  |
| References:   | Institut Haïtien de l'Enfance - IHE and ICF. 2018. Enquête Mortalité, Morbidité et Utilisation des Services - EMMUS-VI 2016-2017 Pétiion-Ville, Haïti, et Rockville, Maryland, USA : IHE et ICF.  |
| Notes:        | Demographic Health Survey data includes ever married women aged 15-49 years only and may include males aged 15-59.<br><i>Unless otherwise noted, overweight refers to a BMI between 25kg and 29.9kg/m<sup>2</sup>, obesity refers to a BMI greater than 30kg/m<sup>2</sup>.</i> |

## Girls, 2012



|               |   |
|---------------|---|
| Survey type:  | Measured  |
| Age:          | 15-19   |
| Sample size:  | 1804  |
| Area covered: | National  |
| References:   | Benedict, Rukundo K., Allison Schmale, and Sorrel Namaste. 2018. Adolescent Nutrition 2000-2017: DHS Data on Adolescents Age 15-19. DHS Comparative Report No. 47. Rockville, Maryland, USA: ICF. Cayemittes, Michel, Michelle Fatuma Busangu, Jean de Dieu Bizimana, Bernard Barrère, Blaise Sévère, Viviane Cayemittes and Emmanuel Charles. 2013. Enquête Mortalité, Morbidité et Utilisation des Services, Haïti, 2012. Calverton, Maryland, USA: Ministère de la Santé Publique et de la Population - MSPP/Haïti , l'Institut Haïtien de l'Enfance - IHE, and ICF International. |
| Definitions:  | BMI for age: between +1 SD and +2 SD is overweight and greater than +2 SD is obesity  |
| Cutoffs:      | WHO 2007  |

## Infants, 2016-2017



Age: 0-5

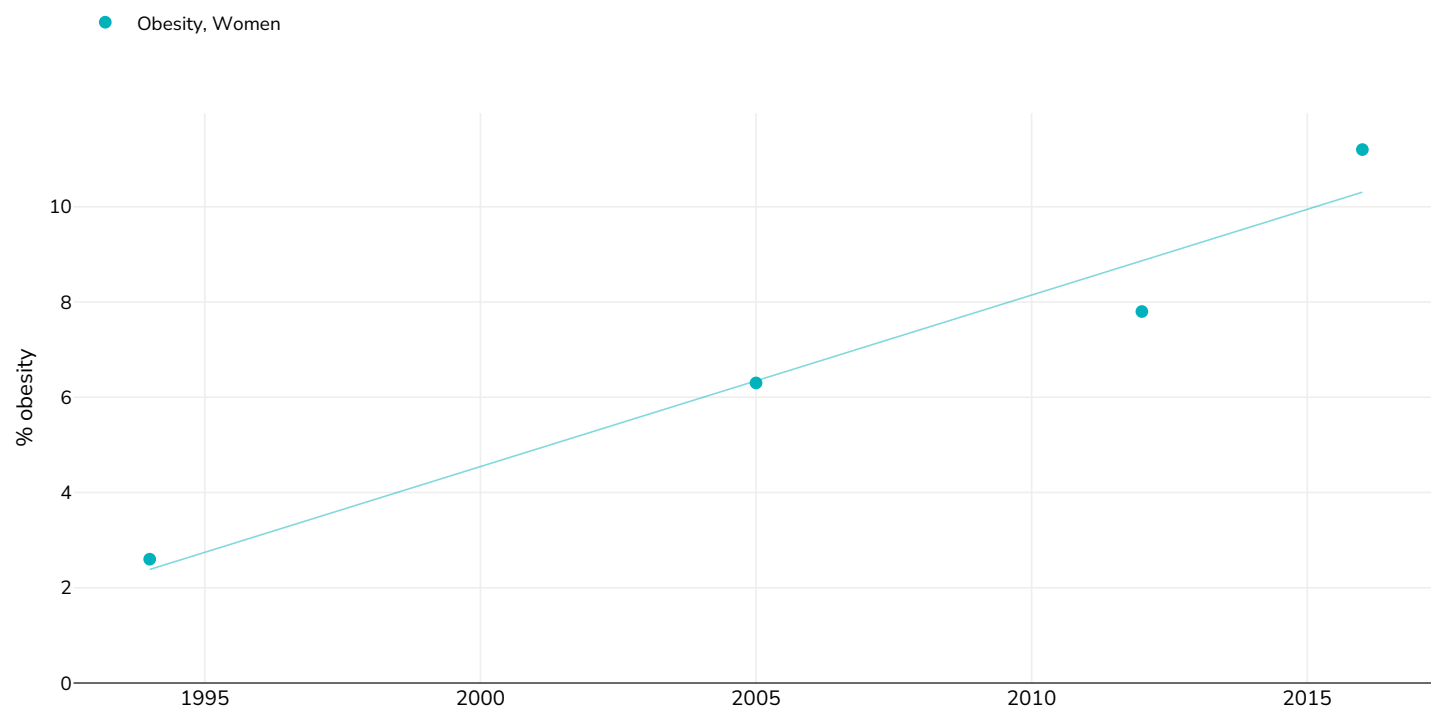
Sample size: 6589

References: DHS: Enquête Mortalité, Morbidité et Utilisation des Services (EMMUS-VI 2016-2017) Pétiion-Ville, Haïti, et Rockville, Maryland, USA : IHE et ICF

Notes: UNICEF/WHO/World Bank Joint Child Malnutrition Estimates Expanded Database: Overweight (Survey Estimates), May 2023, New York. For more information about the methodology, please consult <https://data.unicef.org/resources/jme-2023-country-consultations/> Percentage of children under 5 years of age falling above 2 standard deviations (moderate and severe) from the median weight-for-height of the reference population.

Definitions: =>+2SD

## % Adults living with obesity in Haiti 1994-2016



Survey type: Measured

References: 1994: Martorell R, Khan LK, Hughes ML, Grummer Strawn LM. Obesity in women from developing countries. EJCN (2000) 54;247-252

2005: Cayemittes, Michel, Marie Florence Placide, Soumaïla Mariko, Bernard Barrère, Blaise Sévère, and Canez Alexandre. 2007. Enquête Mortalité, Morbidité et Utilisation des Services, Haïti, 2005-2006. Calverton, Maryland, USA: Ministère de la Santé Publique et de la Population, Institut Haïtien de l'Enfance and Macro International.

2012: Cayemittes, Michel, Michelle Fatuma Busangu, Jean de Dieu Bizimana, Bernard Barrère, Blaise Sévère, Viviane Cayemittes and Emmanuel Charles. 2013. Enquête Mortalité, Morbidité et Utilisation des Services, Haïti, 2012. Calverton, Maryland, USA: Ministère de la Santé Publique et de la Population - MSPP/Haïti, l'Institut Haïtien de l'Enfance - IHE, and ICF International.

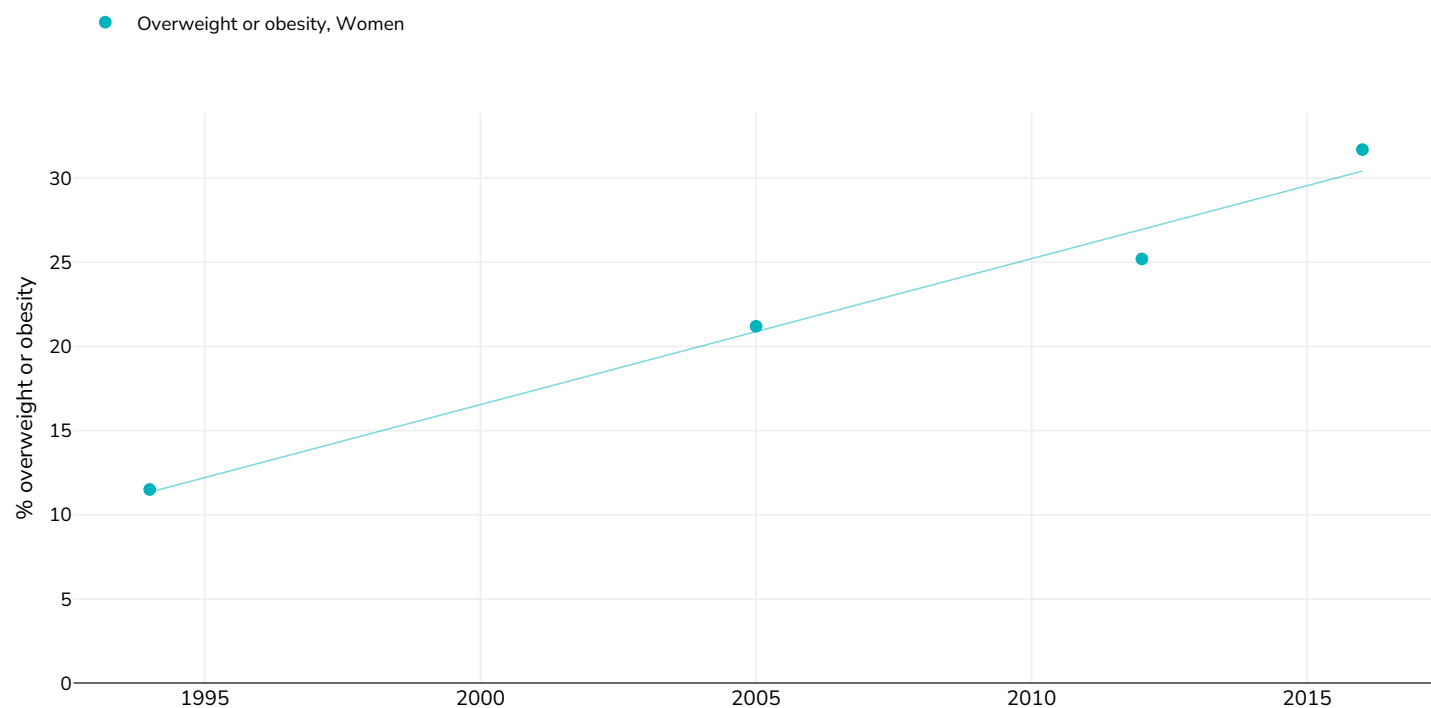
2016: Institut Haïtien de l'Enfance - IHE and ICF. 2018. Enquête Mortalité, Morbidité et Utilisation des Services - EMMUS-VI 2016-2017 Pétiion-Ville, Haïti, et Rockville, Maryland, USA : IHE et ICF.

Notes: Adults aged 15-49

*Unless otherwise noted, overweight refers to a BMI between 25kg and 29.9kg/m<sup>2</sup>, obesity refers to a BMI greater than 30kg/m<sup>2</sup>.*

*Different methodologies may have been used to collect this data and so data from different surveys may not be strictly comparable. Please check with original data sources for methodologies used.*

## % Adults living with overweight or obesity in Haiti 1994-2016



Survey type: Measured

References: 1994: Martorell R, Khan LK, Hughes ML, Grummer Strawn LM. Obesity in women from developing countries. EJCN (2000) 54;247-252

2005: Cayemittes, Michel, Marie Florence Placide, Soumaïla Mariko, Bernard Barrère, Blaise Sévère, and Canez Alexandre. 2007. Enquête Mortalité, Morbidité et Utilisation des Services, Haïti, 2005-2006. Calverton, Maryland, USA: Ministère de la Santé Publique et de la Population, Institut Haïtien de l'Enfance and Macro International.

2012: Cayemittes, Michel, Michelle Fatuma Busangu, Jean de Dieu Bizimana, Bernard Barrère, Blaise Sévère, Viviane Cayemittes and Emmanuel Charles. 2013. Enquête Mortalité, Morbidité et Utilisation des Services, Haïti, 2012. Calverton, Maryland, USA: Ministère de la Santé Publique et de la Population - MSPP/Haïti, l'Institut Haïtien de l'Enfance - IHE, and ICF International.

2016: Institut Haïtien de l'Enfance - IHE and ICF. 2018. Enquête Mortalité, Morbidité et Utilisation des Services - EMMUS-VI 2016-2017 Pétiion-Ville, Haïti, et Rockville, Maryland, USA : IHE et ICF.

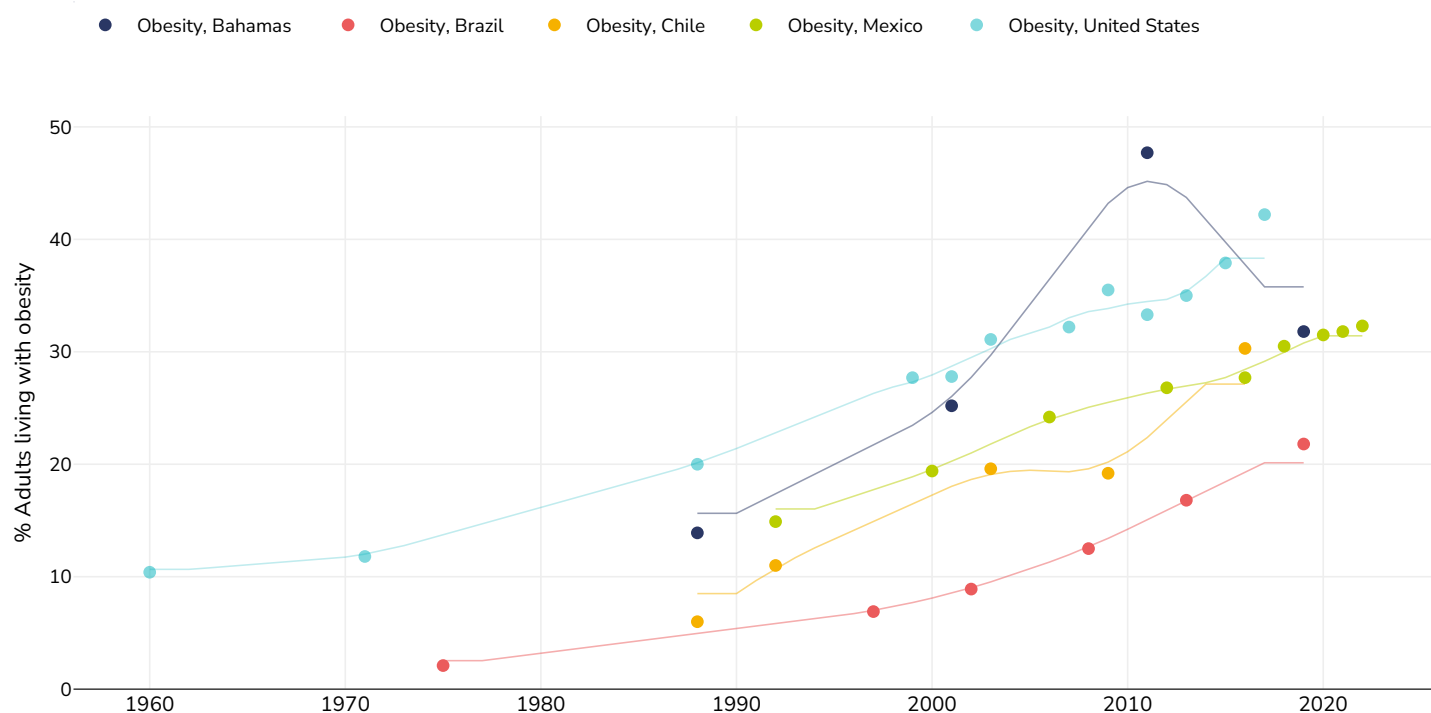
Notes: Adults aged 15-49

*Unless otherwise noted, overweight refers to a BMI between 25kg and 29.9kg/m<sup>2</sup>, obesity refers to a BMI greater than 30kg/m<sup>2</sup>.*

*Different methodologies may have been used to collect this data and so data from different surveys may not be strictly comparable. Please check with original data sources for methodologies used.*

**% Adults living with obesity in selected countries in the Americas Region  
1960-2018, selected countries**

## Men



References:

1960, 1971, 1973, 1976, 1988, 1991: Flegal KM, Carroll MD, Kuczmarski RJ, Johnson CL. Overweight and obesity in the United States: prevalence and trends, 1960-1994. *International Journal of Obesity* (1998);22:39-47

1975: Monteiro CA, Conde WL, Popking BM. Is obesity replacing or adding to undernutrition? Evidence from different social classes in Brazil. *2002. Public Health Nutrition*:51(1A), 105-112

1992: Arroyo et al. Prevalence of Pre-Obesity and Obesity in Urban Adult Mexicans in Comparison with other Large Surveys. *Obesity Research*. 2000;8:179-185

1994, 1995: Martorell R, Khan LK, Hughes ML, Grummer Strawn LM. Obesity in women from developing countries. *EJCN* (2000) 54:247-252

1997: Filozof C, Gonzales C, Sereday M, Mazza C, Braguinsky J. Obesity prevalence and trends in Latin American countries. *Obesity Reviews*, 2001;2:99-196

1998: Instituto Nacional de Estadística - INE/Guatemala and Macro International. 1999. Guatemala Encuesta Nacional de Salud Materno Infantil 1998-1999. Calverton, Maryland, USA: Instituto Nacional de Estadística - INE/Guatemala and Macro International.

1999: Centres for Disease Control and Prevention. <http://www.cdc.gov/>

2000: SCN (2004). 5th Report on the World Nutrition Situation. Nutrition for Improved Development Outcomes. Appendix 11

2001: N Brathwaite, A Brathwaite, M Taylor. The Socio-economic Determinants of Obesity in Adults in the Bahamas. *West Indian Med J* 2011; 60 (4): 434

2002: Monteiro CA, Conde WL and Popkin BA. (2007). Income-specific trends in obesity in Brazil: 1975 - 2003. *American Journal of Public Health*, 97 (10): 1808 - 1812.

2003: Ogden CL, Carroll MD, Curtin LR, McDowell MA, Tabak CJ, & Flegal KM. (2006). Prevalence of Overweight and Obesity in the United States, 1999-2004. *The Journal of the American Medical Association*, Vol 295(13):1549 - 1555.

2005: 1st Argentinian National Survey of Risk Factors (Encuesta Nacional de Factores de Riesgo). Results from 1-3rd survey reported in the 4th survey report: [https://www.indec.gov.ar/ftp/cuadros/publicaciones/enfr\\_2018\\_resultados\\_definitivos.pdf](https://www.indec.gov.ar/ftp/cuadros/publicaciones/enfr_2018_resultados_definitivos.pdf)

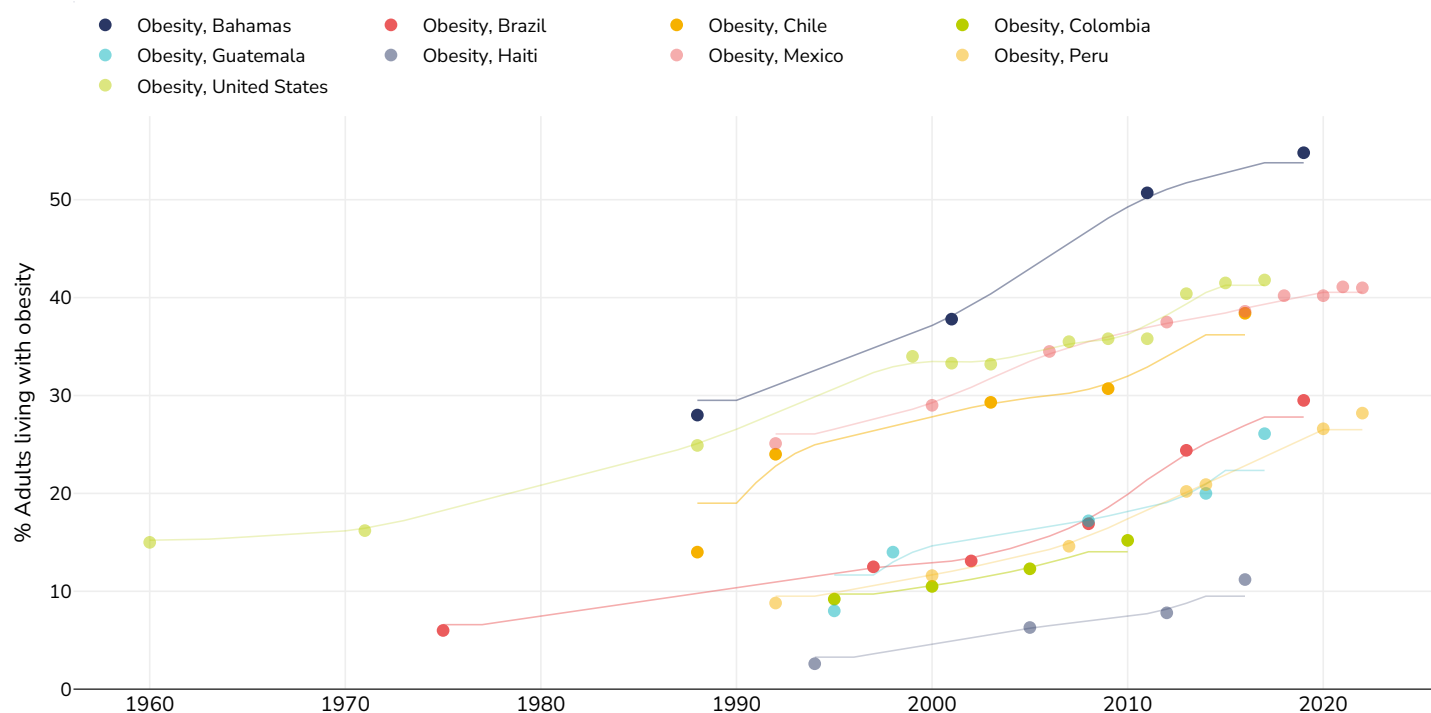
2006: Olaiz-Fernández G, Rivera-Dommarco J, Shamah-Levy T, Rojas R, Villalpando-Hernández S, Hernández-Avila M, Sepúlveda-Amor J. Encuesta Nacional de Salud y Nutrición 2006. Cuernavaca, México: Instituto Nacional de Salud Pública, 2006. (National Health and Nutrition Survey 2006)



*Different methodologies may have been used to collect this data and so data from different surveys may not be strictly comparable. Please check with original data sources for methodologies used.*

---

## Women



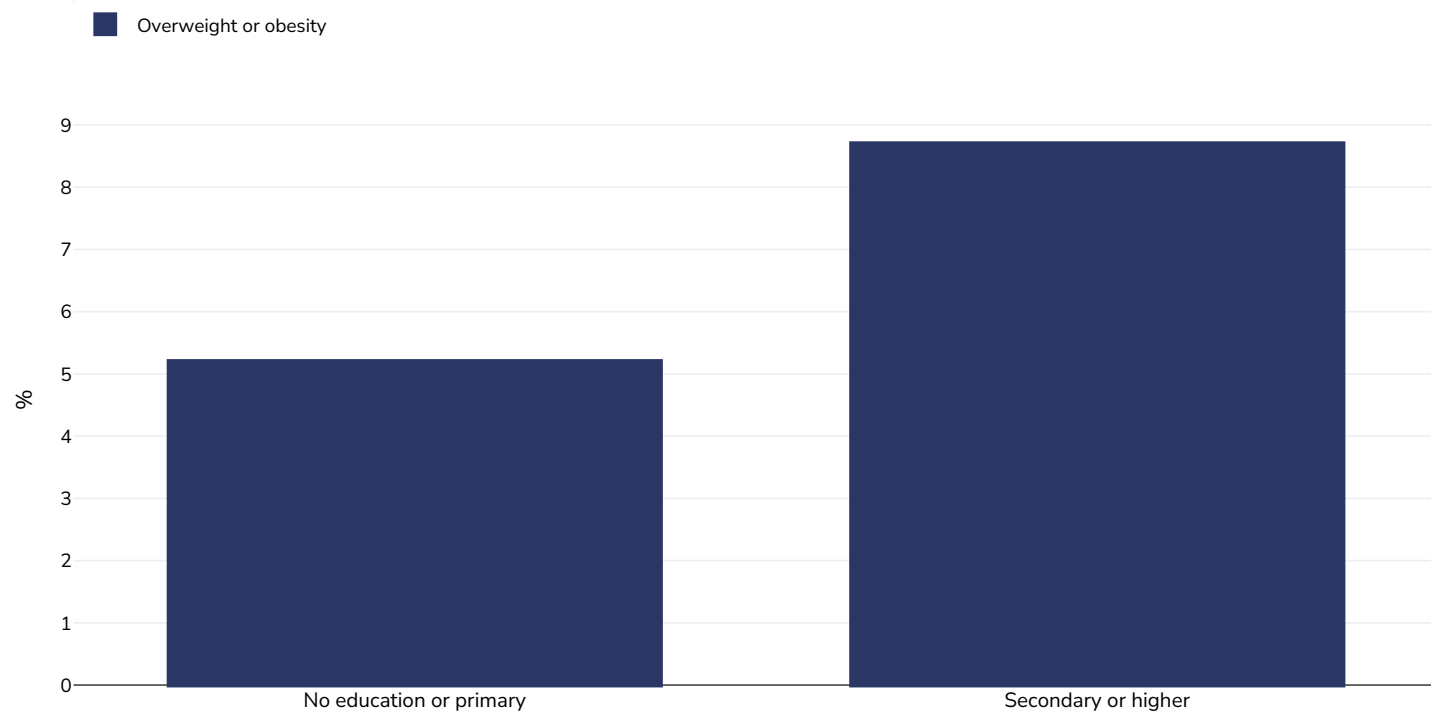
- References:
- 1960, 1971, 1973, 1976, 1988, 1991: Flegal KM, Carroll MD, Kuczmarski RJ, Johnson CL. Overweight and obesity in the United States: prevalence and trends, 1960-1994. *International Journal of Obesity* (1998);22:39-47
- 1975: Monteiro CA, Conde WL, Popking BM. Is obesity replacing or adding to undernutrition? Evidence from different social classes in Brazil. *2002. Public Health Nutrition*:51(1A), 105-112
- 1992: Arroyo et al. Prevalence of Pre-Obesity and Obesity in Urban Adult Mexicans in Comparison with other Large Surveys. *Obesity Research*. 2000;8:179-185
- 1994, 1995: Martorell R, Khan LK, Hughes ML, Grummer Strawn LM. Obesity in women from developing countries. *EJCN* (2000) 54:247-252
- 1997: Filozof C, Gonzales C, Sereday M, Mazza C, Braguinsky J. Obesity prevalence and trends in Latin American countries. *Obesity Reviews*, 2001;2:99-196
- 1998: Instituto Nacional de Estadística - INE/Guatemala and Macro International. 1999. Guatemala Encuesta Nacional de Salud Materno Infantil 1998-1999. Calverton, Maryland, USA: Instituto Nacional de Estadística - INE/Guatemala and Macro International.
- 1999: Centres for Disease Control and Prevention. <http://www.cdc.gov/>
- 2000: SCN (2004). 5th Report on the World Nutrition Situation. Nutrition for Improved Development Outcomes. Appendix 11
- 2001: N Brathwaite, A Brathwaite, M Taylor. The Socio-economic Determinants of Obesity in Adults in the Bahamas. *West Indian Med J* 2011; 60 (4): 434
- 2002: Monteiro CA, Conde WL and Popkin BA. (2007). Income-specific trends in obesity in Brazil: 1975 - 2003. *American Journal of Public Health*, 97 (10): 1808 - 1812.
- 2003: Ogden CL, Carroll MD, Curtin LR, McDowell MA, Tabak CJ, & Flegal KM. (2006). Prevalence of Overweight and Obesity in the United States, 1999-2004. *The Journal of the American Medical Association*, Vol 295(13):1549 - 1555.
- 2005: 1st Argentinian National Survey of Risk Factors (Encuesta Nacional de Factores de Riesgo). Results from 1-3rd survey reported in the 4th survey report: [https://www.indec.gov.ar/ftp/cuadros/publicaciones/enfr\\_2018\\_resultados\\_definitivos.pdf](https://www.indec.gov.ar/ftp/cuadros/publicaciones/enfr_2018_resultados_definitivos.pdf)
- 2006: Olaiz-Fernández G, Rivera-Dommarco J, Shamah-Levy T, Rojas R, Villalpando-Hernández S, Hernández-Avila M, Sepúlveda-Amor J. Encuesta Nacional de Salud y Nutrición 2006. Cuernavaca, México: Instituto Nacional de Salud Pública, 2006. (National Health and Nutrition Survey 2006)

*Different methodologies may have been used to collect this data and so data from different surveys may not be strictly comparable. Please check with original data sources for methodologies used.*

---

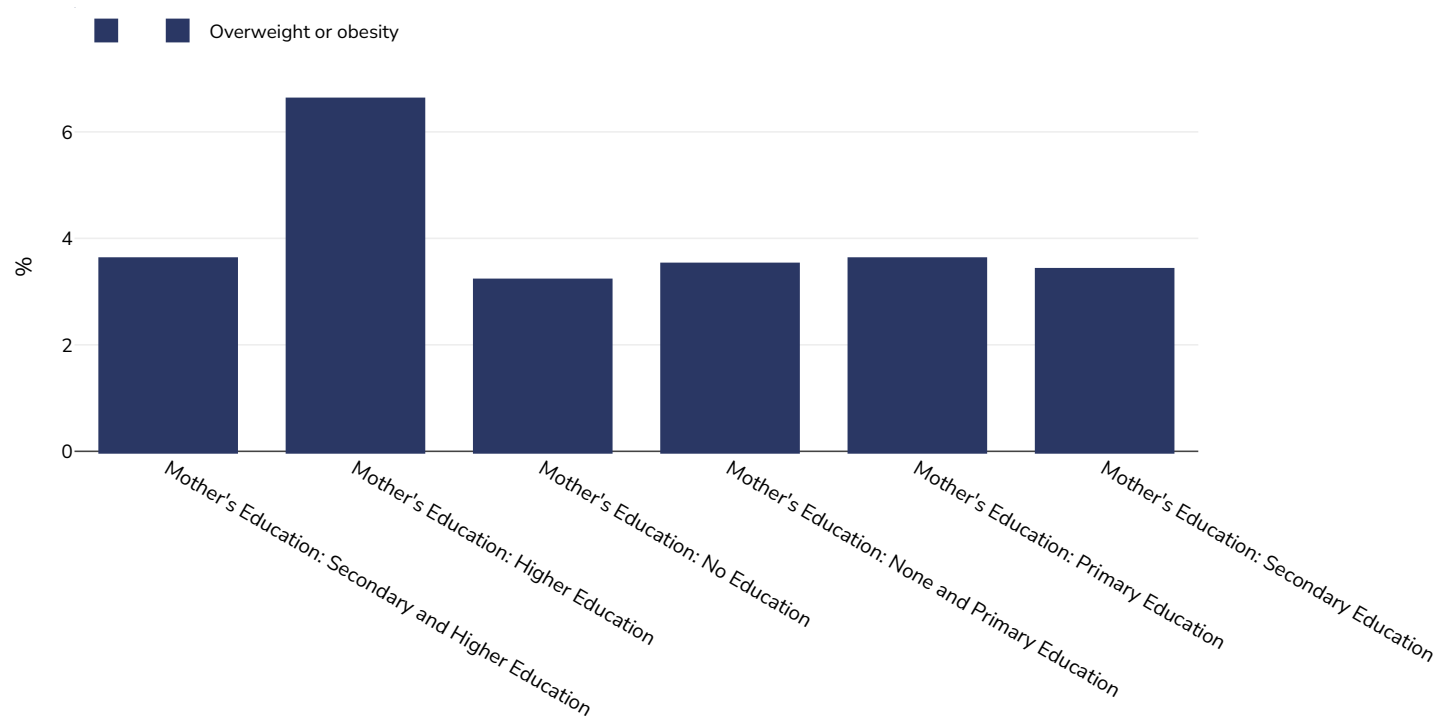
## Overweight/obesity by education

### Girls, 2012



|               |   |
|---------------|---|
| Survey type:  | Measured  |
| Age:          | 15-19   |
| Sample size:  | 1805  |
| Area covered: | National  |
| References:   | Benedict, Rukundo K., Allison Schmale, and Sorrel Namaste. 2018. Adolescent Nutrition 2000-2017: DHS Data on Adolescents Age 15-19. DHS Comparative Report No. 47. Rockville, Maryland, USA: ICF. Cayemittes, Michel, Michelle Fatuma Busangu, Jean de Dieu Bizimana, Bernard Barrère, Blaise Sévère, Viviane Cayemittes and Emmanuel Charles. 2013. Enquête Mortalité, Morbidité et Utilisation des Services, Haïti, 2012. Calverton, Maryland, USA: Ministère de la Santé Publique et de la Population - MSPP/Haïti , l'Institut Haïtien de l'Enfance - IHE, and ICF International. |
| Definitions:  | BMI for age: between +1 SD and +2 SD is overweight and greater than +2 SD is obesity  |
| Cutoffs:      | WHO 2007  |

## Infants, 2016-2017



Sample size: 6589

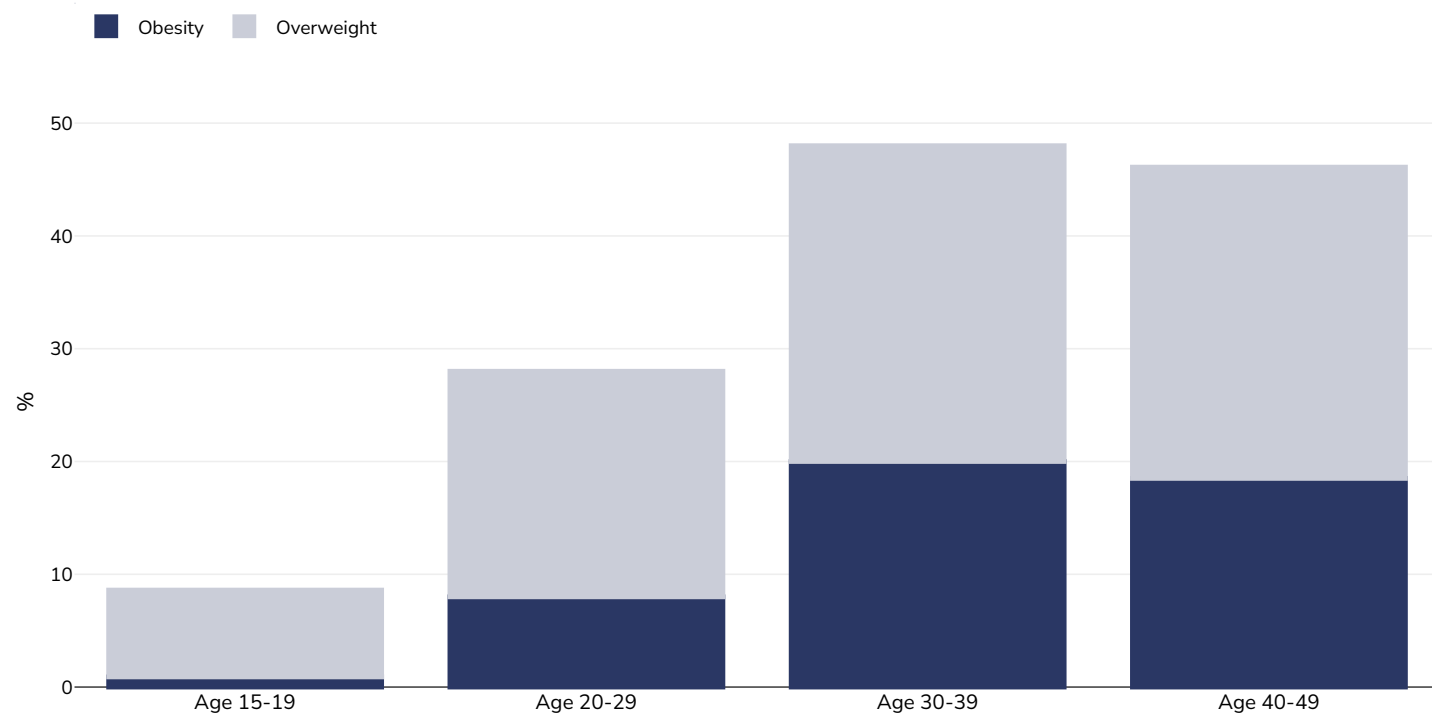
References: DHS: Enquête Mortalité, Morbidité et Utilisation des Services (EMMUS-VI 2016-2017) Pétiön-Ville, Haïti, et Rockville, Maryland, USA : IHE et ICF

Notes: UNICEF/WHO/World Bank Joint Child Malnutrition Estimates Expanded Database: Overweight (Survey Estimates), May 2023, New York. For more information about the methodology, please consult <https://data.unicef.org/resources/jme-2023-country-consultations/> Percentage of children under 5 years of age falling above 2 standard deviations (moderate and severe) from the median weight-for-height of the reference population.

Definitions: =>+2SD

## Overweight/obesity by age

### Women, 2016-2017



Survey type: Measured

Sample size: 8903

Area covered: National

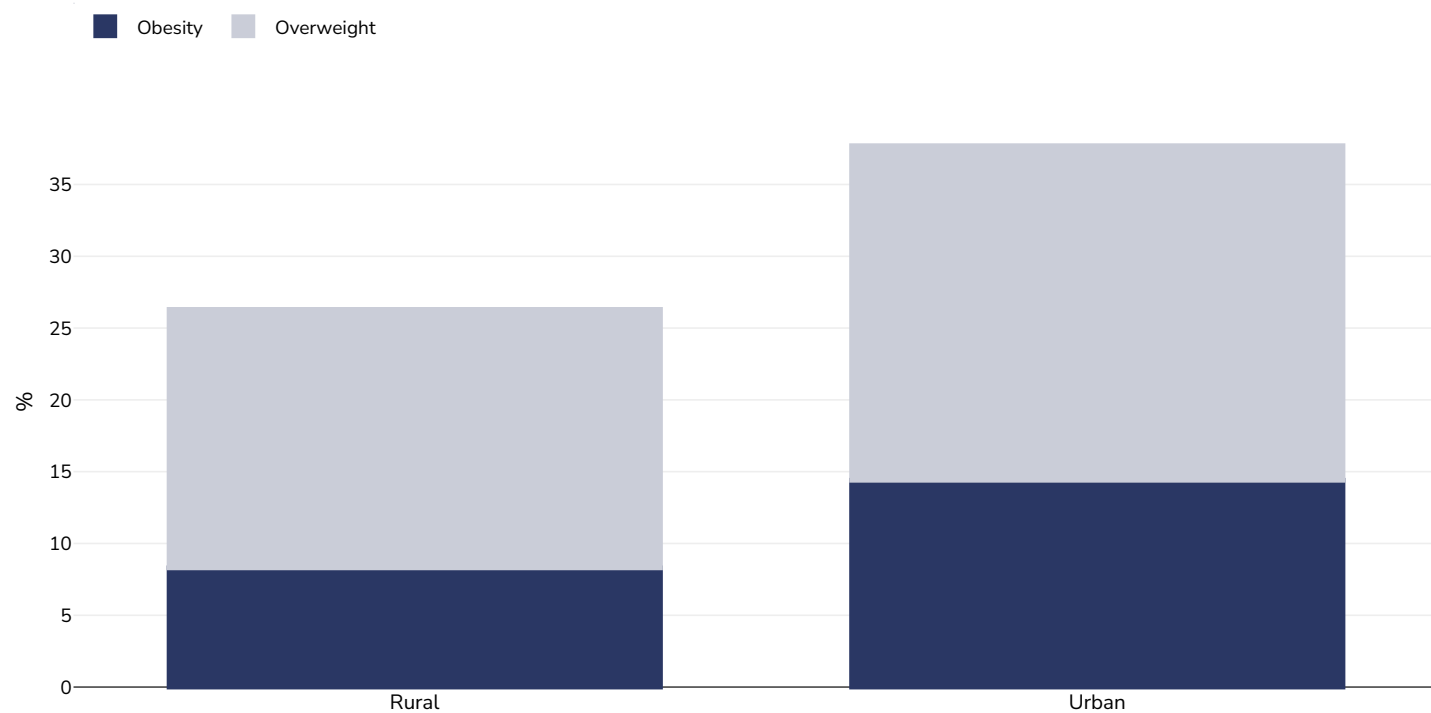
References: Institut Haïtien de l'Enfance - IHE and ICF. 2018. Enquête Mortalité, Morbidité et Utilisation des Services - EMMUS-VI 2016-2017 Pétiion-Ville, Haïti, et Rockville, Maryland, USA : IHE et ICF.

Notes: Demographic Health Survey data includes ever married women aged 15-49 years only and may include males aged 15-59.

*Unless otherwise noted, overweight refers to a BMI between 25kg and 29.9kg/m<sup>2</sup>, obesity refers to a BMI greater than 30kg/m<sup>2</sup>.*

## Overweight/obesity by region

### Women, 2016-2017



Survey type: Measured

Age: 15-49

Sample size: 8903

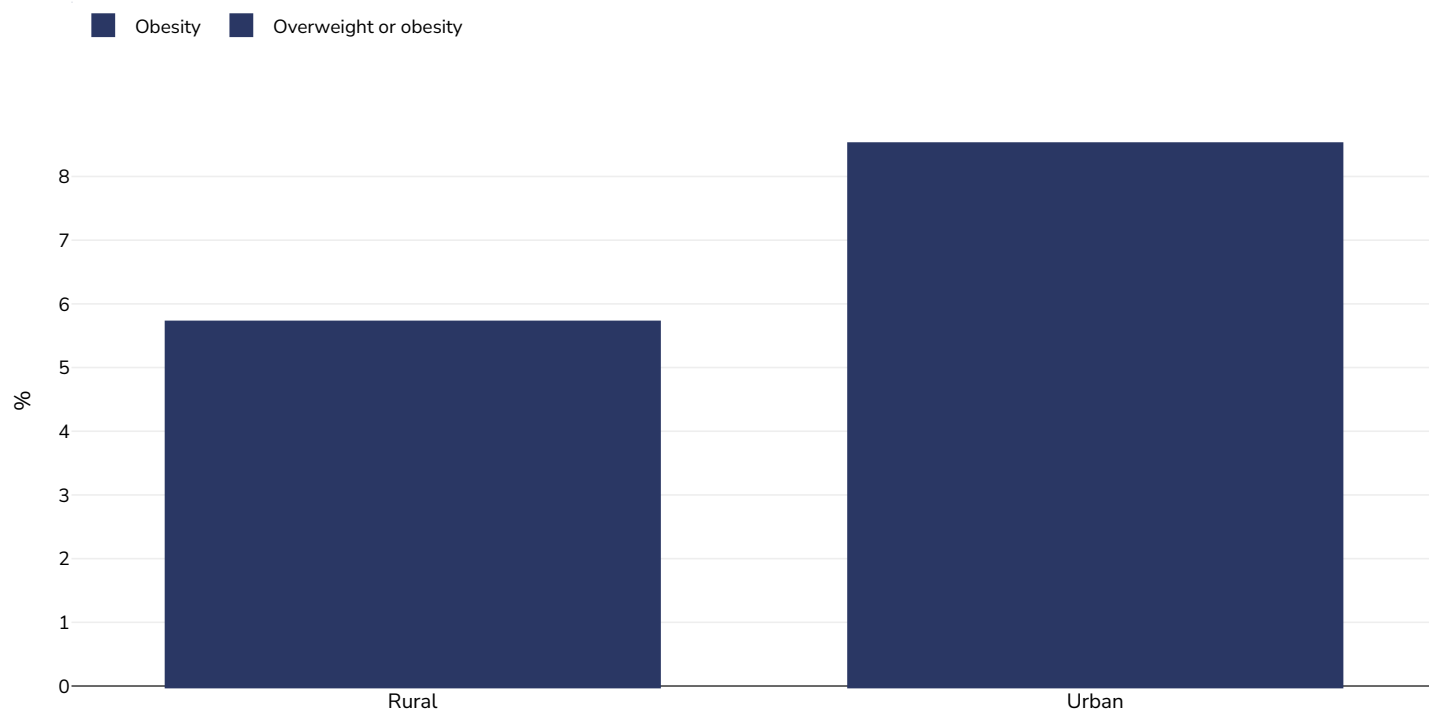
Area covered: National

References: Institut Haïtien de l'Enfance - IHE and ICF. 2018. Enquête Mortalité, Morbidité et Utilisation des Services - EMMUS-VI 2016-2017 Pétiion-Ville, Haïti, et Rockville, Maryland, USA : IHE et ICF.

Notes: Demographic Health Survey data includes ever married women aged 15-49 years only and may include males aged 15-59.

*Unless otherwise noted, overweight refers to a BMI between 25kg and 29.9kg/m<sup>2</sup>, obesity refers to a BMI greater than 30kg/m<sup>2</sup>.*

## Girls, 2012



Survey type: Measured

Age: 15-19

Sample size: 1804

Area covered: National

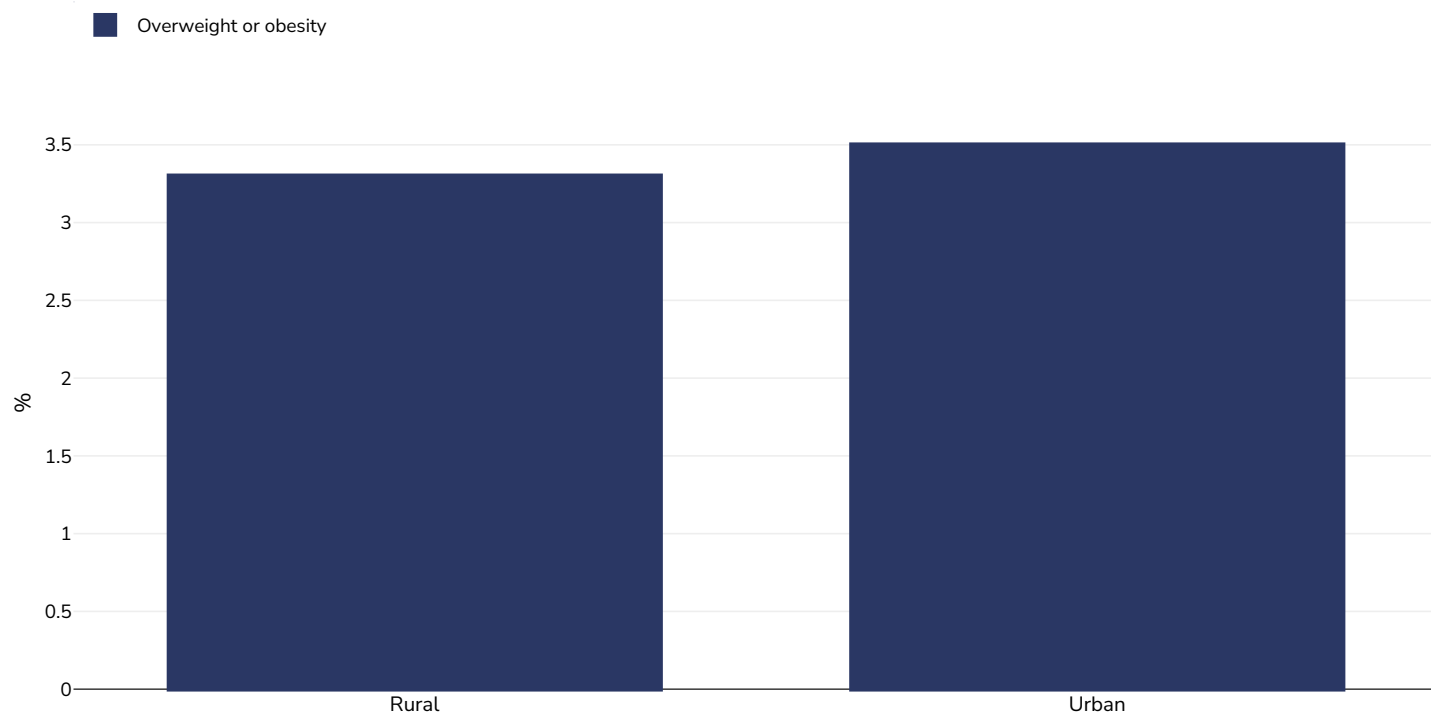
References: Benedict, Rukundo K., Allison Schmale, and Sorrel Namaste. 2018. Adolescent Nutrition 2000-2017: DHS Data on Adolescents Age 15-19. DHS Comparative Report No. 47. Rockville, Maryland, USA: ICF. Cayemittes, Michel, Michelle Fatuma Busangu, Jean de Dieu Bizimana, Bernard Barrère, Blaise Sévère, Viviane Cayemittes and Emmanuel Charles. 2013. Enquête Mortalité, Morbidité et Utilisation des Services, Haïti, 2012. Calverton, Maryland, USA: Ministère de la Santé Publique et de la Population - MSPP/Haïti , l'Institut Haïtien de l'Enfance - IHE, and ICF International.

Definitions: BMI for age: between +1 SD and +2 SD is overweight and greater than +2 SD is obesity

Cutoffs: WHO 2007



## Infants, 2016-2017



Sample size: 6589

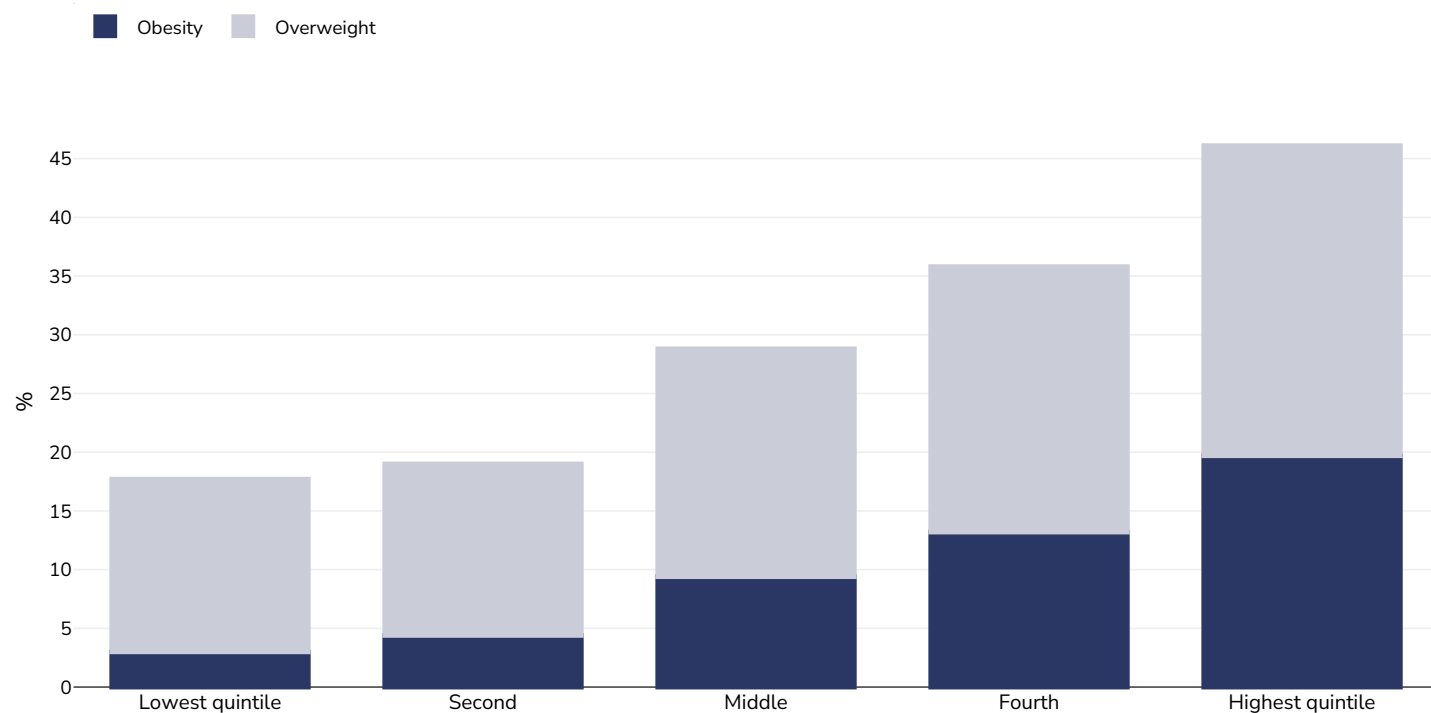
References: DHS: Enquête Mortalité, Morbidité et Utilisation des Services (EMMUS-VI 2016-2017) Pétiion-Ville, Haïti, et Rockville, Maryland, USA : IHE et ICF

Notes: UNICEF/WHO/World Bank Joint Child Malnutrition Estimates Expanded Database: Overweight (Survey Estimates), May 2023, New York. For more information about the methodology, please consult <https://data.unicef.org/resources/jme-2023-country-consultations/> Percentage of children under 5 years of age falling above 2 standard deviations (moderate and severe) from the median weight-for-height of the reference population.

Definitions: =>+2SD

## Overweight/obesity by socio-economic group

### Women, 2016-2017



Survey type: Measured

Age: 15-49

Sample size: 8903

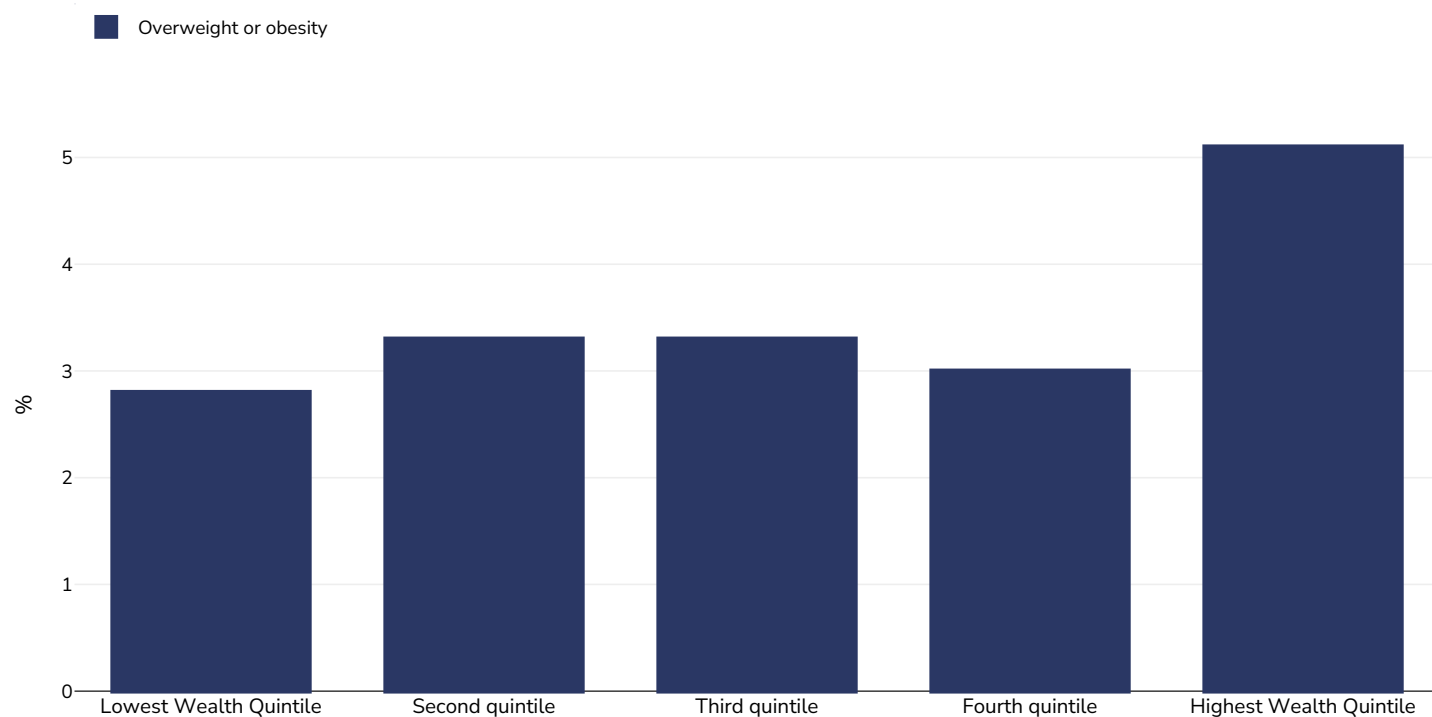
Area covered: National

References: Institut Haïtien de l'Enfance - IHE and ICF. 2018. Enquête Mortalité, Morbidité et Utilisation des Services - EMMUS-VI 2016-2017 Pétion-Ville, Haïti, et Rockville, Maryland, USA : IHE et ICF.

Notes: Demographic Health Survey data includes ever married women aged 15-49 years only and may include males aged 15-59.

*Unless otherwise noted, overweight refers to a BMI between 25kg and 29.9kg/m<sup>2</sup>, obesity refers to a BMI greater than 30kg/m<sup>2</sup>.*

## Infants, 2016-2017



Sample size: 6589

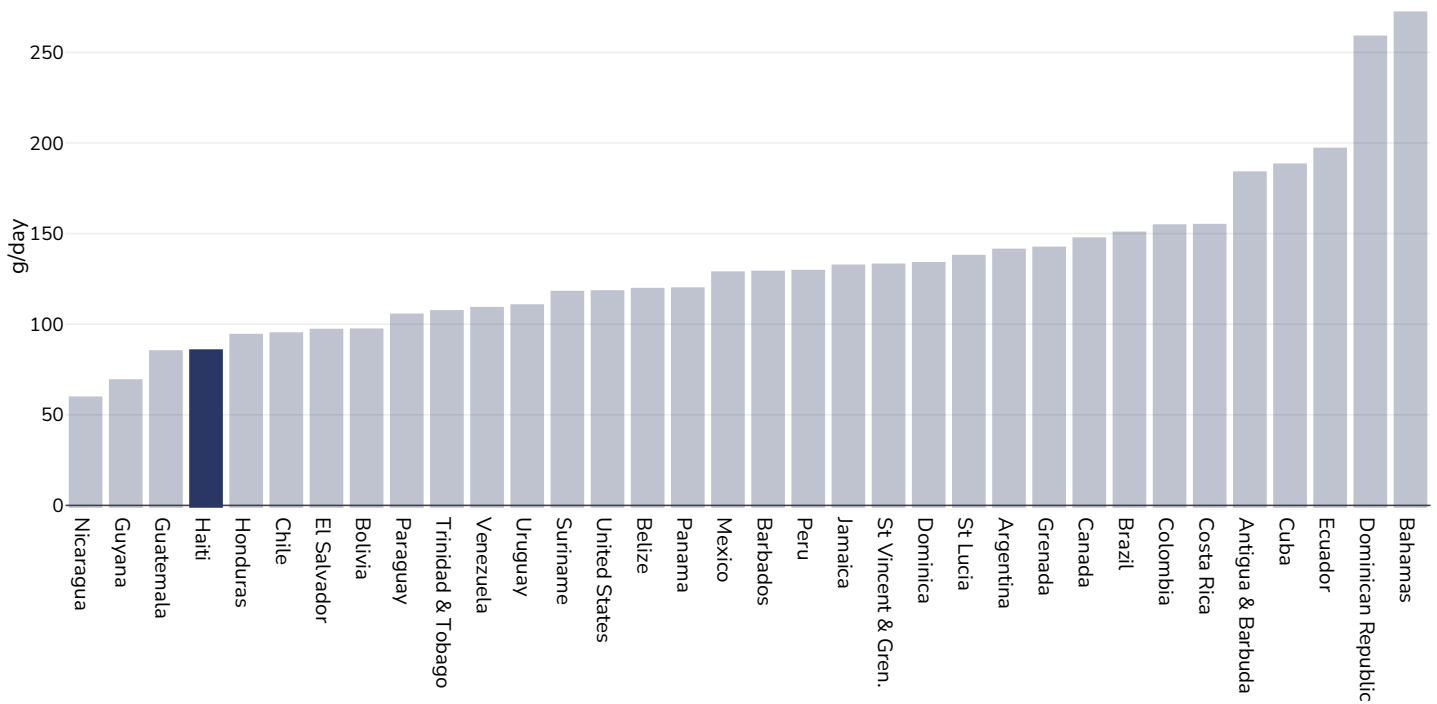
References: DHS: Enquête Mortalité, Morbidité et Utilisation des Services (EMMUS-VI 2016-2017) Pétiön-Ville, Haïti, et Rockville, Maryland, USA : IHE et ICF

Notes: UNICEF/WHO/World Bank Joint Child Malnutrition Estimates Expanded Database: Overweight (Survey Estimates), May 2023, New York. For more information about the methodology, please consult <https://data.unicef.org/resources/jme-2023-country-consultations/> Percentage of children under 5 years of age falling above 2 standard deviations (moderate and severe) from the median weight-for-height of the reference population.

Definitions: =>+2SD

## Estimated per capita fruit intake

### Adults, 2017



Survey type:

Measured

Age:

25+

References:

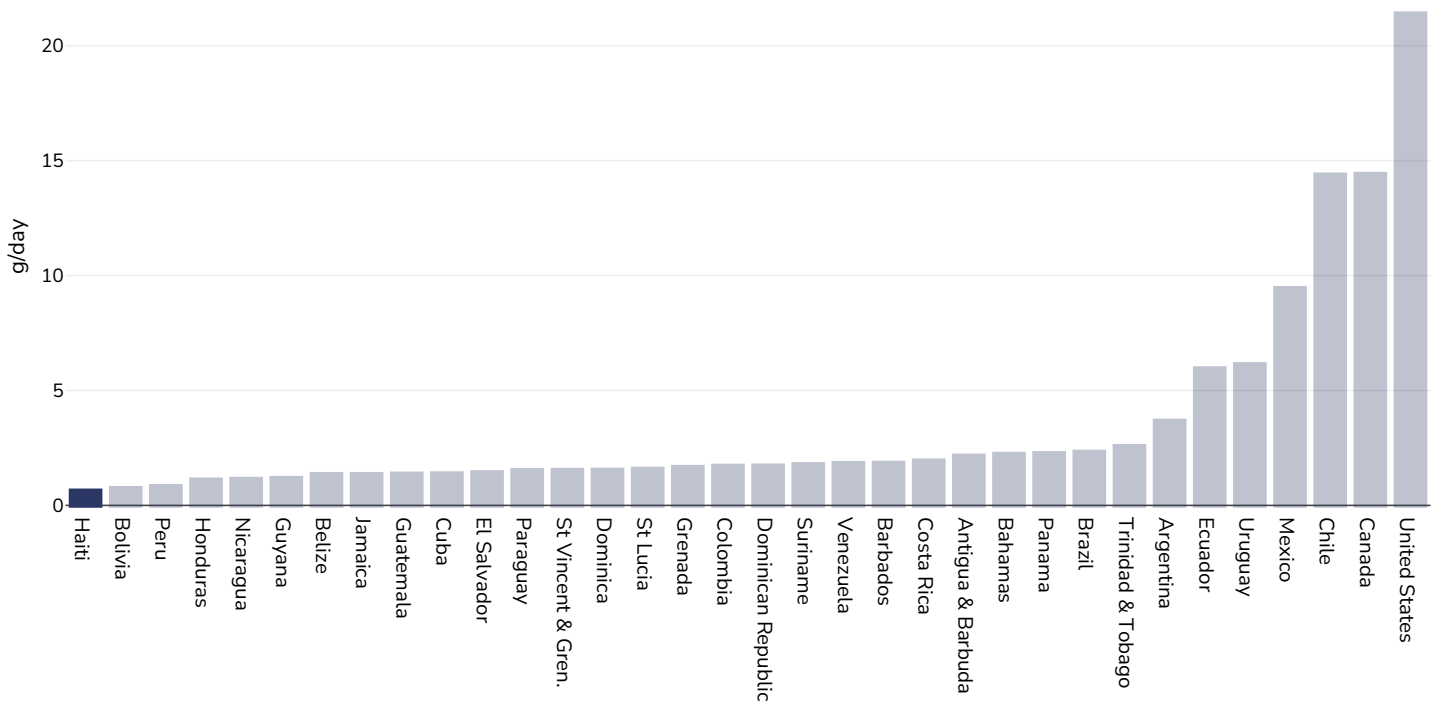
Global Burden of Disease, the Institute for Health Metrics and Evaluation <http://ghdx.healthdata.org/>

Definitions:

Estimated per-capita fruit intake (g/day)

## Estimated per-capita processed meat intake

Adults, 2017



Survey type:

Measured

Age:

25+

References:

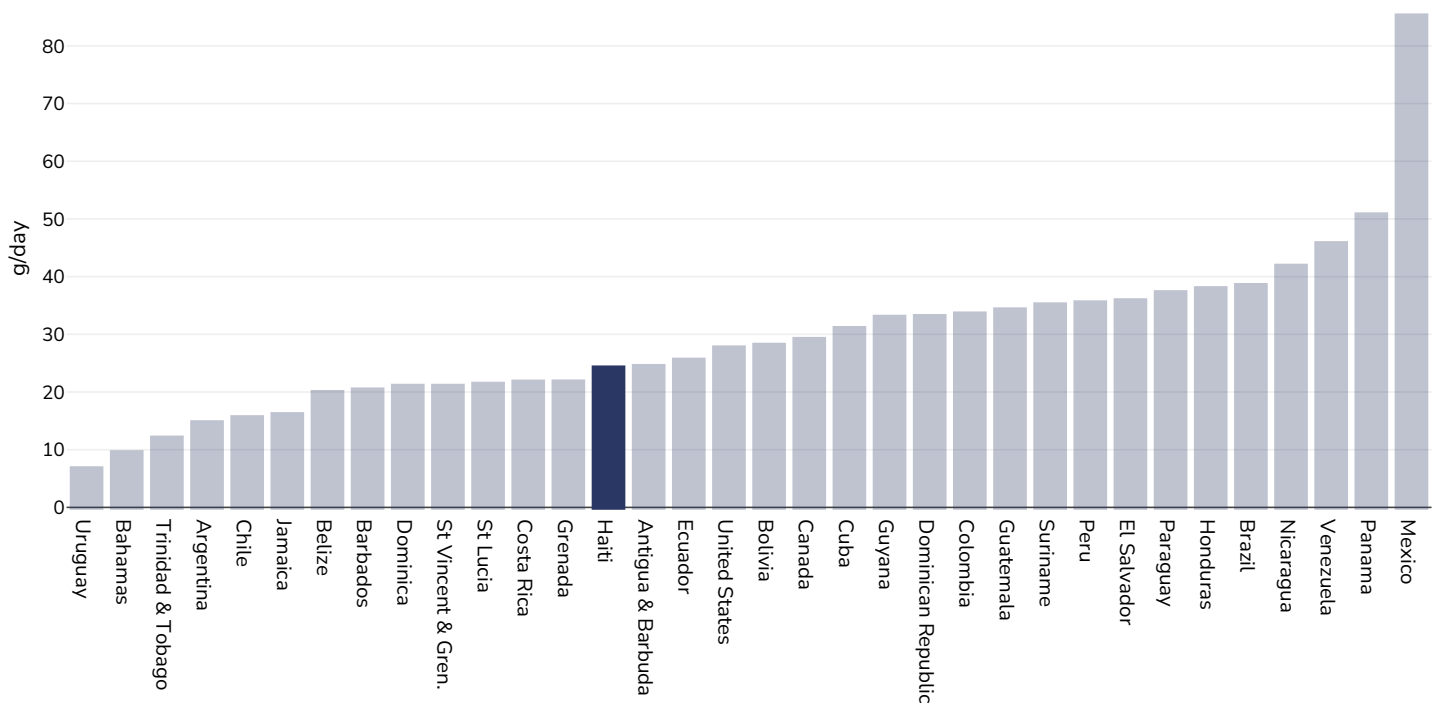
Global Burden of Disease, the Institute for Health Metrics and Evaluation <http://ghdx.healthdata.org/>

Definitions:

Estimated per-capita processed meat intake (g per day)

## Estimated per capita whole grains intake

### Adults, 2017



Survey type:

Measured

Age:

25+

References:

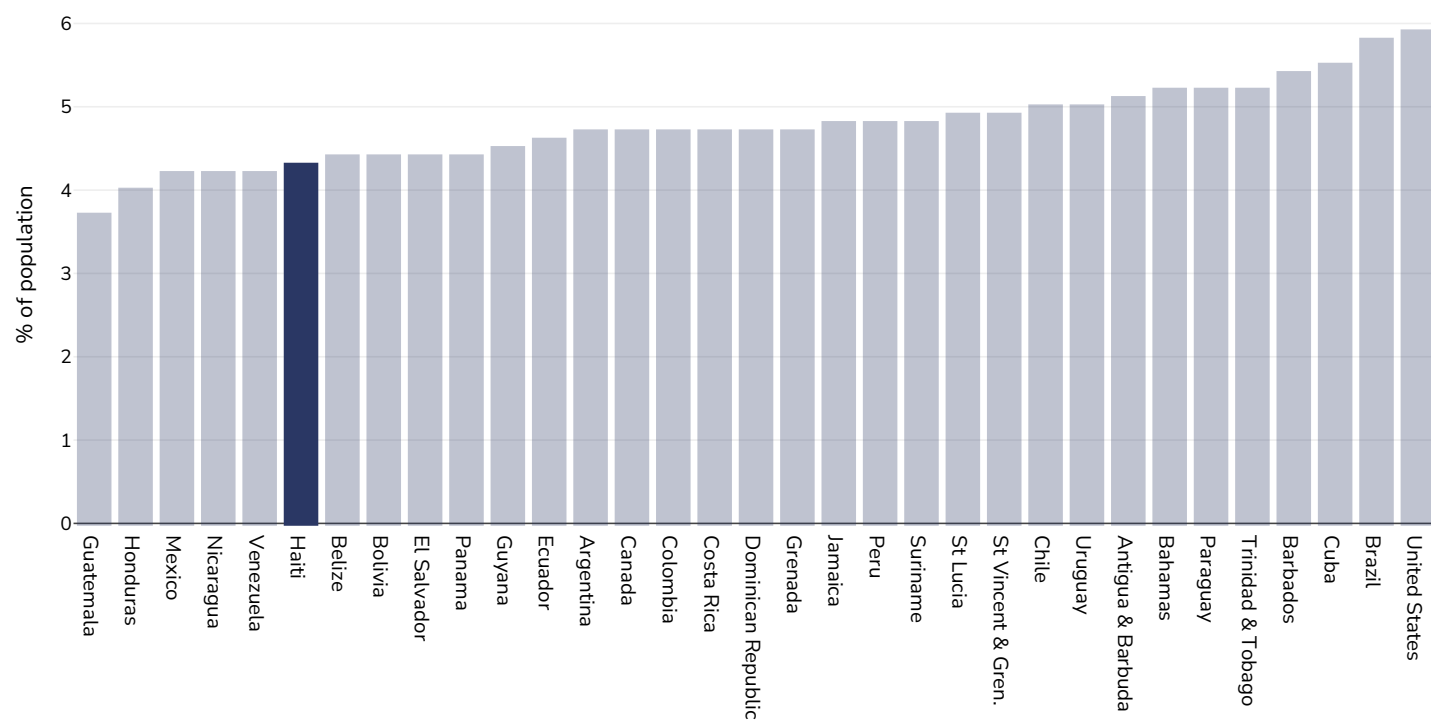
Global Burden of Disease, the Institute for Health Metrics and Evaluation <http://ghdx.healthdata.org/>

Definitions:

Estimated per-capita whole grains intake (g/day)

## Mental health - depression disorders

### Adults, 2015

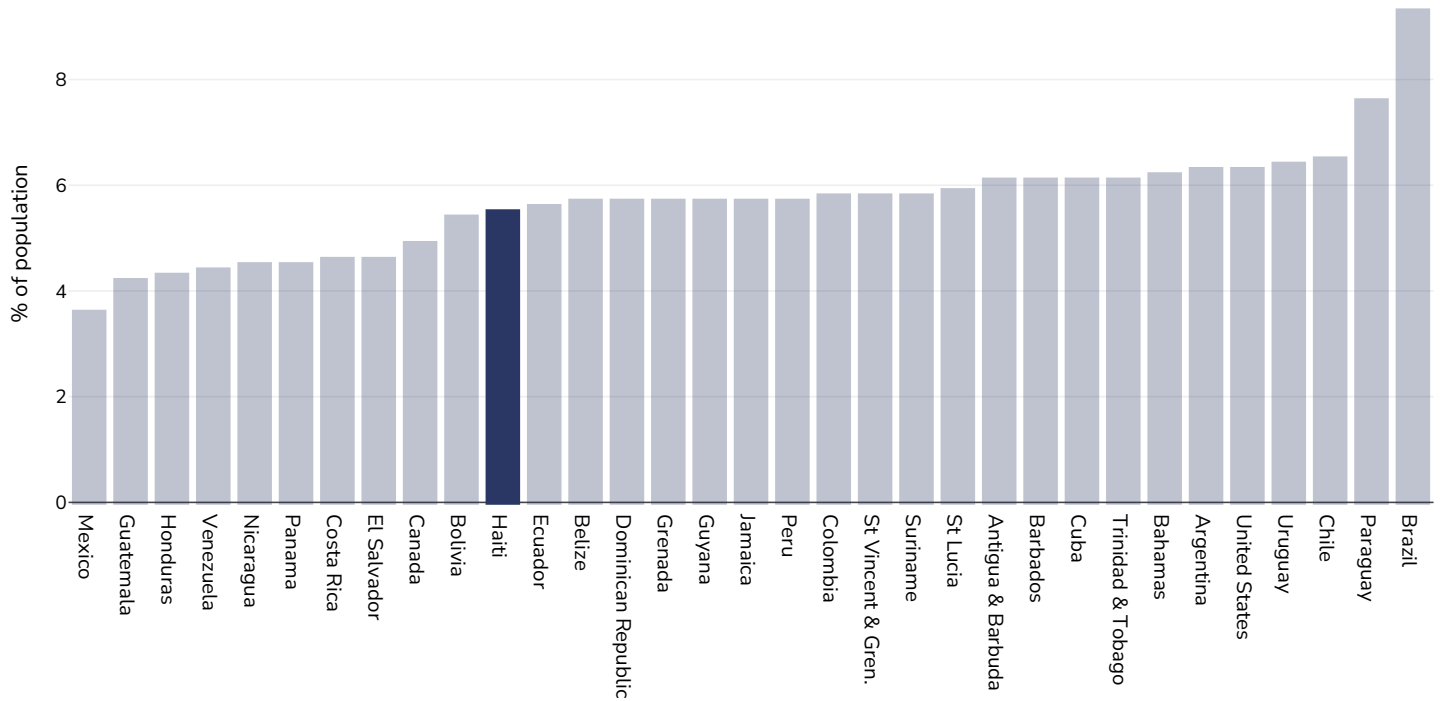


References: Prevalence data from Global Burden of Disease study 2015 (<http://ghdx.healthdata.org>) published in: Depression and Other Common Mental Disorders: Global Health Estimates. Geneva:World Health Organization; 2017. Licence: CC BY-NC-SA 3.0 IGO.

Definitions: % of population with depression disorders

## Mental health - anxiety disorders

Adults, 2015



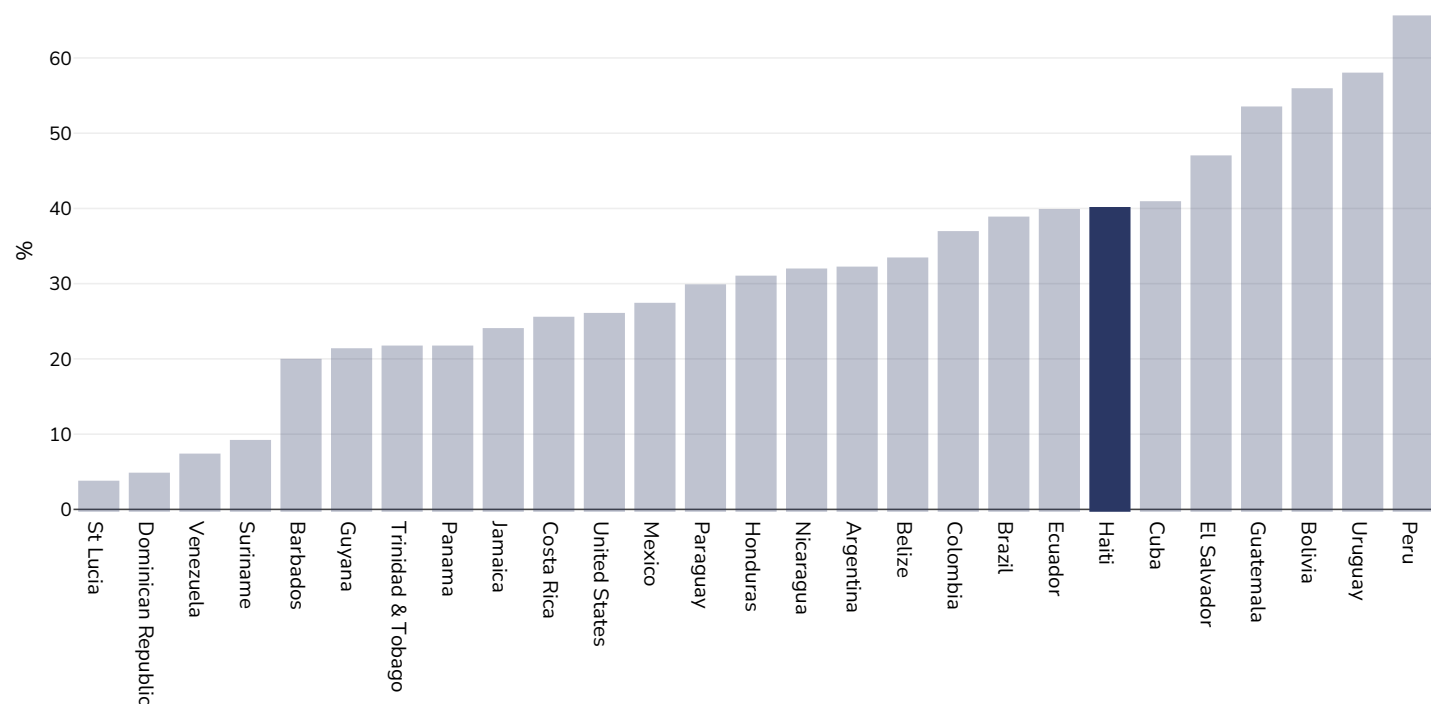
References: Prevalence data from Global Burden of Disease study 2015 (<http://ghdx.healthdata.org>) published in: Depression and Other Common Mental Disorders: Global Health Estimates. Geneva:World Health Organization; 2017. Licence: CC BY-NC-SA 3.0 IGO.

Definitions: % of population with anxiety disorders



## % Infants exclusively breastfed 0-5 months

### Children, 1998-2019



Area covered: National

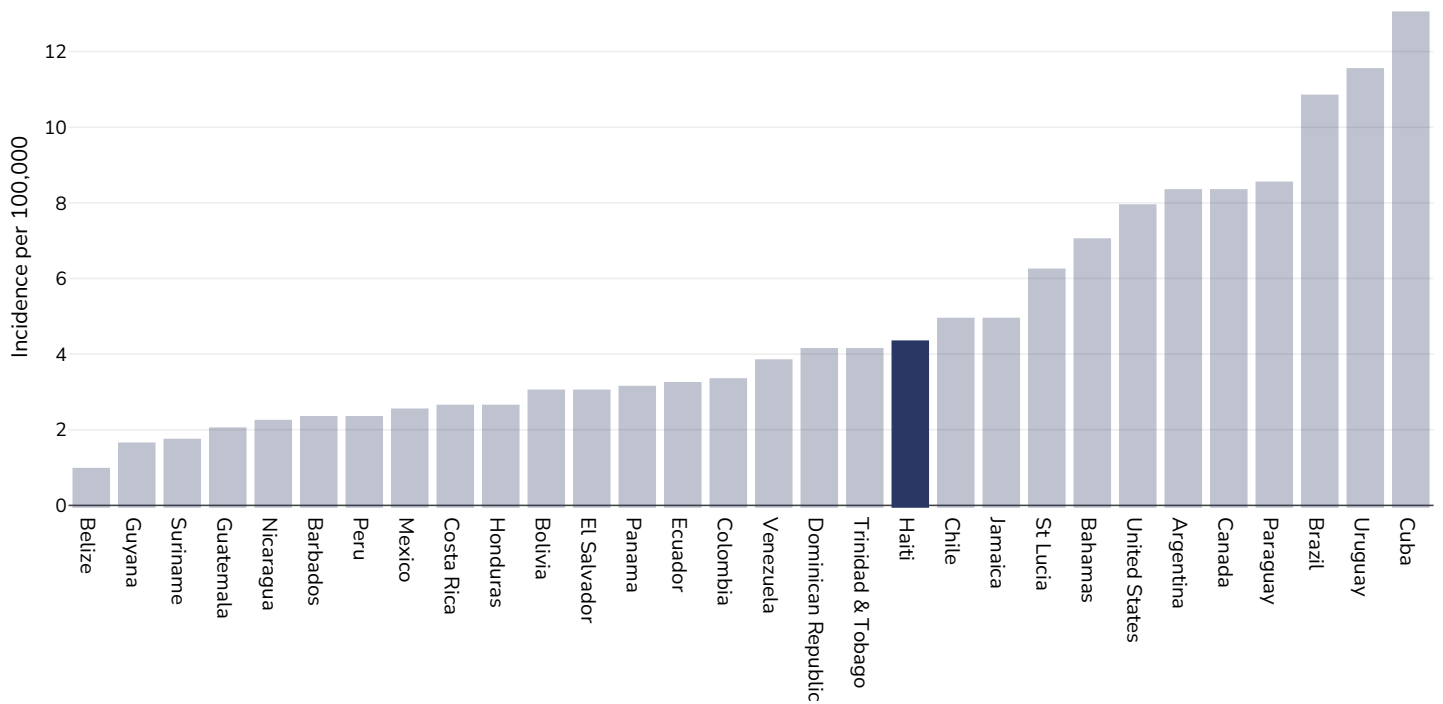
References: Enquête Mortalité, Morbidité et Utilisation des Services (EMMUS-VI 2016-2017) Pétiion-Ville, Haïti, et Rockville, Maryland, USA : IHE et ICF

Notes: See UNICEF website for further survey information. Available at : <https://data.unicef.org/resources/dataset/infant-young-child-feeding/> (last accessed 28.9.21) Citation: United Nations Children’s Fund, Division of Data, Analysis, Planning and Monitoring (2021). Global UNICEF Global Databases: Infant and Young Child Feeding: Exclusive breastfeeding, New York, September 2021.

Definitions: % exclusively breastfed 0-5 months

## Oesophageal cancer

### Men, 2020



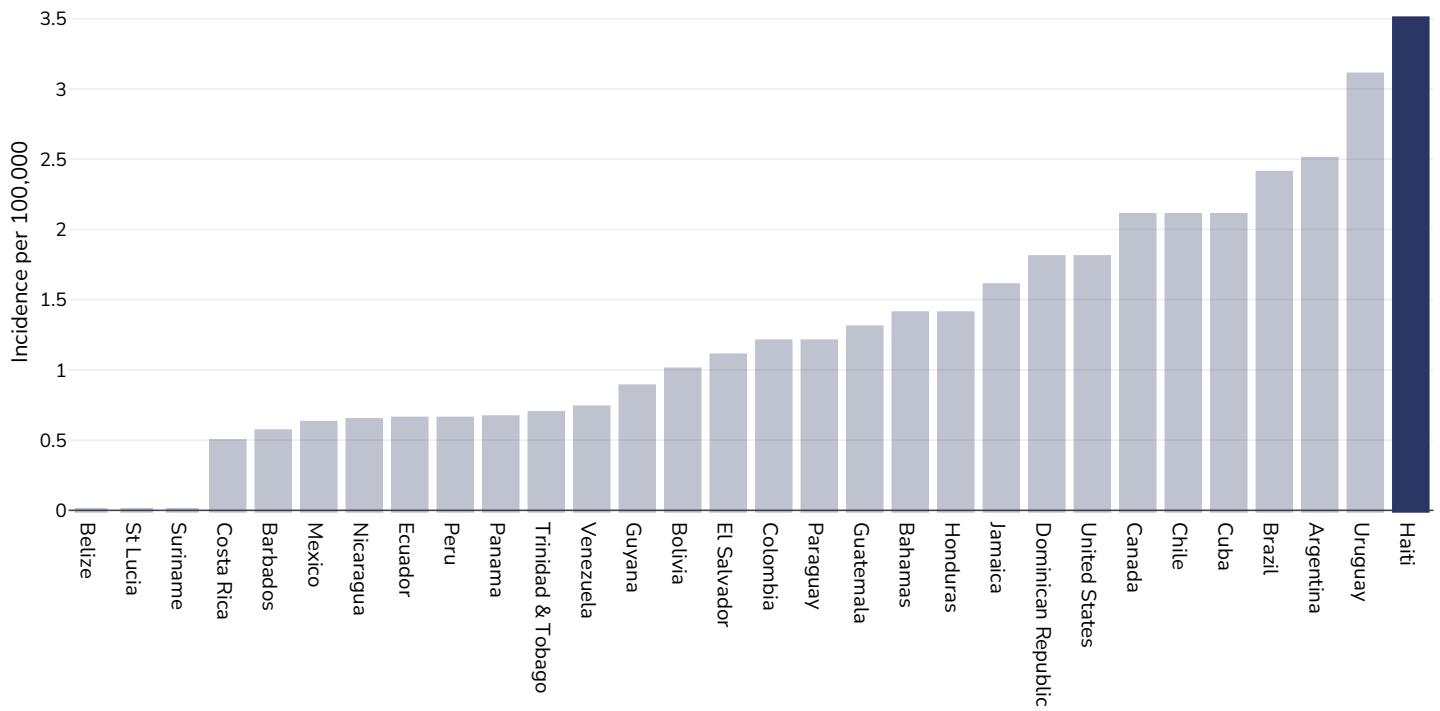
Age: 20+

Area covered: National

References: Ferlay J, Ervik M, Lam F, Colombet M, Mery L, Piñeros M, Znaor A, Soerjomataram I, Bray F (2020). Global Cancer Observatory: Cancer Today. Lyon, France: International Agency for Research on Cancer. Available from: <https://gco.iarc.fr/today>, accessed 10.01.2171

Definitions: Age-standardized incidence rates per 100 000

## Women, 2020



Age: 20+

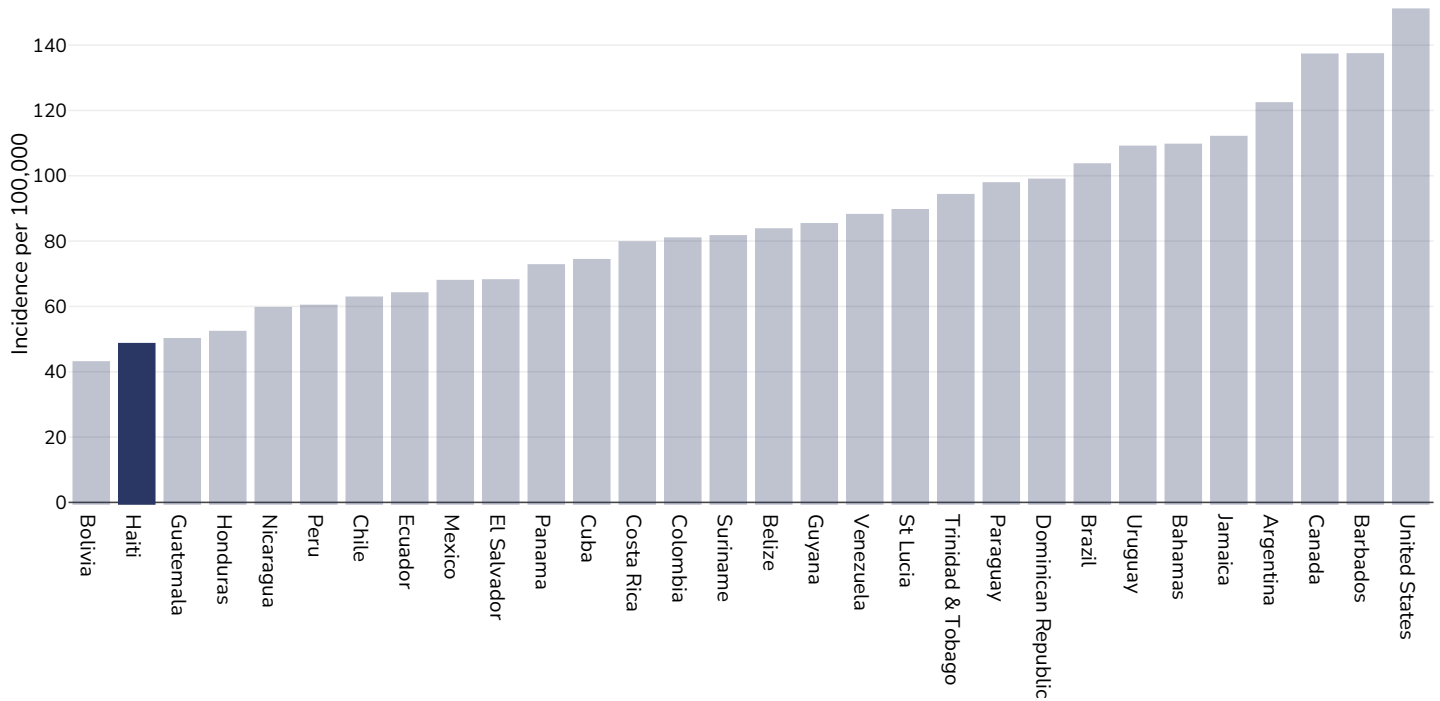
Area covered: National

References: Ferlay J, Ervik M, Lam F, Colombet M, Mery L, Piñeros M, Znaor A, Soerjomataram I, Bray F (2020). Global Cancer Observatory: Cancer Today. Lyon, France: International Agency for Research on Cancer. Available from: <https://gco.iarc.fr/today>, accessed 10.01.2171

Definitions: Age-standardized incidence rates per 100 000

## Breast cancer

### Women, 2020



Age: 20+

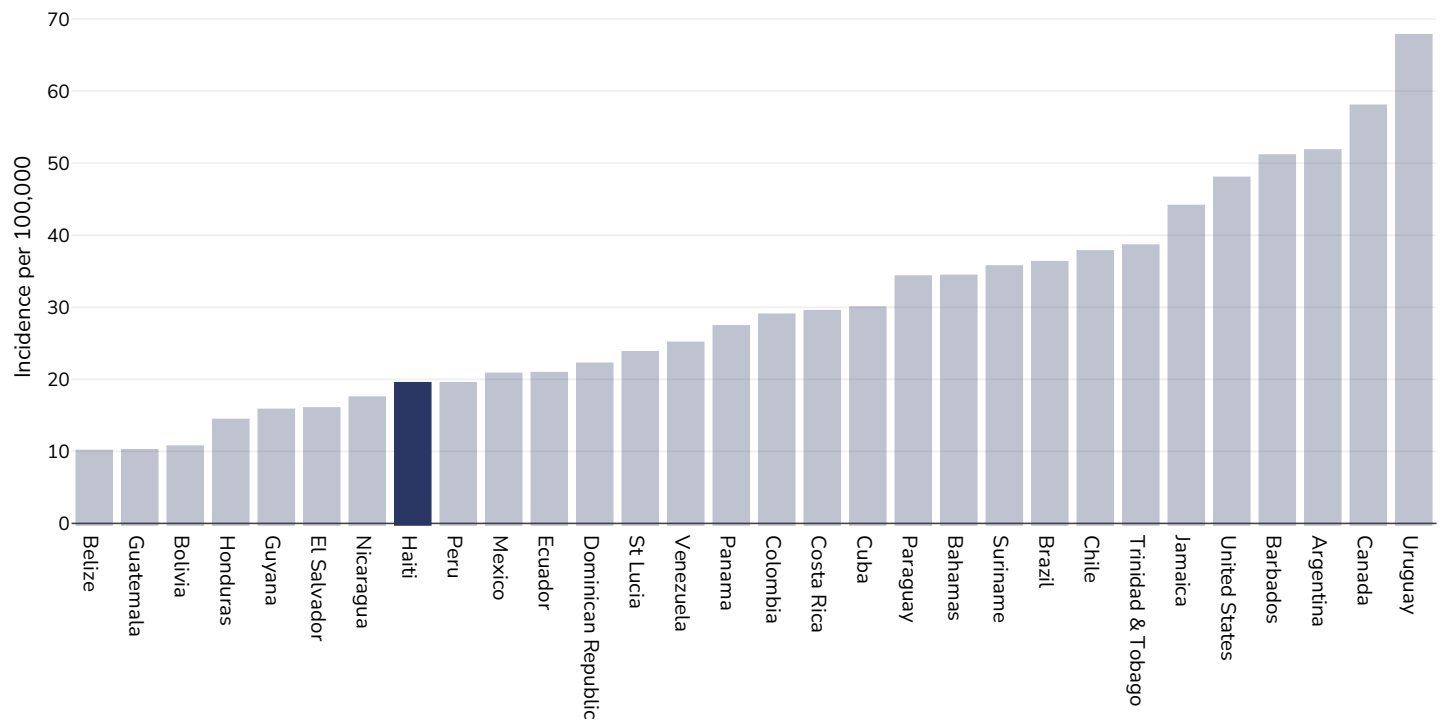
Area covered: National

References: Ferlay J, Ervik M, Lam F, Colombet M, Mery L, Piñeros M, Znaor A, Soerjomataram I, Bray F (2020). Global Cancer Observatory: Cancer Today. Lyon, France: International Agency for Research on Cancer. Available from: <https://gco.iarc.fr/today>, accessed 10.01.2171

Definitions: Age-standardized incidence rates per 100 000

## Colorectal cancer

### Men, 2020



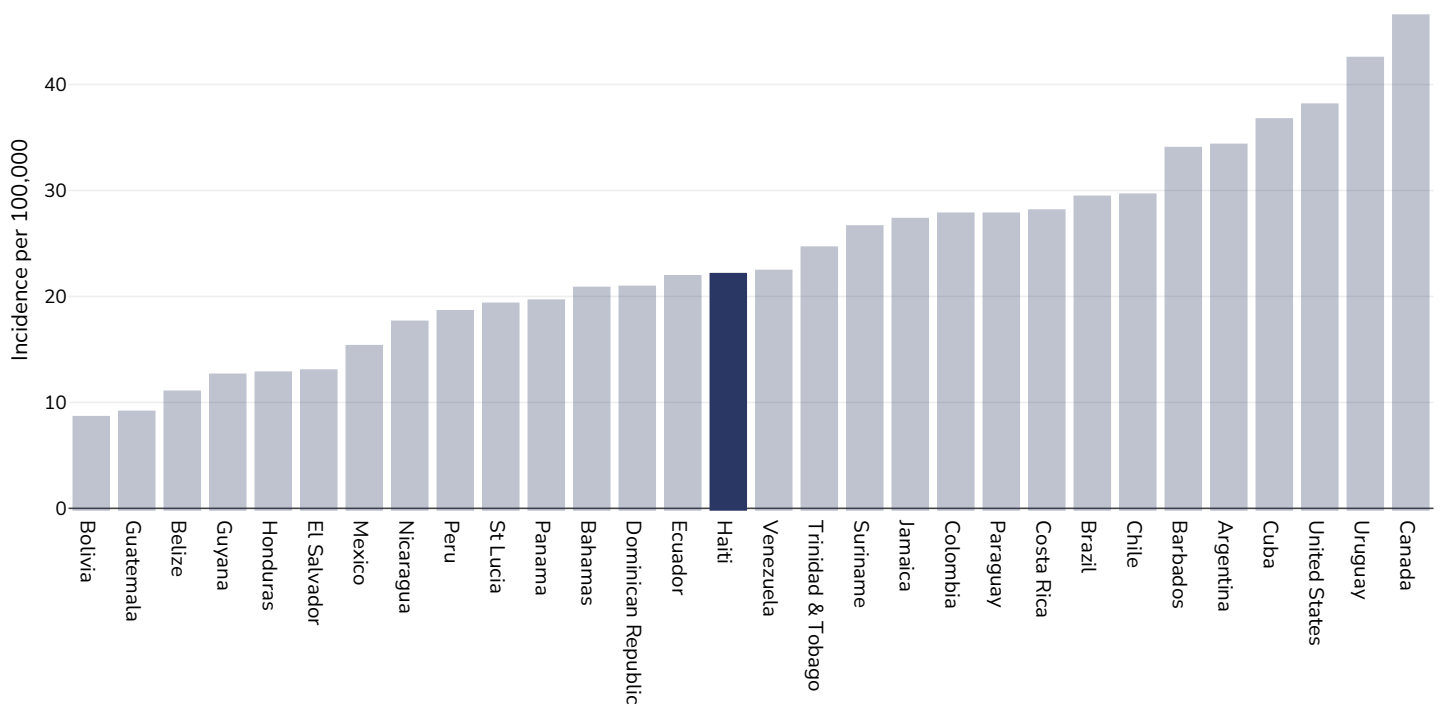
Age: 20+

Area covered: National

References: Ferlay J, Ervik M, Lam F, Colombet M, Mery L, Piñeros M, Znaor A, Soerjomataram I, Bray F (2020). Global Cancer Observatory: Cancer Today. Lyon, France: International Agency for Research on Cancer. Available from: <https://gco.iarc.fr/today>, accessed 10.01.2171

Definitions: Age-standardized incidence rates per 100 000

## Women, 2020



Age: 20+

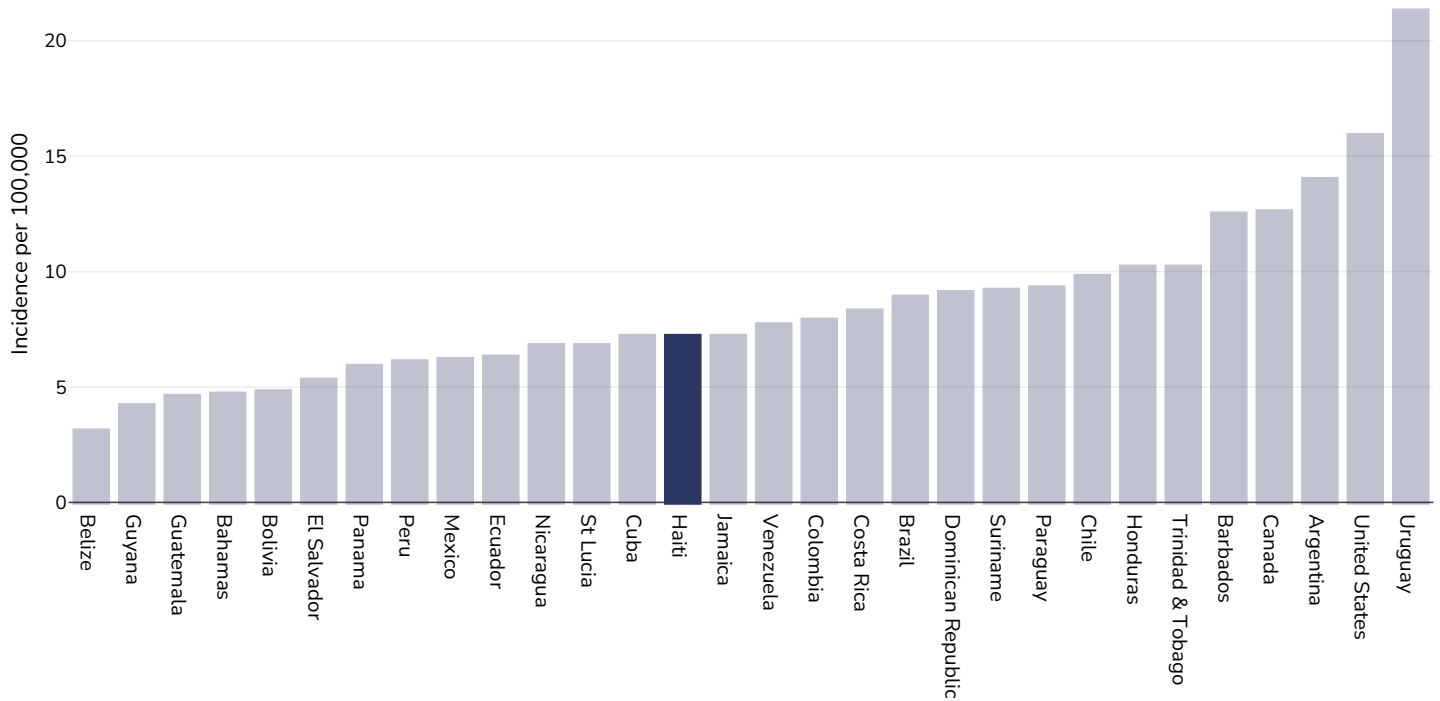
Area covered: National

References: Ferlay J, Ervik M, Lam F, Colombet M, Mery L, Piñeros M, Znaor A, Soerjomataram I, Bray F (2020). Global Cancer Observatory: Cancer Today. Lyon, France: International Agency for Research on Cancer. Available from: <https://gco.iarc.fr/today>, accessed 10.01.2171

Definitions: Age-standardized incidence rates per 100 000

## Pancreatic cancer

### Men, 2020



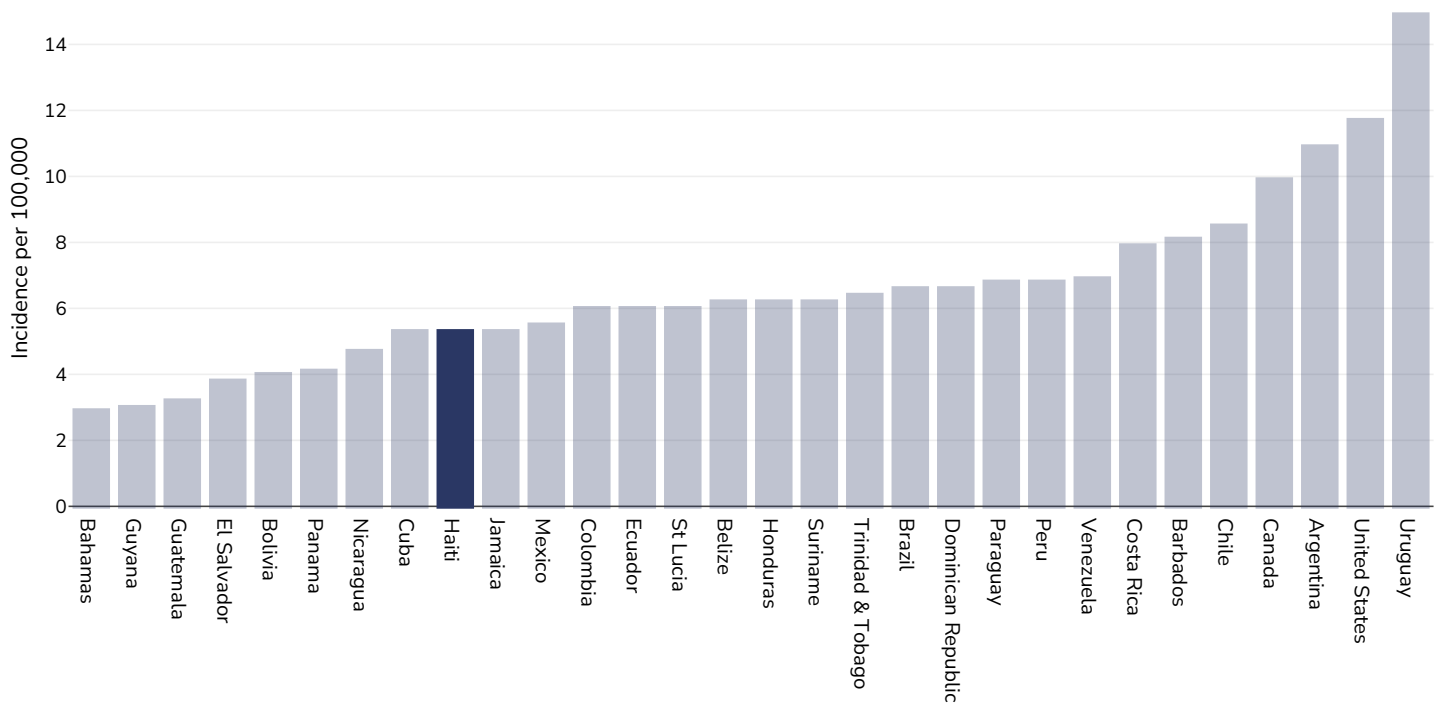
Age: 20+

Area covered: National

References: Ferlay J, Ervik M, Lam F, Colombet M, Mery L, Piñeros M, Znaor A, Soerjomataram I, Bray F (2020). Global Cancer Observatory: Cancer Today. Lyon, France: International Agency for Research on Cancer. Available from: <https://gco.iarc.fr/today>, accessed 10.01.2171

Definitions: Age-standardized incidence rates per 100 000

## Women, 2020



Age: 20+

Area covered: National

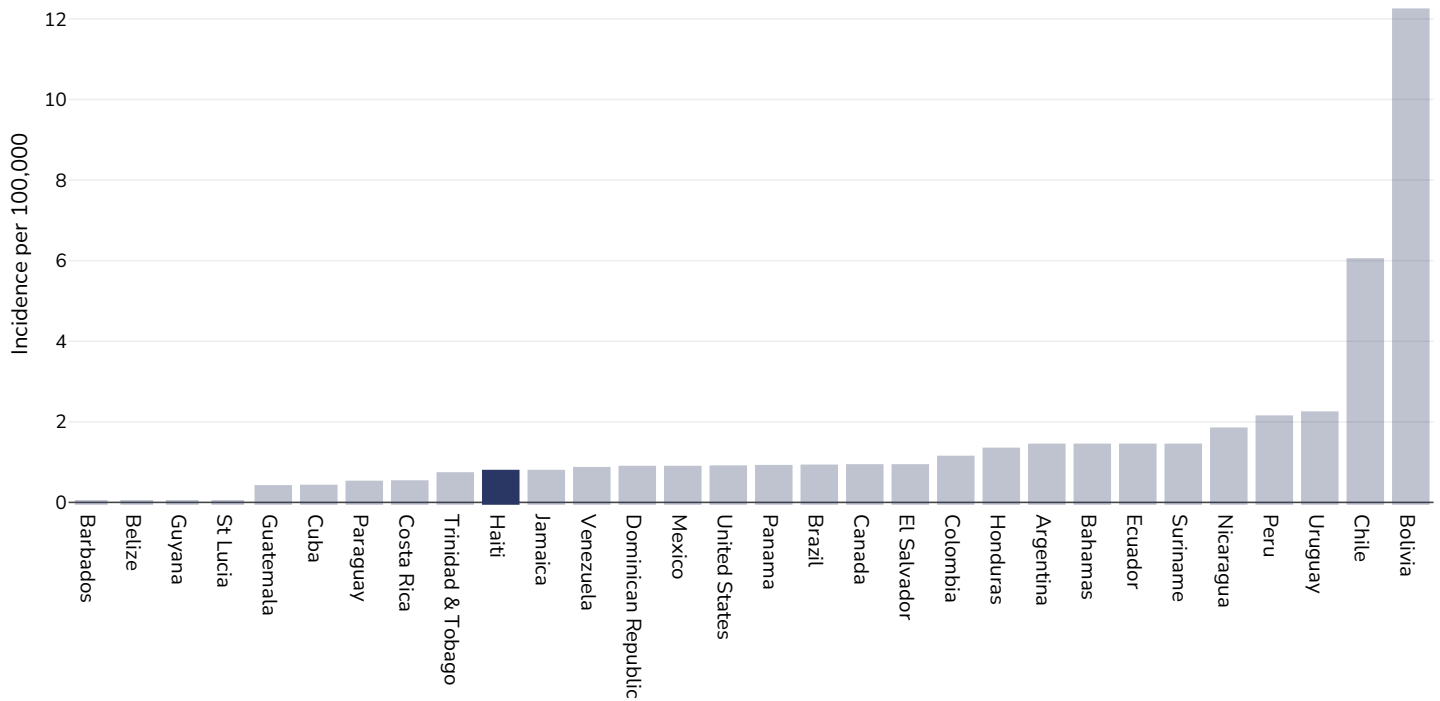
References: Ferlay J, Ervik M, Lam F, Colombet M, Mery L, Piñeros M, Znaor A, Soerjomataram I, Bray F (2020). Global Cancer Observatory: Cancer Today. Lyon, France: International Agency for Research on Cancer. Available from: <https://gco.iarc.fr/today>, accessed 10.01.2171

Definitions: Age-standardized incidence rates per 100 000



## Gallbladder cancer

### Men, 2020



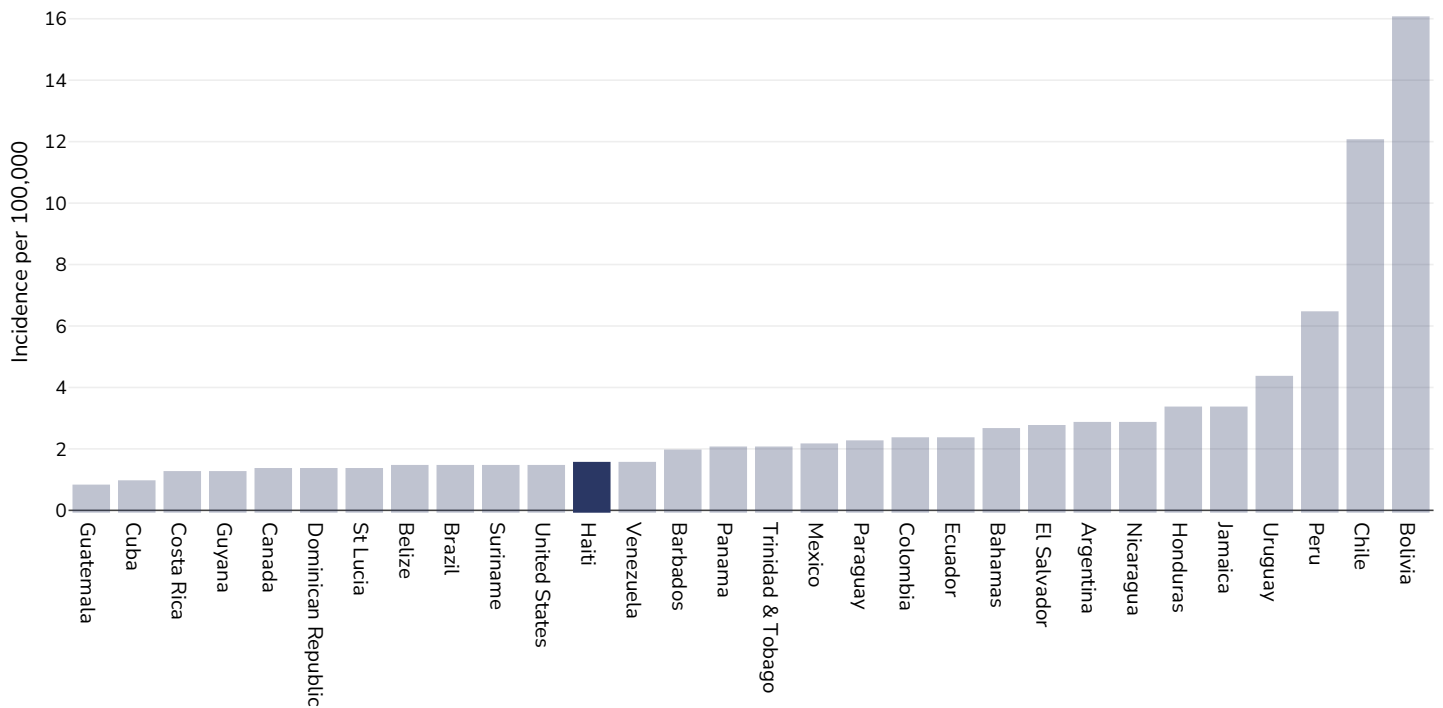
Age: 20+

Area covered: National

References: Ferlay J, Ervik M, Lam F, Colombet M, Mery L, Piñeros M, Znaor A, Soerjomataram I, Bray F (2020). Global Cancer Observatory: Cancer Today. Lyon, France: International Agency for Research on Cancer. Available from: <https://gco.iarc.fr/today>, accessed 10.01.2171

Definitions: Age-standardized incidence rates per 100 000

## Women, 2020



Age: 20+

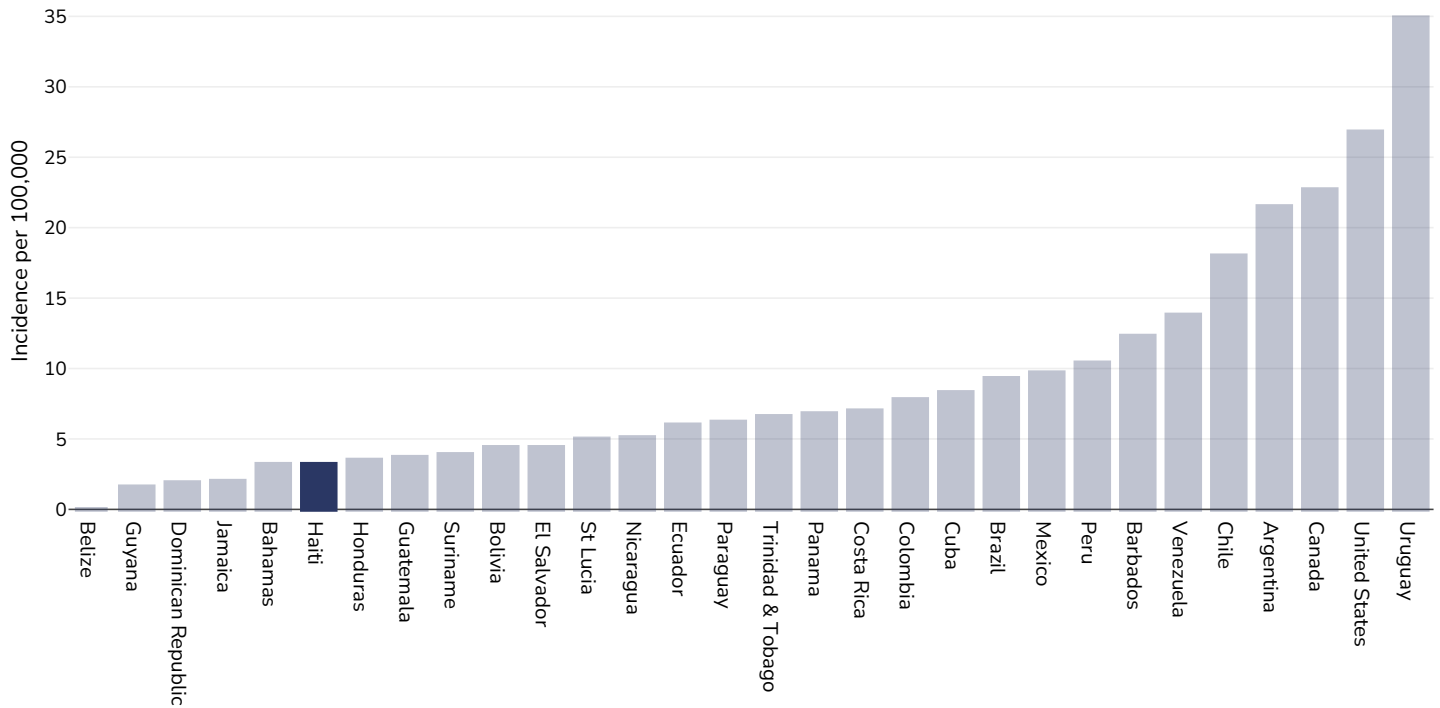
Area covered: National

References: Ferlay J, Ervik M, Lam F, Colombet M, Mery L, Piñeros M, Znaor A, Soerjomataram I, Bray F (2020). Global Cancer Observatory: Cancer Today. Lyon, France: International Agency for Research on Cancer. Available from: <https://gco.iarc.fr/today>, accessed 10.01.2171

Definitions: Age-standardized incidence rates per 100 000

## Kidney cancer

### Men, 2020



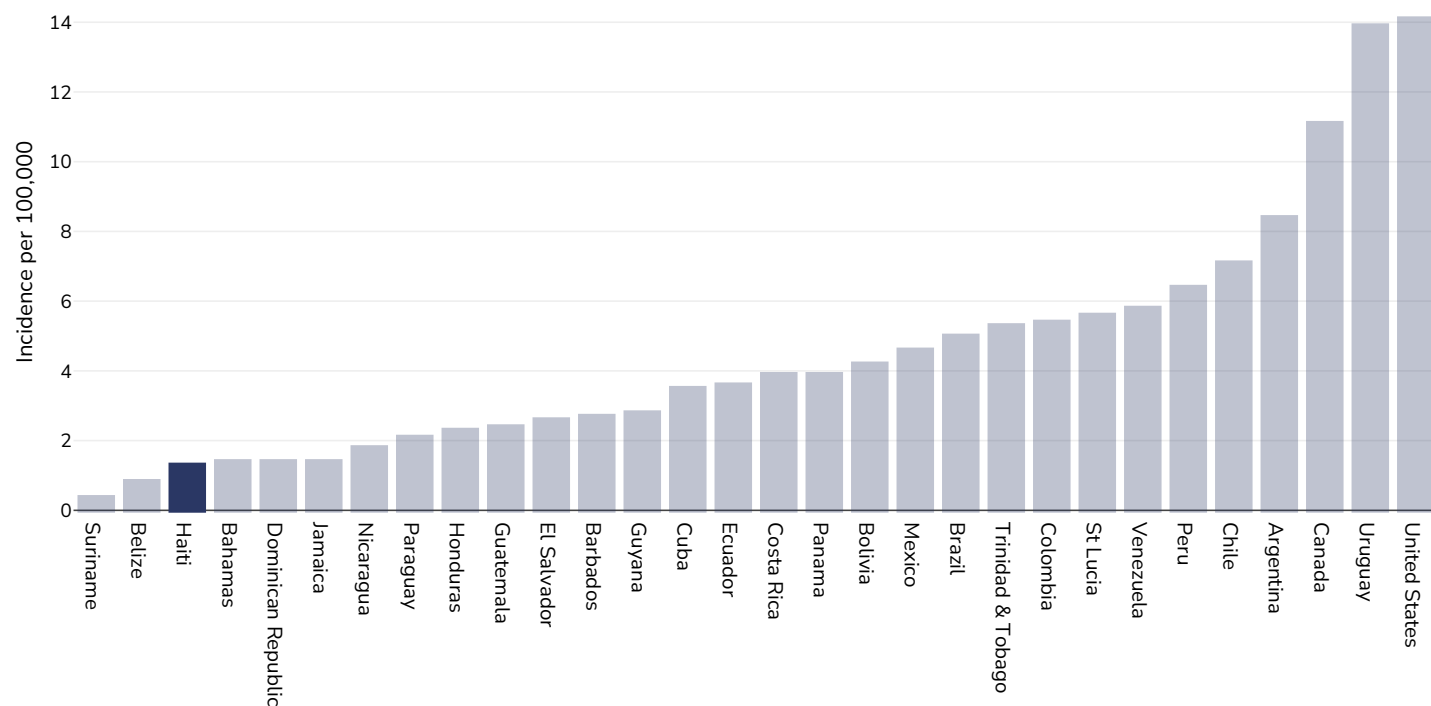
Age: 20+

Area covered: National

References: Ferlay J, Ervik M, Lam F, Colombet M, Mery L, Piñeros M, Znaor A, Soerjomataram I, Bray F (2020). Global Cancer Observatory: Cancer Today. Lyon, France: International Agency for Research on Cancer. Available from: <https://gco.iarc.fr/today>, accessed 10.01.2171

Definitions: Age-standardized incidence rates per 100 000

## Women, 2020



Age: 20+

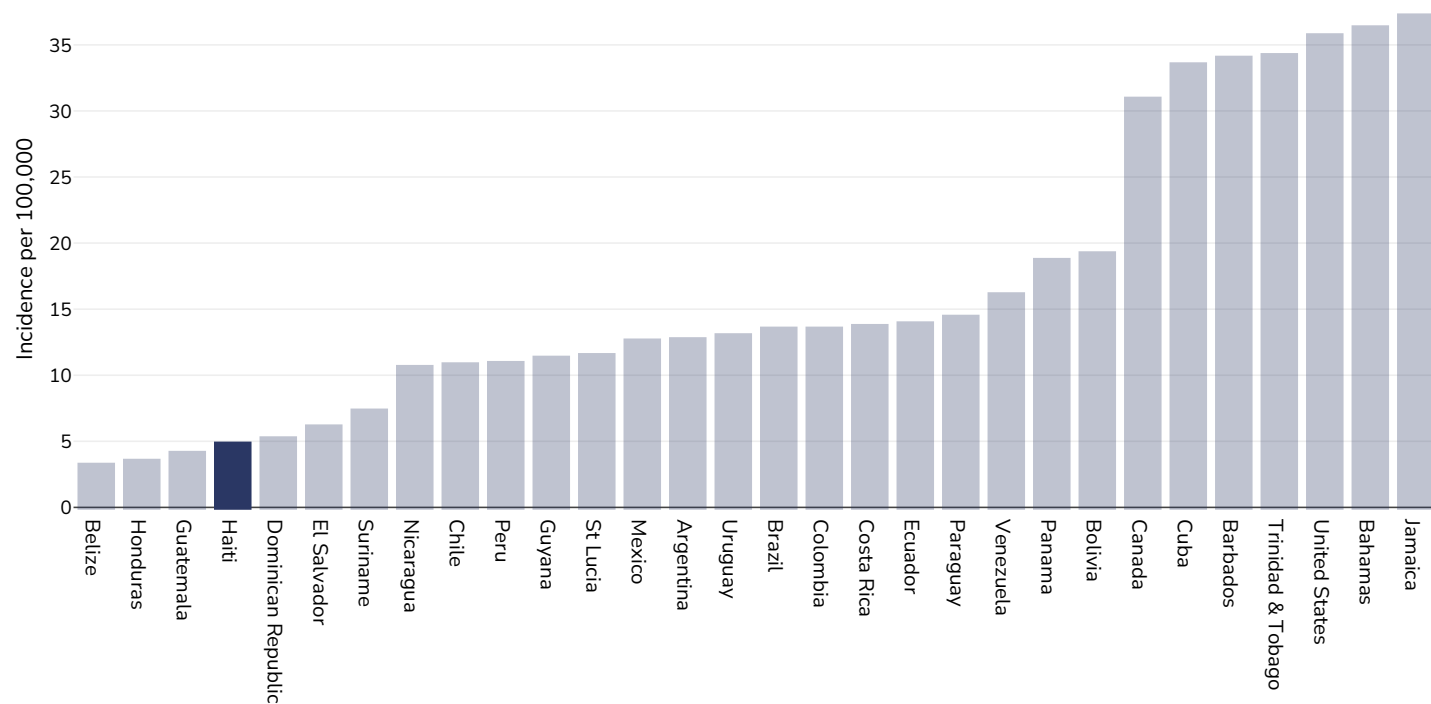
Area covered: National

References: Ferlay J, Ervik M, Lam F, Colombet M, Mery L, Piñeros M, Znaor A, Soerjomataram I, Bray F (2020). Global Cancer Observatory: Cancer Today. Lyon, France: International Agency for Research on Cancer. Available from: <https://gco.iarc.fr/today>, accessed 10.01.2171

Definitions: Age-standardized incidence rates per 100 000

## Cancer of the uterus

### Women, 2020



Age: 20+

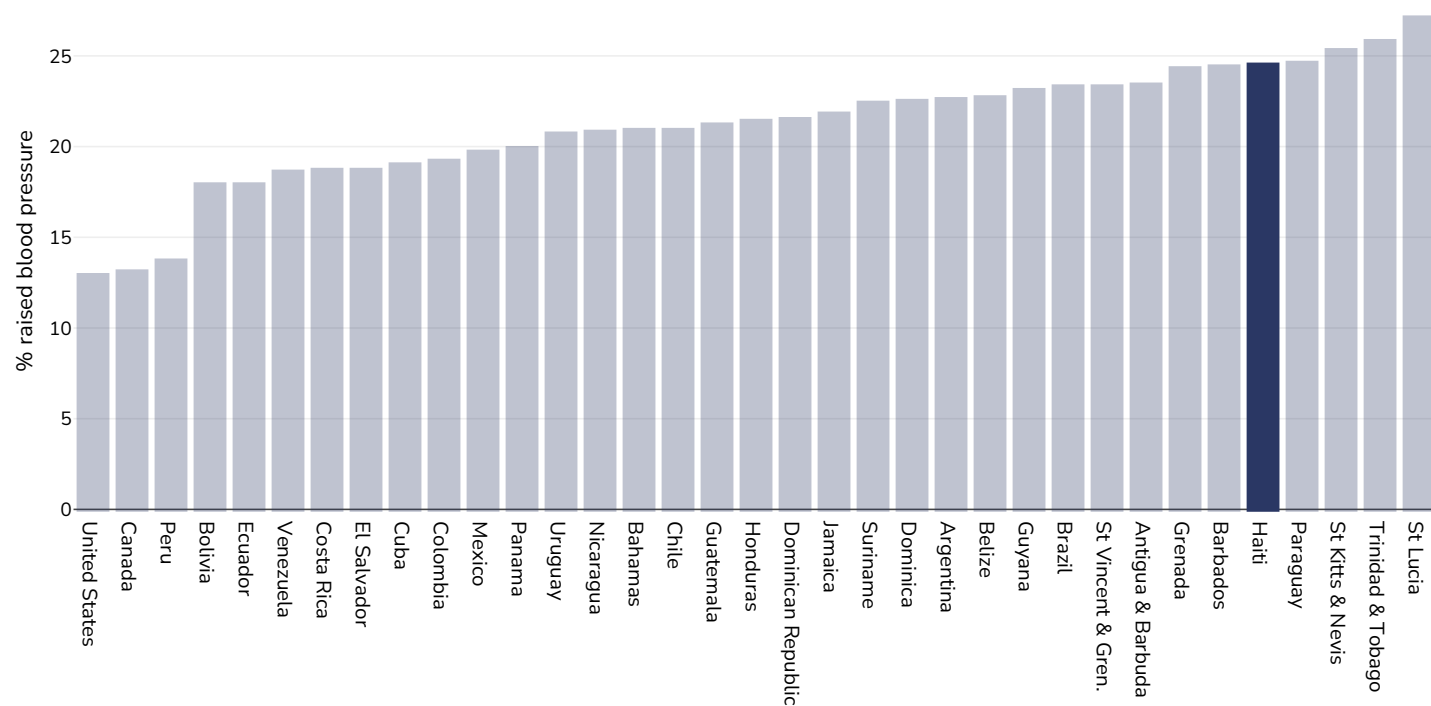
Area covered: National

References: Ferlay J, Ervik M, Lam F, Colombet M, Mery L, Piñeros M, Znaor A, Soerjomataram I, Bray F (2020). Global Cancer Observatory: Cancer Today. Lyon, France: International Agency for Research on Cancer. Available from: <https://gco.iarc.fr/today>, accessed 10.01.2171

Definitions: Age-standardized incidence rates per 100 000

## Raised blood pressure

### Adults, 2015



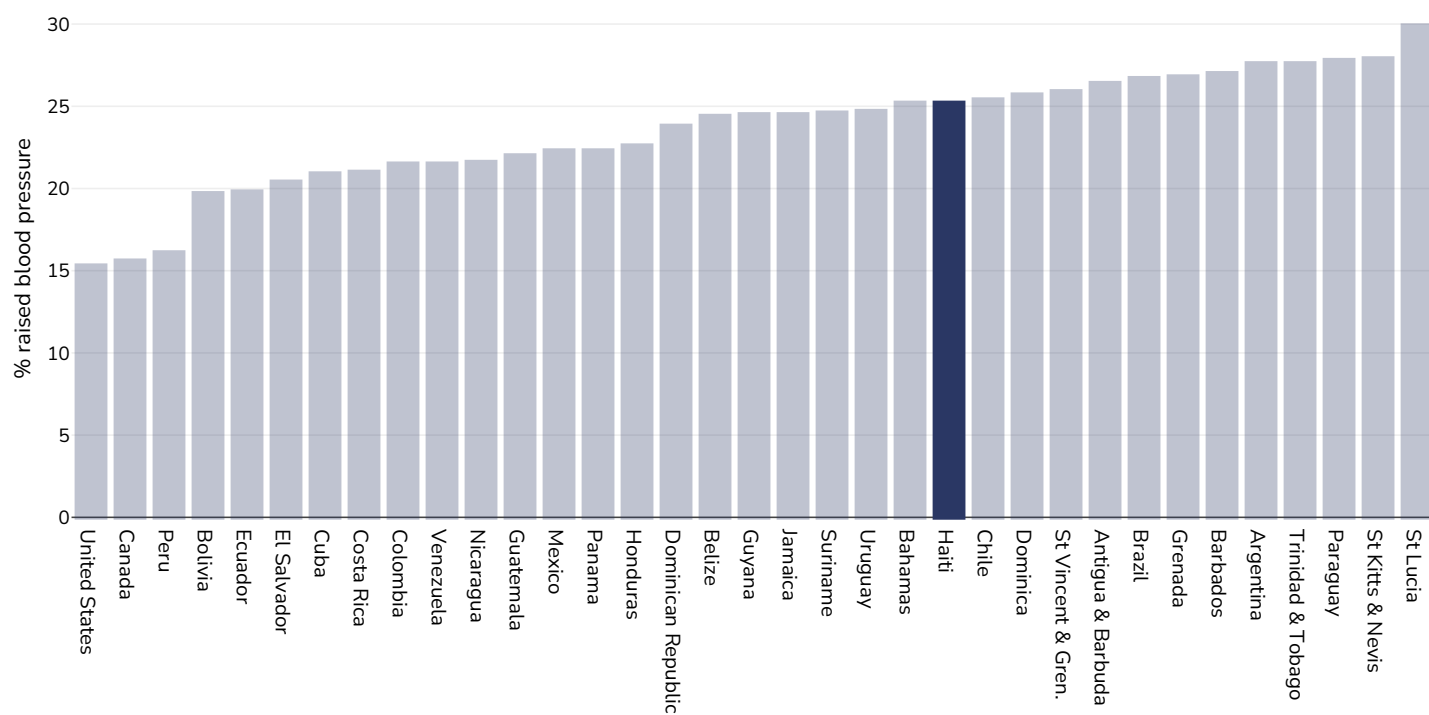
References:

Global Health Observatory data repository, World Health Organisation,  
<http://apps.who.int/gho/data/node.main.A875?lang=en>

Definitions:

Age Standardised estimated % Raised blood pressure 2015 (SBP $\geq$ 140 OR DBP $\geq$ 90).

## Men, 2015



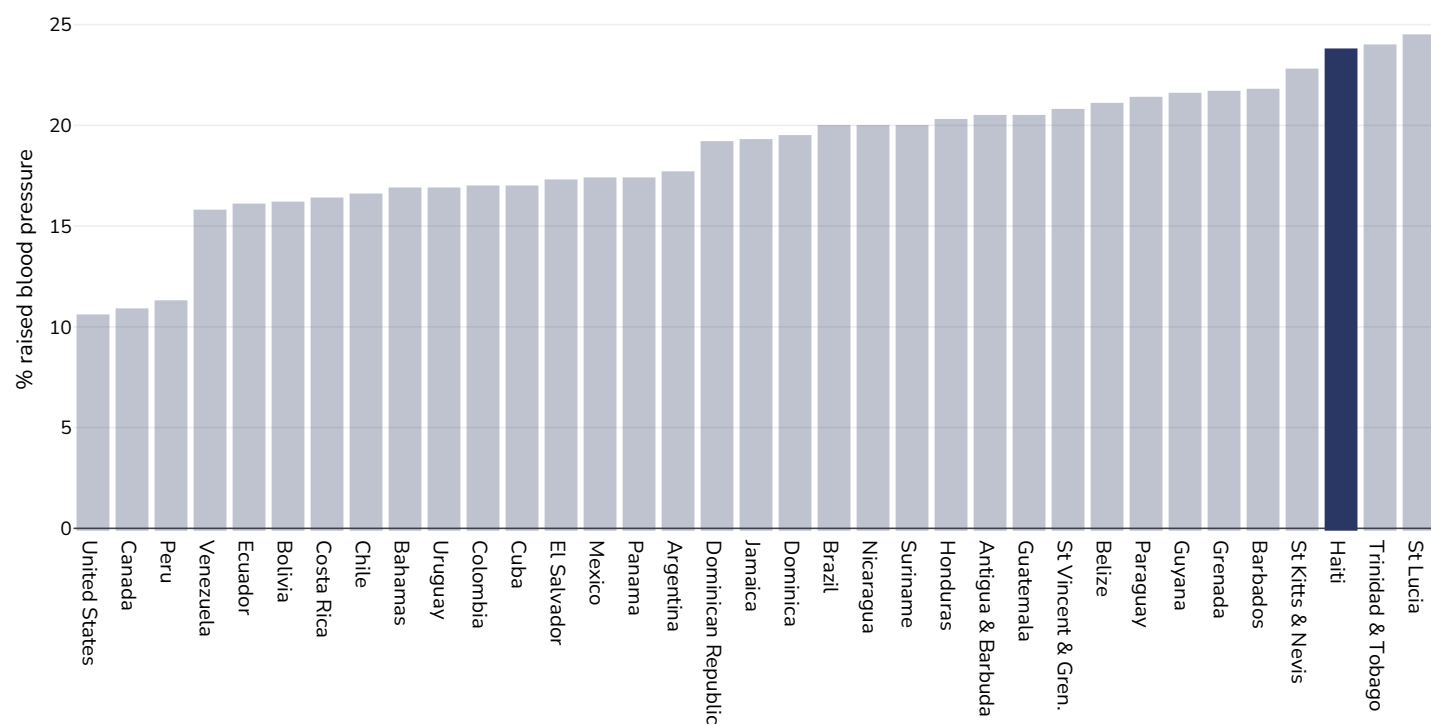
References:

Global Health Observatory data repository, World Health Organisation,  
<http://apps.who.int/gho/data/node.main.A875?lang=en>

Definitions:

Age Standardised estimated % Raised blood pressure 2015 (SBP $\geq$ 140 OR DBP $\geq$ 90).

## Women, 2015



References:

Global Health Observatory data repository, World Health Organisation,  
<http://apps.who.int/gho/data/node.main.A875?lang=en>

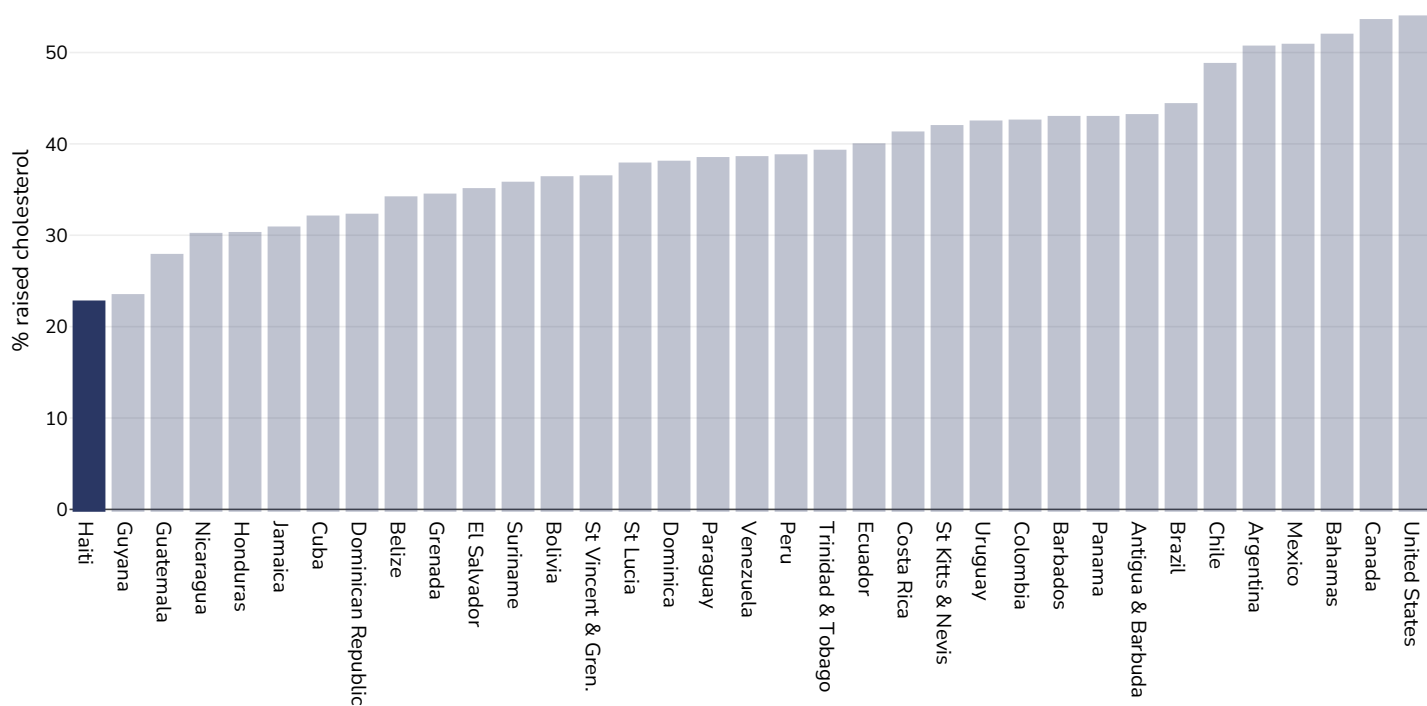
Definitions:

Age Standardised estimated % Raised blood pressure 2015 (SBP>=140 OR DBP>=90).



## Raised cholesterol

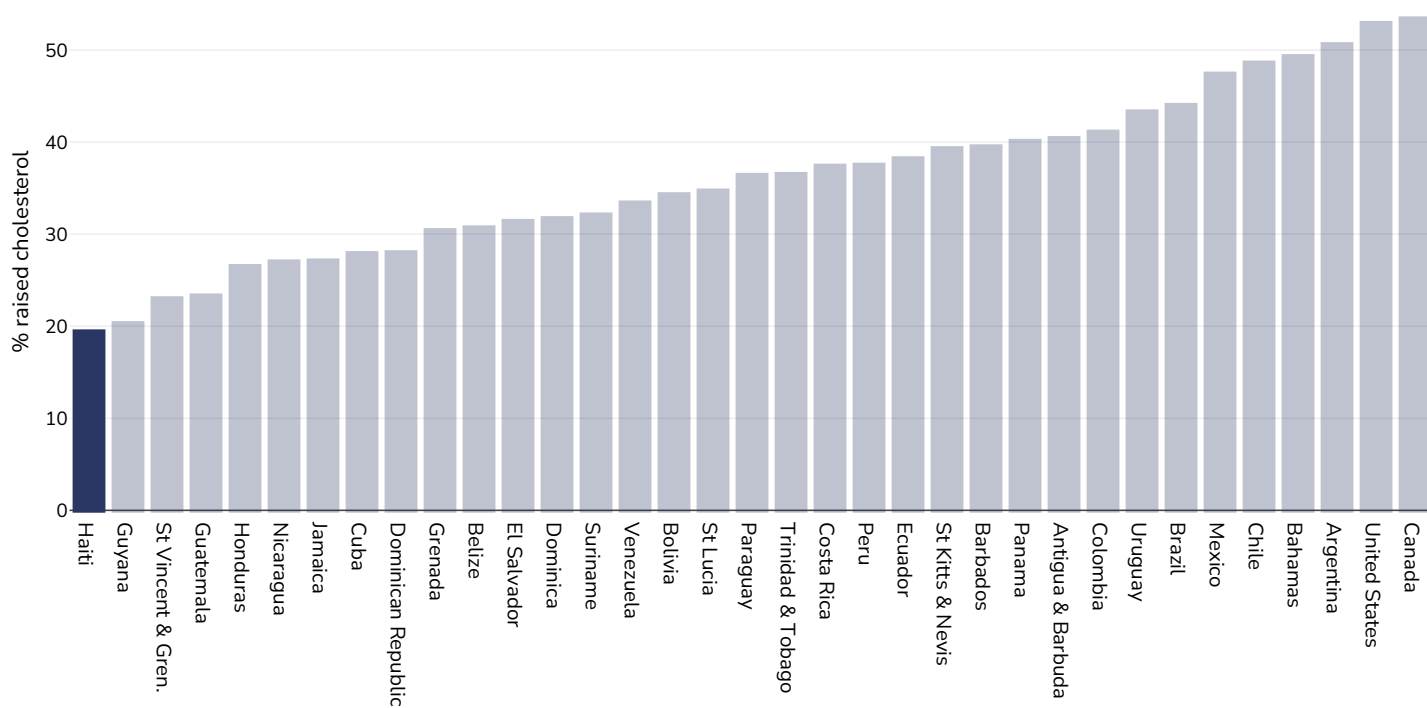
### Adults, 2008



References: Global Health Observatory data repository, World Health Organisation, <http://apps.who.int/gho/data/node.main.A885>

Definitions: % Raised total cholesterol ( $\geq 5.0$  mmol/L) (age-standardized estimate).

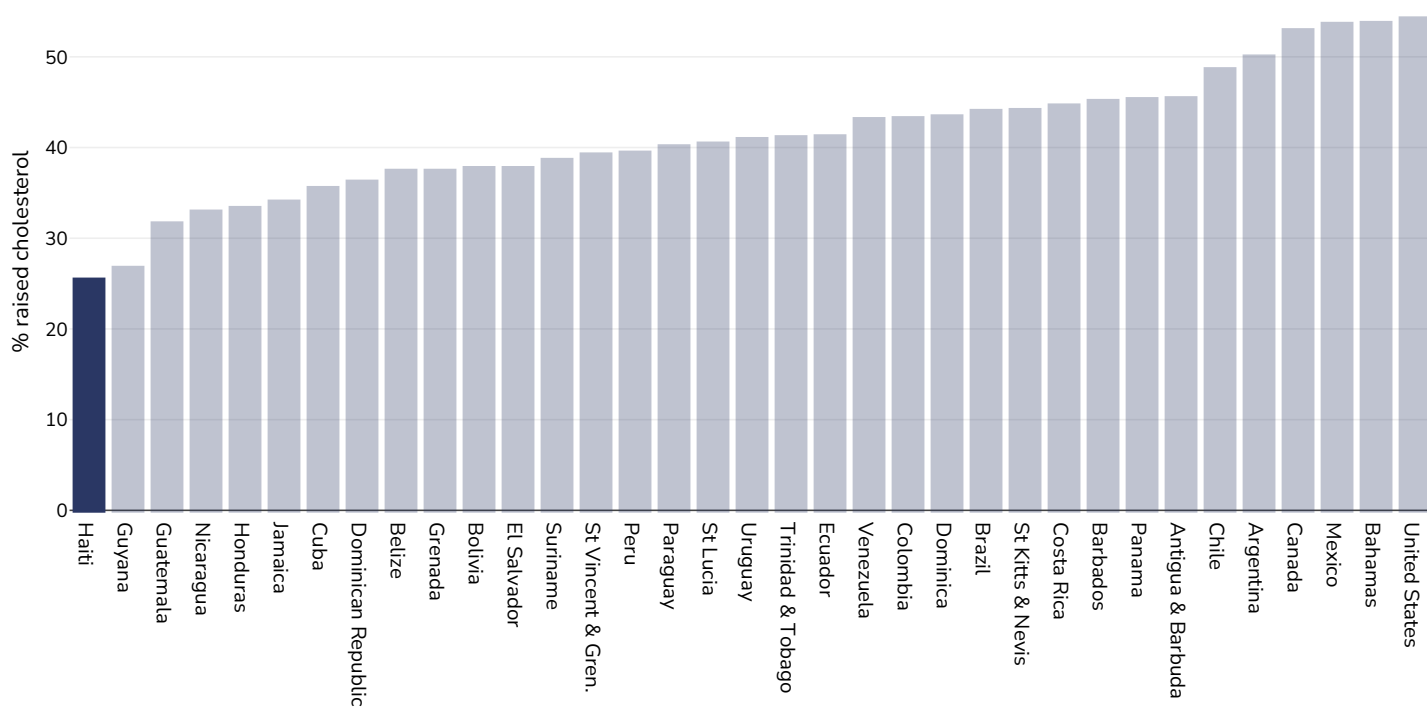
## Men, 2008



References: Global Health Observatory data repository, World Health Organisation, <http://apps.who.int/gho/data/node.main.A885>

Definitions: % Raised total cholesterol ( $\geq 5.0$  mmol/L) (age-standardized estimate).

## Women, 2008

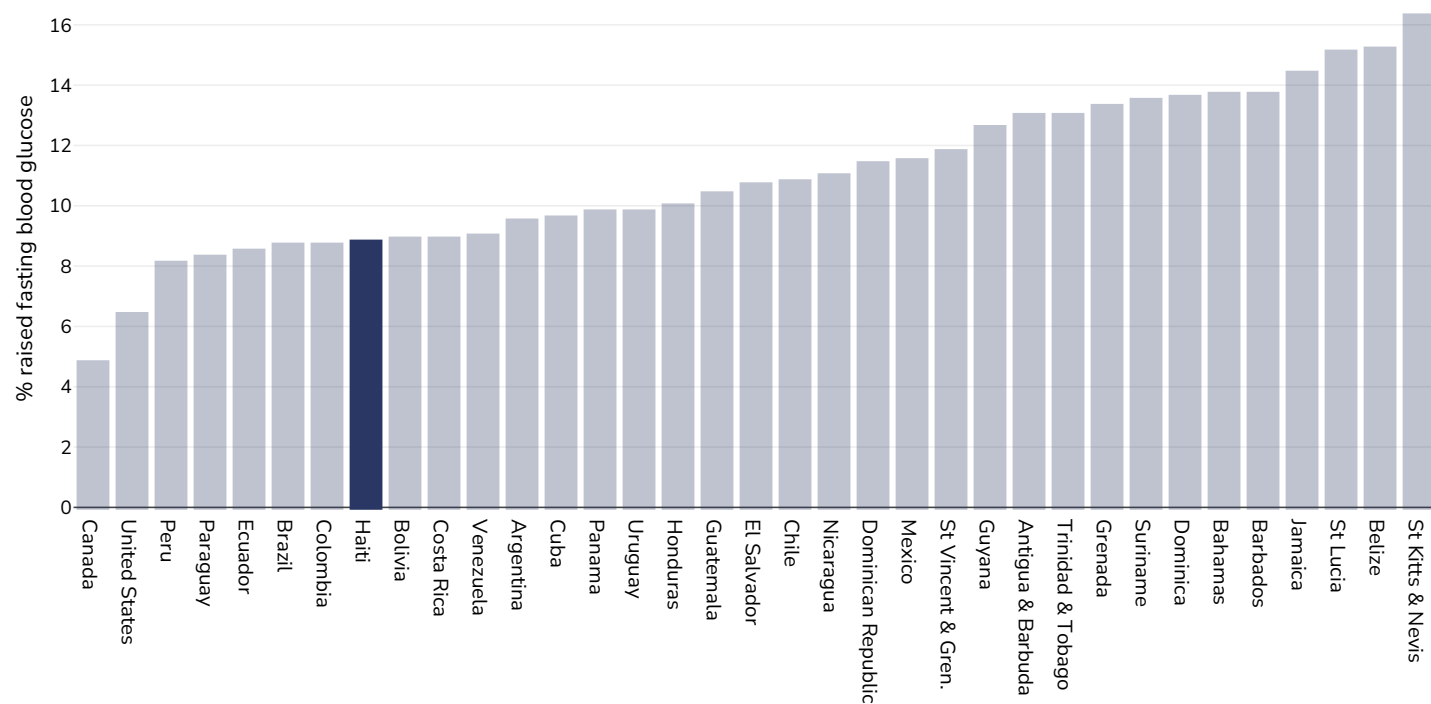


References: Global Health Observatory data repository, World Health Organisation, <http://apps.who.int/gho/data/node.main.A885>

Definitions: % Raised total cholesterol ( $\geq 5.0$  mmol/L) (age-standardized estimate).

## Raised fasting blood glucose

### Men, 2014



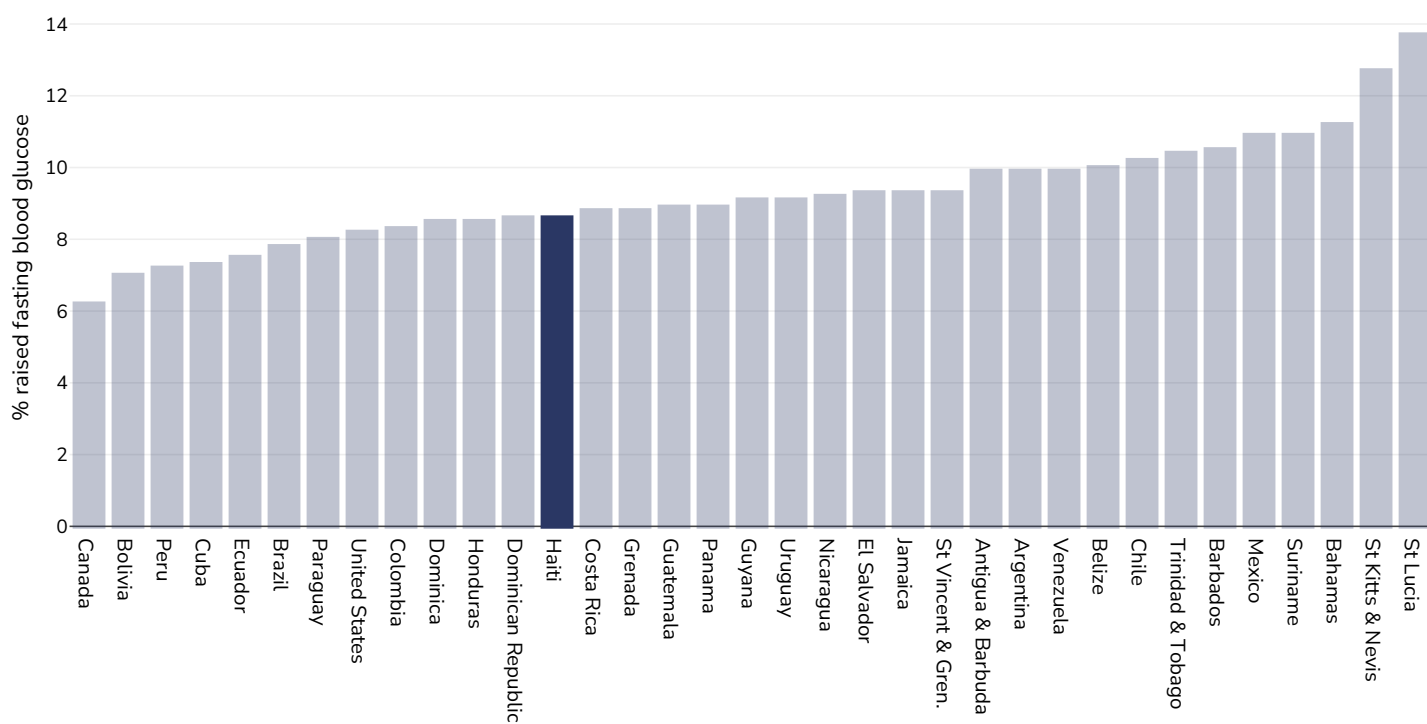
References:

Global Health Observatory data repository, World Health Organisation,  
<http://apps.who.int/gho/data/node.main.A869?lang=en>

Definitions:

Age Standardised % raised fasting blood glucose ( $\geq 7.0$  mmol/L or on medication).

## Women, 2014



References:

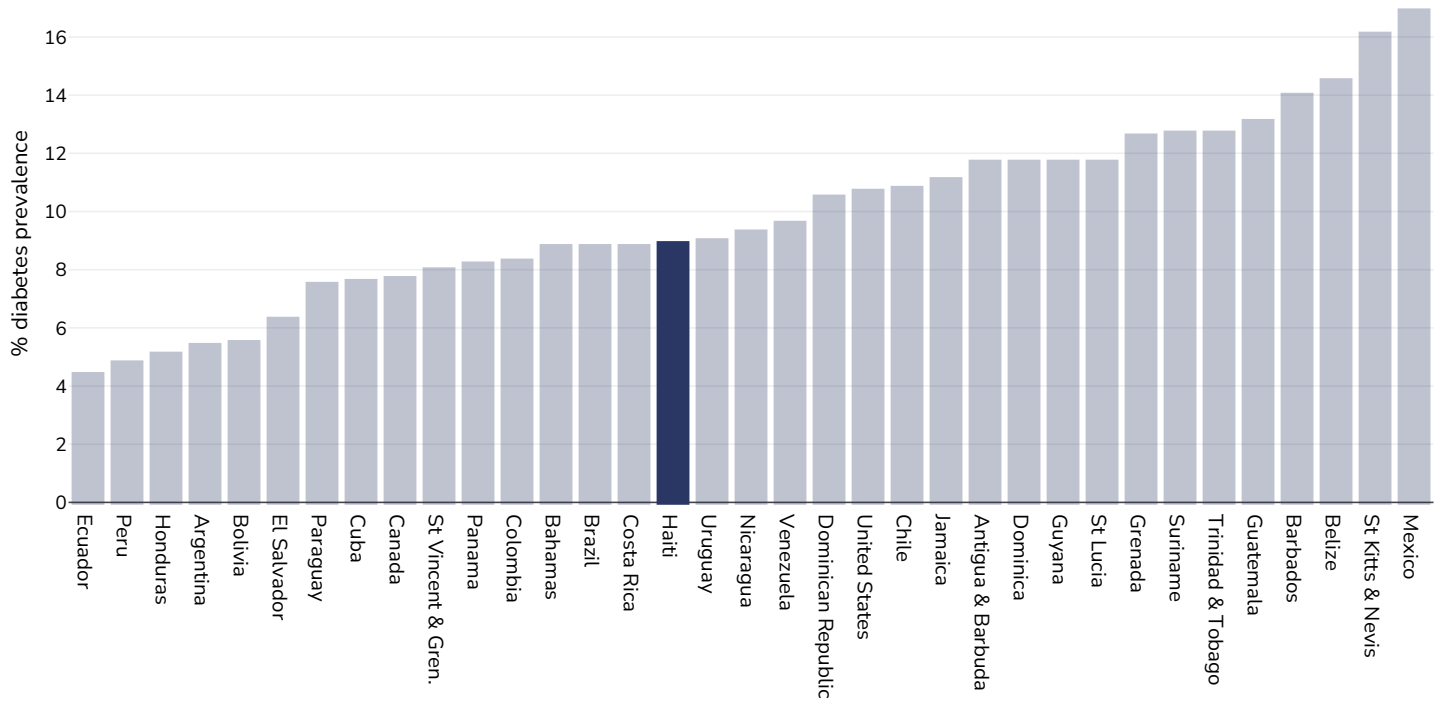
Global Health Observatory data repository, World Health Organisation,  
<http://apps.who.int/gho/data/node.main.A869?lang=en>

Definitions:

Age Standardised % raised fasting blood glucose ( $\geq 7.0$  mmol/L or on medication).

## Diabetes prevalence

### Adults, 2021



Age: 20-79

Area covered: National

References: Reproduced with kind permission International Diabetes Federation. IDF Diabetes Atlas, 10th edn. Brussels, Belgium:International Diabetes Federation, 2021. <http://www.diabetesatlas.org>

Definitions: Age-adjusted comparative prevalence of diabetes, %

## Contextual factors

**Disclaimer:** These contextual factors should be interpreted with care. Results are updated as regularly as possible and use very specific criteria. The criteria used and full definitions are available for download at the bottom of this page.



### Labelling

---

Is there mandatory nutrition labelling?



---

Front-of-package labelling?



---

Back-of-pack nutrition declaration?



---

Color coding?



---

Warning label?





## Regulation and marketing

|   |          |
|---|----------|
| <b>Are there fiscal policies on unhealthy products?</b>   | <b>X</b> |
| Tax on unhealthy foods?   | X        |
| Tax on unhealthy drinks?  | X        |
| <b>Are there fiscal policies on healthy products?</b>   | <b>X</b> |
| Subsidy on fruits?  | X        |
| Subsidy on vegetables?  | X        |
| Subsidy on other healthy products?  | X        |
| <b>Mandatory limit or ban of trans fat (all settings)?</b>  | <b>X</b> |
| Mandatory limit of trans fats in place (all settings)?  | X        |
| Ban on trans-fats or phos in place (all settings)?  | X        |
| <b>Are there any mandatory policies/marketing restrictions on the promotion of unhealthy food/drinks to children?</b> | <b>X</b> |
| Mandatory restriction on broadcast media?   | X        |
| Mandatory restriction on non-broadcast media?   | X        |
| Voluntary policies/marketing restrictions on the promotion of unhealthy food/drinks to children?                      | X        |
| <b>Are there mandatory standards for food in schools?</b>   | <b>?</b> |
| <b>Are there any mandatory nutrient limits in any manufactured food products?</b>                                     | <b>X</b> |
| <b>Nutrition standards for public sector procurement?</b>   | <b>X</b> |





## Political will and support

|   |   |
|---|---|
| National obesity strategy or nutrition and physical activity national strategy? | ✓ |
| National obesity strategy?  | ✗ |
| National childhood obesity strategy?  | ✓ |
| Comprehensive nutrition strategy?   | ✓ |
| Comprehensive physical activity strategy?                                       | ✗ |
| Evidence-based dietary guidelines and/or RDAs?                                  | ✗ |
| National target(s) on reducing obesity?   | ✗ |
| Guidelines/policy on obesity treatment?   | ✗ |
| Promotion of breastfeeding?   | ✓ |



## Monitoring and surveillance

|  |   |
|--|---|
| Monitoring of the prevalence and incidence for the main obesity-related NCDs and risk factors? | ✓ |
| Within 5 years?  | ✓ |



## Governance and resource

|   |   |
|---|---|
| Multi-sectoral national co-ordination mechanism for obesity or nutrition (including obesity)? | ✗ |
|---|---|

### Key

✓ Present

✓<sub>v</sub> Present  
(voluntary)

✓ Incoming

✗ Absent

? Unknown