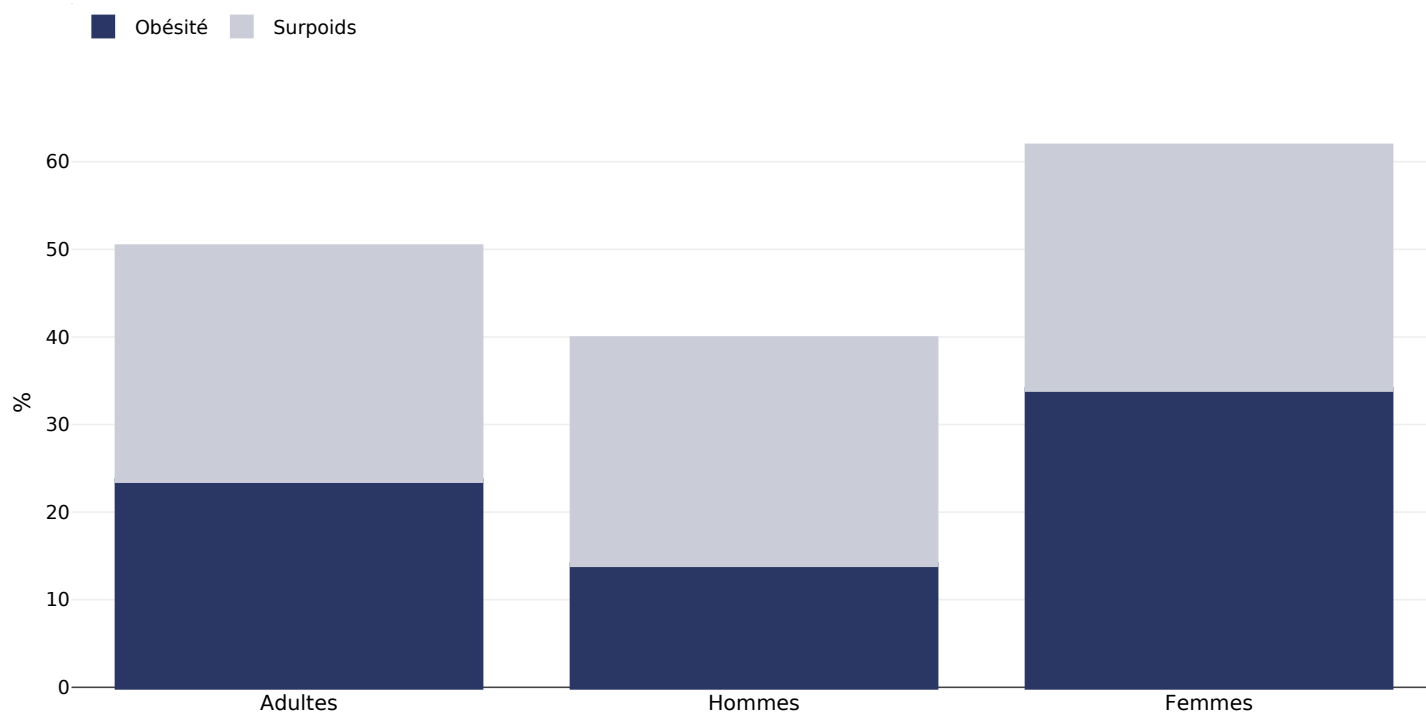


Report card Guyane



Prévalence de l'obésité

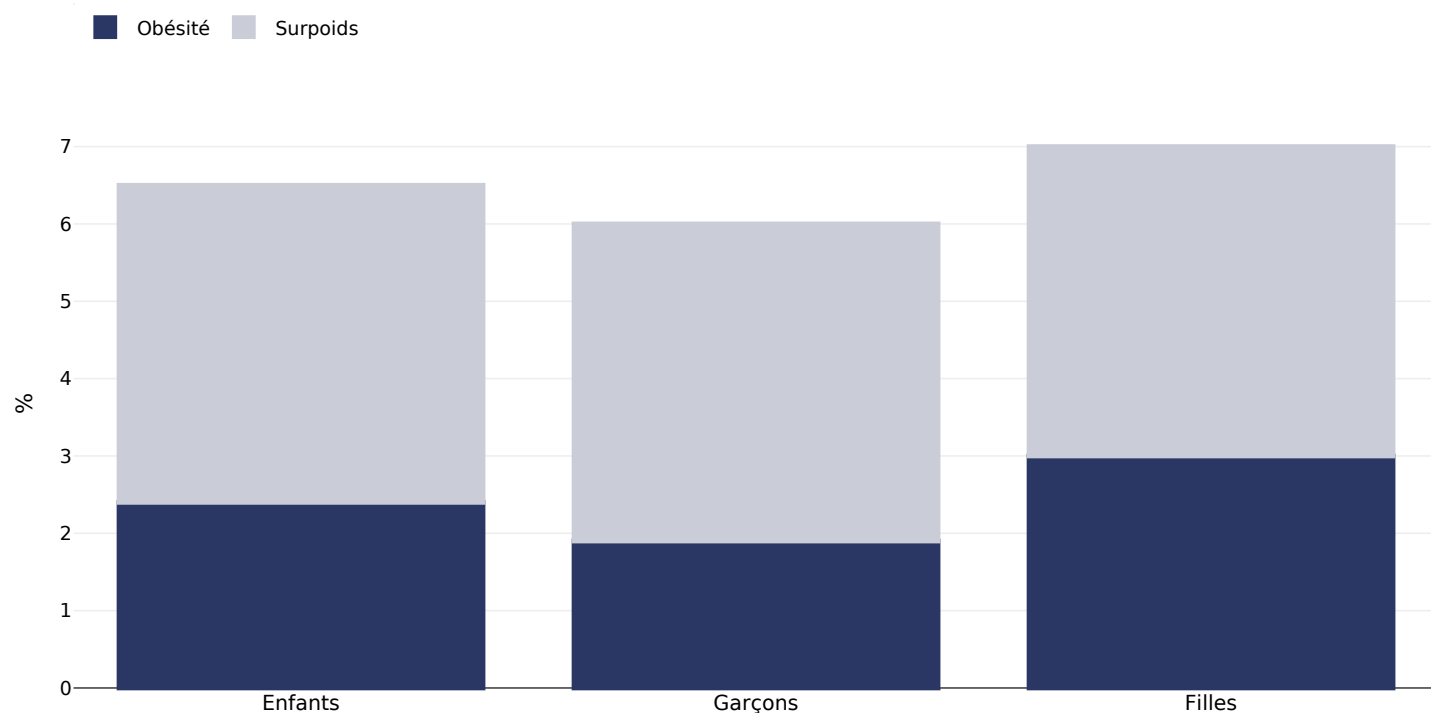
Adultes, 2016



Type d'enquête:	Mesuré
Âge:	18-69
Taille de l'échantillon:	3456
Région couverte:	National
Références:	Pan American STEPS Risk Factor Surveillance Survey Guyana 2016 Report. Guyana.: PAHO, Ministry of Public Health of Guyana, and the Bureau of Statistics, Guyana 2019

Sauf indication contraire, le surpoids fait référence à un IMC compris entre 25 kg et 29,9 kg/m², l'obésité fait référence à un IMC supérieur à 30 kg/m².

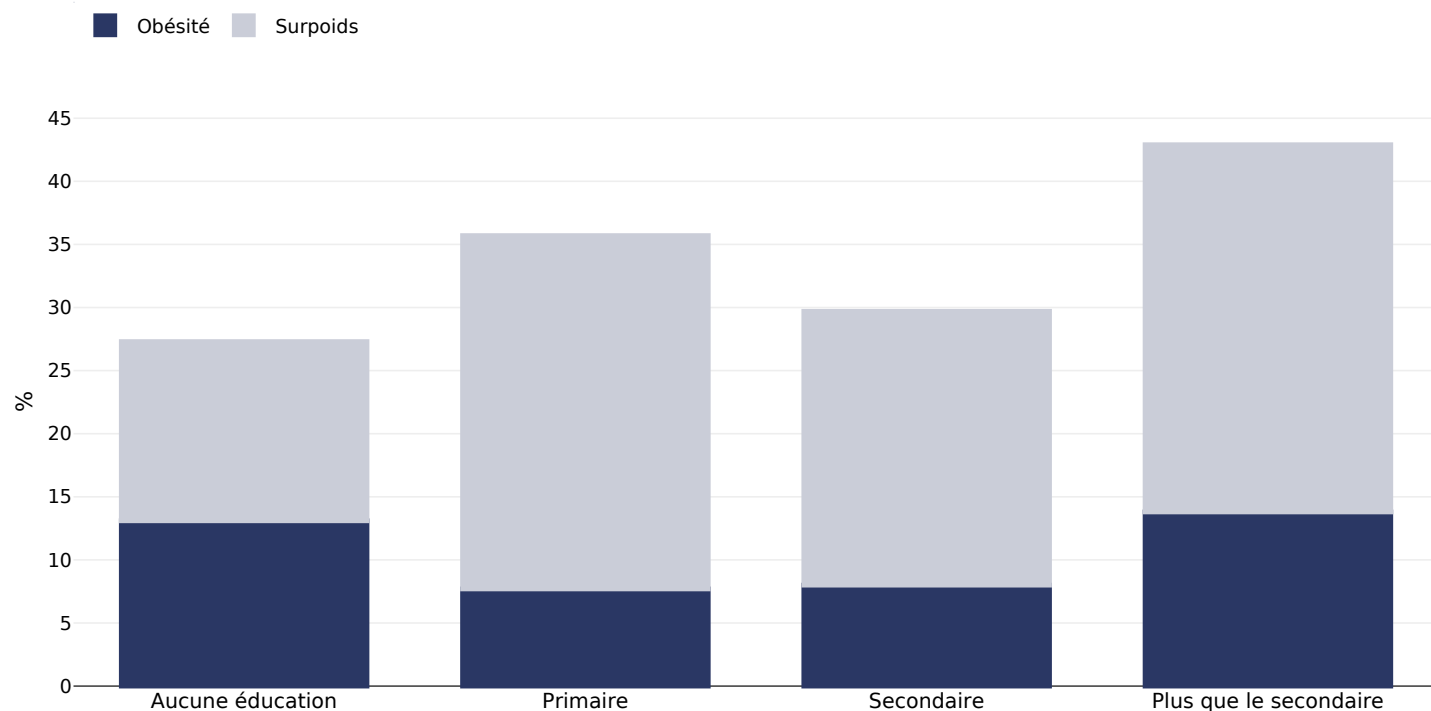
Enfants, 2019-2020



Type d'enquête:	Mesuré
Âge:	0-5
Taille de l'échantillon:	2626
Région couverte:	National
Références:	Government of Guyana and UNICEF. 2021. Guyana Multiple Indicator Cluster Survey 2019-2020, Survey Findings Report. Georgetown, Guyana: UNICEF. Available at https://mics-surveys-prod.s3.amazonaws.com/MICS6/Latin%20America%20and%20Caribbean/Guyana/2019-2020/Survey%20findings/Guyana%202019-20%20MICS%20Survey%20Findings%20Report_English.pdf (last accessed 11.05.21)
Notes:	Infants
Définitions (uniquement disponible en anglais):	Weight for Height + 2SD-3SD +> 3SD
Cutoffs:	Other

Surpoids/obésité selon le niveau de scolarité

Hommes, 2009



Type d'enquête: Mesuré

Âge: 15-49

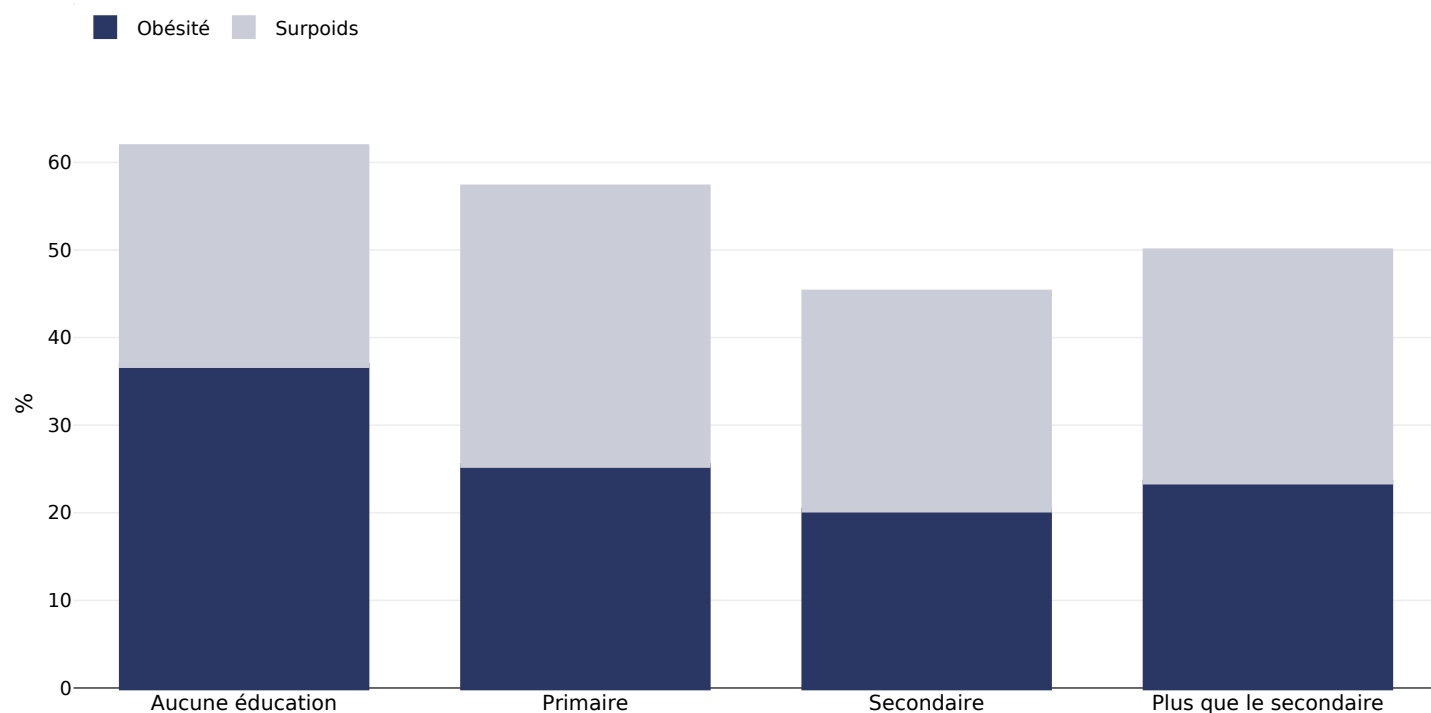
Taille de l'échantillon: Male: 3250 and Female: 4502

Région couverte: National

Références: Ministry of Health (MOH), Bureau of Statistics (BOS), and ICF Macro. 2010. Guyana Demographic and Health Survey 2009. Georgetown, Guyana: MOH, BOS, and ICF Macro.

Sauf indication contraire, le surpoids fait référence à un IMC compris entre 25 kg et 29,9 kg/m², l'obésité fait référence à un IMC supérieur à 30 kg/m².

Femmes, 2009



Type d'enquête: Mesuré

Âge: 15-49

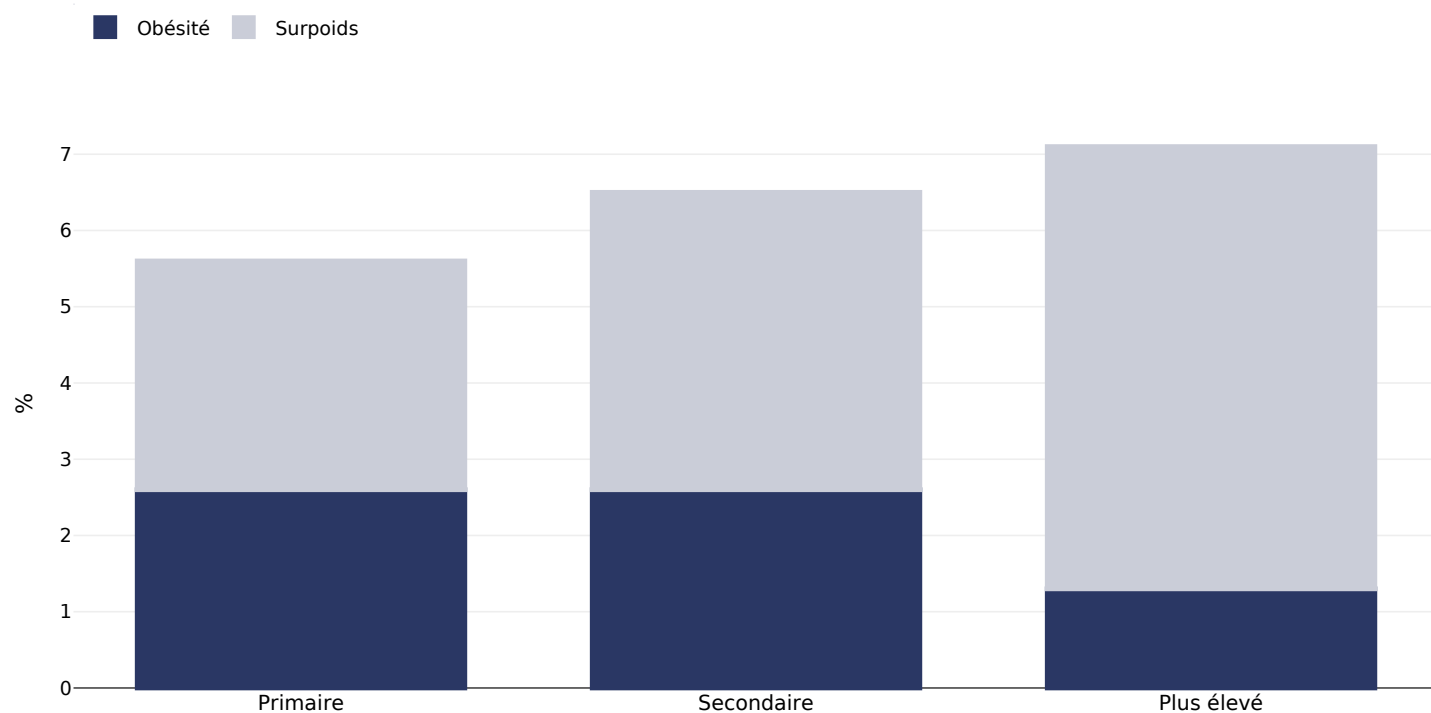
Taille de l'échantillon: Male: 3250 and Female: 4502

Région couverte: National

Références: Ministry of Health (MOH), Bureau of Statistics (BOS), and ICF Macro. 2010. Guyana Demographic and Health Survey 2009. Georgetown, Guyana: MOH, BOS, and ICF Macro.

Sauf indication contraire, le surpoids fait référence à un IMC compris entre 25 kg et 29,9 kg/m², l'obésité fait référence à un IMC supérieur à 30 kg/m².

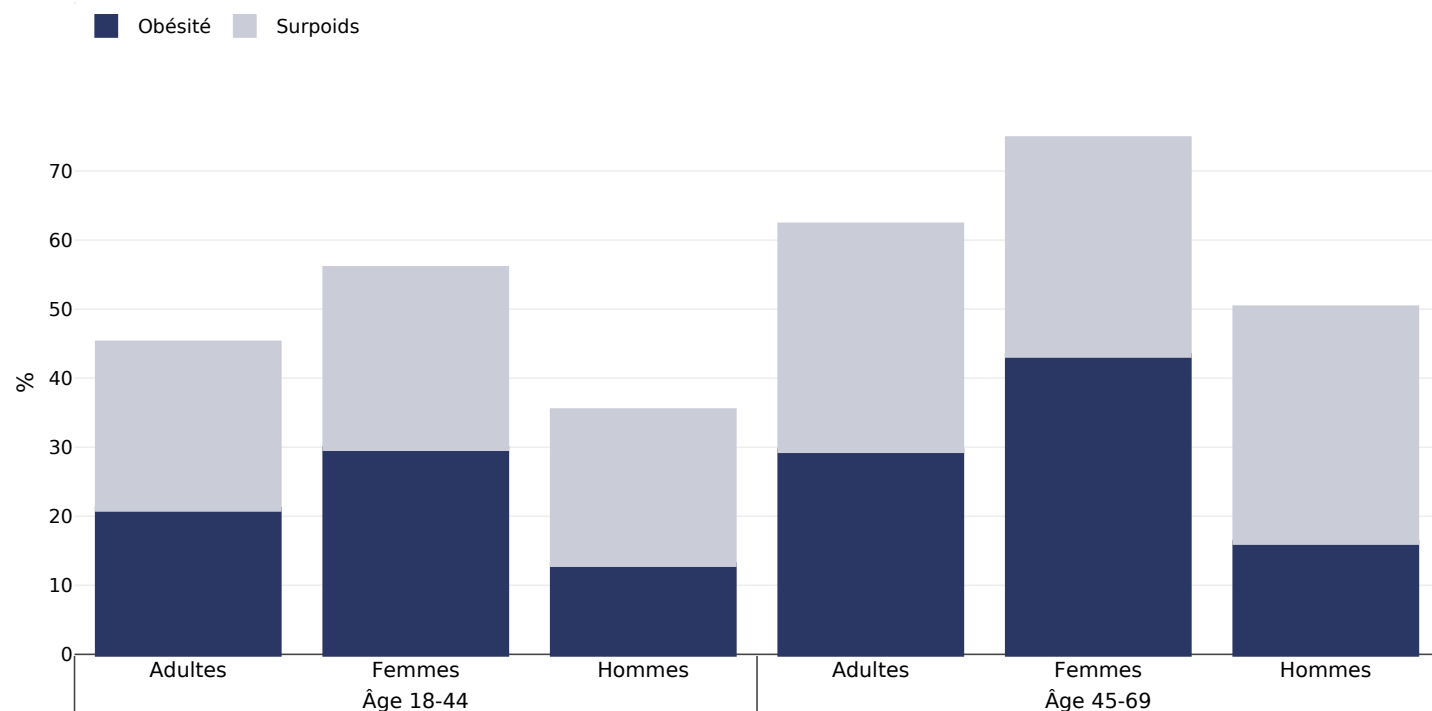
Enfants, 2019-2020



Type d'enquête:	Mesuré
Taille de l'échantillon:	2626
Région couverte:	National
Références:	Government of Guyana and UNICEF. 2021. Guyana Multiple Indicator Cluster Survey 2019-2020, Survey Findings Report. Georgetown, Guyana: UNICEF. Available at https://mics-surveys-prod.s3.amazonaws.com/MICS6/Latin%20America%20and%20Caribbean/Guyana/2019-2020/Survey%20findings/Guyana%202019-20%20MICS%20Survey%20Findings%20Report_English.pdf (last accessed 11.05.21)
Notes:	Infants Pre-Primary sample excluded as too small (n=35) Missing data n=29
Définitions (uniquement disponible en anglais):	Weight for Height + 2SD-3SD +> 3SD
Cutoffs:	Other

Surpoids/obésité selon l'âge

Adultes, 2016



Type d'enquête: Mesuré

Taille de l'échantillon: 3456

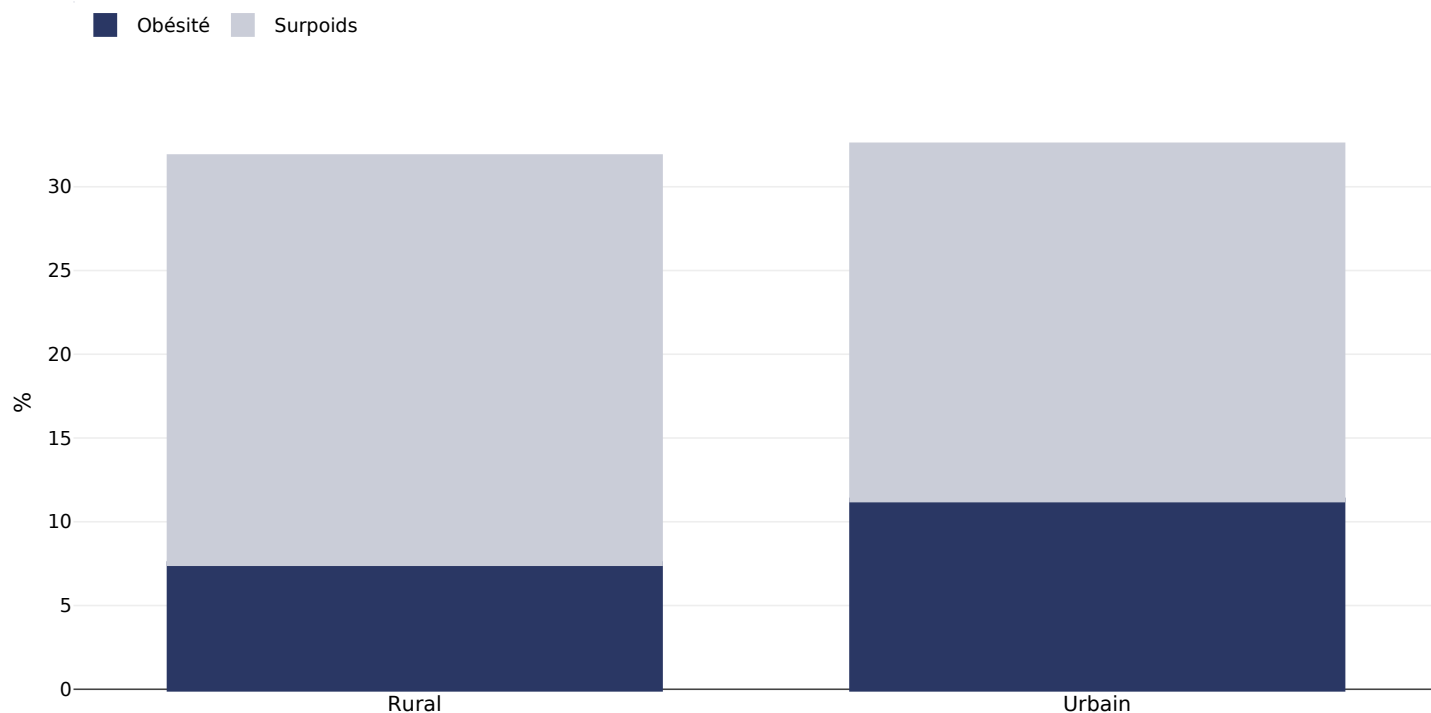
Région couverte: National

Références: https://cdn.who.int/media/docs/default-source/ncds/ncd-surveillance/data-reporting/guyana/2016-steps-guy-country-report-final.pdf?sfvrsn=9e39e8ed_1&download=true

Sauf indication contraire, le surpoids fait référence à un IMC compris entre 25 kg et 29,9 kg/m², l'obésité fait référence à un IMC supérieur à 30 kg/m².

Surpoids/obésité selon la région

Hommes, 2009



Type d'enquête: Mesuré

Âge: 15-49

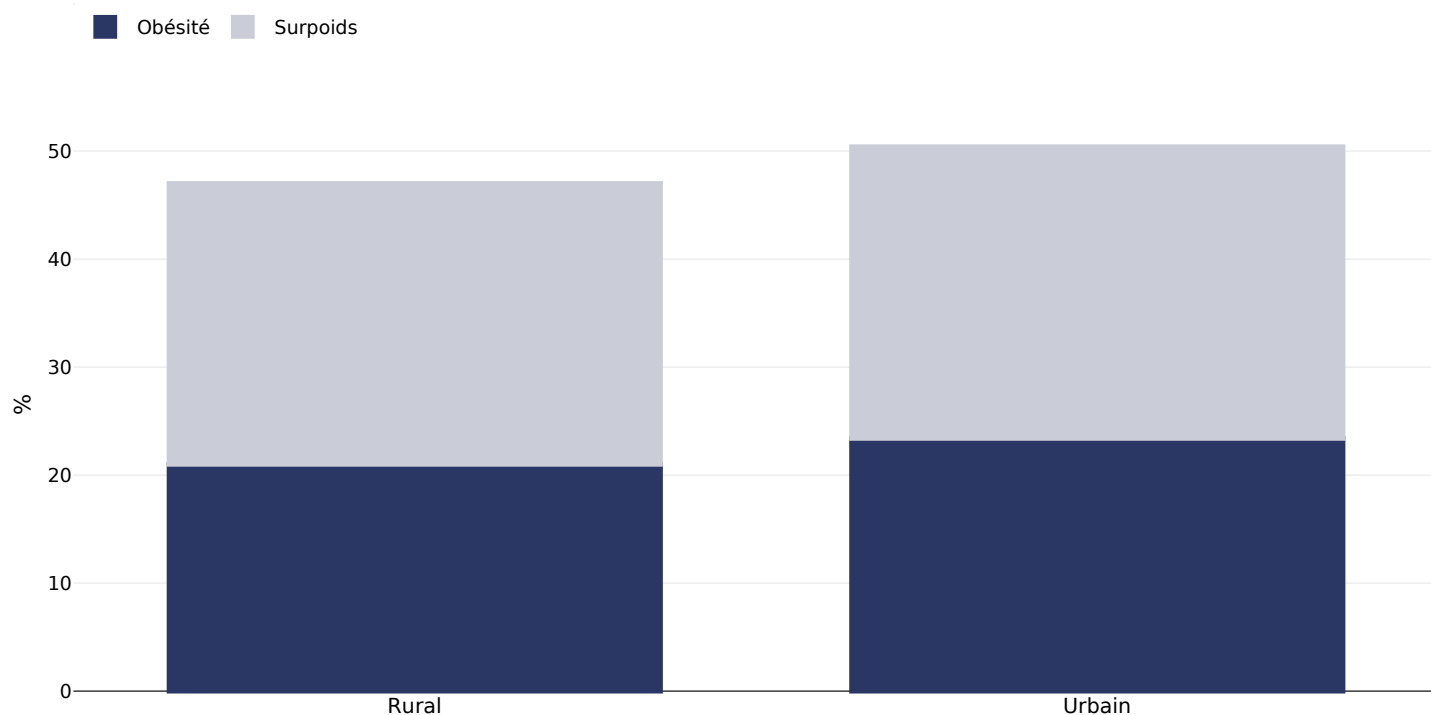
Taille de l'échantillon: Male: 3250 and Female: 4502

Région couverte: National

Références: Ministry of Health (MOH), Bureau of Statistics (BOS), and ICF Macro. 2010. Guyana Demographic and Health Survey 2009. Georgetown, Guyana: MOH, BOS, and ICF Macro.

Sauf indication contraire, le surpoids fait référence à un IMC compris entre 25 kg et 29,9 kg/m², l'obésité fait référence à un IMC supérieur à 30 kg/m².

Femmes, 2009



Type d'enquête: Mesuré

Âge: 15-49

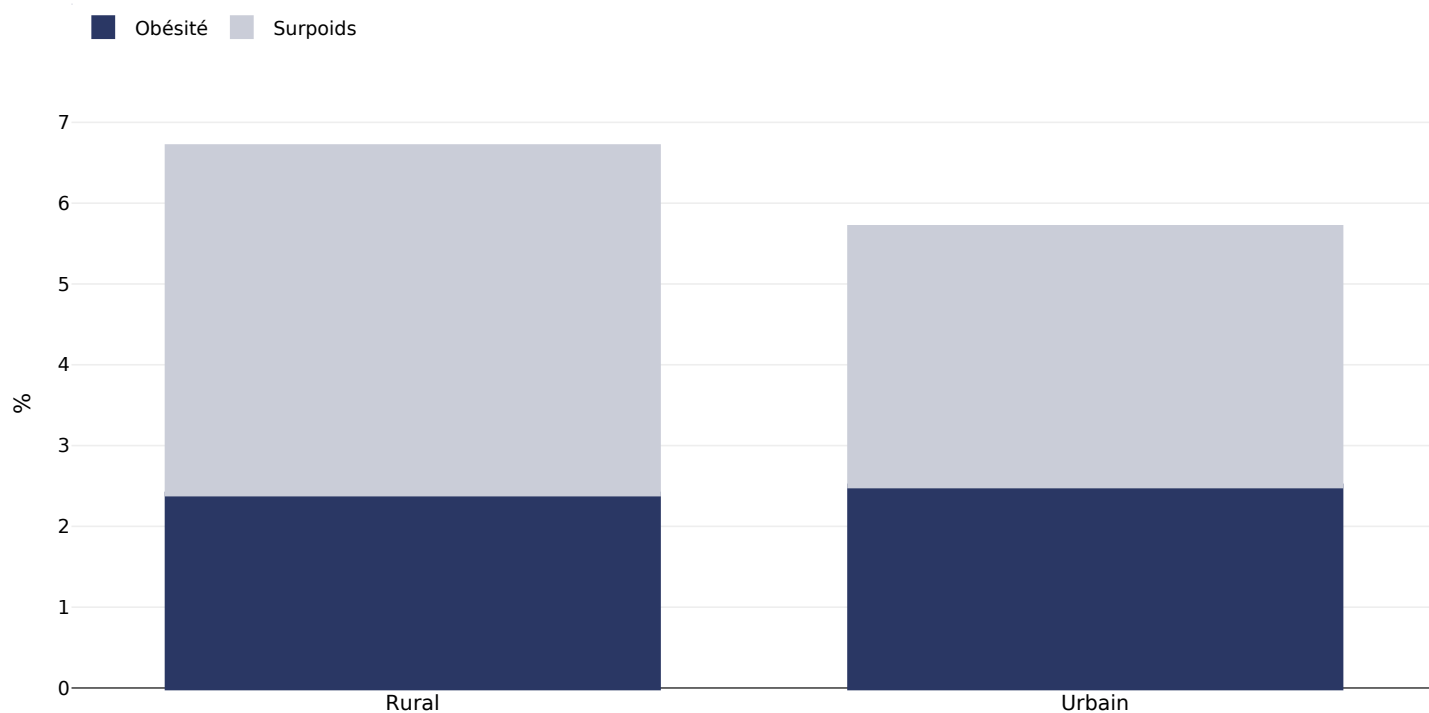
Taille de l'échantillon: Male: 3250 and Female: 4502

Région couverte: National

Références: Ministry of Health (MOH), Bureau of Statistics (BOS), and ICF Macro. 2010. Guyana Demographic and Health Survey 2009. Georgetown, Guyana: MOH, BOS, and ICF Macro.

Sauf indication contraire, le surpoids fait référence à un IMC compris entre 25 kg et 29,9 kg/m², l'obésité fait référence à un IMC supérieur à 30 kg/m².

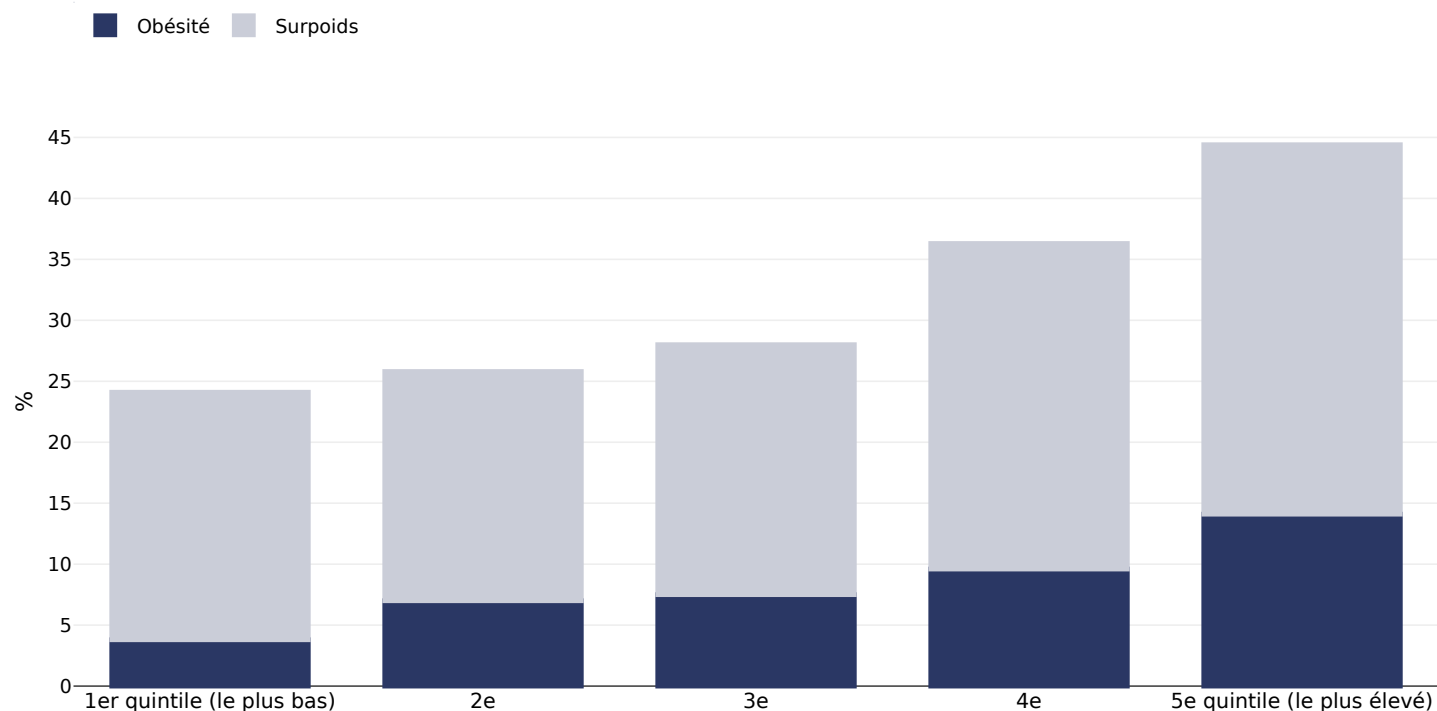
Enfants, 2019-2020



Type d'enquête:	Autodéclaré
Taille de l'échantillon:	2626
Région couverte:	National
Références:	Government of Guyana and UNICEF. 2021. Guyana Multiple Indicator Cluster Survey 2019-2020, Survey Findings Report. Georgetown, Guyana: UNICEF. Available at https://mics-surveys-prod.s3.amazonaws.com/MICS6/Latin%20America%20and%20Caribbean/Guyana/2019-2020/Survey%20findings/Guyana%202019-20%20MICS%20Survey%20Findings%20Report_English.pdf (last accessed 11.05.21)
Notes:	Infants
Définitions (uniquement disponible en anglais):	Weight for Height + 2SD-3SD +> 3SD
Cutoffs:	Other

Surpoids/obésité selon le groupe socio-économique

Hommes, 2009



Type d'enquête: Mesuré

Âge: 15-49

Taille de l'échantillon: Male: 3250 and Female: 4502

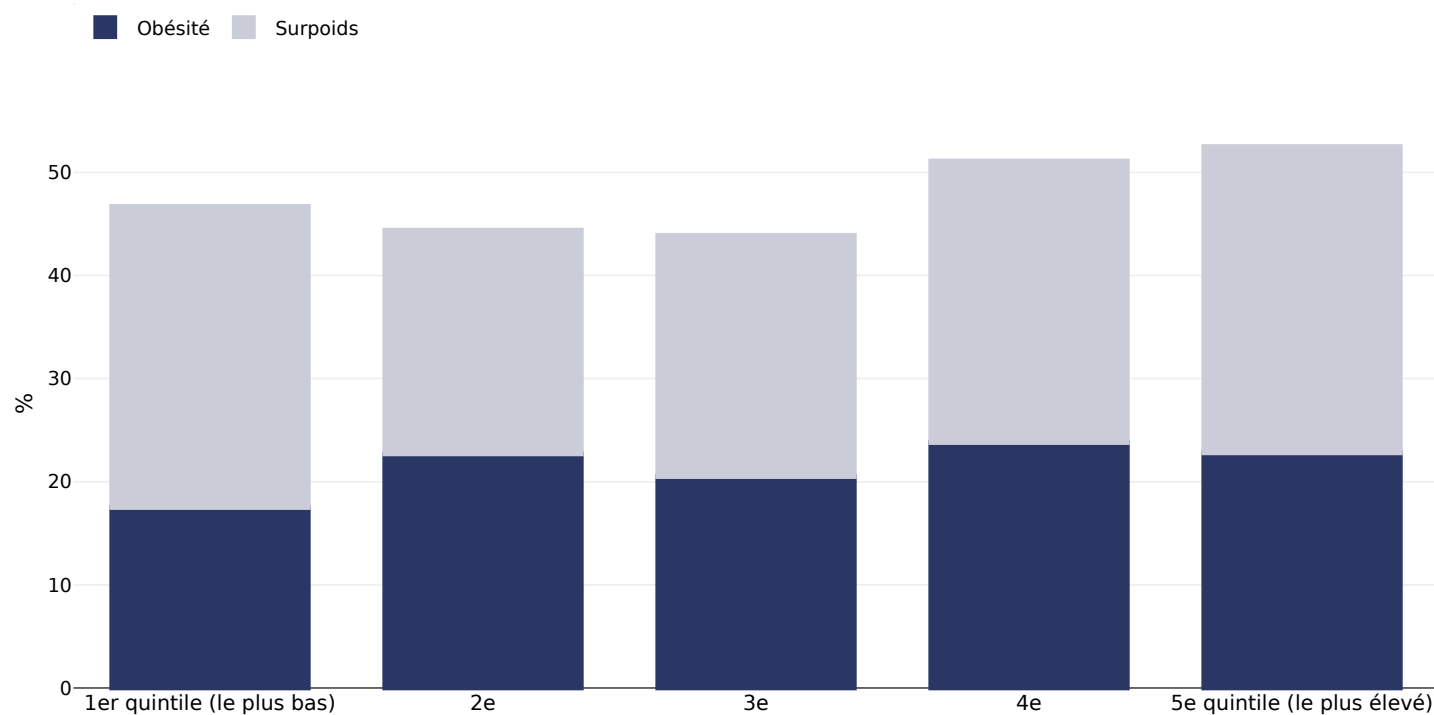
Région couverte: National

Références: Ministry of Health (MOH), Bureau of Statistics (BOS), and ICF Macro. 2010. Guyana Demographic and Health Survey 2009. Georgetown, Guyana: MOH, BOS, and ICF Macro.

Notes: Prevalence of overweight and obesity by wealth quintile

Sauf indication contraire, le surpoids fait référence à un IMC compris entre 25 kg et 29,9 kg/m², l'obésité fait référence à un IMC supérieur à 30 kg/m².

Femmes, 2009



Type d'enquête: Mesuré

Âge: 15-49

Taille de l'échantillon: Male: 3250 and Female: 4502

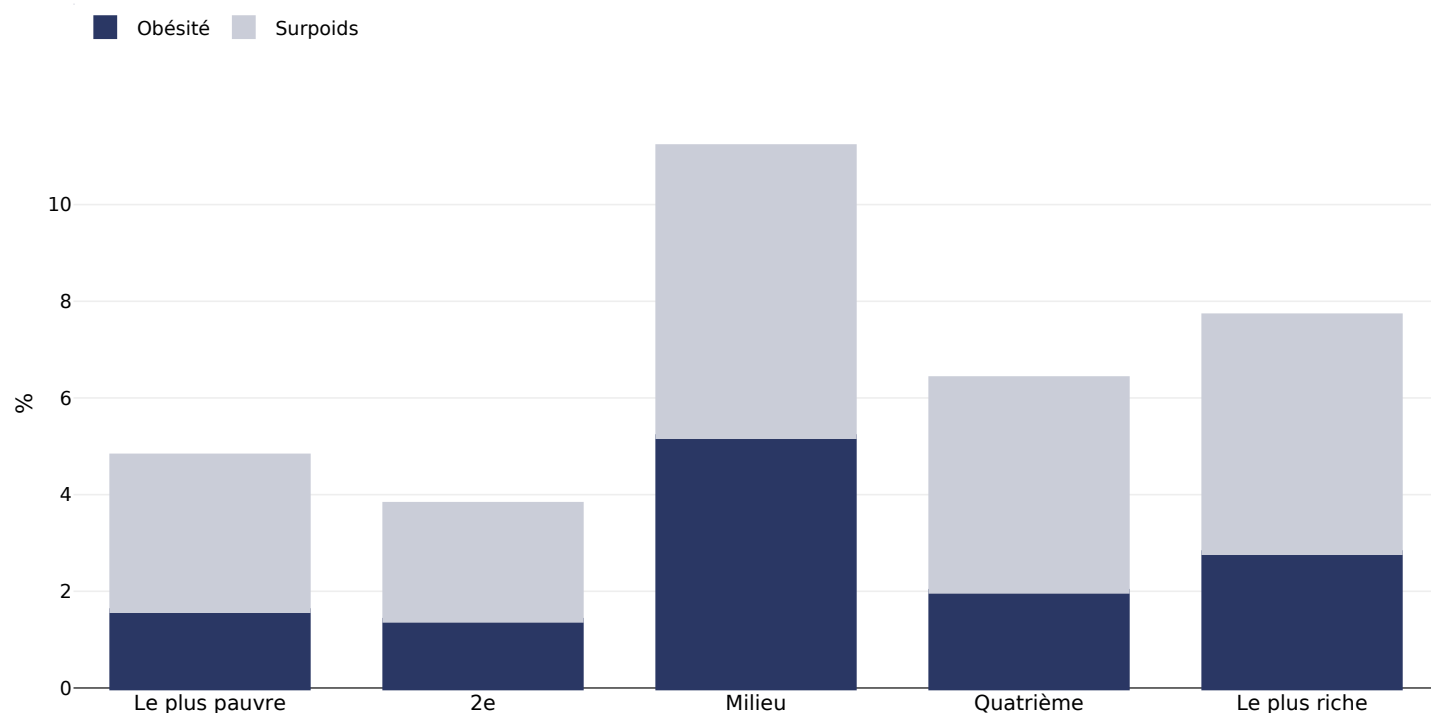
Région couverte: National

Références: Ministry of Health (MOH), Bureau of Statistics (BOS), and ICF Macro. 2010. Guyana Demographic and Health Survey 2009. Georgetown, Guyana: MOH, BOS, and ICF Macro.

Notes: Prevalence of overweight and obesity by wealth quintile

Sauf indication contraire, le surpoids fait référence à un IMC compris entre 25 kg et 29,9 kg/m², l'obésité fait référence à un IMC supérieur à 30 kg/m².

Enfants, 2019-2020

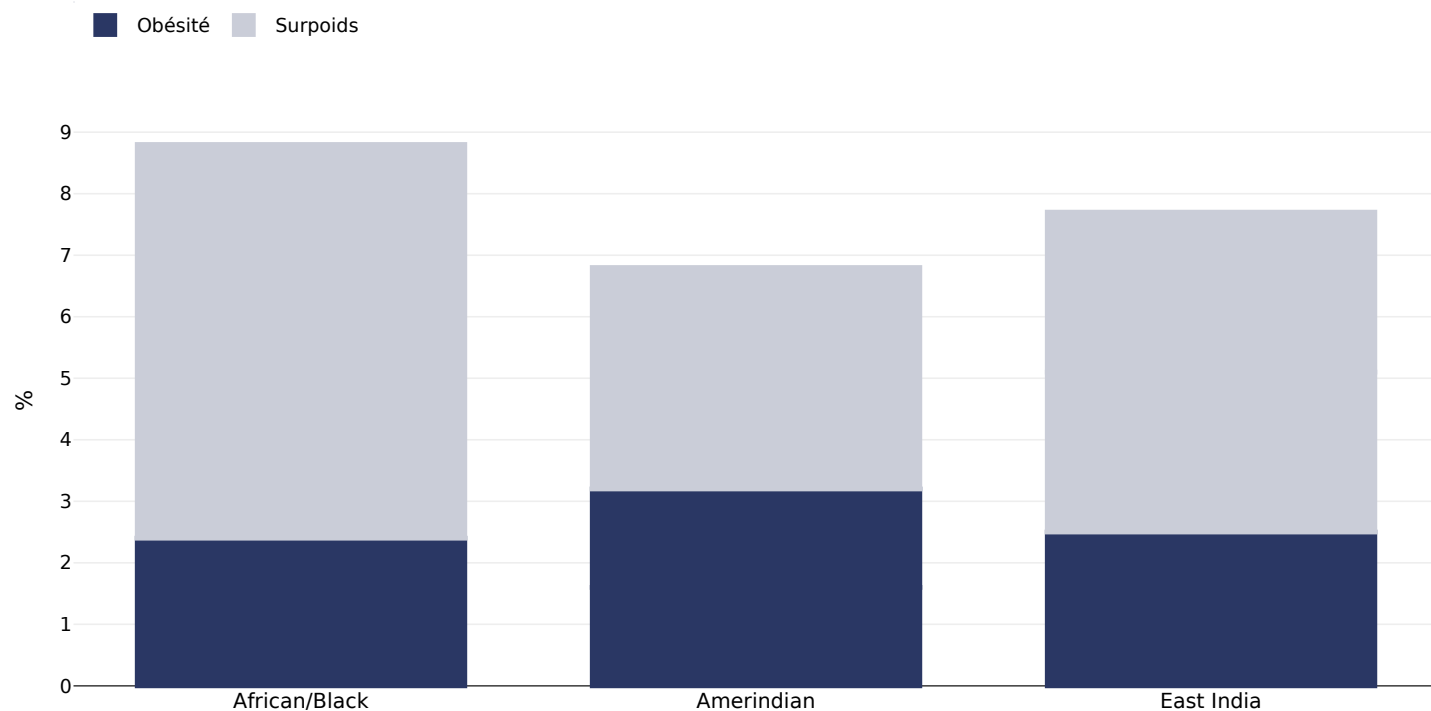


Type d'enquête:	Mesuré
Taille de l'échantillon:	2626
Région couverte:	National
Références:	Government of Guyana and UNICEF. 2021. Guyana Multiple Indicator Cluster Survey 2019-2020, Survey Findings Report. Georgetown, Guyana: UNICEF. Available at https://mics-surveys-prod.s3.amazonaws.com/MICS6/Latin%20America%20and%20Caribbean/Guyana/2019-2020/Survey%20findings/Guyana%202019-20%20MICS%20Survey%20Findings%20Report_English.pdf (last accessed 11.05.21)
Notes:	Infants
Définitions (uniquement disponible en anglais):	Weight for Height + 2SD-3SD +> 3SD
Cutoffs:	Other

Surpoids/obésité selon l'origine ethnique

Ethnic groups are as defined by publication of origin and are not as defined by WOF. In some instances ethnicity is conflated with nationality and/or race.

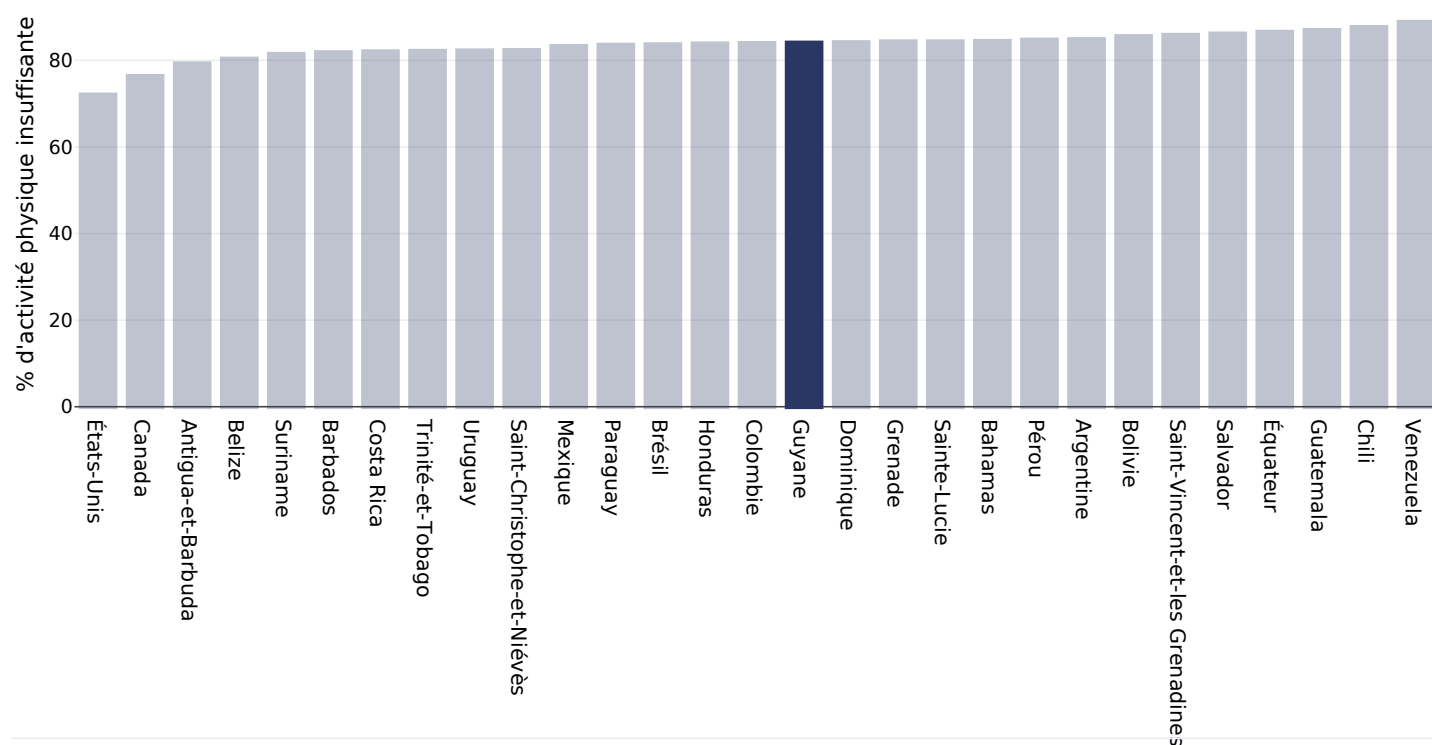
Enfants, 2019-2020



Type d'enquête:	Mesuré
Taille de l'échantillon:	2626
Région couverte:	National
Références:	Government of Guyana and UNICEF. 2021. Guyana Multiple Indicator Cluster Survey 2019-2020, Survey Findings Report. Georgetown, Guyana: UNICEF. Available at https://mics-surveys-prod.s3.amazonaws.com/MICS6/Latin%20America%20and%20Caribbean/Guyana/2019-2020/Survey%20findings/Guyana%202019-20%20MICS%20Survey%20Findings%20Report_English.pdf (last accessed 11.05.21)
Notes:	Infants
Définitions (uniquement disponible en anglais):	Weight for Height + 2SD-3SD +> 3SD
Cutoffs:	Other

% d'activité physique insuffisante

Enfants, 2016



Type d'enquête:

Autodéclaré

Âge:

11-17

Références:

Global Health Observatory data repository, World Health Organisation, <https://apps.who.int/gho/data/node.main.A893ADO?lang=en> (last accessed 16.03.21)

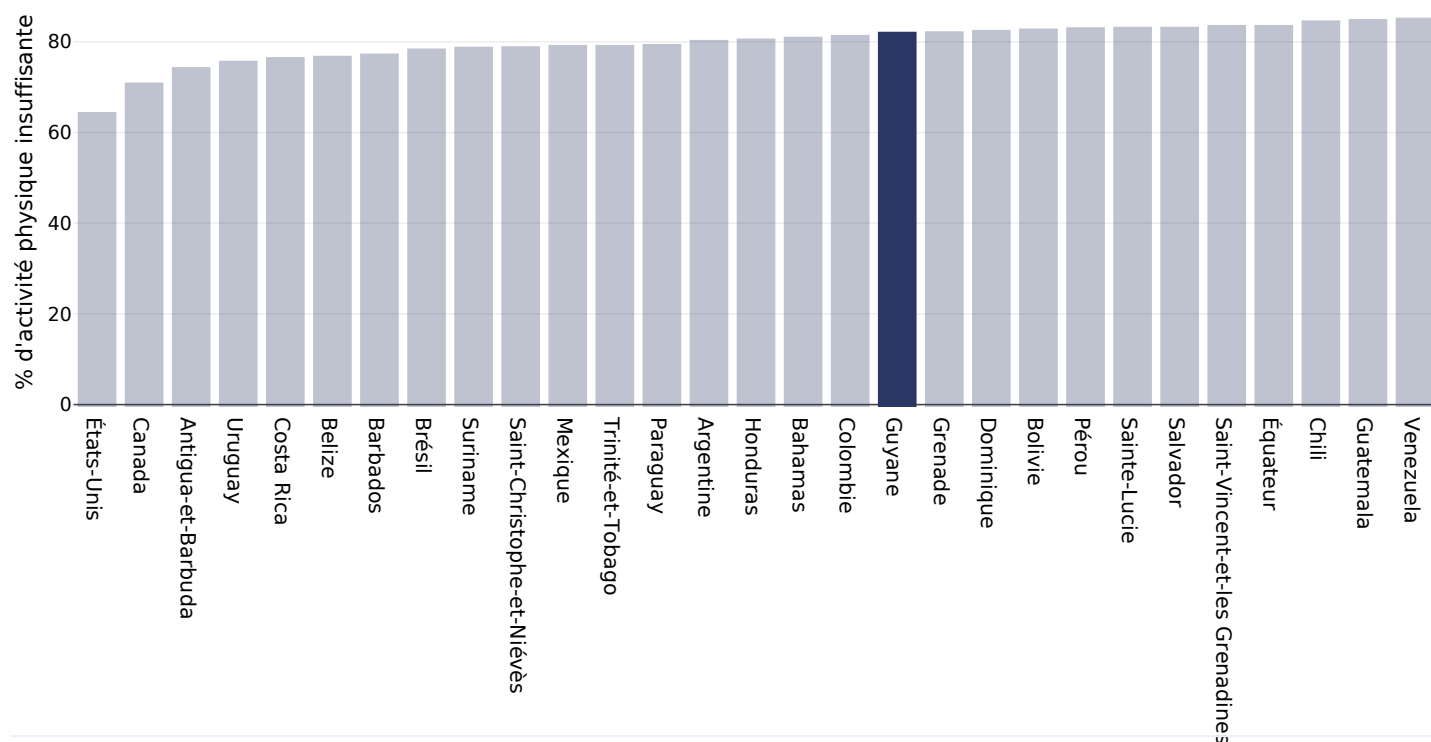
Notes:

% of school going adolescents not meeting WHO recommendations on Physical Activity for Health, i.e. doing less than 60 minutes of moderate- to vigorous-intensity physical activity daily.

Définitions (uniquement disponible en anglais):

% Adolescents insufficiently active (age standardised estimate)

Garçons, 2016



Type d'enquête:

Autodéclaré

Âge:

11-17

Références:

Global Health Observatory data repository, World Health Organisation, <https://apps.who.int/gho/data/node.main.A893ADO?lang=en> (last accessed 16.03.21)

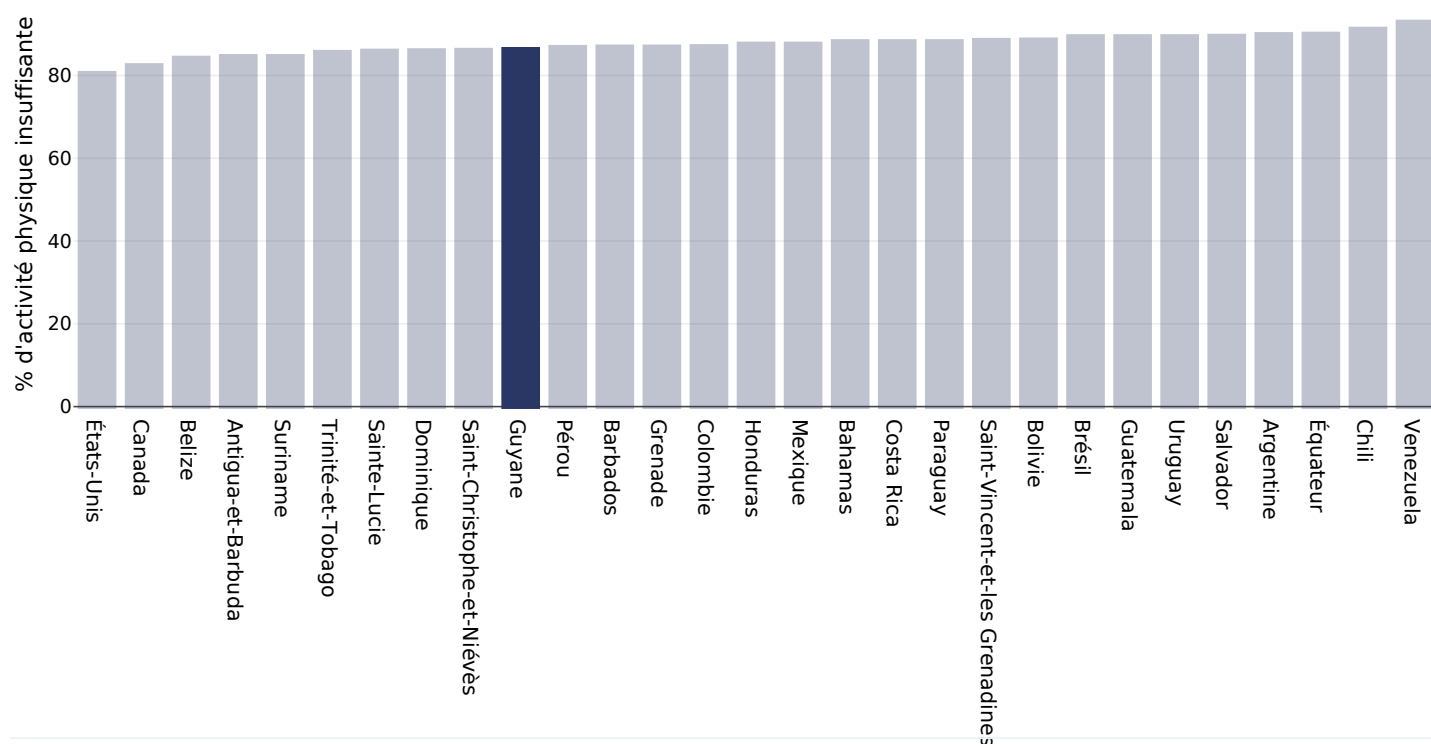
Notes:

% of school going adolescents not meeting WHO recommendations on Physical Activity for Health, i.e. doing less than 60 minutes of moderate- to vigorous-intensity physical activity daily.

Définitions (uniquement disponible en anglais):

% Adolescents insufficiently active (age standardised estimate)

Filles, 2016



Type d'enquête:

Autodéclaré

Âge:

11-17

Références:

Global Health Observatory data repository, World Health Organisation, <https://apps.who.int/gho/data/node.main.A893ADO?lang=en> (last accessed 16.03.21)

Notes:

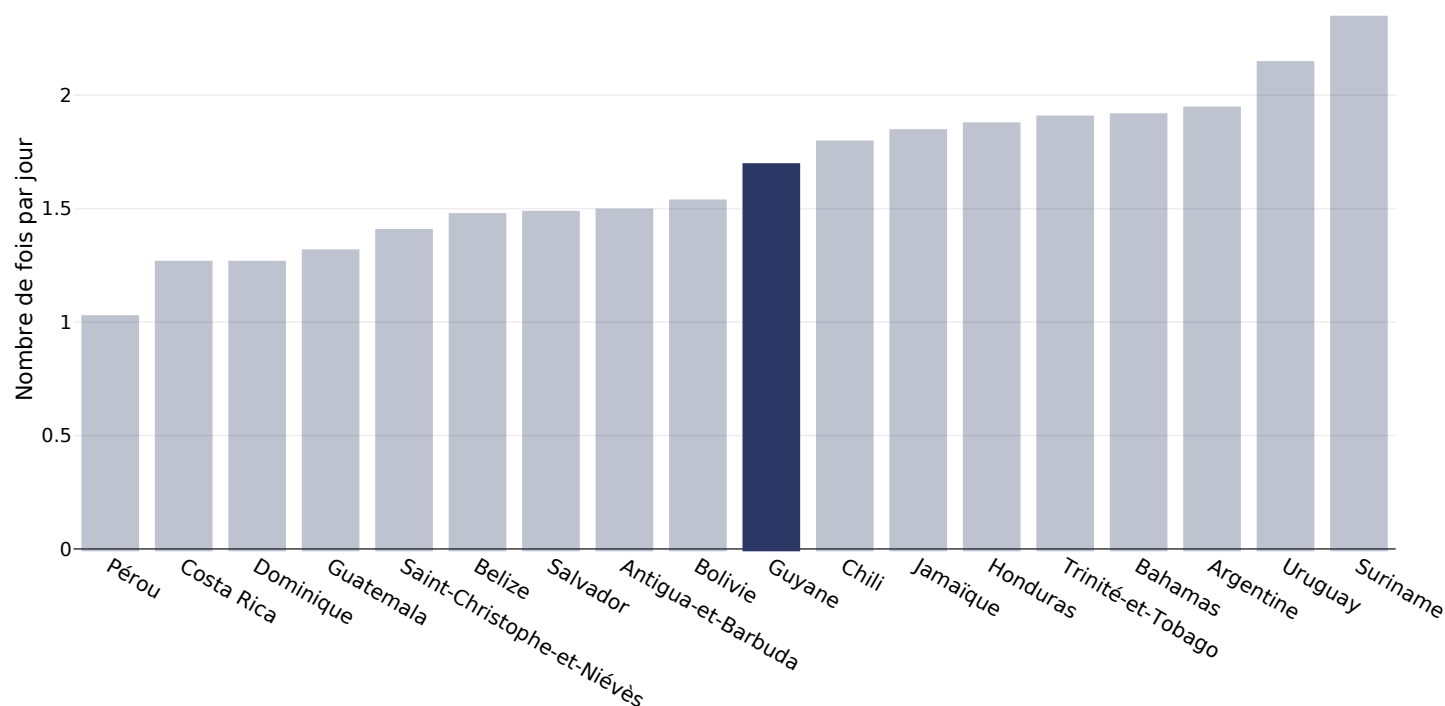
% of school going adolescents not meeting WHO recommendations on Physical Activity for Health, i.e. doing less than 60 minutes of moderate- to vigorous-intensity physical activity daily.

Définitions (uniquement disponible en anglais):

% Adolescents insufficiently active (age standardised estimate)

Fréquence quotidienne moyenne de consommation de boissons non-alcoolisées gazeuses

Enfants, 2009-2015



Type d'enquête:

Mesuré

Âge:

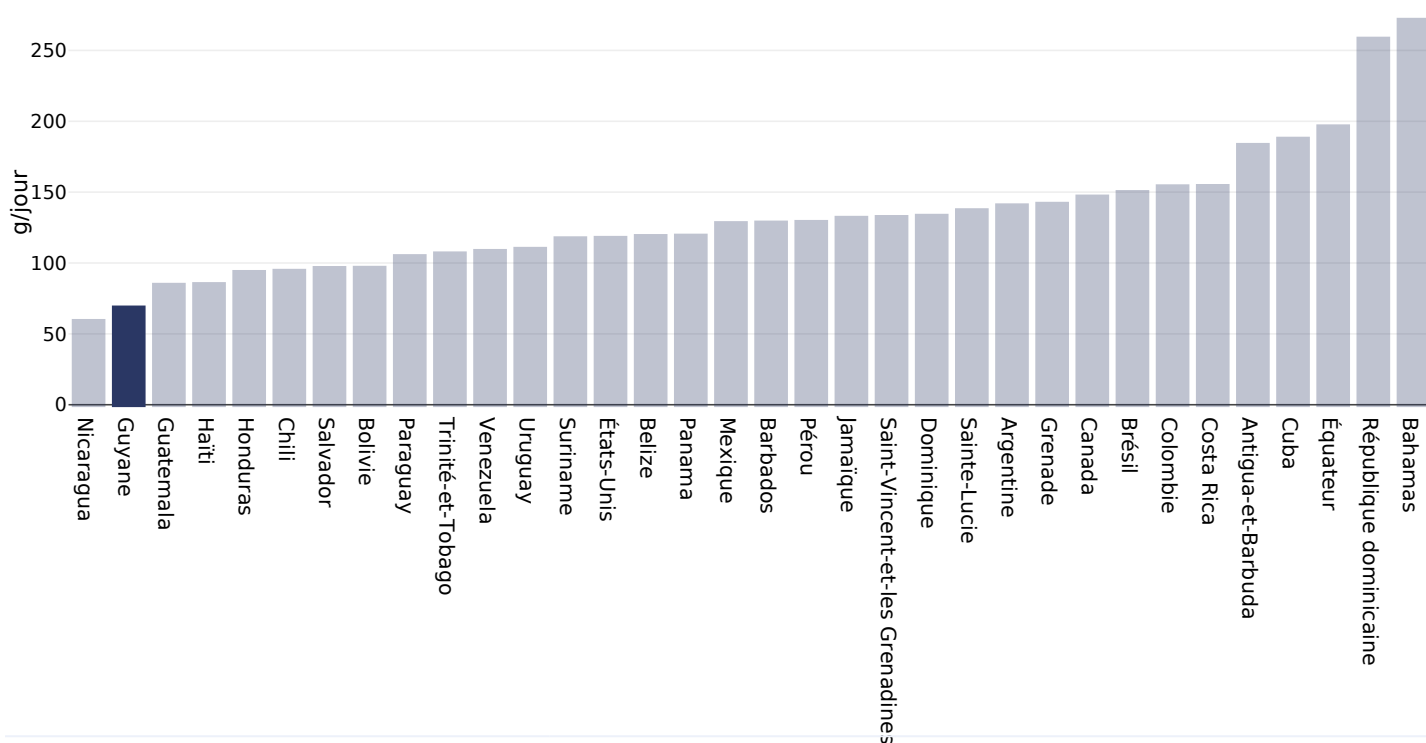
12-17

Références:

Beal et al. (2019). Global Patterns of Adolescent Fruit, Vegetable, Carbonated Soft Drink, and Fast-food consumption: A meta-analysis of global school-based student health surveys. Food and Nutrition Bulletin. <https://doi.org/10.1177/0379572119848287> sourced from Food Systems Dashboard <http://www.foodsystemsdashboard.org/food-system>

Estimated per capita fruit intake

Adultes, 2017



Type d'enquête:

Mesuré

Âge:

25+

Références:

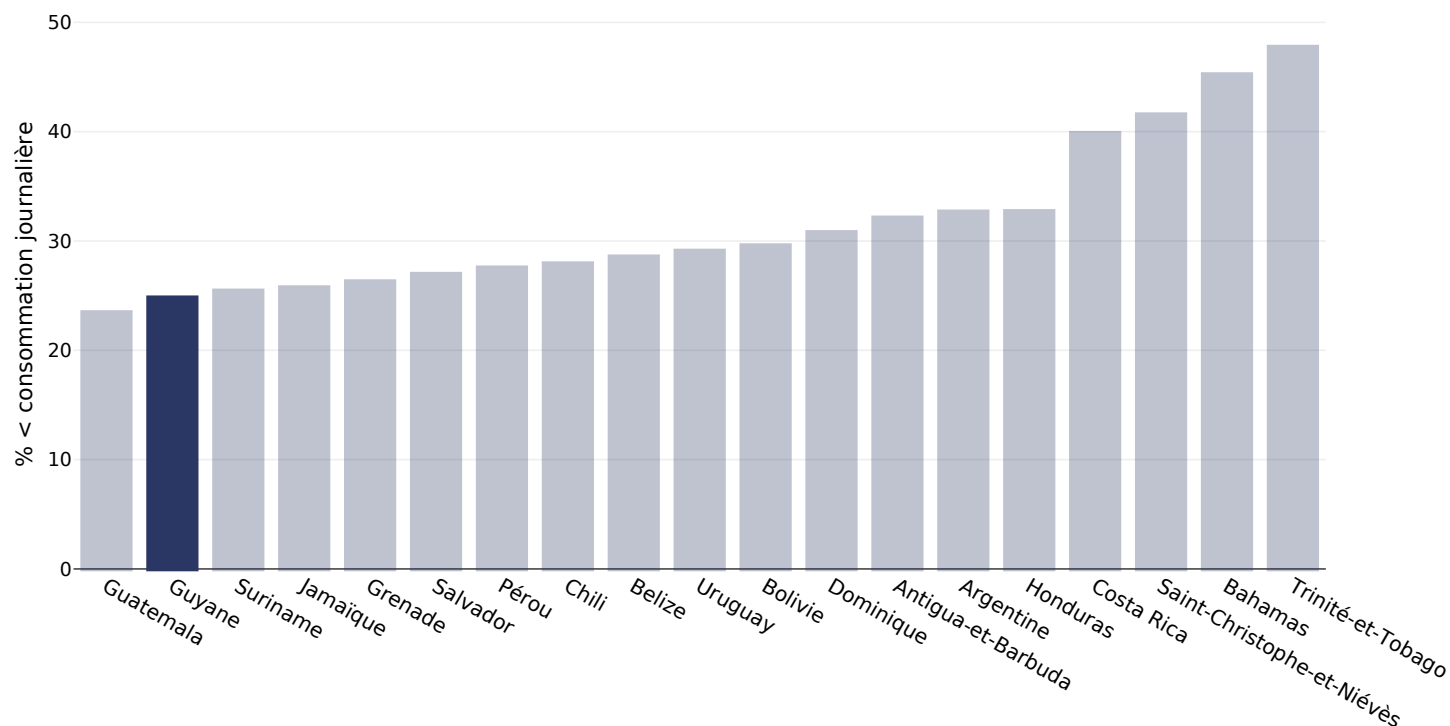
Global Burden of Disease, the Institute for Health Metrics and Evaluation
<http://ghdx.healthdata.org/>

Définitions (uniquement disponible en anglais):

Estimated per-capita fruit intake (g/day)

Prévalence d'une consommation de fruits inférieure à 1 fois par jour

Enfants, 2009-2015



Type d'enquête:

Mesuré

Âge:

12-17

Références:

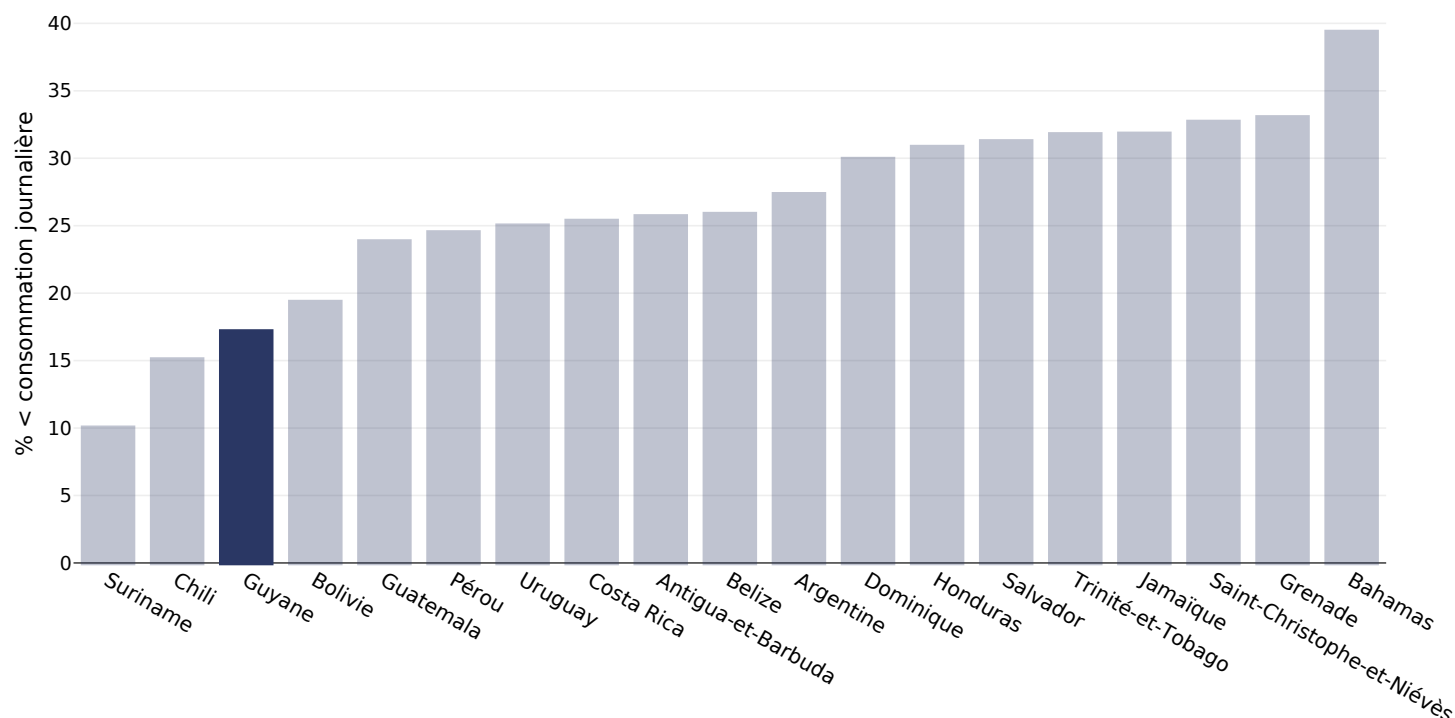
Global School-based Student Health Surveys. Beal et al (2019). Global Patterns of Adolescent Fruit, Vegetable, Carbonated Soft Drink, and Fast-food consumption: A meta-analysis of global school-based student health surveys. Food and Nutrition Bulletin. <https://doi.org/10.1177/0379572119848287>. Sourced from Food Systems Dashboard <http://www.foodsystemsdashboard.org/food-system>

Définitions (uniquement disponible en anglais):

Prevalence of less-than-daily fruit consumption (% less-than-daily fruit consumption)

Prévalence d'une consommation de légumes inférieure 1 fois par jour

Enfants, 2009-2015



Type d'enquête:

Mesuré

Âge:

12-17

Références:

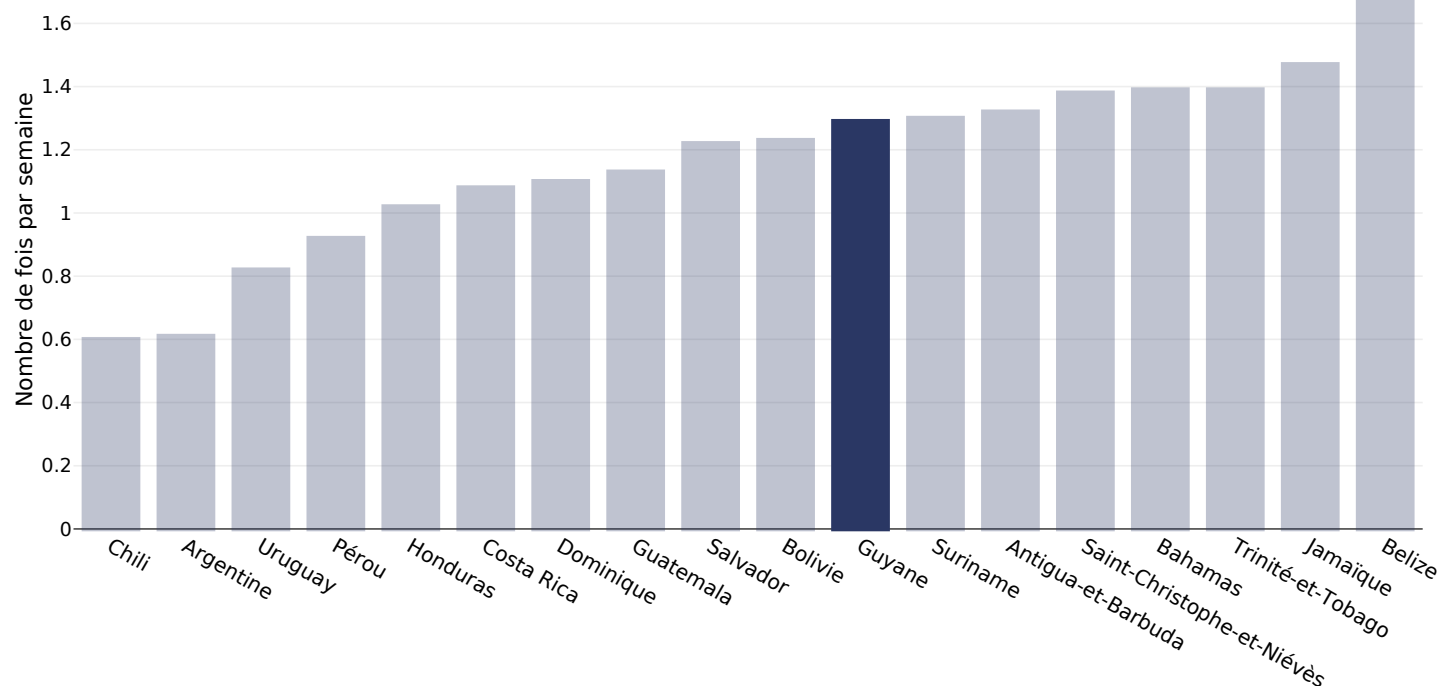
Beal et al. (2019). Global Patterns of Adolescent Fruit, Vegetable, Carbonated Soft Drink, and Fast-food consumption: A meta-analysis of global school-based student health surveys. Food and Nutrition Bulletin. <https://doi.org/10.1177/0379572119848287> sourced from Food Systems Dashboard <http://www.foodsystemsdashboard.org/food-system>

Définitions (uniquement disponible en anglais):

Prevalence of less-than-daily vegetable consumption (% less-than-daily vegetable consumption)

Fréquence hebdomadaire moyenne de consommation de restauration rapide

Enfants, 2009-2015



Âge:

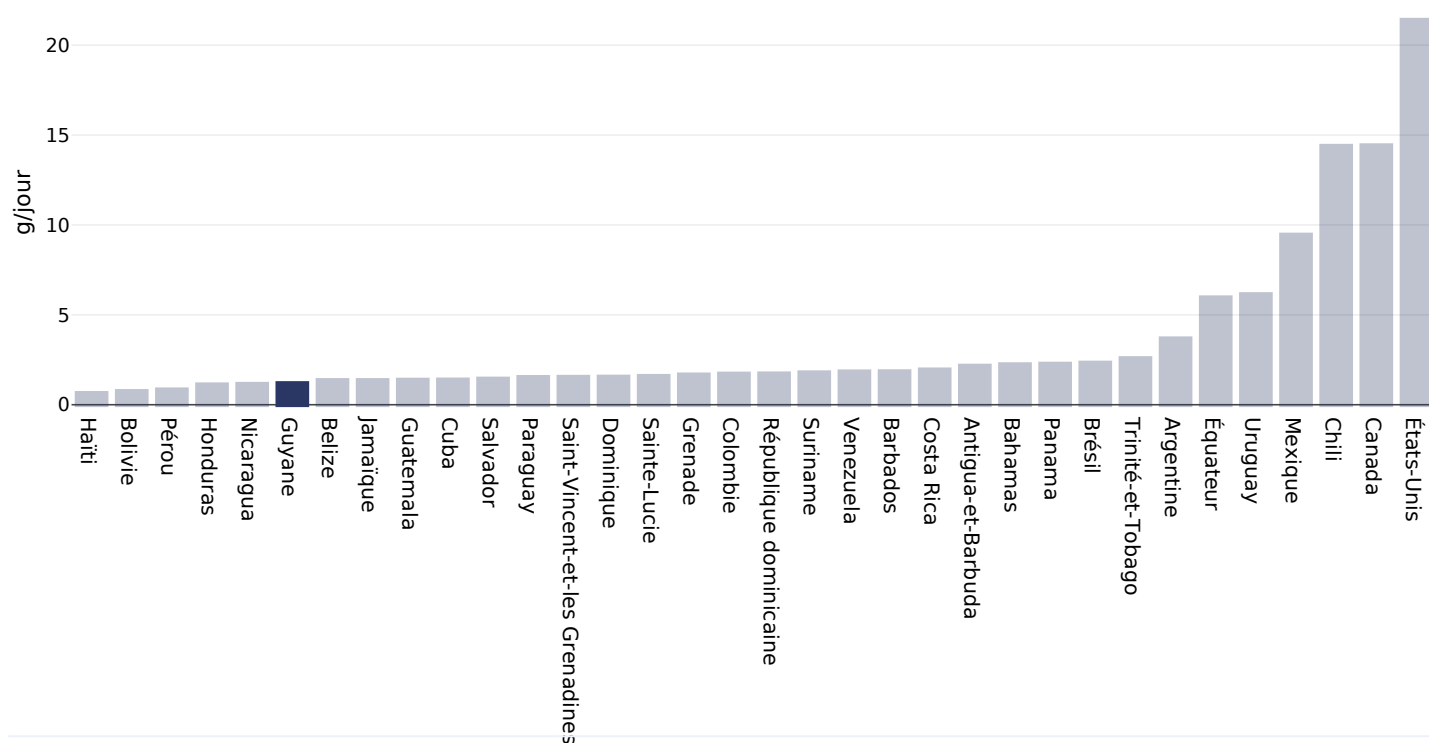
12-17

Références:

Beal et al. (2019). Global Patterns of Adolescent Fruit, Vegetable, Carbonated Soft Drink, and Fast-food consumption: A meta-analysis of global school-based student health surveys. Food and Nutrition Bulletin. <https://doi.org/10.1177/0379572119848287> sourced from Food Systems Dashboard <http://www.foodsystemsdashboard.org/food-system>

Consommation estimée de viande transformée par habitant

Adultes, 2017



Type d'enquête:

Mesuré

Âge:

25+

Références:

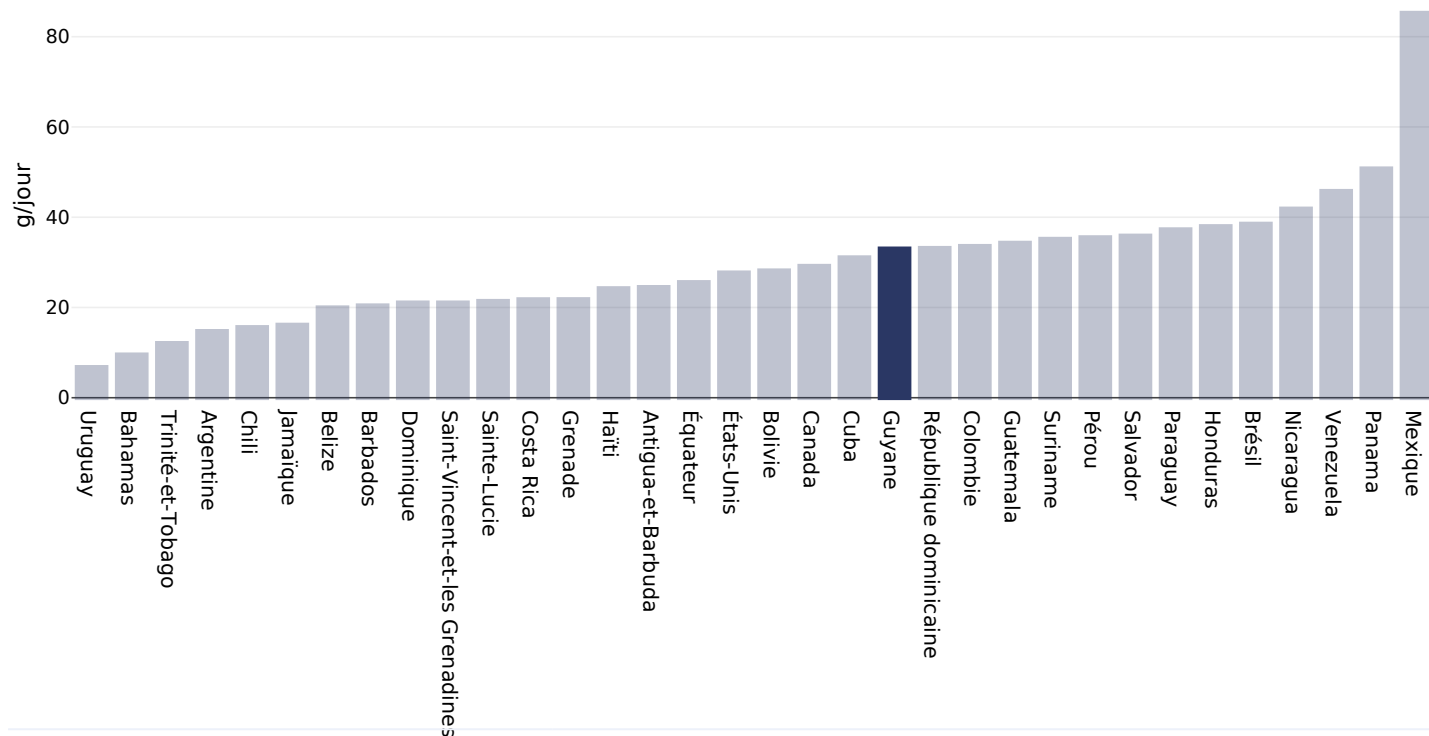
Global Burden of Disease, the Institute for Health Metrics and Evaluation
<http://ghdx.healthdata.org/>

Définitions (uniquement disponible en anglais):

Estimated per-capita processed meat intake (g per day)

Estimated per capita whole grains intake

Adultes, 2017



Type d'enquête:

Mesuré

Âge:

25+

Références:

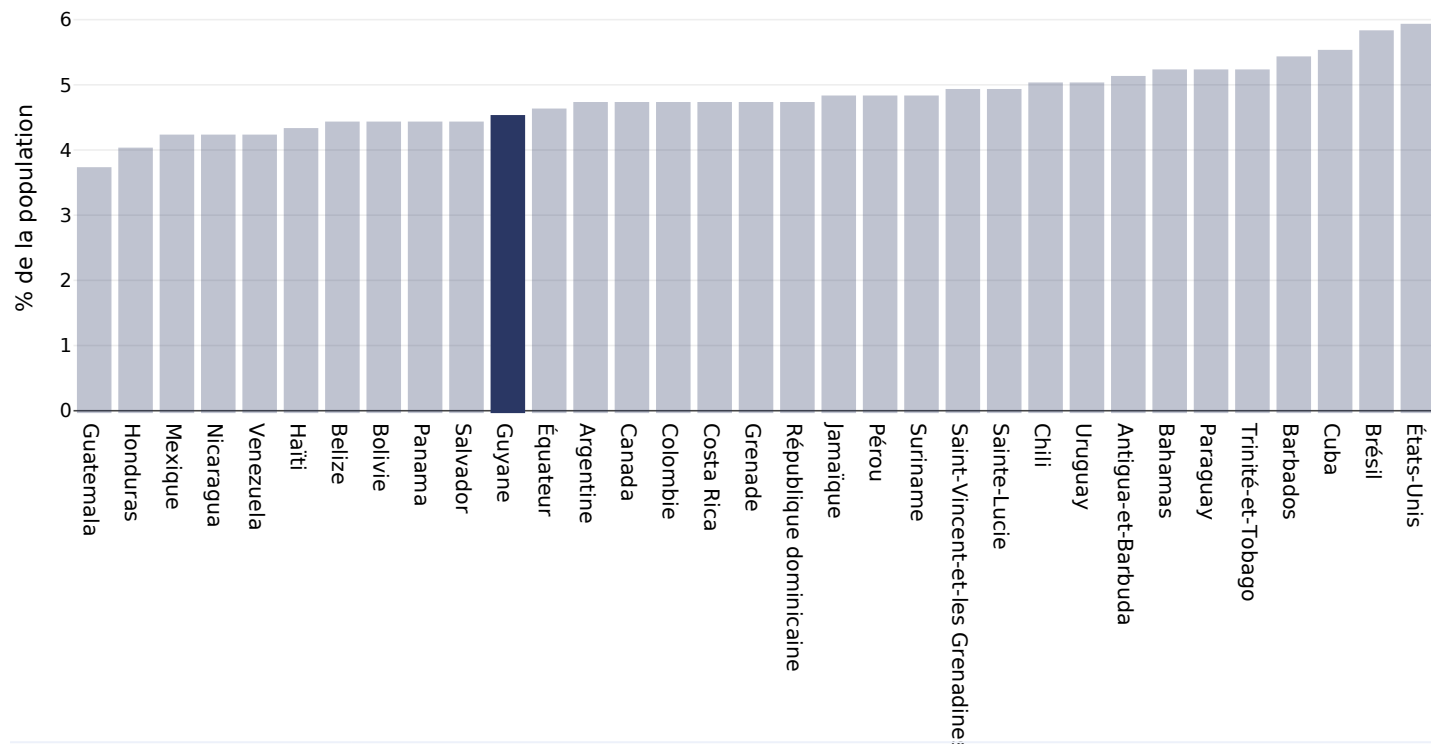
Global Burden of Disease, the Institute for Health Metrics and Evaluation
<http://ghdx.healthdata.org/>

Définitions (uniquement disponible en anglais):

Estimated per-capita whole grains intake (g/day)

Santé mentale - troubles dépressifs

Adultes, 2015



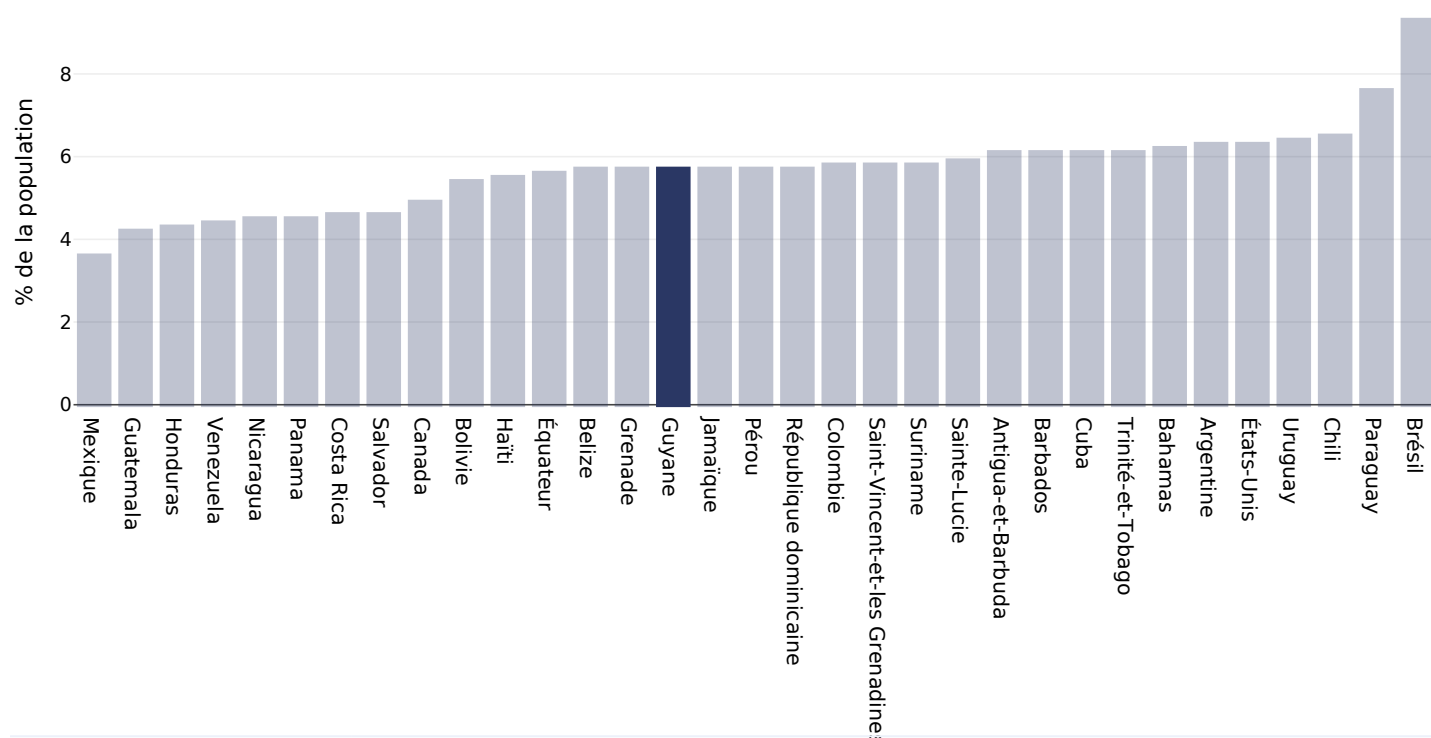
Références: Prevalence data from Global Burden of Disease study 2015 (<http://ghdx.healthdata.org>) published in: Depression and Other Common Mental Disorders: Global Health Estimates. Geneva:World Health Organization; 2017. Licence: CC BY-NC-SA 3.0 IGO.

Définitions (uniquement disponible en anglais):

% of population with depression disorders

Santé mentale - troubles anxieux

Adultes, 2015



Références:

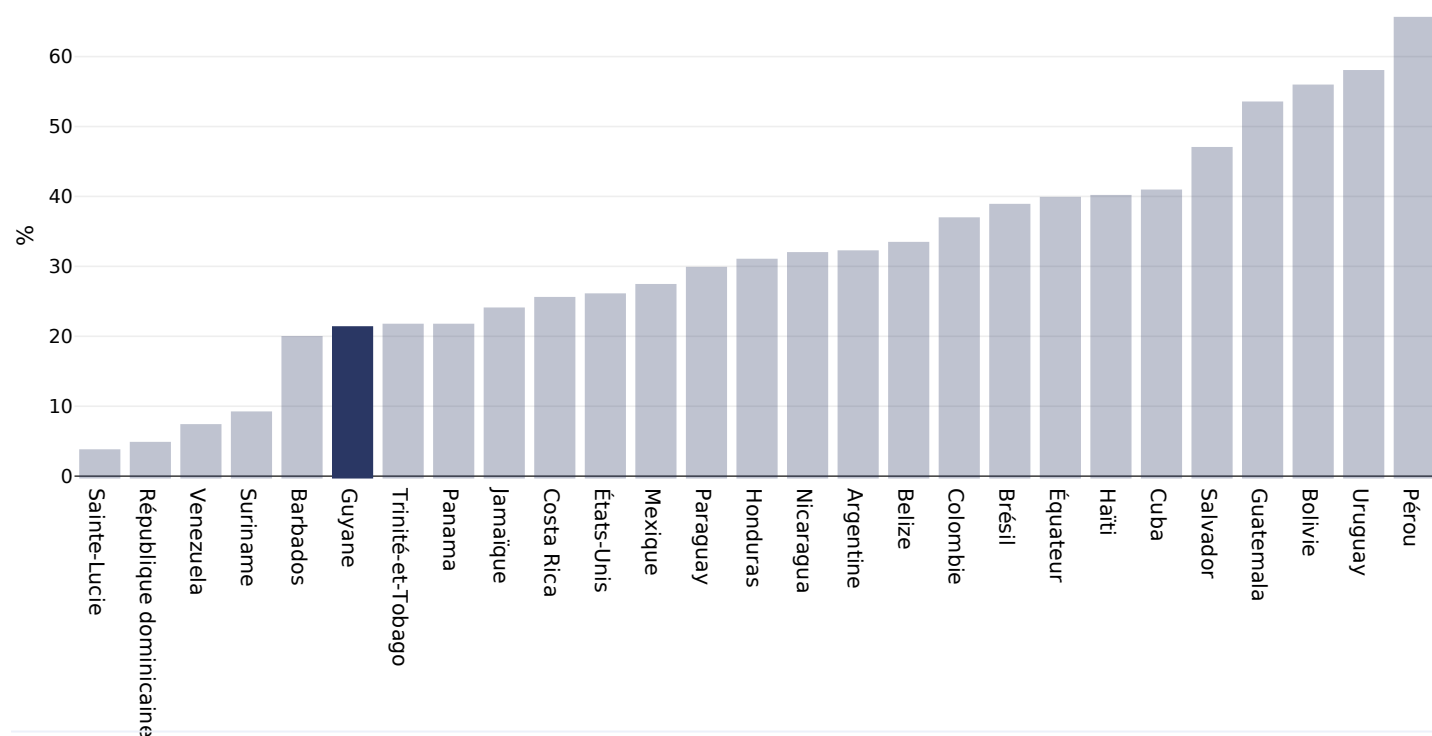
Prevalence data from Global Burden of Disease study 2015 (<http://ghdx.healthdata.org>) published in: Depression and Other Common Mental Disorders: Global Health Estimates. Geneva:World Health Organization; 2017. Licence: CC BY-NC-SA 3.0 IGO.

Définitions (uniquement disponible en anglais):

% of population with anxiety disorders

% de nourrissons âgés de 0 à 5 mois nourris exclusivement avec du lait maternel

Enfants, 1998-2019



Région couverte:

National

Références:

Guyana Multiple Indicator Cluster Survey 2014, Final Report. Georgetown, Guyana: Bureau of Statistics, Ministry of Public Health and UNICEF

Notes:

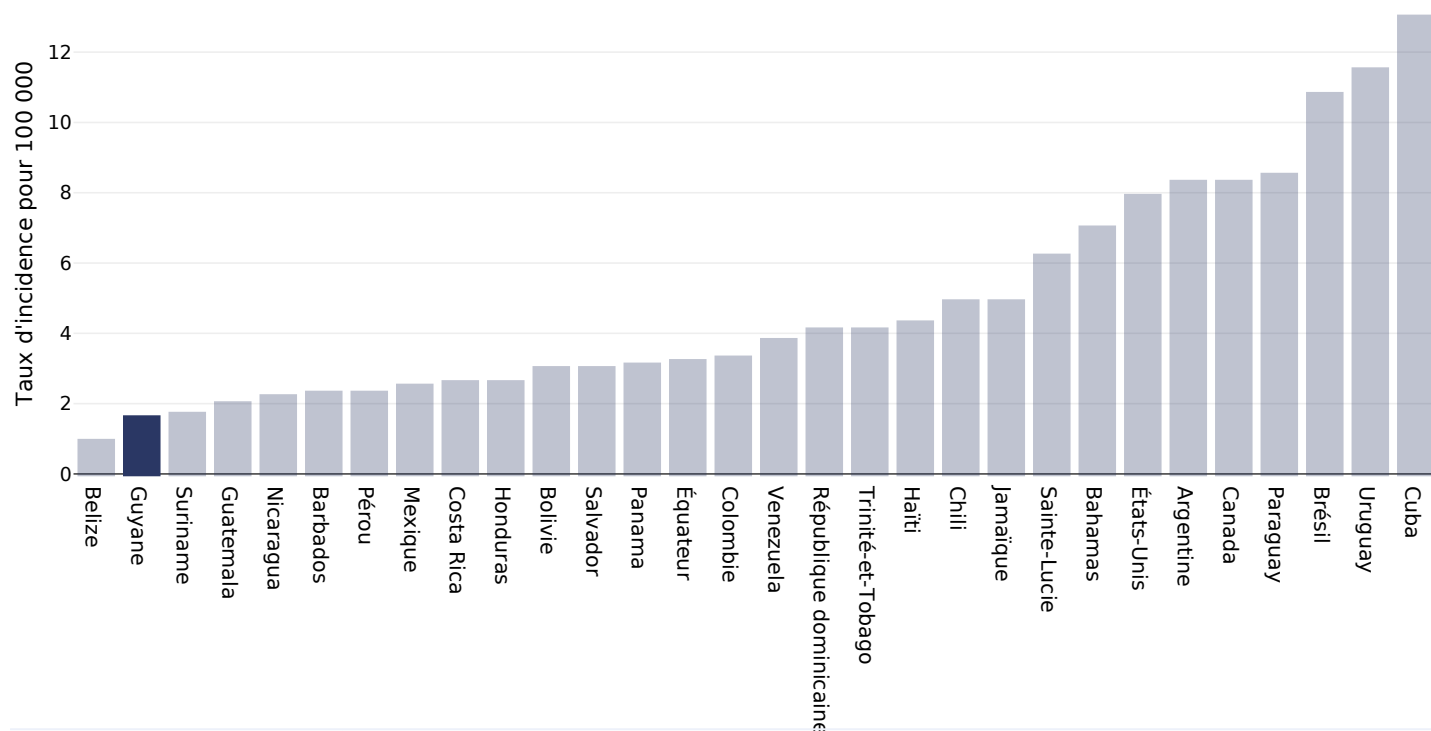
See UNICEF website for further survey information. Available at : <https://data.unicef.org/resources/dataset/infant-young-child-feeding/> (last accessed 28.9.21) Citation: United Nations Children's Fund, Division of Data, Analysis, Planning and Monitoring (2021). Global UNICEF Global Databases: Infant and Young Child Feeding: Exclusive breastfeeding, New York, September 2021.

Définitions (uniquement disponible en anglais):

% exclusively breastfed 0-5 months

Cancer de l'œsophage

Hommes, 2020



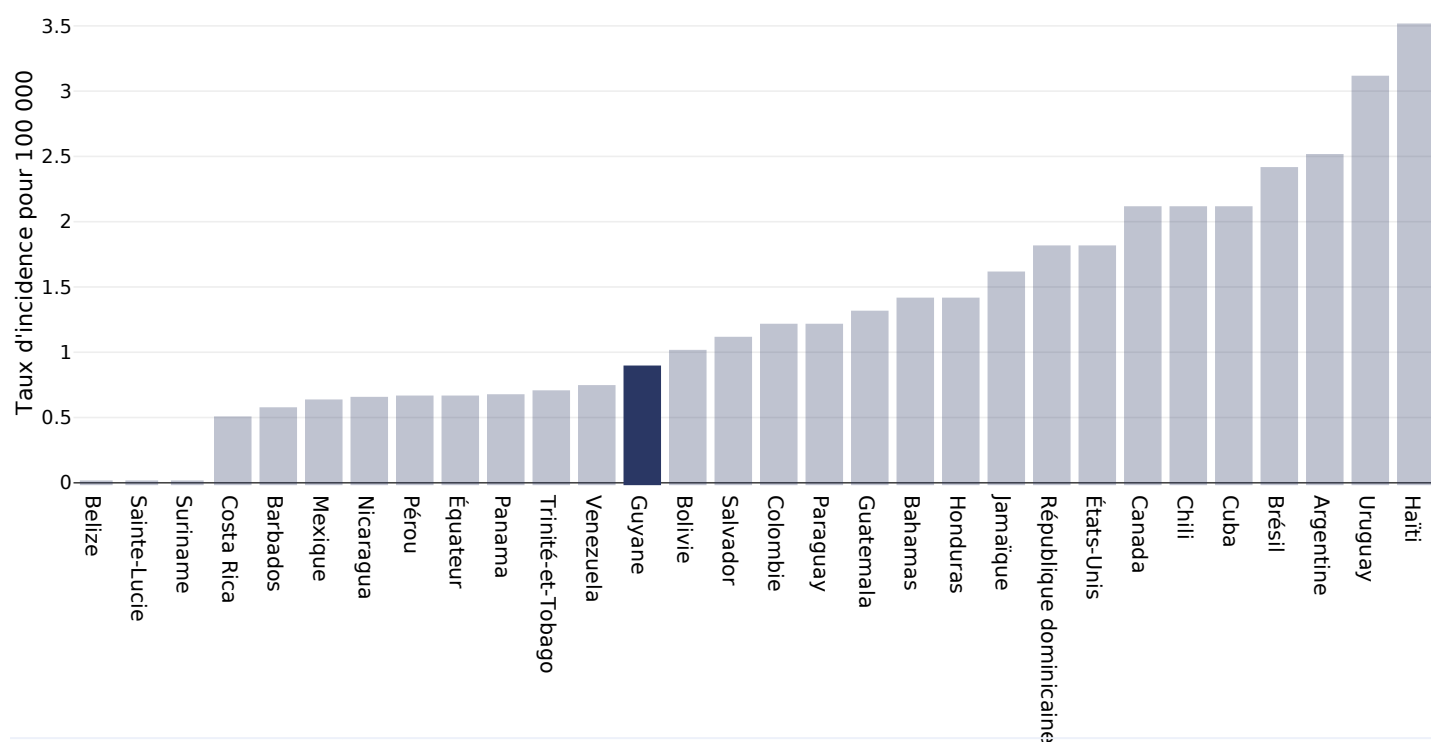
Âge: 20+

Région couverte: National

Références: Ferlay J, Ervik M, Lam F, Colombet M, Mery L, Piñeros M, Znaor A, Soerjomataram I, Bray F (2020). Global Cancer Observatory: Cancer Today. Lyon, France: International Agency for Research on Cancer. Available from: <https://gco.iarc.fr/today>, accessed 10.01.2169

Définitions (uniquement disponible en anglais): Age-standardized incidence rates per 100 000

Femmes, 2020



Âge: 20+

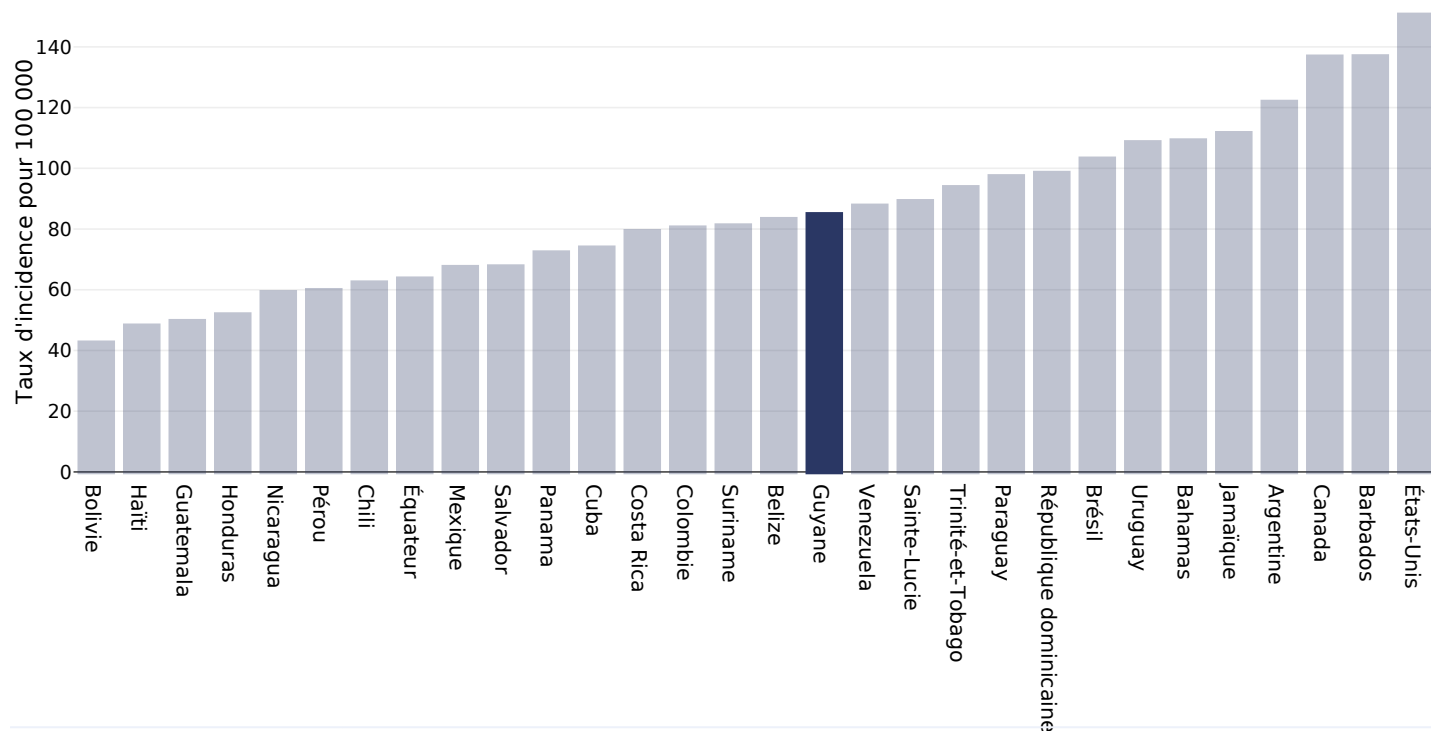
Région couverte: National

Références: Ferlay J, Ervik M, Lam F, Colombet M, Mery L, Piñeros M, Znaor A, Soerjomataram I, Bray F (2020). Global Cancer Observatory: Cancer Today. Lyon, France: International Agency for Research on Cancer. Available from: <https://gco.iarc.fr/today>, accessed 10.01.2169

Définitions (uniquement disponible en anglais): Age-standardized incidence rates per 100 000

Cancer du sein

Femmes, 2020



Âge: 20+

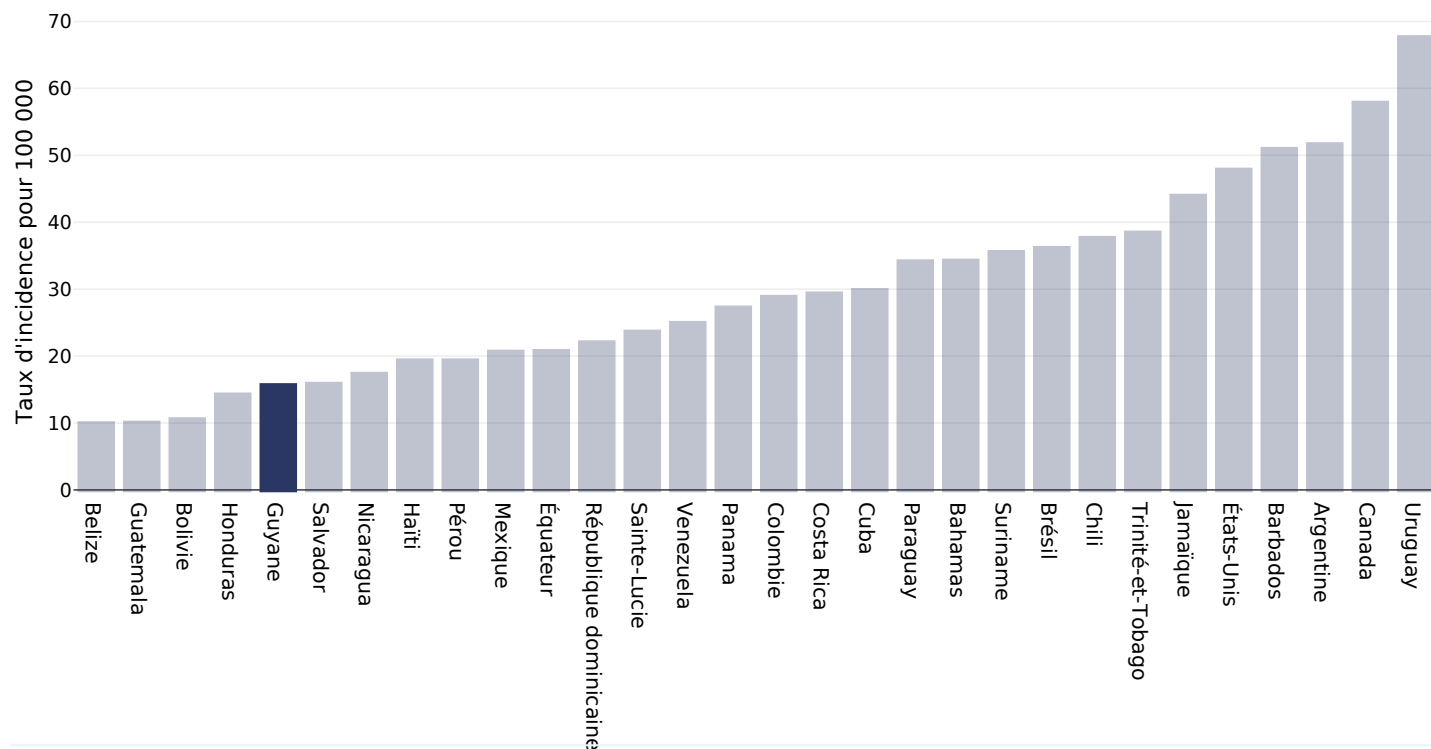
Région couverte: National

Références: Ferlay J, Ervik M, Lam F, Colombet M, Mery L, Piñeros M, Znaor A, Soerjomataram I, Bray F (2020). Global Cancer Observatory: Cancer Today. Lyon, France: International Agency for Research on Cancer. Available from: <https://gco.iarc.fr/today>, accessed 10.01.2169

Définitions (uniquement disponible en anglais): Age-standardized incidence rates per 100 000

Cancer colorectal

Hommes, 2020



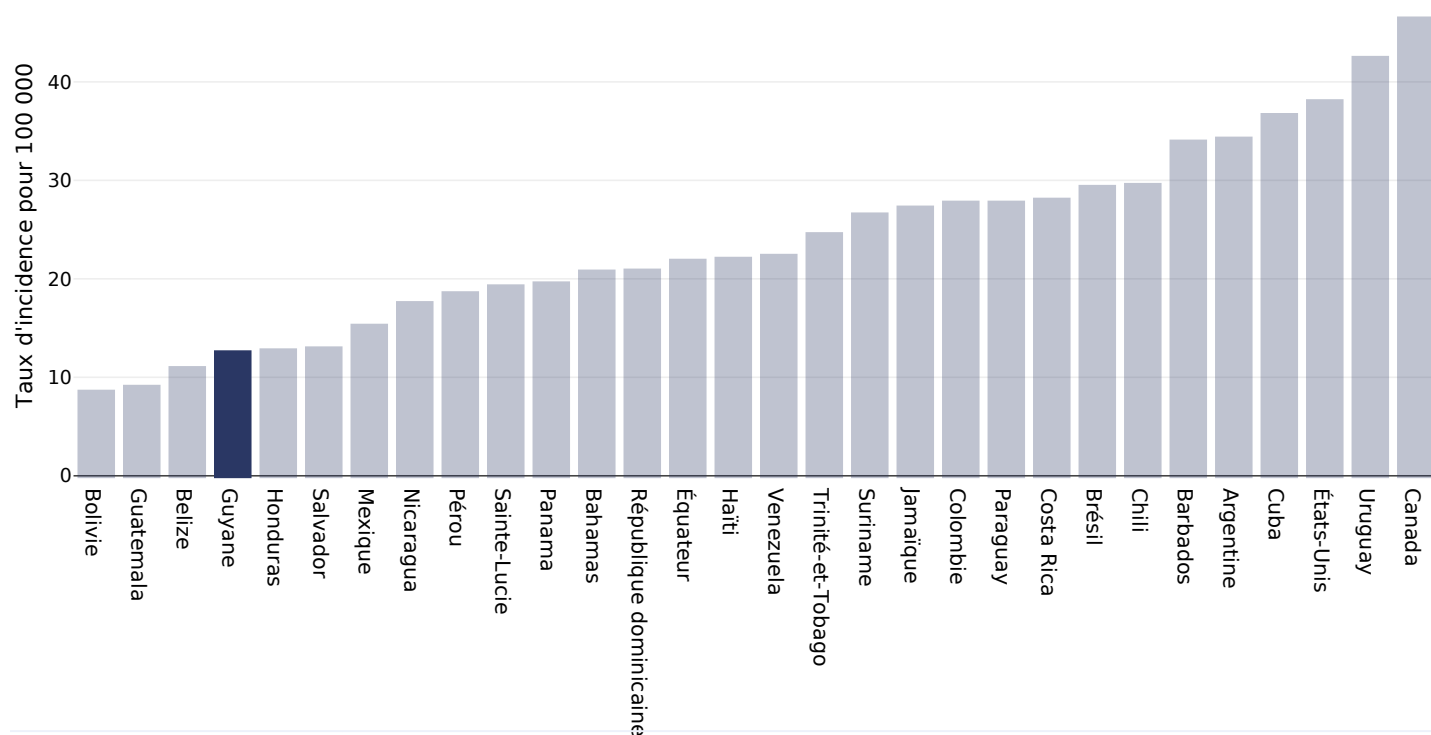
Âge: 20+

Région couverte: National

Références: Ferlay J, Ervik M, Lam F, Colombet M, Mery L, Piñeros M, Znaor A, Soerjomataram I, Bray F (2020). Global Cancer Observatory: Cancer Today. Lyon, France: International Agency for Research on Cancer. Available from: <https://gco.iarc.fr/today>, accessed 10.01.2169

Définitions (uniquement disponible en anglais): Age-standardized incidence rates per 100 000

Femmes, 2020



Âge: 20+

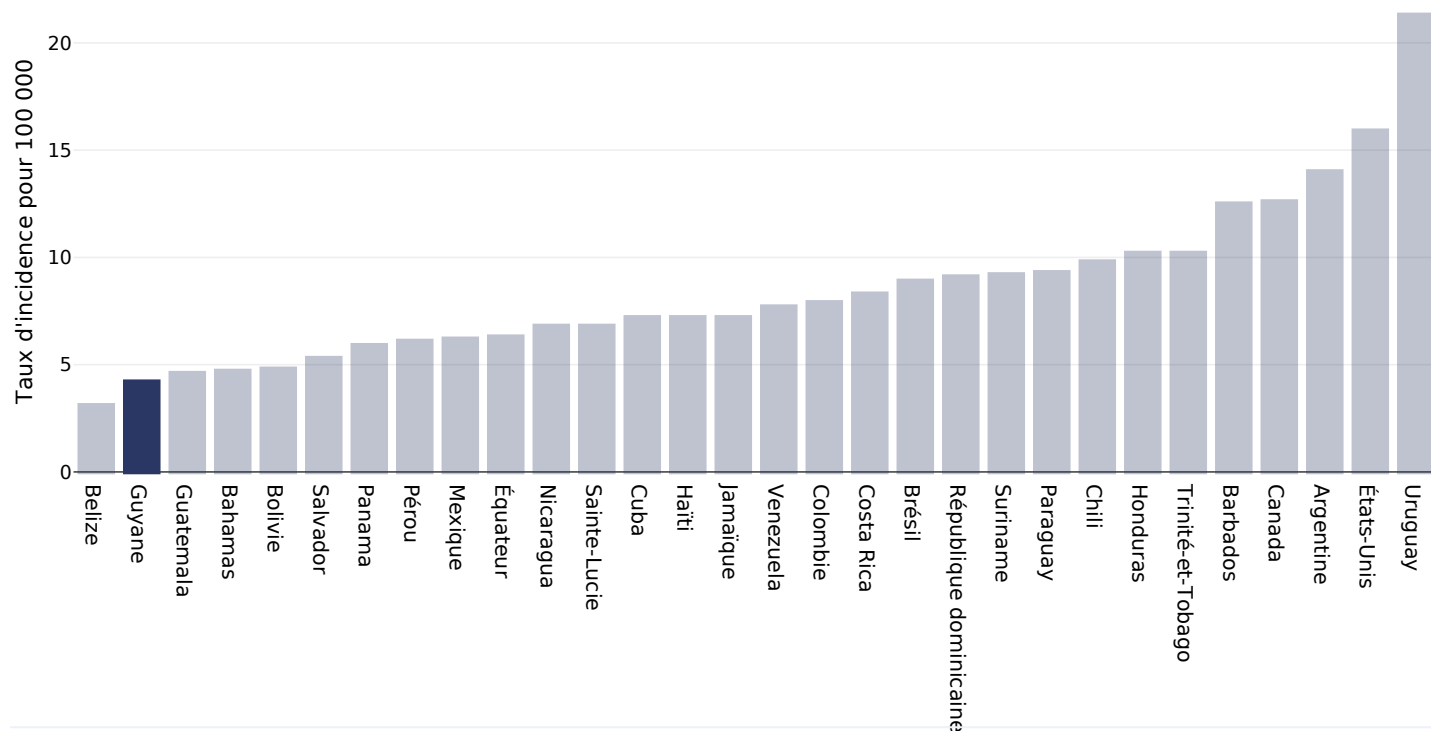
Région couverte: National

Références: Ferlay J, Ervik M, Lam F, Colombet M, Mery L, Piñeros M, Znaor A, Soerjomataram I, Bray F (2020). Global Cancer Observatory: Cancer Today. Lyon, France: International Agency for Research on Cancer. Available from: <https://gco.iarc.fr/today>, accessed 10.01.2169

Définitions (uniquement disponible en anglais): Age-standardized incidence rates per 100 000

Cancer du pancréas

Hommes, 2020



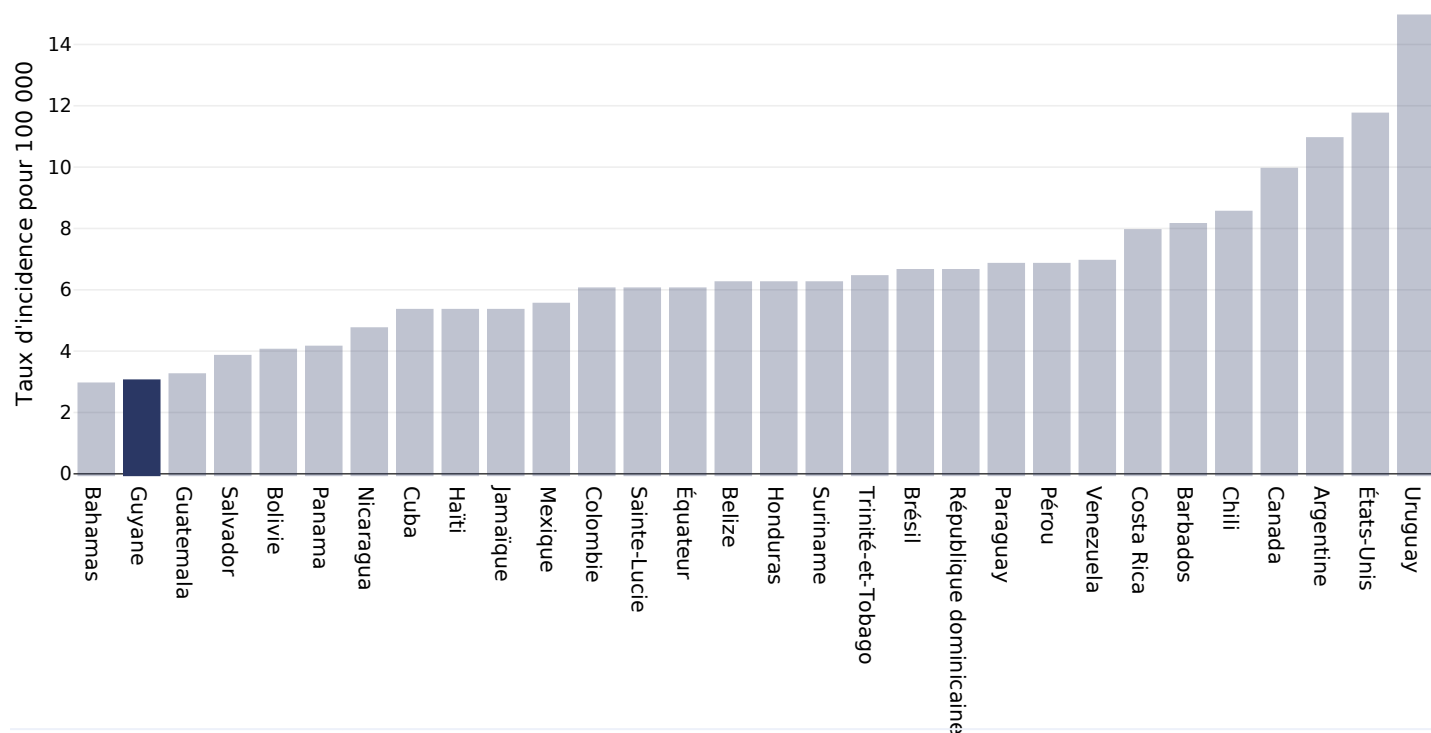
Âge: 20+

Région couverte: National

Références: Ferlay J, Ervik M, Lam F, Colombet M, Mery L, Piñeros M, Znaor A, Soerjomataram I, Bray F (2020). Global Cancer Observatory: Cancer Today. Lyon, France: International Agency for Research on Cancer. Available from: <https://gco.iarc.fr/today>, accessed 10.01.2169

Définitions (uniquement disponible en anglais): Age-standardized incidence rates per 100 000

Femmes, 2020



Âge: 20+

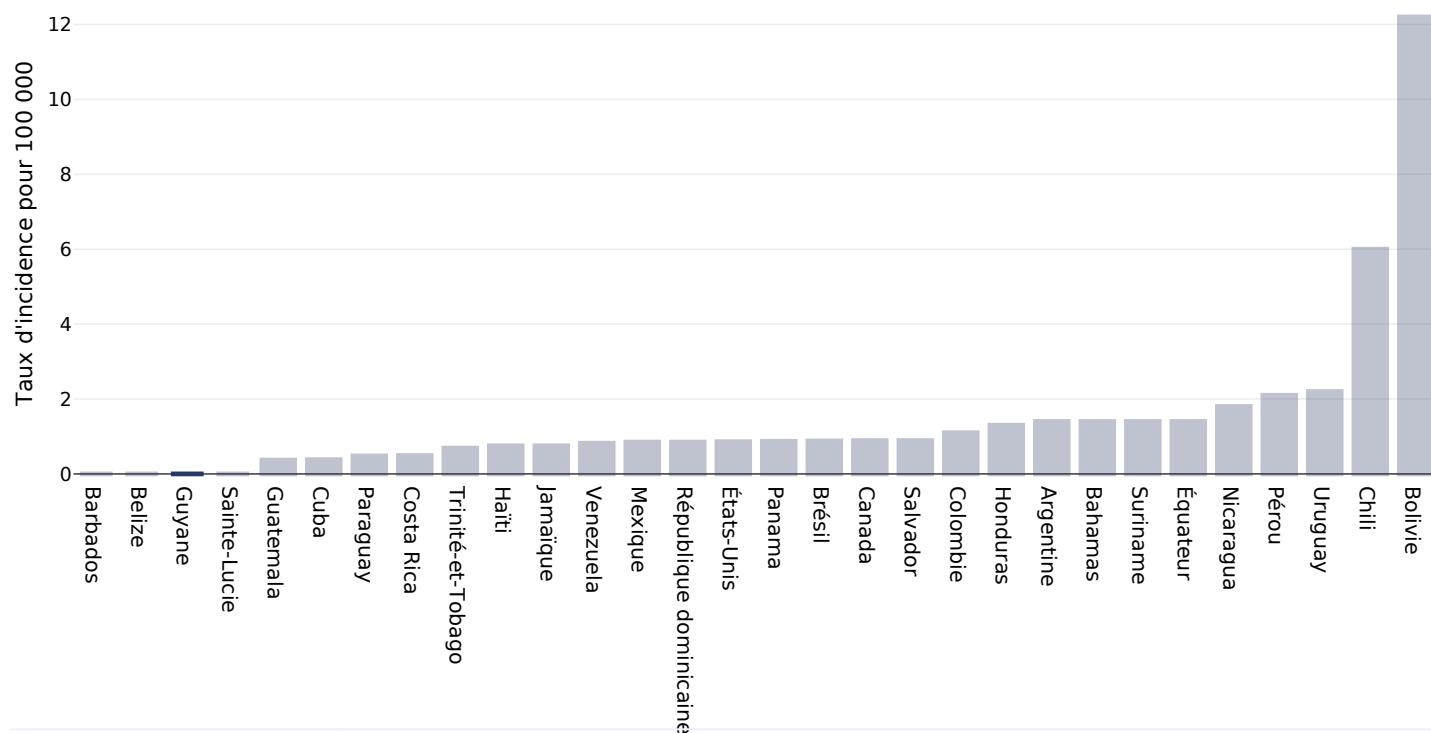
Région couverte: National

Références: Ferlay J, Ervik M, Lam F, Colombet M, Mery L, Piñeros M, Znaor A, Soerjomataram I, Bray F (2020). Global Cancer Observatory: Cancer Today. Lyon, France: International Agency for Research on Cancer. Available from: <https://gco.iarc.fr/today>, accessed 10.01.2169

Définitions (uniquement disponible en anglais): Age-standardized incidence rates per 100 000

Cancer de la vésicule biliaire

Hommes, 2020



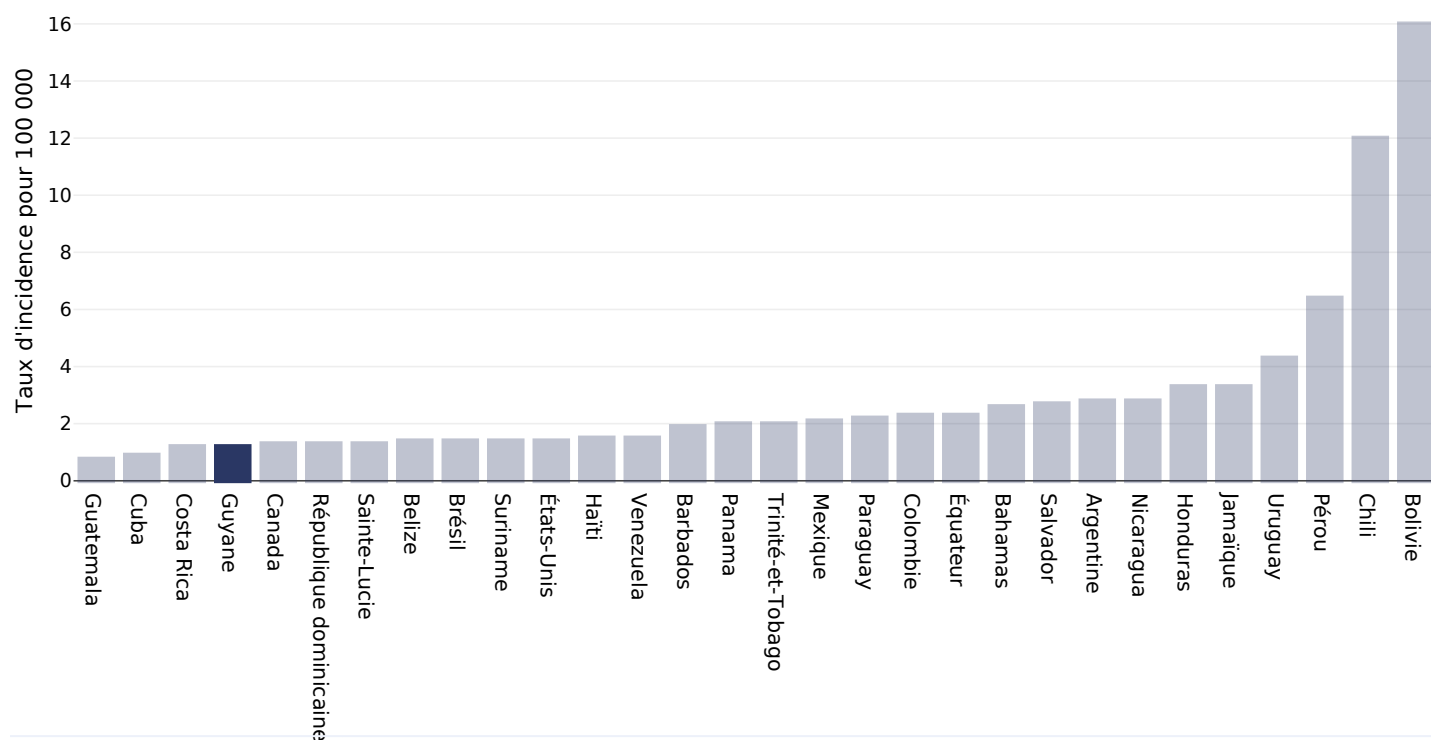
Âge: 20+

Région couverte: National

Références: Ferlay J, Ervik M, Lam F, Colombet M, Mery L, Piñeros M, Znaor A, Soerjomataram I, Bray F (2020). Global Cancer Observatory: Cancer Today. Lyon, France: International Agency for Research on Cancer. Available from: <https://gco.iarc.fr/today>, accessed 10.01.2169

Définitions (uniquement disponible en anglais): Age-standardized incidence rates per 100 000

Femmes, 2020



Âge: 20+

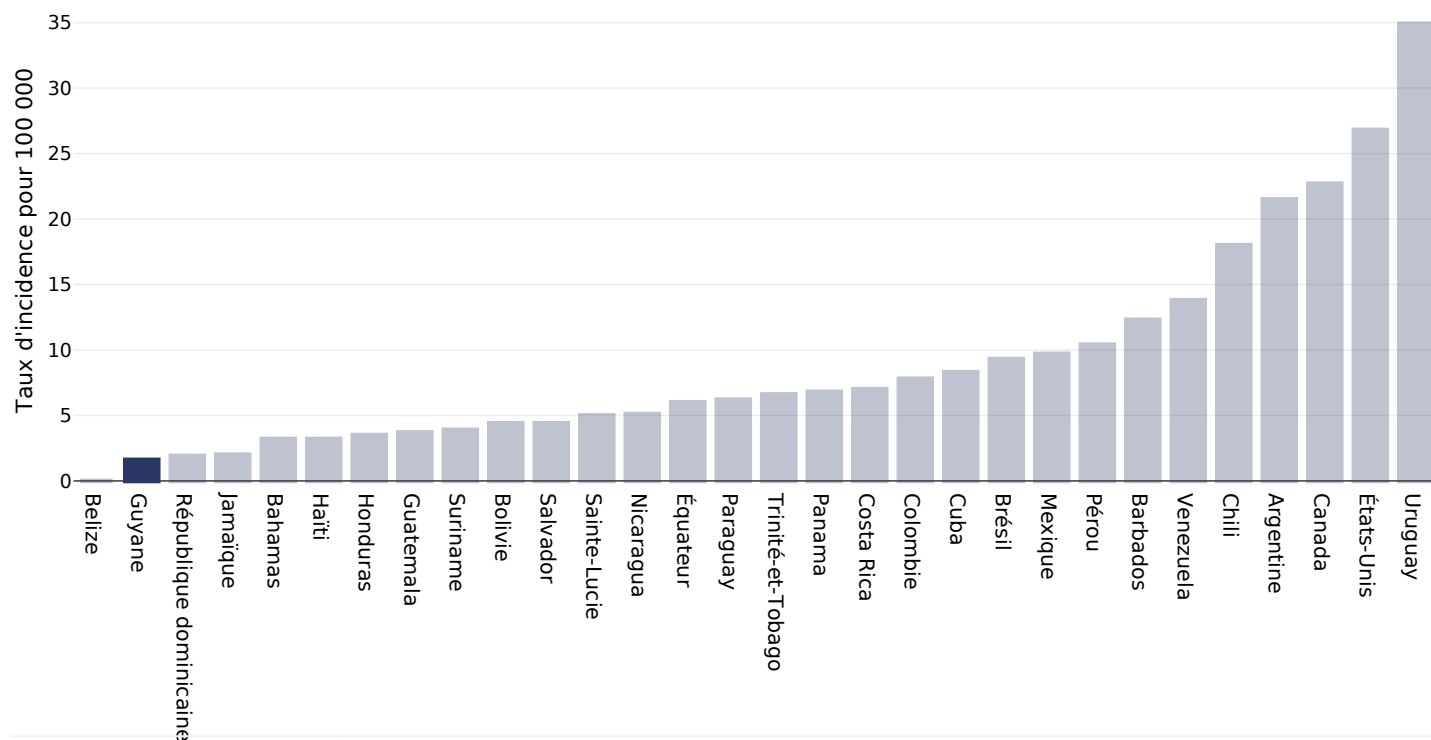
Région couverte: National

Références: Ferlay J, Ervik M, Lam F, Colombet M, Mery L, Piñeros M, Znaor A, Soerjomataram I, Bray F (2020). Global Cancer Observatory: Cancer Today. Lyon, France: International Agency for Research on Cancer. Available from: <https://gco.iarc.fr/today>, accessed 10.01.2169

Définitions (uniquement disponible en anglais): Age-standardized incidence rates per 100 000

Cancer des reins

Hommes, 2020



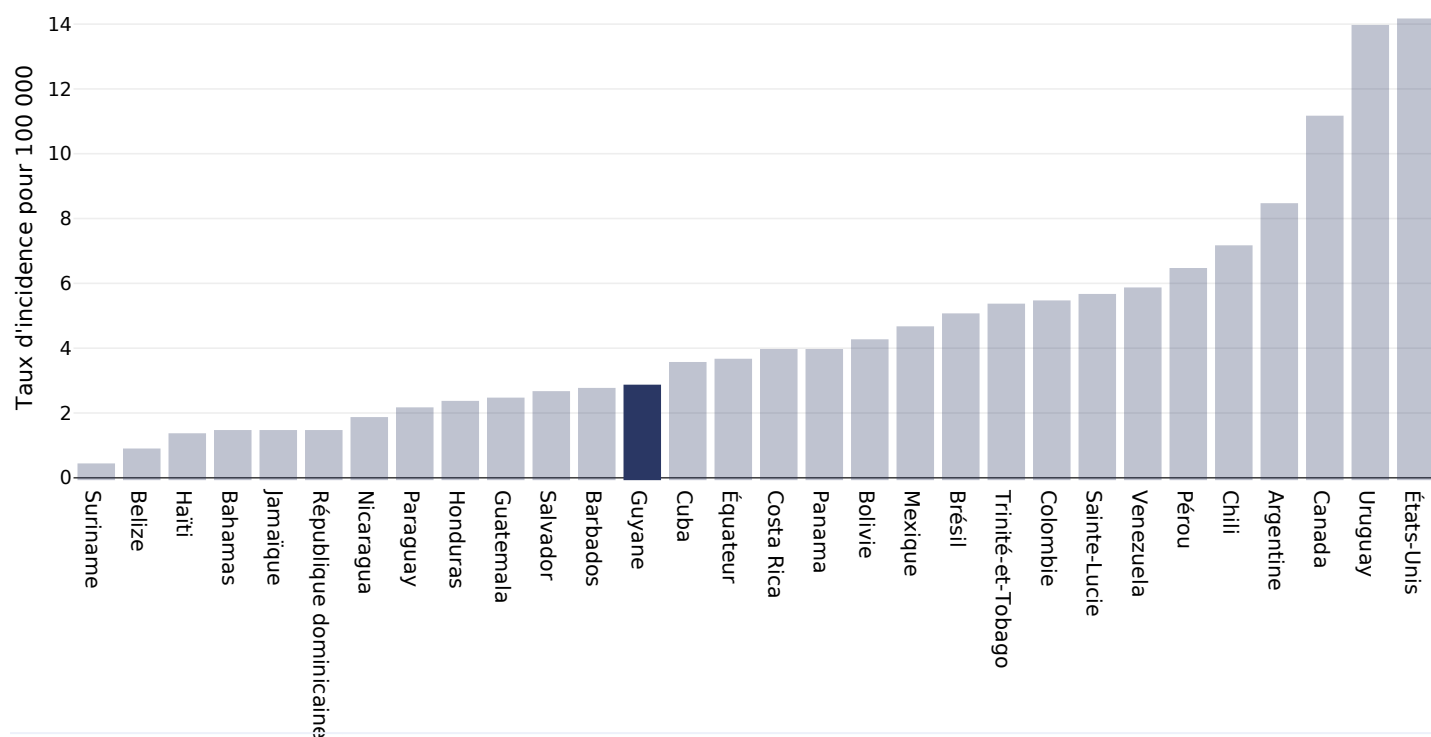
Âge: 20+

Région couverte: National

Références: Ferlay J, Ervik M, Lam F, Colombet M, Mery L, Piñeros M, Znaor A, Soerjomataram I, Bray F (2020). Global Cancer Observatory: Cancer Today. Lyon, France: International Agency for Research on Cancer. Available from: <https://gco.iarc.fr/today>, accessed 10.01.2169

Définitions (uniquement disponible en anglais): Age-standardized incidence rates per 100 000

Femmes, 2020



Âge: 20+

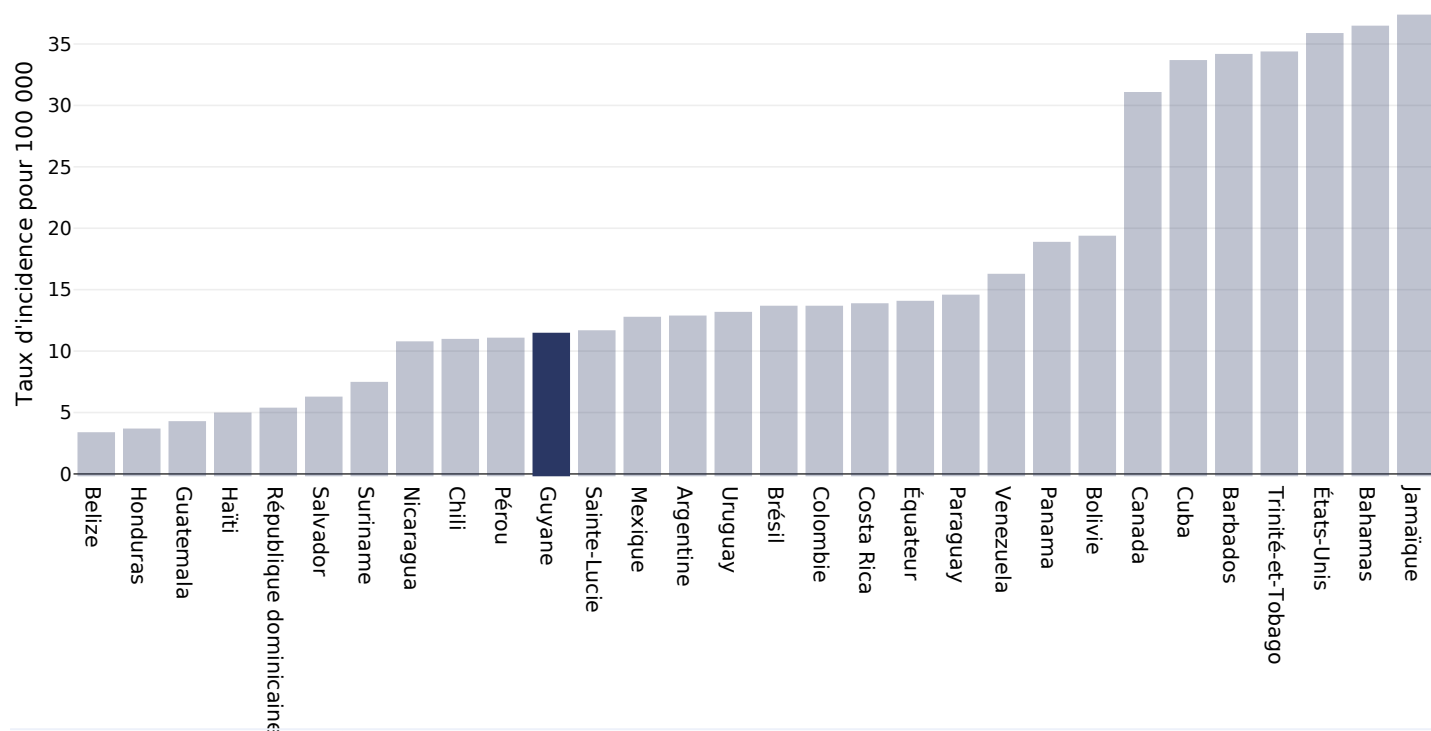
Région couverte: National

Références: Ferlay J, Ervik M, Lam F, Colombet M, Mery L, Piñeros M, Znaor A, Soerjomataram I, Bray F (2020). Global Cancer Observatory: Cancer Today. Lyon, France: International Agency for Research on Cancer. Available from: <https://gco.iarc.fr/today>, accessed 10.01.2169

Définitions (uniquement disponible en anglais): Age-standardized incidence rates per 100 000

Cancer de l'utérus

Femmes, 2020



Âge: 20+

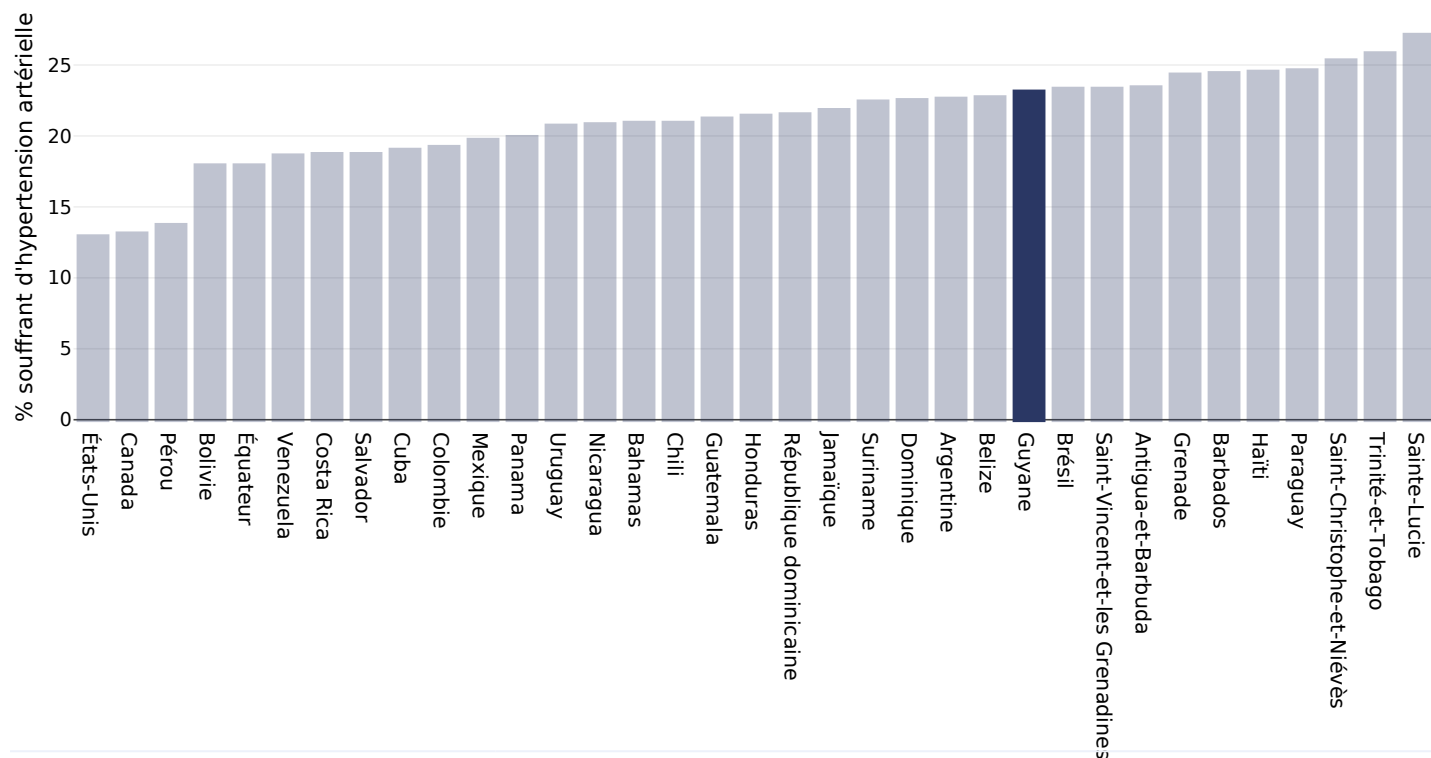
Région couverte: National

Références: Ferlay J, Ervik M, Lam F, Colombet M, Mery L, Piñeros M, Znaor A, Soerjomataram I, Bray F (2020). Global Cancer Observatory: Cancer Today. Lyon, France: International Agency for Research on Cancer. Available from: <https://gco.iarc.fr/today>, accessed 10.01.2169

Définitions (uniquement disponible en anglais): Age-standardized incidence rates per 100 000

Hypertension

Adultes, 2015



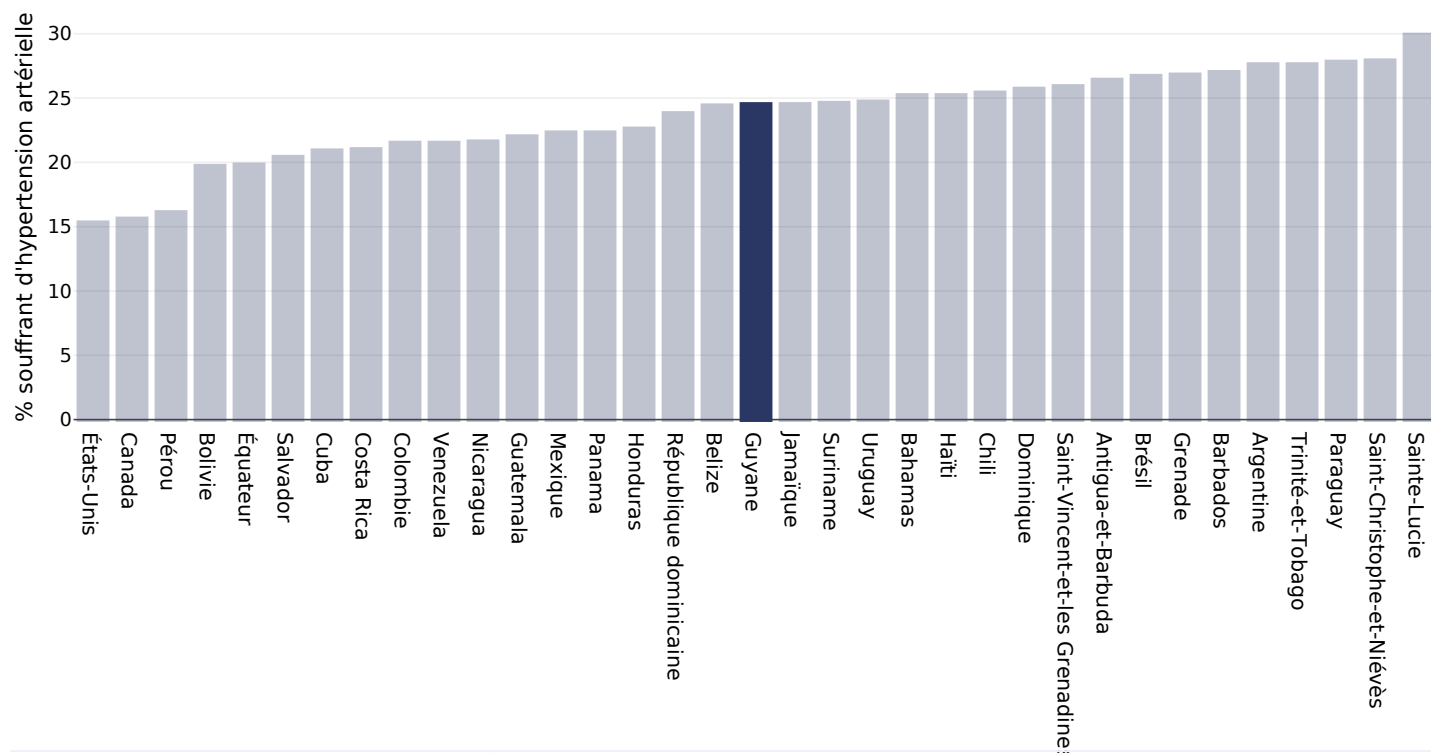
Références:

Global Health Observatory data repository, World Health Organisation,
<http://apps.who.int/gho/data/node.main.A875?lang=en>

Définitions (uniquement disponible en anglais):

Age Standardised estimated % Raised blood pressure 2015 (SBP>=140 OR DBP>=90).

Hommes, 2015



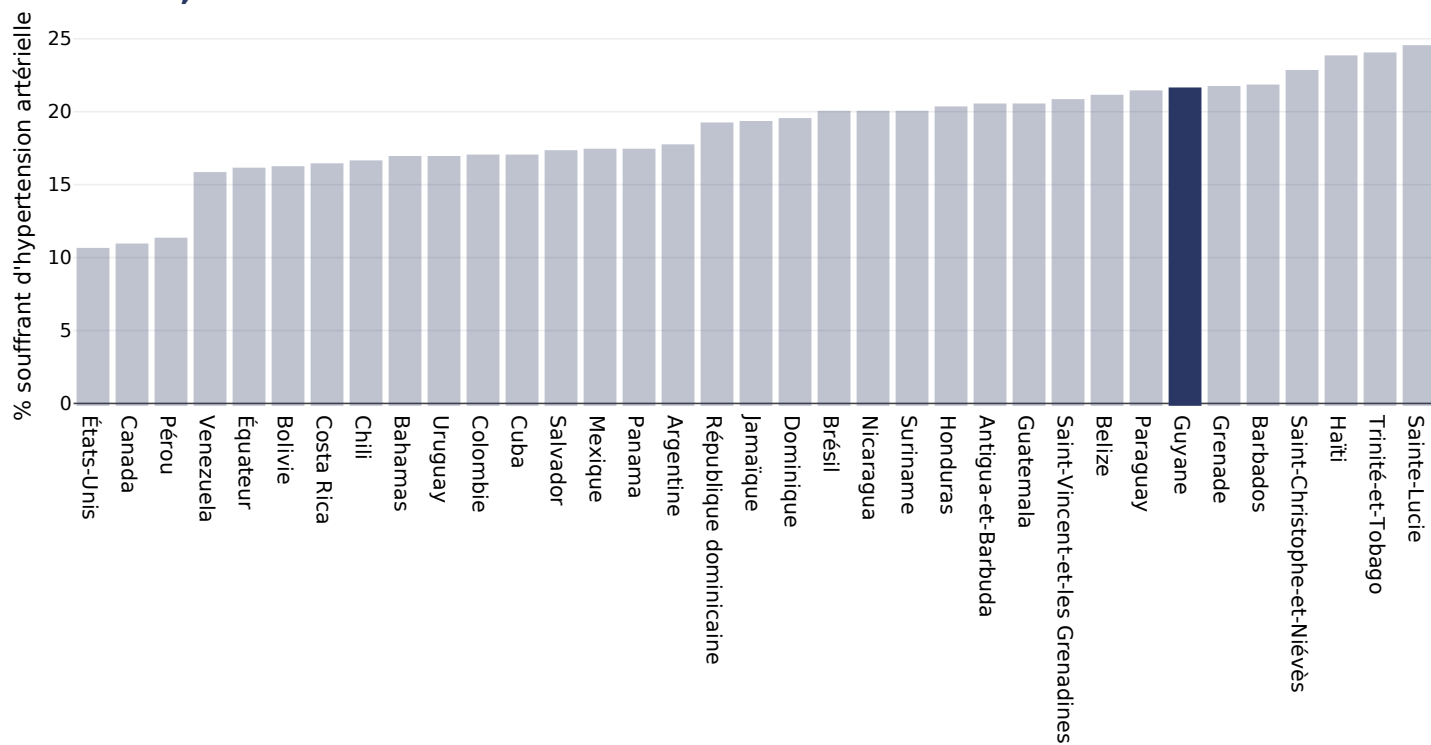
Références:

Global Health Observatory data repository, World Health Organisation,
<http://apps.who.int/gho/data/node.main.A875?lang=en>

Définitions (uniquement disponible en anglais):

Age Standardised estimated % Raised blood pressure 2015 (SBP>=140 OR DBP>=90).

Femmes, 2015



Références:

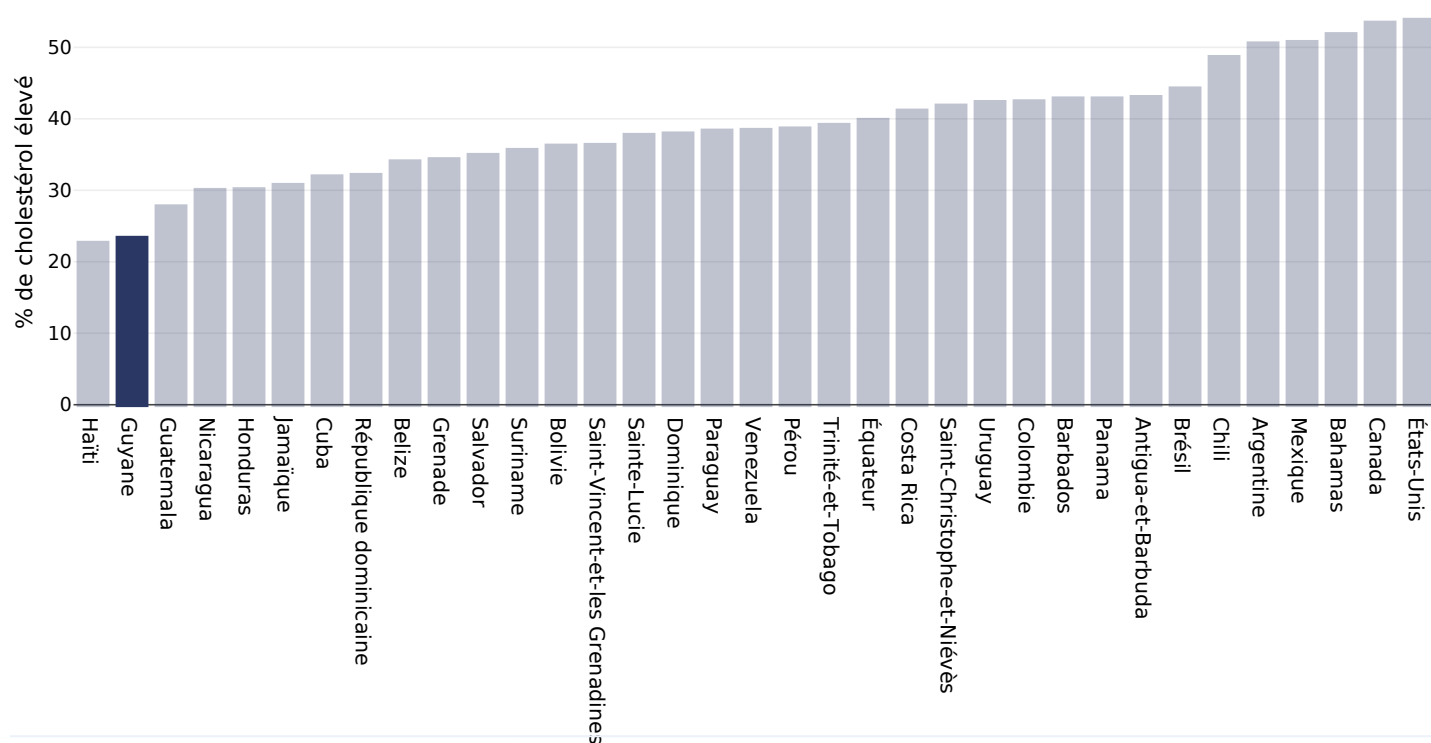
Global Health Observatory data repository, World Health Organisation,
<http://apps.who.int/gho/data/node.main.A875?lang=en>

Définitions (uniquement disponible en anglais):

Age Standardised estimated % Raised blood pressure 2015 (SBP>=140 OR DBP>=90).

Hypercholestérolémie

Adultes, 2008



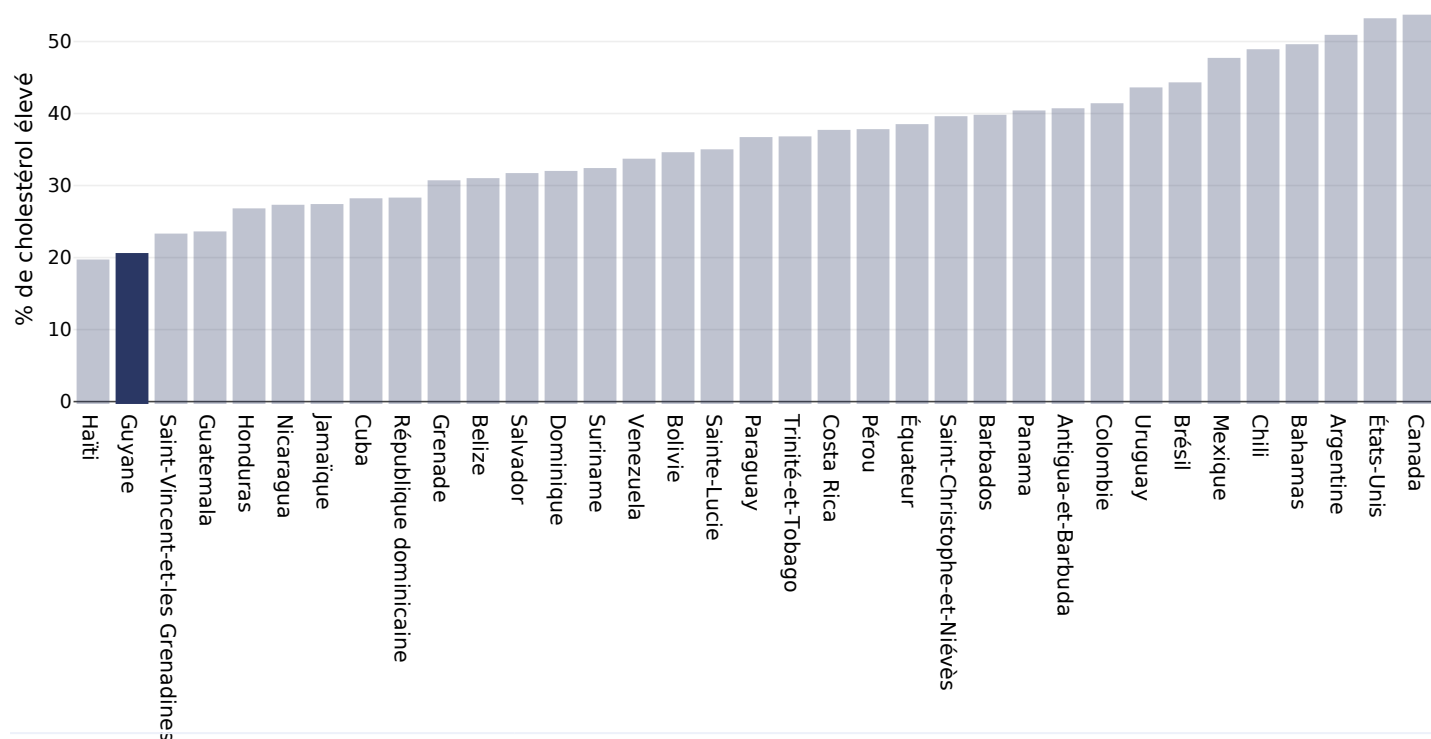
Références:

Global Health Observatory data repository, World Health Organisation,
<http://apps.who.int/gho/data/node.main.A885>

Définitions (uniquement disponible en anglais):

% Raised total cholesterol (≥ 5.0 mmol/L) (age-standardized estimate).

Hommes, 2008



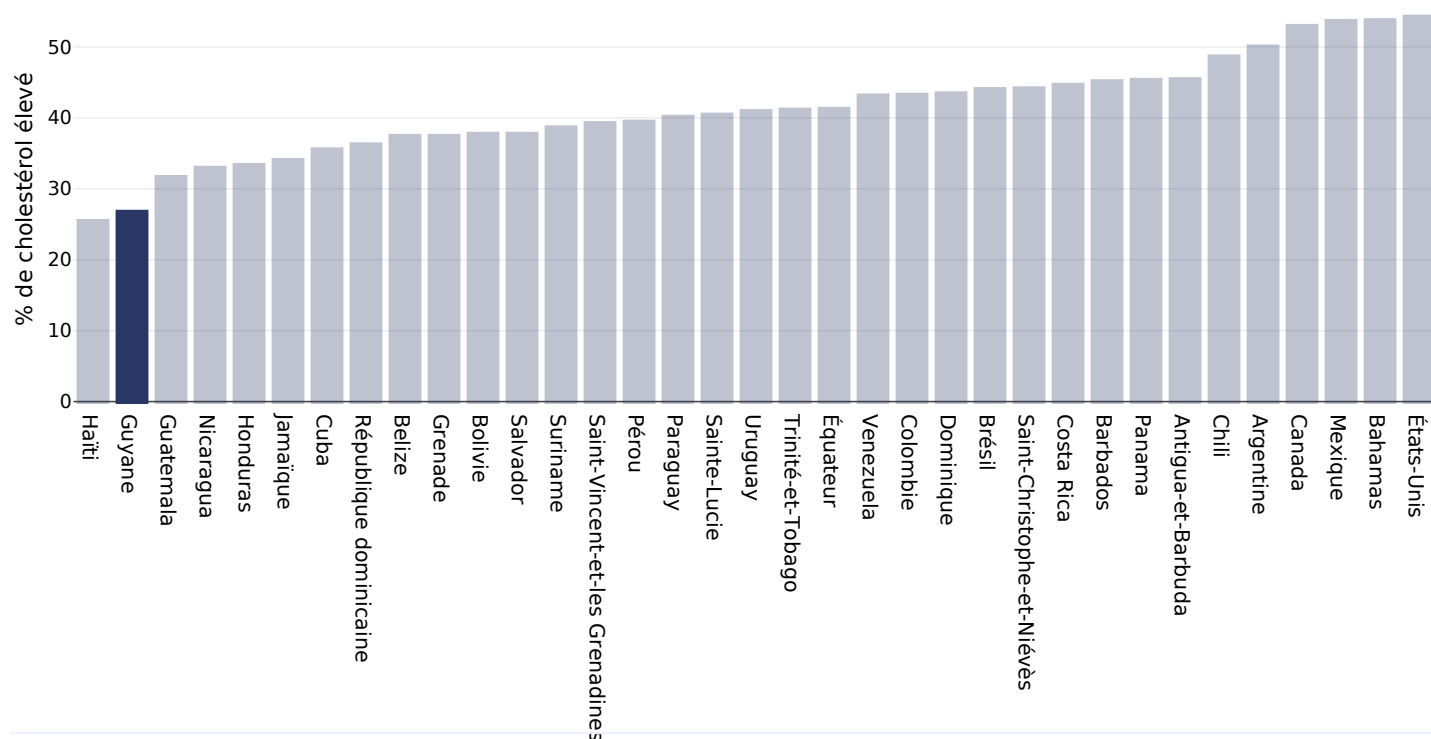
Références:

Global Health Observatory data repository, World Health Organisation,
<http://apps.who.int/gho/data/node.main.A885>

Définitions (uniquement disponible en anglais):

% Raised total cholesterol (≥ 5.0 mmol/L) (age-standardized estimate).

Femmes, 2008



Références:

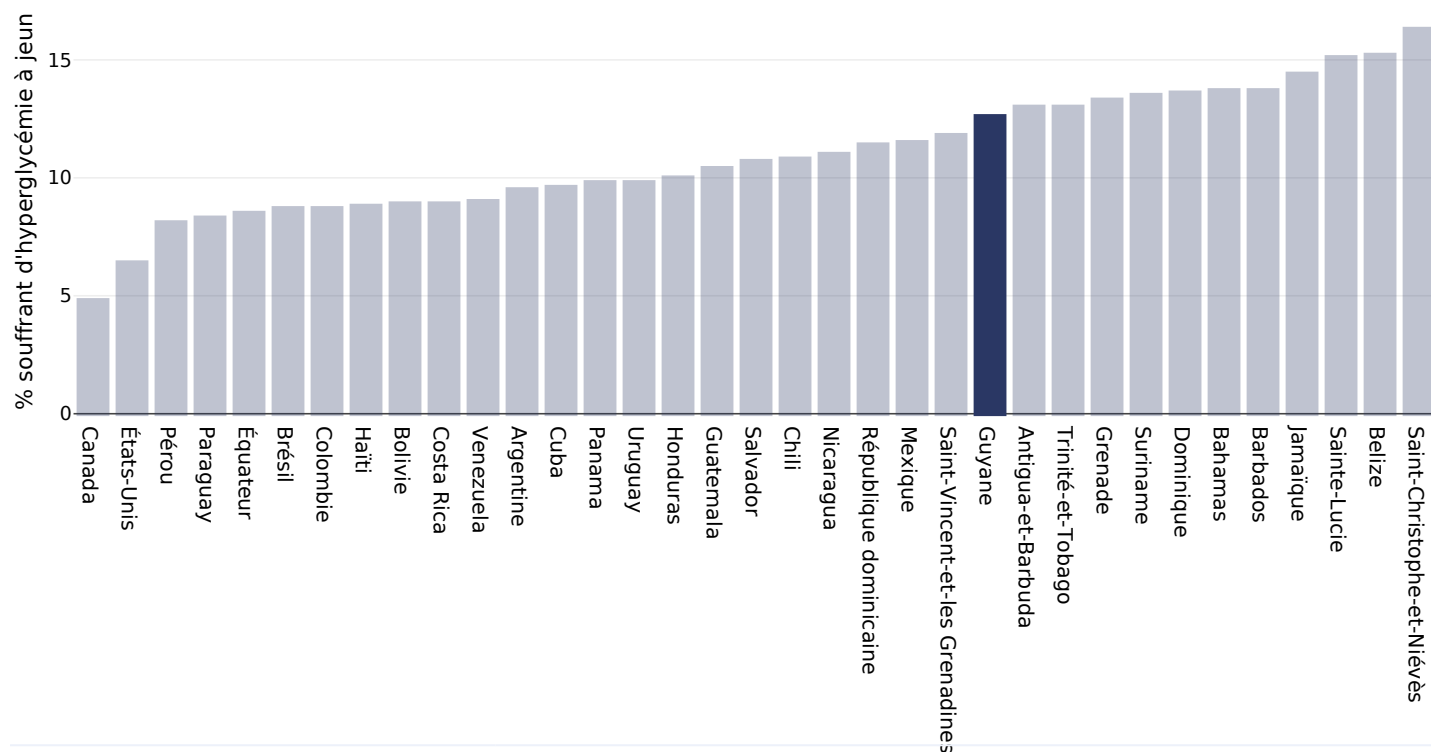
Global Health Observatory data repository, World Health Organisation,
<http://apps.who.int/gho/data/node.main.A885>

Définitions (uniquement disponible en anglais):

% Raised total cholesterol (≥ 5.0 mmol/L) (age-standardized estimate).

Hyperglycémie à jeun

Hommes, 2014



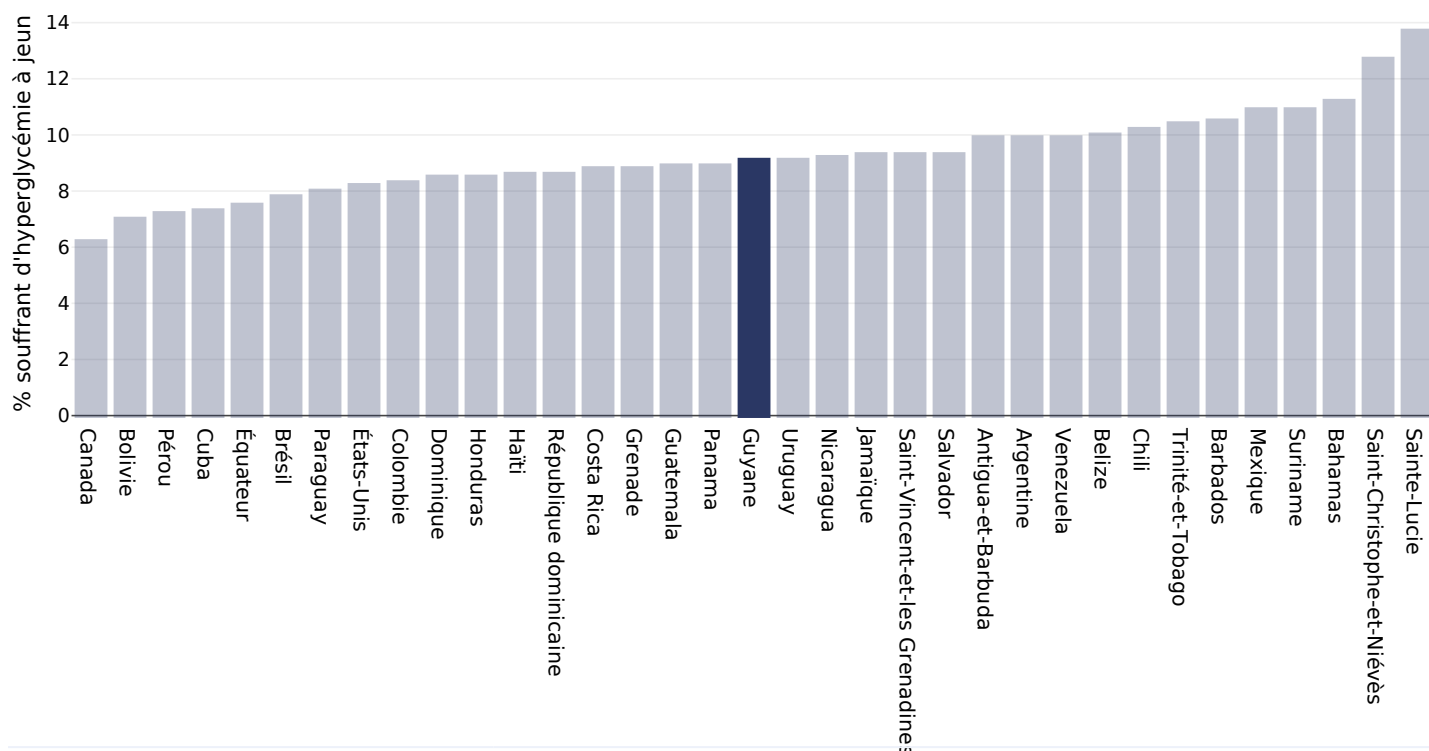
Références:

Global Health Observatory data repository, World Health Organisation,
<http://apps.who.int/gho/data/node.main.A869?lang=en>

Définitions (uniquement disponible en anglais):

Age Standardised % raised fasting blood glucose (≥ 7.0 mmol/L or on medication).

Femmes, 2014



Références:

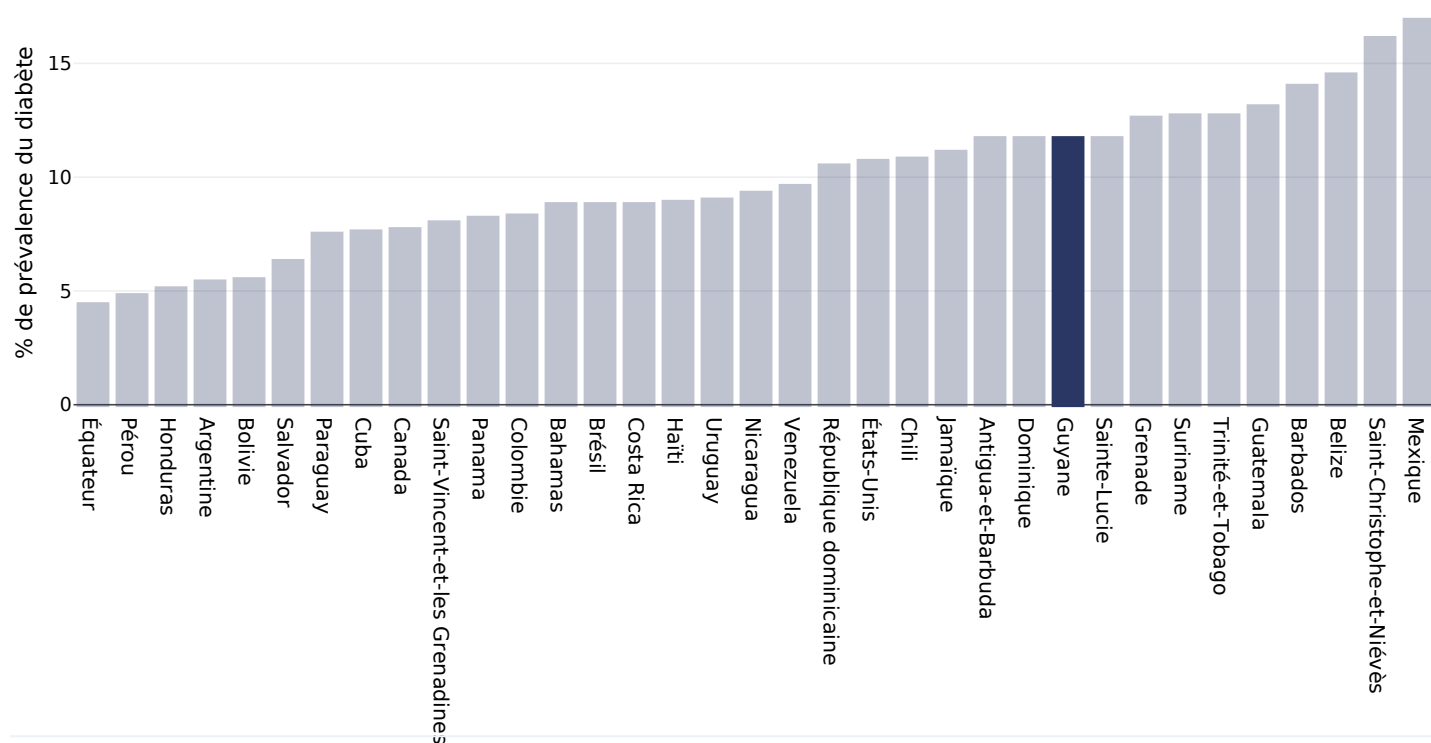
Global Health Observatory data repository, World Health Organisation,
<http://apps.who.int/gho/data/node.main.A869?lang=en>

Définitions (uniquement disponible en anglais):

Age Standardised % raised fasting blood glucose (≥ 7.0 mmol/L or on medication).

Prévalence du diabète

Adultes, 2021



Âge: 20-79

Région couverte: National

Références: Reproduced with kind permission International Diabetes Federation. IDF Diabetes Atlas, 10th edn. Brussels, Belgium:International Diabetes Federation, 2021. <http://www.diabetesatlas.org>






Définitions (uniquement disponible en anglais): Age-adjusted comparative prevalence of diabetes, %

Contextual factors

Disclaimer: These contextual factors should be interpreted with care. Results are updated as regularly as possible and use very specific criteria. The criteria used and full definitions are available for download at the bottom of this page.



Labelling

Is there mandatory nutrition labelling?	 v
Front-of-package labelling?	
Back-of-pack nutrition declaration?	
Color coding?	
Warning label?	



Regulation and marketing

Are there fiscal policies on unhealthy products?	X
Tax on unhealthy foods?	X
Tax on unhealthy drinks?	X
Are there fiscal policies on healthy products?	X
Subsidy on fruits?	X
Subsidy on vegetables?	X
Subsidy on other healthy products?	X
Mandatory limit or ban of trans fat (all settings)?	X
Mandatory limit of trans fats in place (all settings)?	X
Ban on trans-fats or phos in place (all settings)?	X
Are there any mandatory policies/marketing restrictions on the promotion of unhealthy food/drinks to children?	X
Mandatory restriction on broadcast media?	X
Mandatory restriction on non-broadcast media?	X
Voluntary policies/marketing restrictions on the promotion of unhealthy food/drinks to children?	X
Are there mandatory standards for food in schools?	X
Are there any mandatory nutrient limits in any manufactured food products?	X
Nutrition standards for public sector procurement?	X



Political will and support

National obesity strategy or nutrition and physical activity national strategy?	✗
National obesity strategy?	✗
National childhood obesity strategy?	✗
Comprehensive nutrition strategy?	?
Comprehensive physical activity strategy?	✗
Evidence-based dietary guidelines and/or RDAs?	✓
National target(s) on reducing obesity?	✗
Guidelines/policy on obesity treatment?	✗
Promotion of breastfeeding?	✗



Monitoring and surveillance

Monitoring of the prevalence and incidence for the main obesity-related NCDs and risk factors?	✓
Within 5 years?	✗



Governance and resource

Multi-sectoral national co-ordination mechanism for obesity or nutrition (including obesity)?	✓
--	----------

Key

Present
 Present (voluntary)
 Incoming
 Absent
 Unknown

Last updated September 13, 2022

PDF created on May 18, 2024