



Guyana



Country report card - under-5s

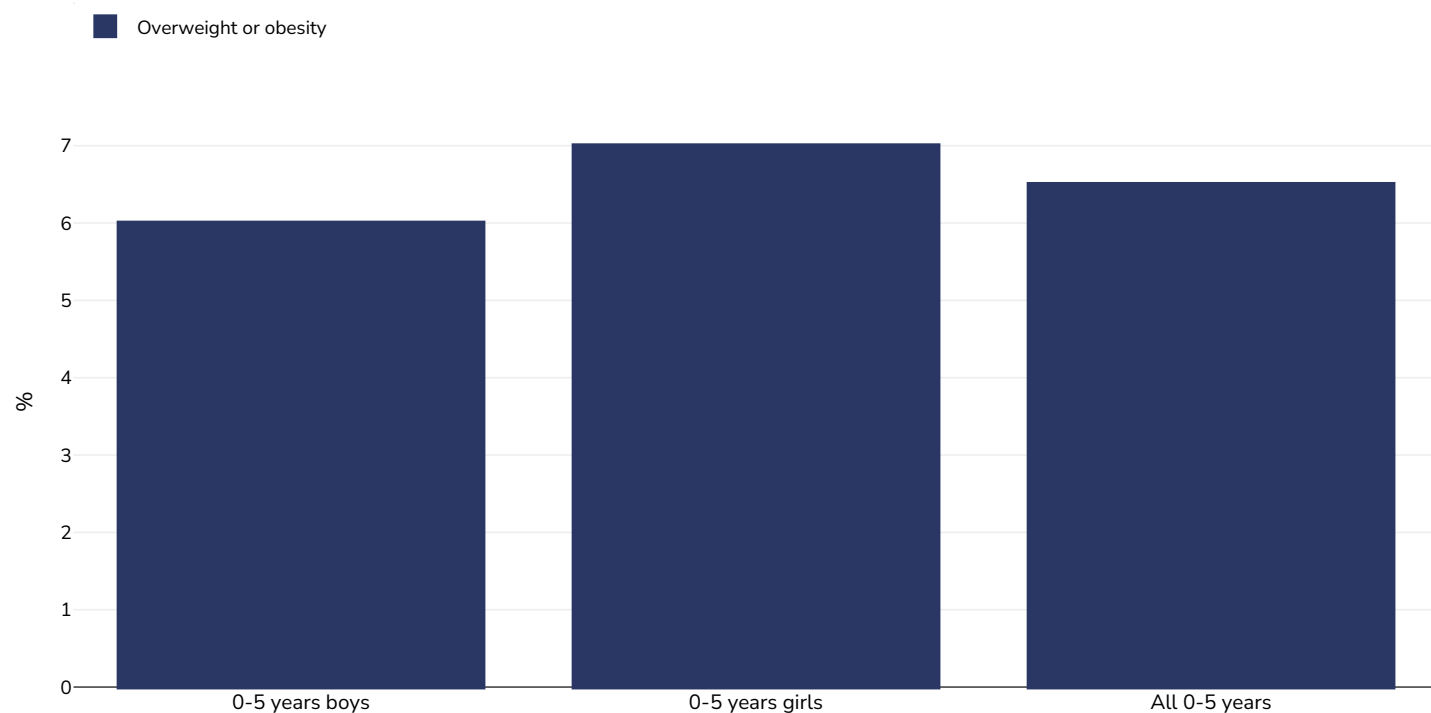
This report card contains the latest data available on the Global Obesity Observatory on overweight and obesity for children under 5. Where available, data on common and relevant obesity drivers and comorbidities are also presented.

View the latest version of this report on the Global Obesity Observatory at <https://data.worldobesity.org/country/guyana-89/>

Contents	Page
Obesity prevalence	3
Overweight/obesity by education	4
Overweight/obesity by region	5
Overweight/obesity by socio-economic group	6
Overweight/obesity by ethnicity	7
Double burden of underweight & overweight	8
% Infants exclusively breastfed 0-5 months	9

Obesity prevalence

0-5 years, 2019



Age: 0-5

Sample size: 2612

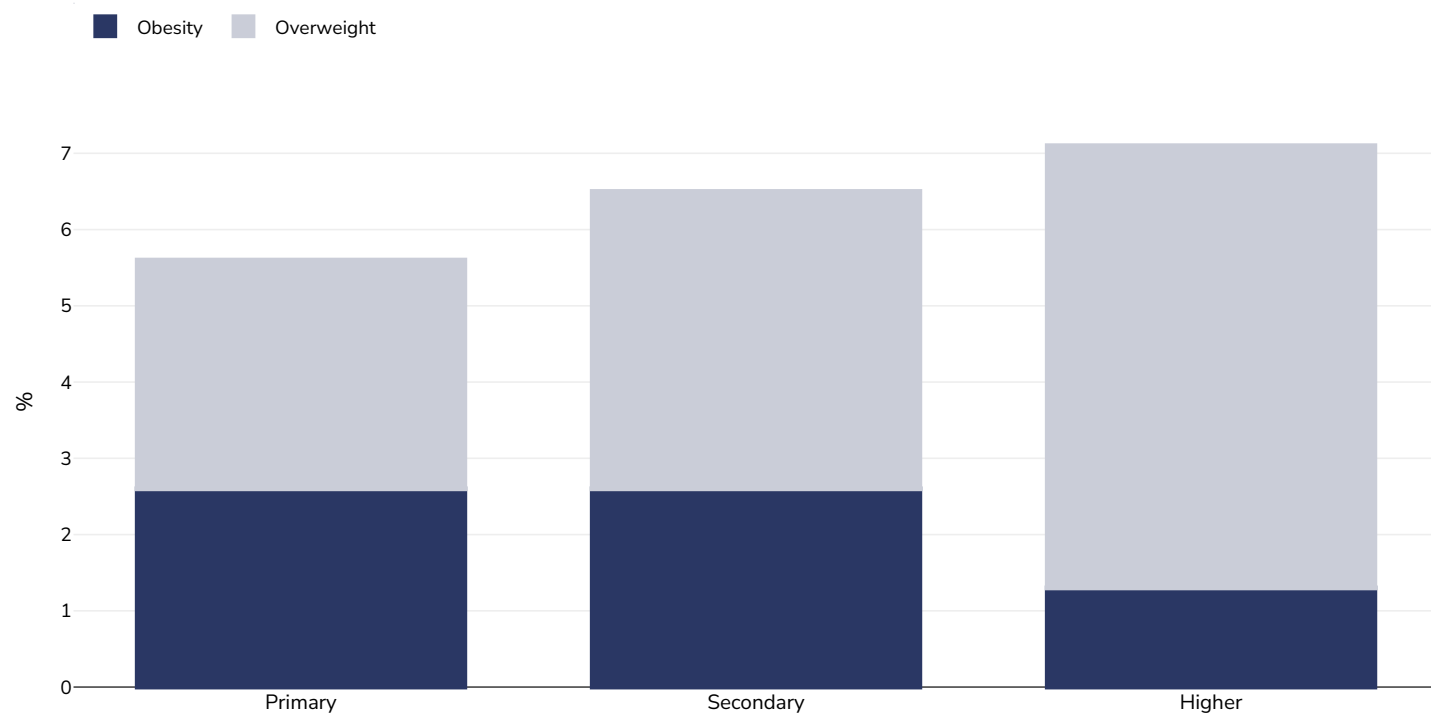
References: MICS: Guyana Multiple Indicator Cluster Survey 2019-2020, Survey Findings Report. Georgetown, Guyana: UNICEF

Notes: UNICEF/WHO/World Bank Joint Child Malnutrition Estimates Expanded Database: Overweight (Survey Estimates), May 2023, New York.
For more information about the methodology, please consult <https://data.unicef.org/resources/jme-2023-country-consultations/>
Percentage of children under 5 years of age falling above 2 standard deviations (moderate and severe) from the median weight-for-height of the reference population.

Definitions: =>+2SD

Overweight/obesity by education

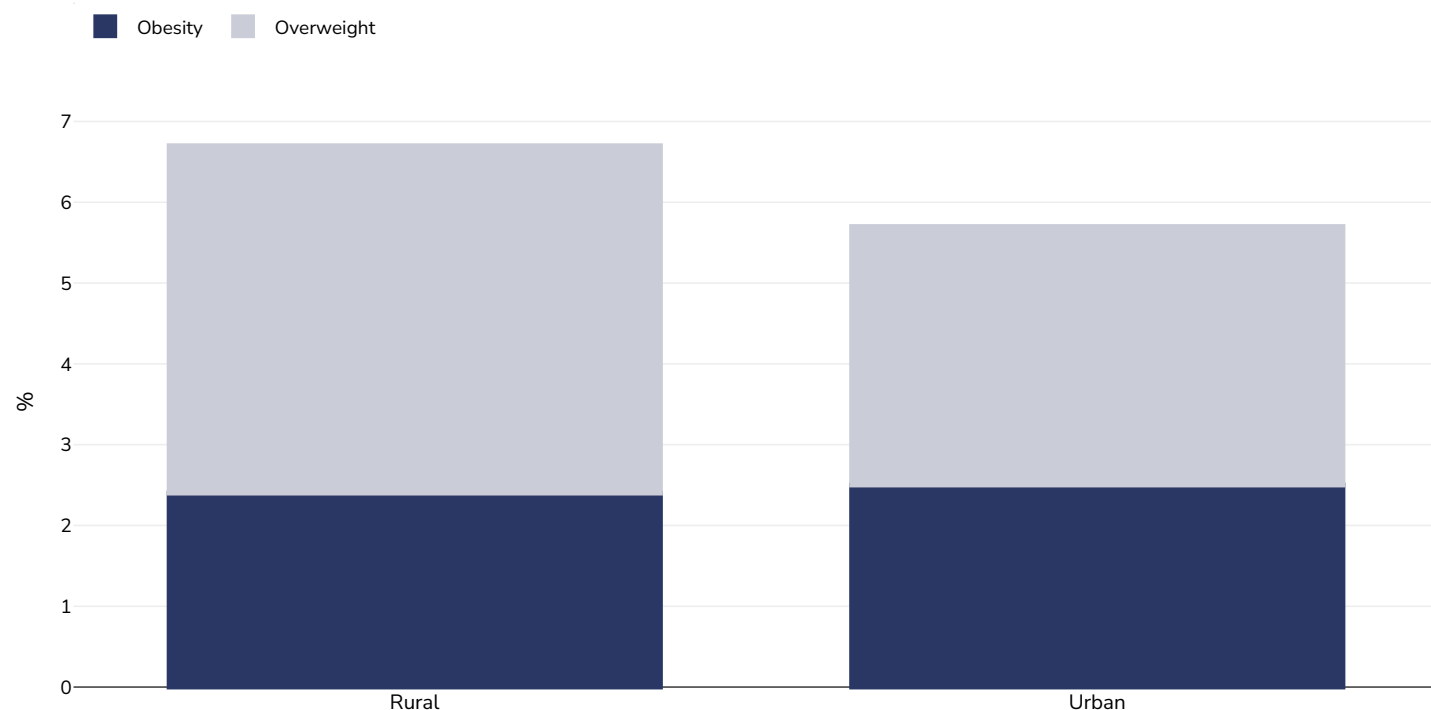
0-5 years, 2019-2020



Survey type:	Measured
Sample size:	2626
Area covered:	National
References:	Government of Guyana and UNICEF. 2021. Guyana Multiple Indicator Cluster Survey 2019-2020, Survey Findings Report. Georgetown, Guyana: UNICEF. Available at https://mics-surveys-prod.s3.amazonaws.com/MICS6/Latin%20America%20and%20Caribbean/Guyana/2019-2020/Survey%20findings/Guyana%202019-20%20MICS%20Survey%20Findings%20Report_English.pdf (last accessed 11.05.21)
Notes:	Infants Pre-Primary sample excluded as too small (n=35) Missing data n=29
Definitions:	Weight for Height + 2SD-3SD +> 3SD
Cutoffs:	Other

Overweight/obesity by region

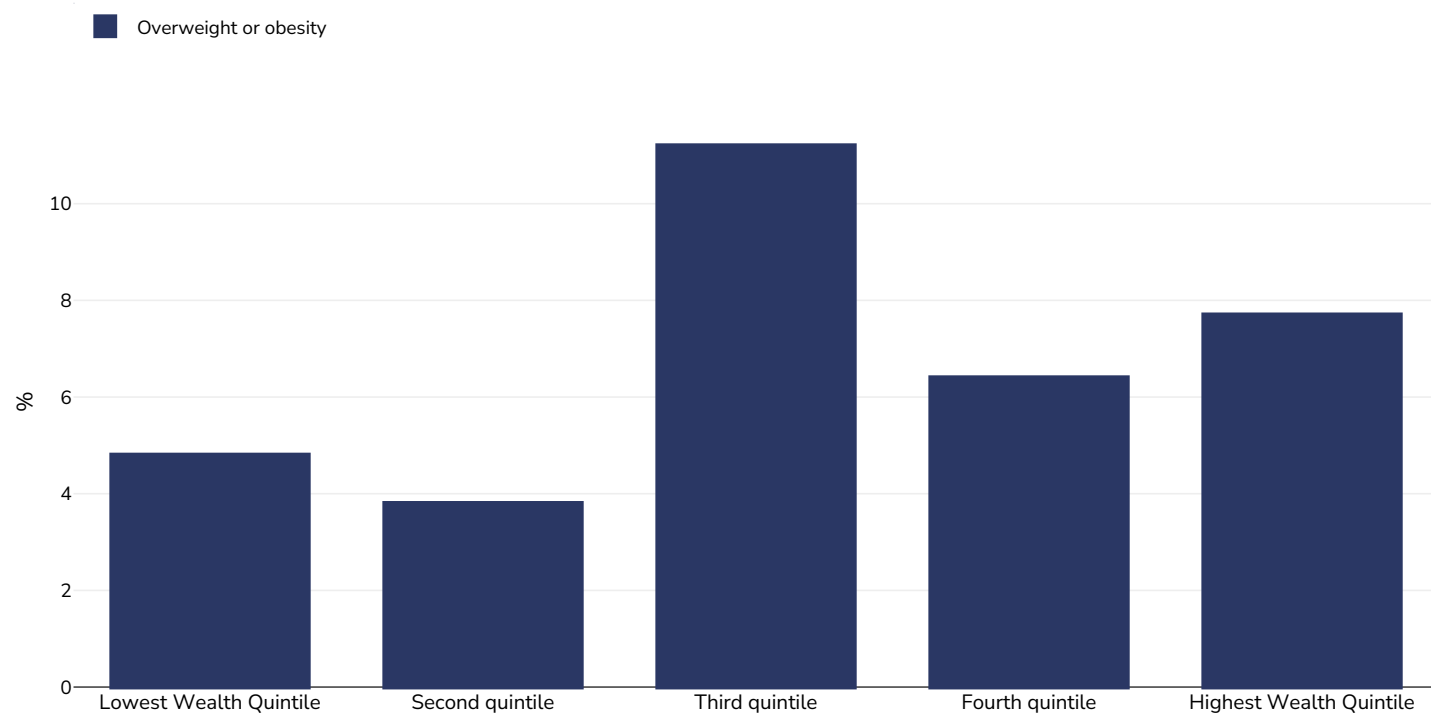
0-5 years, 2019-2020



Survey type:	Self-reported
Sample size:	2626
Area covered:	National
References:	Government of Guyana and UNICEF. 2021. Guyana Multiple Indicator Cluster Survey 2019-2020, Survey Findings Report. Georgetown, Guyana: UNICEF. Available at https://mics-surveys-prod.s3.amazonaws.com/MICS6/Latin%20America%20and%20Caribbean/Guyana/2019-2020/Survey%20findings/Guyana%202019-20%20MICS%20Survey%20Findings%20Report_English.pdf (last accessed 11.05.21)
Notes:	Infants
Definitions:	Weight for Height + 2SD-3SD +> 3SD
Cutoffs:	Other

Overweight/obesity by socio-economic group

0-5 years, 2019



Sample size: 2612

References: MICS: Guyana Multiple Indicator Cluster Survey 2019-2020, Survey Findings Report. Georgetown, Guyana: UNICEF

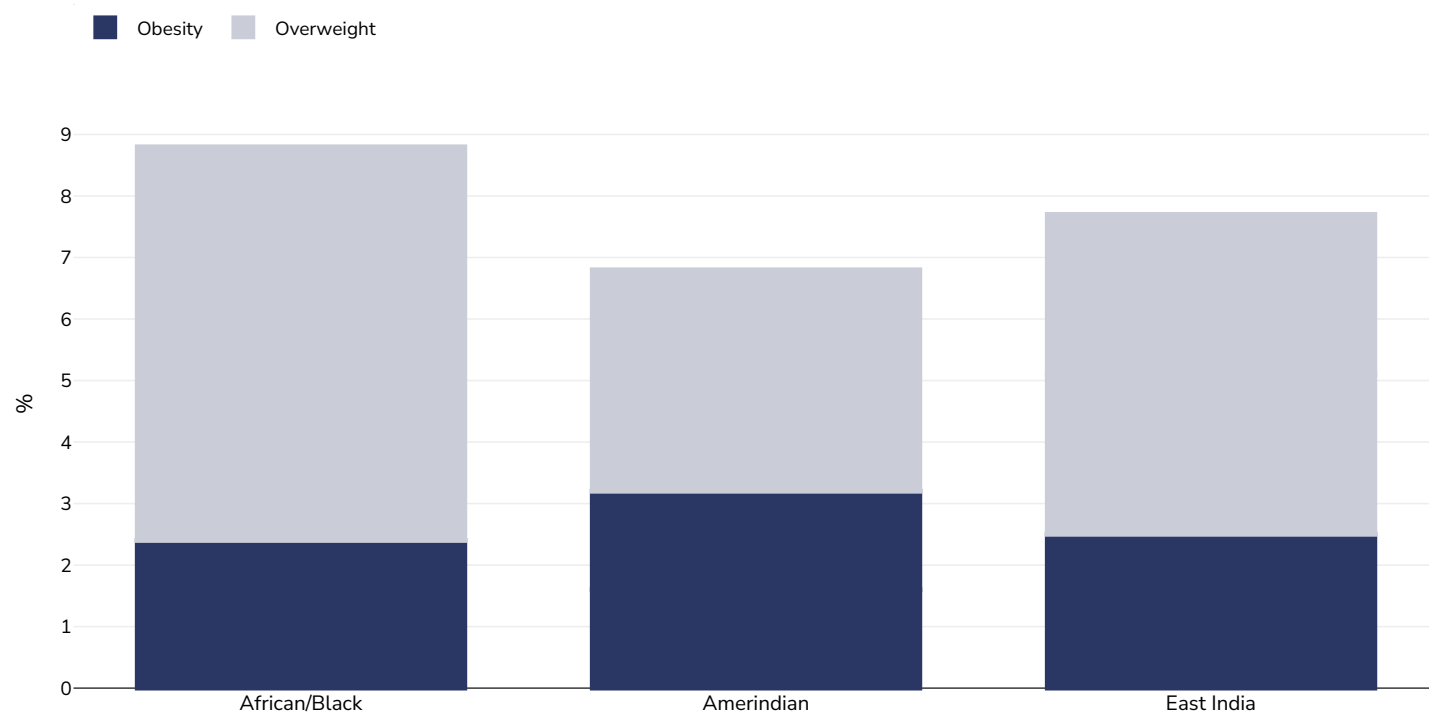
Notes: UNICEF/WHO/World Bank Joint Child Malnutrition Estimates Expanded Database: Overweight (Survey Estimates), May 2023, New York.
For more information about the methodology, please consult <https://data.unicef.org/resources/jme-2023-country-consultations/>
Percentage of children under 5 years of age falling above 2 standard deviations (moderate and severe) from the median weight-for-height of the reference population.

Definitions: =>+2SD

Overweight/obesity by ethnicity

Ethnic groups are as defined by publication of origin and are not as defined by WOF. In some instances ethnicity is conflated with nationality and/or race.

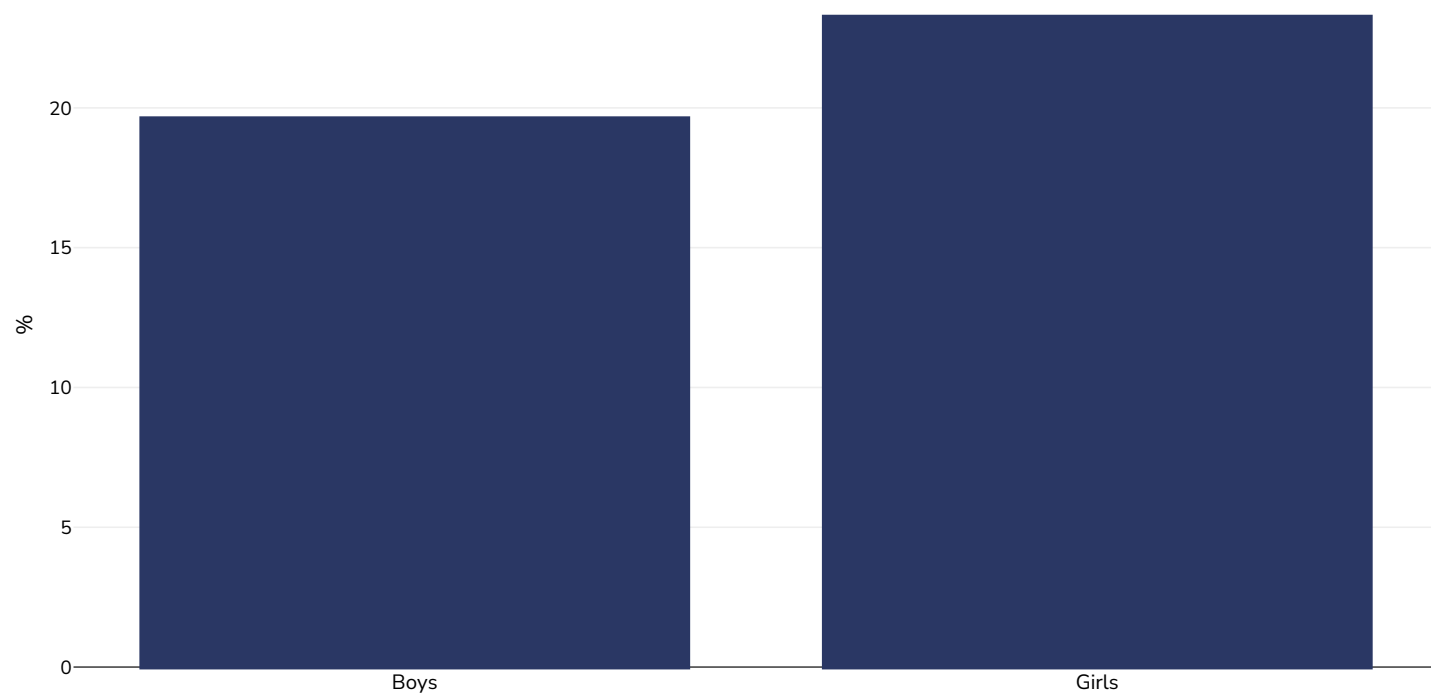
0-5 years, 2019-2020



Survey type:	Measured
Sample size:	2626
Area covered:	National
References:	Government of Guyana and UNICEF. 2021. Guyana Multiple Indicator Cluster Survey 2019-2020, Survey Findings Report. Georgetown, Guyana: UNICEF. Available at https://mics-surveys-prod.s3.amazonaws.com/MICS6/Latin%20America%20and%20Caribbean/Guyana/2019-2020/Survey%20findings/Guyana%202019-20%20MICS%20Survey%20Findings%20Report_English.pdf (last accessed 11.05.21)
Notes:	Infants
Definitions:	Weight for Height + 2SD-3SD +> 3SD
Cutoffs:	Other

Double burden of underweight & overweight

0-5 years, 2019-2019



Survey type: Measured

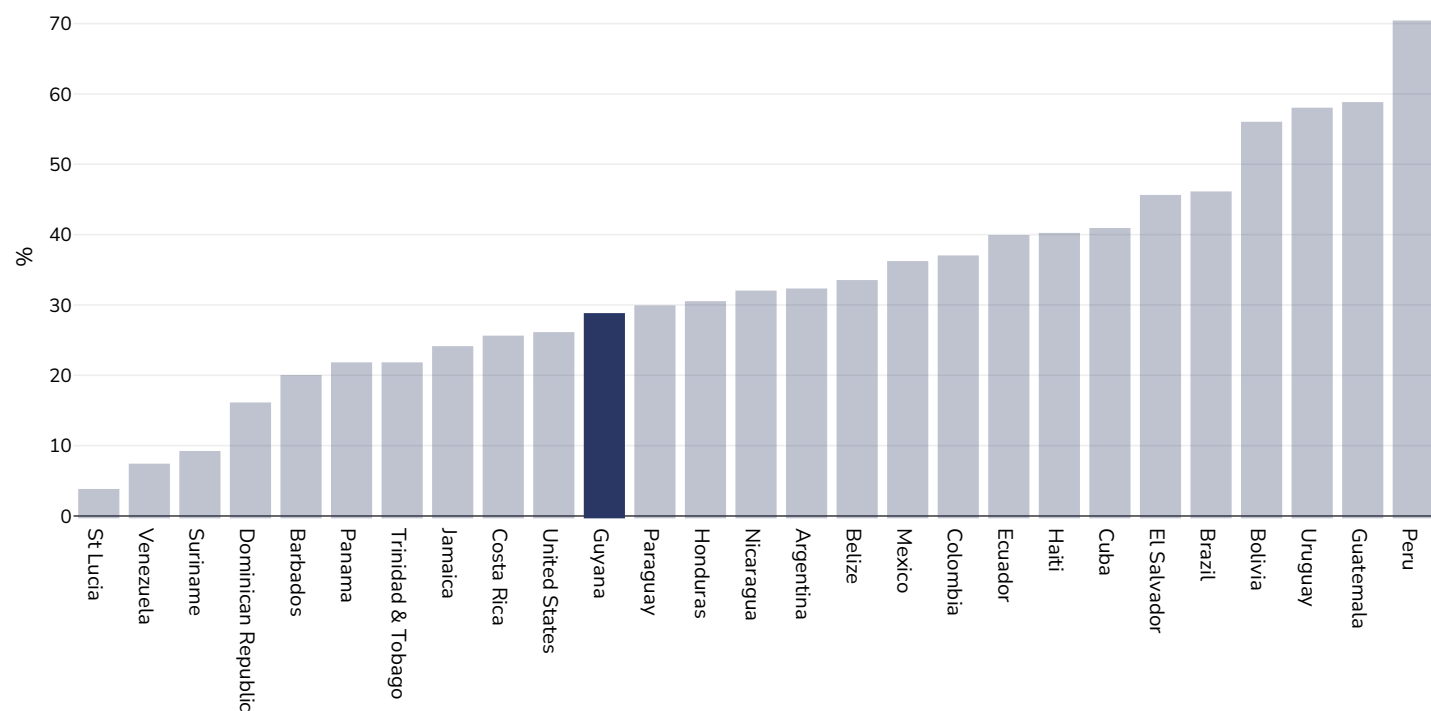
Age: 0-5

References: UNICEF data available at <https://data.unicef.org/topic/nutrition/malnutrition/> (last accessed 12.03.25)

Notes: Children under 5 falling below -2 standard deviations from the median height for age and falling at or above +2 standard deviations from the median weight-for-height of the reference population

% Infants exclusively breastfed 0-5 months

0-5 years, 1998-2023



References: Guyana Multiple Indicator Cluster Survey 2019-2020, Survey Findings Report. Georgetown, Guyana: UNICEF

Notes: Full details are available. Original citation United Nations Children's Fund, Division of Data, Analysis, Planning and Monitoring (2023).
Global UNICEF Global Databases: Infant and Young Child Feeding: Exclusive breastfeeding, New York, October 2023.

PDF created on June 17, 2025