

# Report card

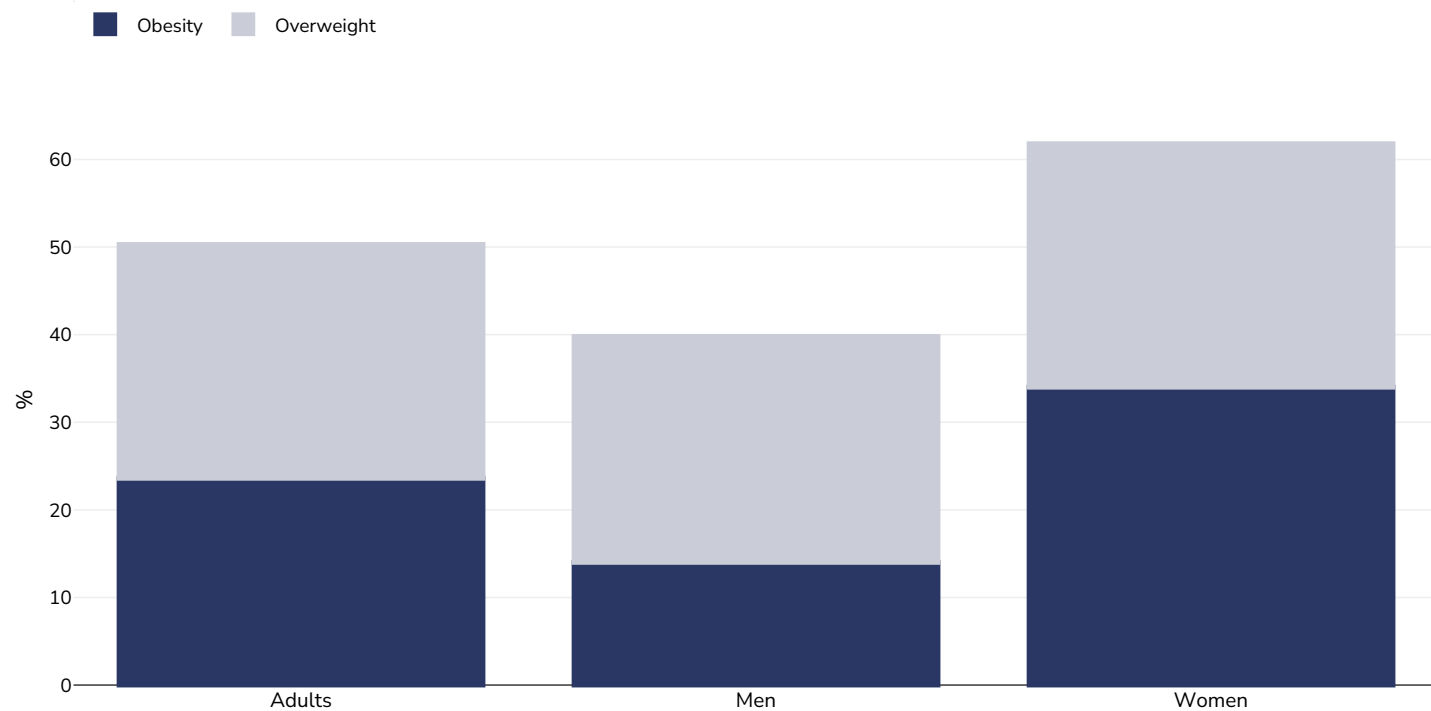
## Guyana



Contents	Page
Obesity prevalence	2
Overweight/obesity by education	5
Overweight/obesity by age	8
Overweight/obesity by region	9
Overweight/obesity by socio-economic group	14
Overweight/obesity by ethnicity	20
Insufficient physical activity	21
Average daily frequency of carbonated soft drink consumption	24
Estimated per capita fruit intake	25
Prevalence of less than daily fruit consumption	26
Prevalence of less than daily vegetable consumption	27
Average weekly frequency of fast food consumption	28
Estimated per-capita processed meat intake	29
Estimated per capita whole grains intake	30
Mental health - depression disorders	31
Mental health - anxiety disorders	32
% Infants exclusively breastfed 0-5 months	33
Oesophageal cancer	34
Breast cancer	36
Colorectal cancer	37
Pancreatic cancer	42
Gallbladder cancer	47
Kidney cancer	52
Cancer of the uterus	57
Raised blood pressure	58
Raised cholesterol	61
Raised fasting blood glucose	64
Diabetes prevalence	66
Contextual factors	67

## Obesity prevalence

### Adults, 2016

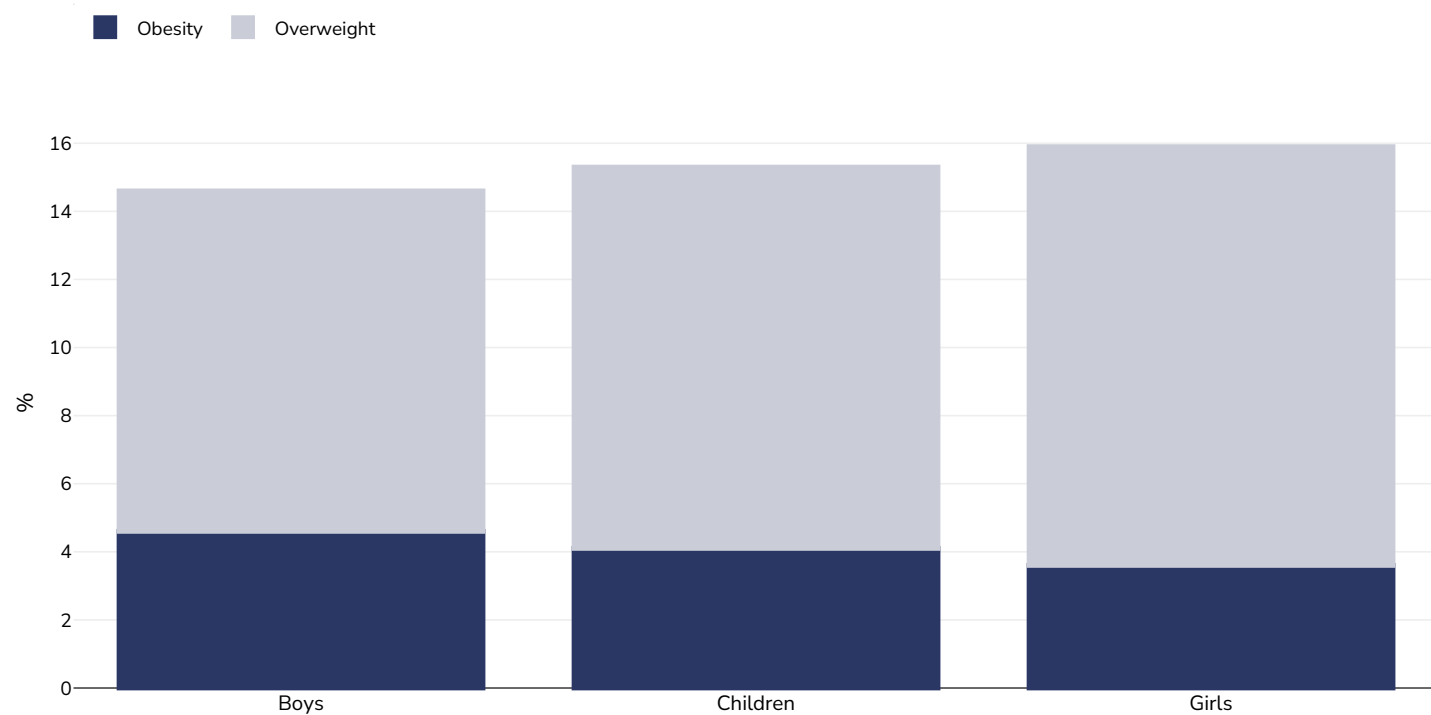


Survey type:	Measured
Age:	18-69
Sample size:	3456
Area covered:	National

References: Pan American STEPS Risk Factor Surveillance Survey Guyana 2016 Report. Guyana.: PAHO, Ministry of Public Health of Guyana, and the Bureau of Statistics, Guyana 2019

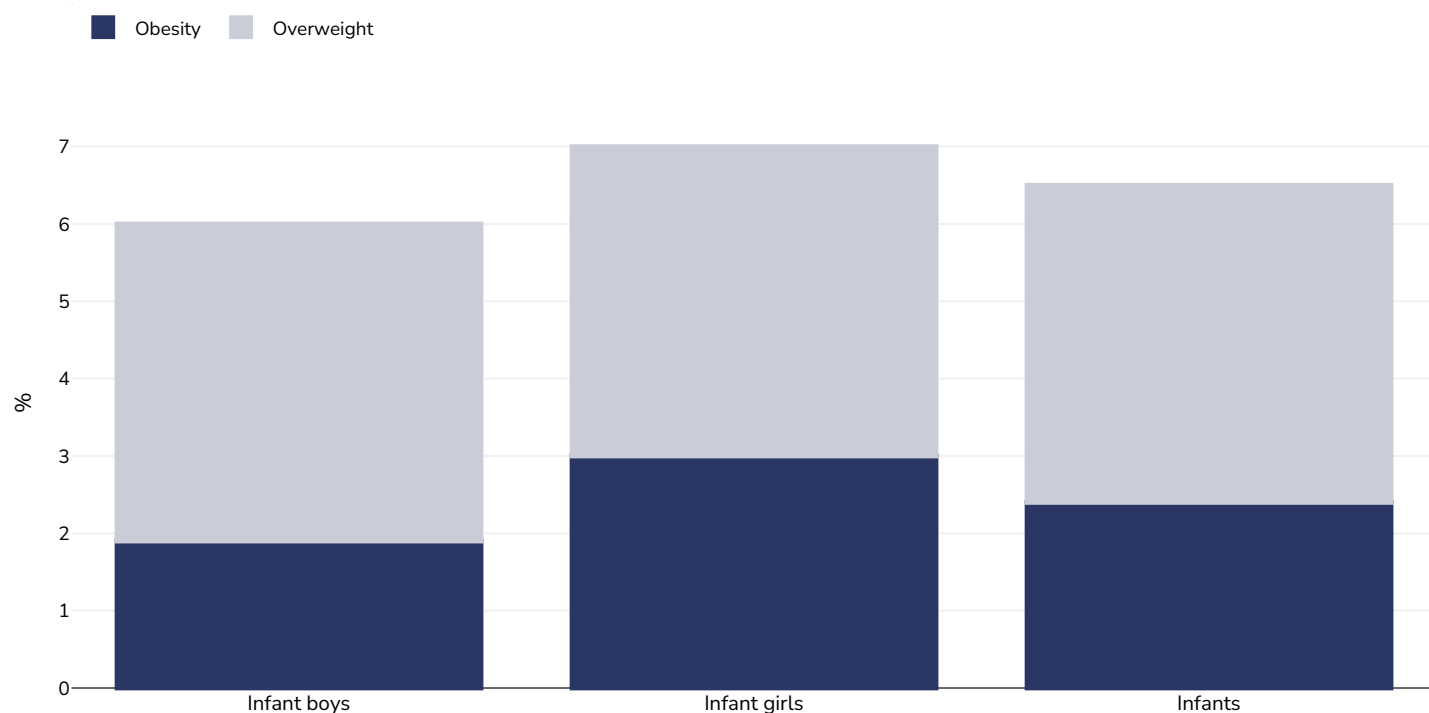
*Unless otherwise noted, overweight refers to a BMI between 25kg and 29.9kg/m<sup>2</sup>, obesity refers to a BMI greater than 30kg/m<sup>2</sup>.*

## Children, 2010



Survey type:	Self-reported
Age:	13-15
Sample size:	2392
Area covered:	National
References:	Global School-based Student Health Survey (GSHS), available at <a href="https://www.who.int/ncds/surveillance/gshs/Guyana_2010_GSHS_FS.pdf?ua=1">https://www.who.int/ncds/surveillance/gshs/Guyana_2010_GSHS_FS.pdf?ua=1</a> (last accessed 25.11.20)
Cutoffs:	WHO

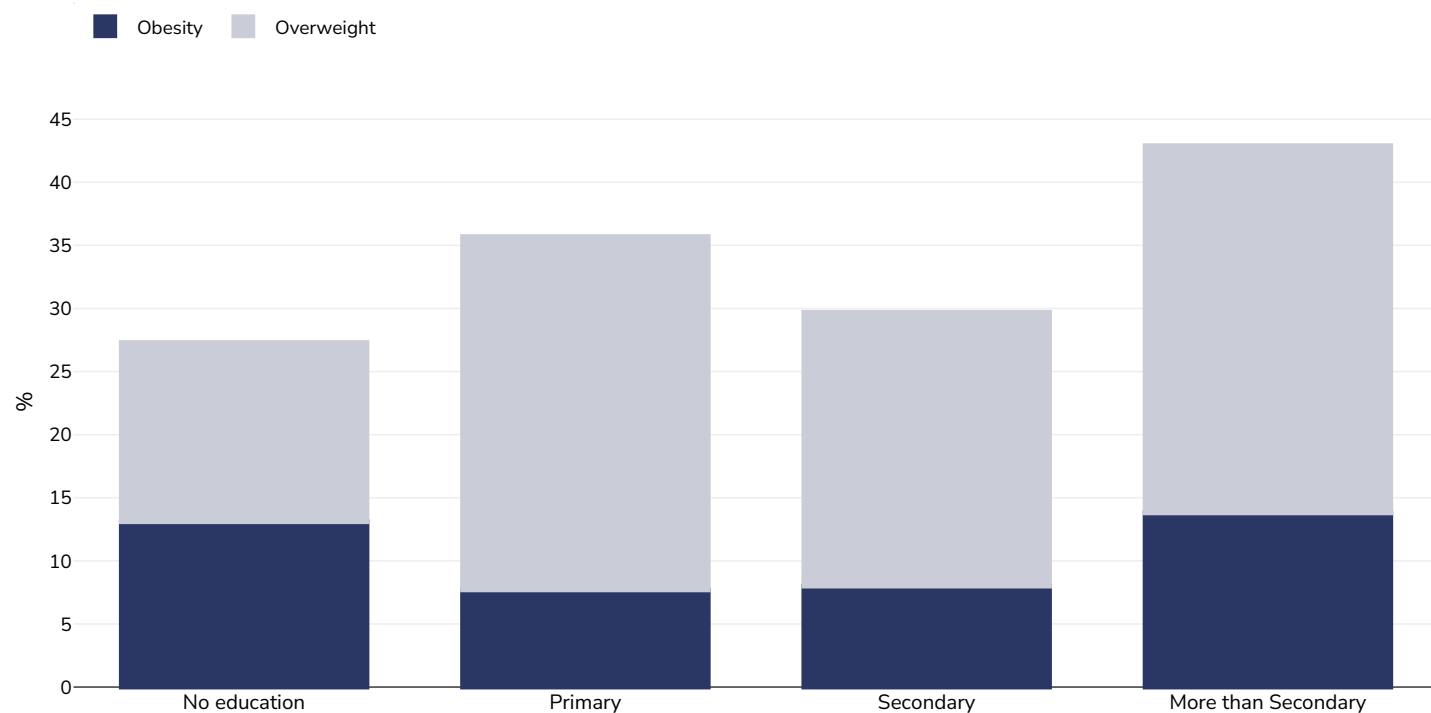
## Infants, 2019-2020



Survey type:	Measured
Age:	0-5
Sample size:	2626
Area covered:	National
References:	Government of Guyana and UNICEF. 2021. Guyana Multiple Indicator Cluster Survey 2019-2020, Survey Findings Report. Georgetown, Guyana: UNICEF. Available at <a href="https://mics-surveys-prod.s3.amazonaws.com/MICS6/Latin%20America%20and%20Caribbean/Guyana/2019-2020/Survey%20findings/Guyana%202019-20%20MICS%20Survey%20Findings%20Report_English.pdf">https://mics-surveys-prod.s3.amazonaws.com/MICS6/Latin%20America%20and%20Caribbean/Guyana/2019-2020/Survey%20findings/Guyana%202019-20%20MICS%20Survey%20Findings%20Report_English.pdf</a> (last accessed 11.05.21)
Notes:	Infants
Definitions:	Weight for Height + 2SD-3SD +> 3SD
Cutoffs:	Other

## Overweight/obesity by education

### Men, 2009



Survey type: Measured

Age: 15-49

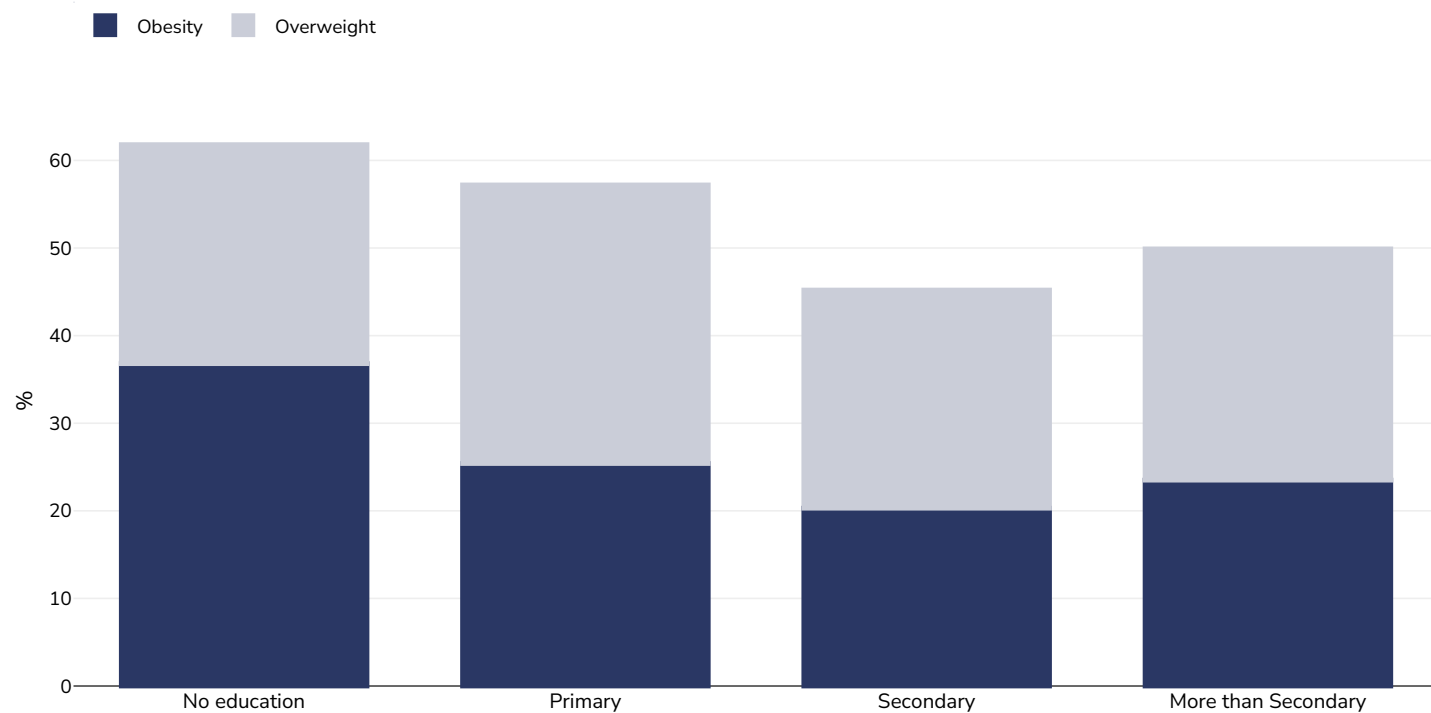
Sample size: Male: 3250 and Female: 4502

Area covered: National

References: Ministry of Health (MOH), Bureau of Statistics (BOS), and ICF Macro. 2010. Guyana Demographic and Health Survey 2009. Georgetown, Guyana: MOH, BOS, and ICF Macro.

*Unless otherwise noted, overweight refers to a BMI between 25kg and 29.9kg/m<sup>2</sup>, obesity refers to a BMI greater than 30kg/m<sup>2</sup>.*

## Women, 2009



Survey type: Measured

Age: 15-49

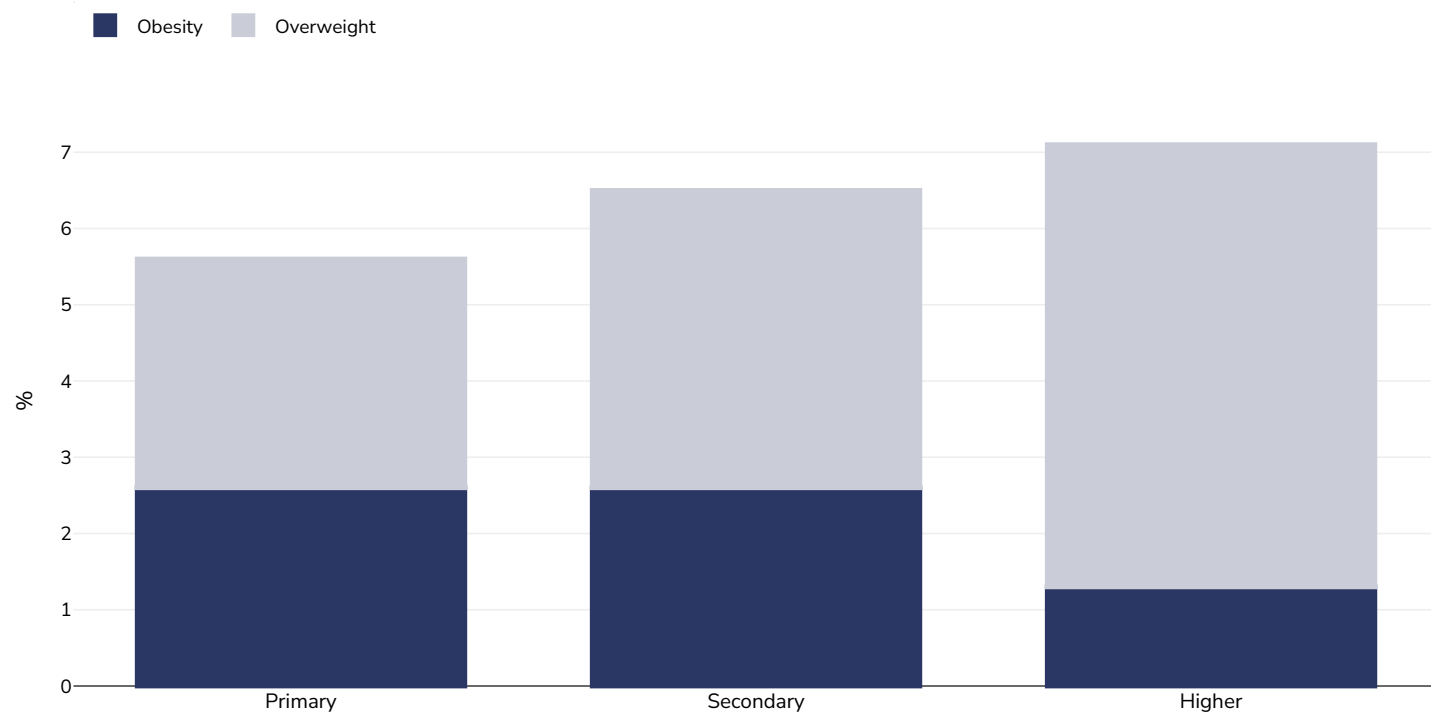
Sample size: Male: 3250 and Female: 4502

Area covered: National

References: Ministry of Health (MOH), Bureau of Statistics (BOS), and ICF Macro. 2010. Guyana Demographic and Health Survey 2009. Georgetown, Guyana: MOH, BOS, and ICF Macro.

*Unless otherwise noted, overweight refers to a BMI between 25kg and 29.9kg/m<sup>2</sup>, obesity refers to a BMI greater than 30kg/m<sup>2</sup>.*

## Infants, 2019-2020



Survey type: Measured

Sample size: 2626

Area covered: National

References: Government of Guyana and UNICEF. 2021. Guyana Multiple Indicator Cluster Survey 2019-2020, Survey Findings Report. Georgetown, Guyana: UNICEF. Available at [https://mics-surveys-prod.s3.amazonaws.com/MICS6/Latin%20America%20and%20Caribbean/Guyana/2019-2020/Survey%20findings/Guyana%202019-20%20MICS%20Survey%20Findings%20Report\\_English.pdf](https://mics-surveys-prod.s3.amazonaws.com/MICS6/Latin%20America%20and%20Caribbean/Guyana/2019-2020/Survey%20findings/Guyana%202019-20%20MICS%20Survey%20Findings%20Report_English.pdf) (last accessed 11.05.21)

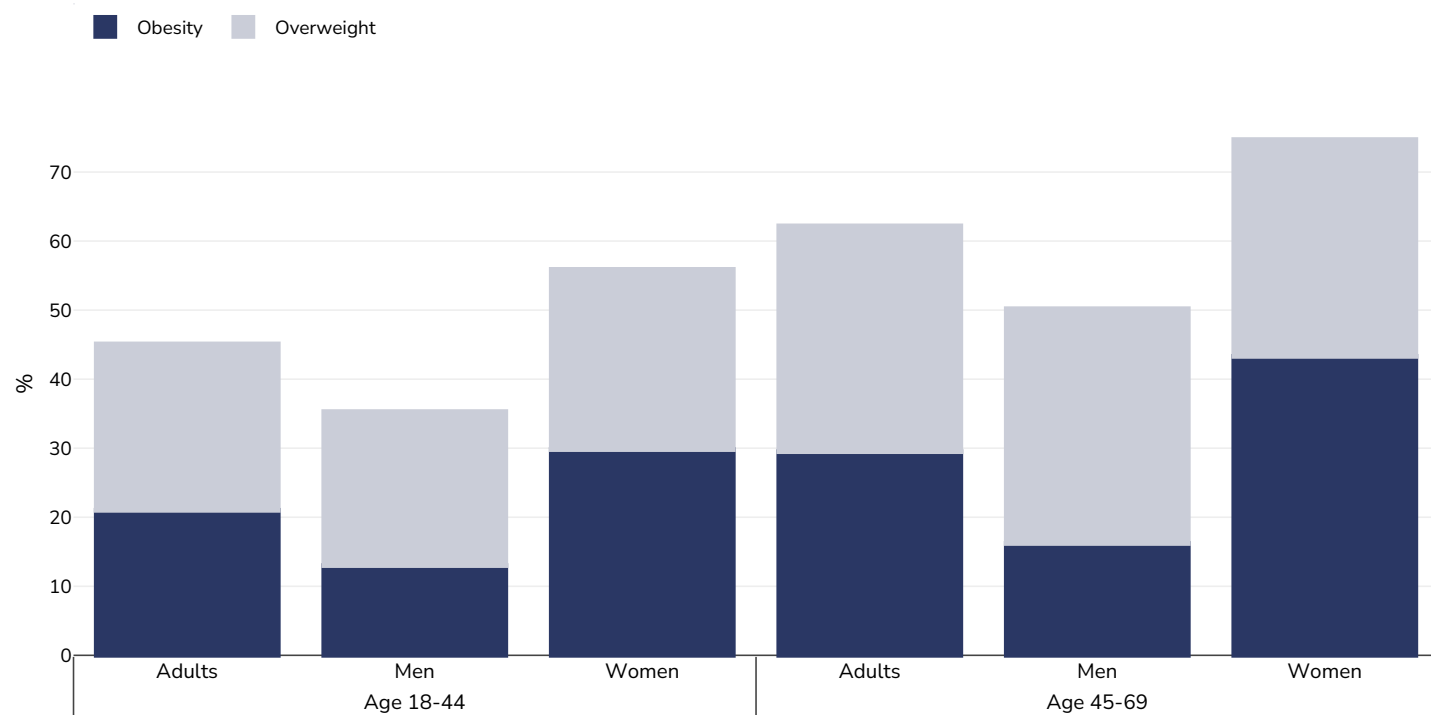
Notes: Infants Pre-Primary sample excluded as too small (n=35) Missing data n=29

Definitions: Weight for Height + 2SD-3SD +> 3SD

Cutoffs: Other

## Overweight/obesity by age

### Adults, 2016



Survey type: Measured

Sample size: 3456

Area covered: National

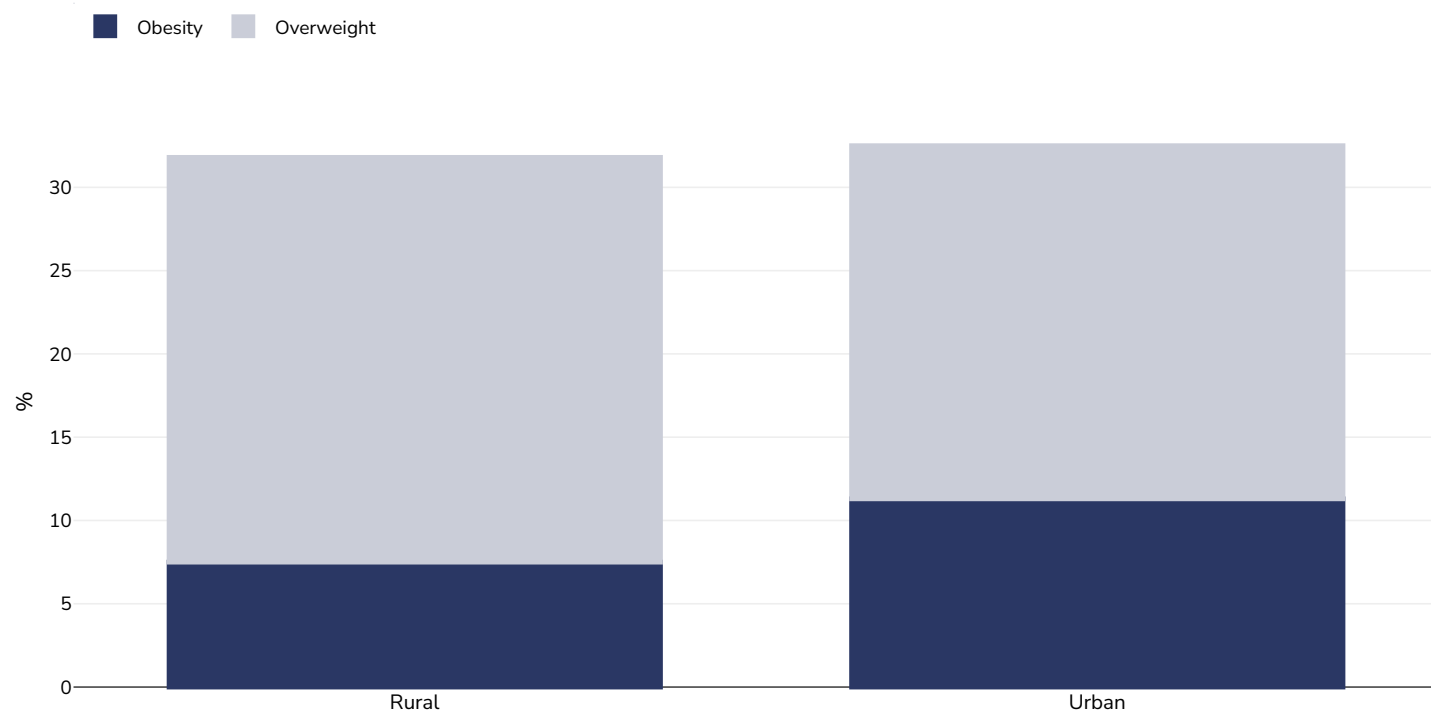
References: [https://cdn.who.int/media/docs/default-source/ncds/ncd-surveillance/data-reporting/guyana/2016-steps-guy-country-report-final.pdf?sfvrsn=9e39e8ed\\_1&download=true](https://cdn.who.int/media/docs/default-source/ncds/ncd-surveillance/data-reporting/guyana/2016-steps-guy-country-report-final.pdf?sfvrsn=9e39e8ed_1&download=true)

*Unless otherwise noted, overweight refers to a BMI between 25kg and 29.9kg/m<sup>2</sup>, obesity refers to a BMI greater than 30kg/m<sup>2</sup>.*



## Overweight/obesity by region

### Men, 2009



Survey type: Measured

Age: 15-49

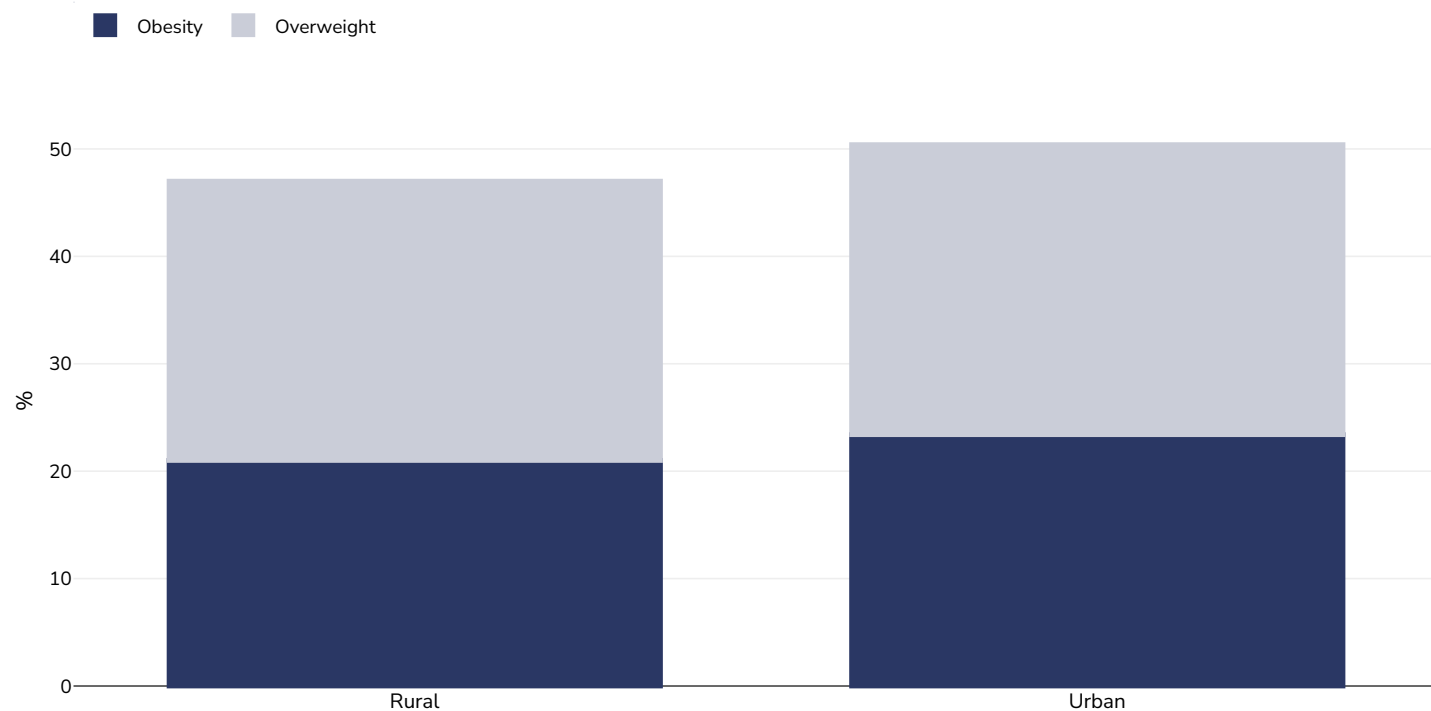
Sample size: Male: 3250 and Female: 4502

Area covered: National

References: Ministry of Health (MOH), Bureau of Statistics (BOS), and ICF Macro. 2010. Guyana Demographic and Health Survey 2009. Georgetown, Guyana: MOH, BOS, and ICF Macro.

*Unless otherwise noted, overweight refers to a BMI between 25kg and 29.9kg/m<sup>2</sup>, obesity refers to a BMI greater than 30kg/m<sup>2</sup>.*

## Women, 2009

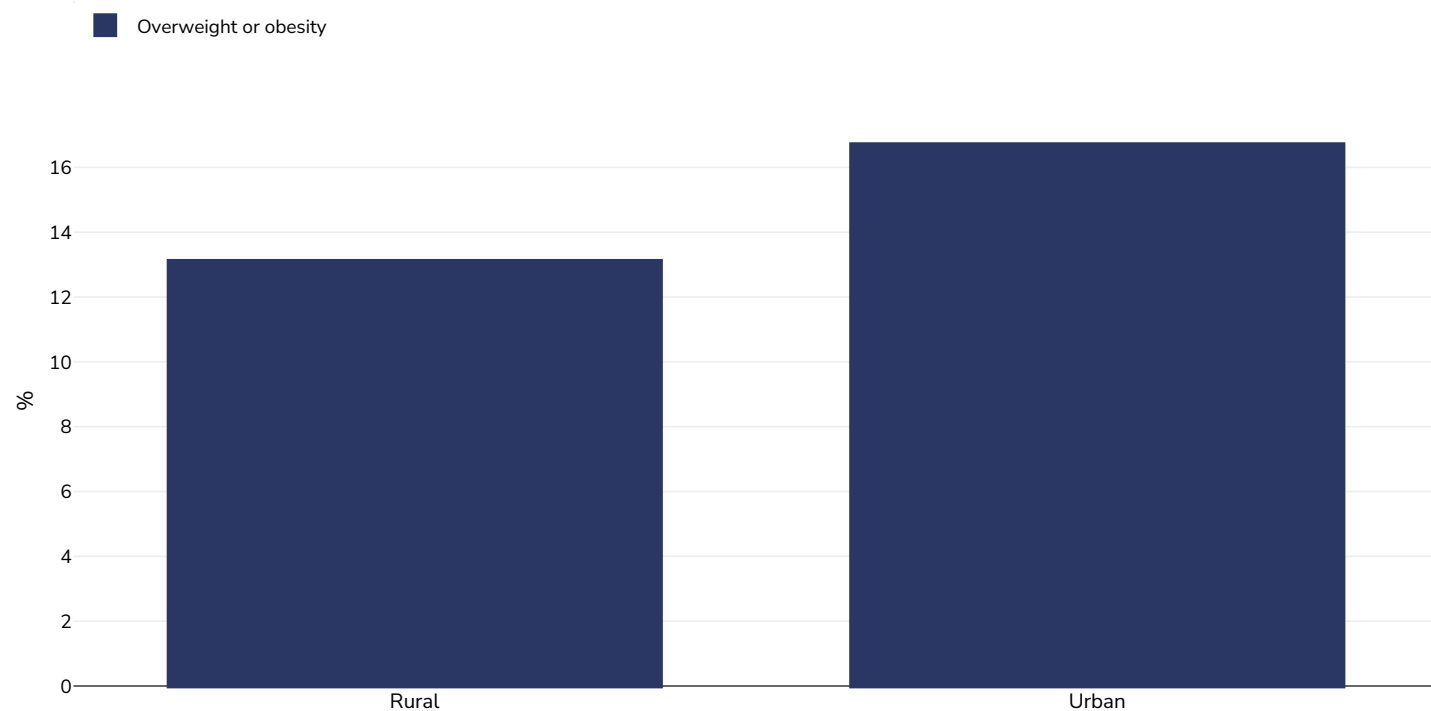


Survey type:	Measured
Age:	15-49
Sample size:	Male: 3250 and Female: 4502
Area covered:	National

References: Ministry of Health (MOH), Bureau of Statistics (BOS), and ICF Macro. 2010. Guyana Demographic and Health Survey 2009. Georgetown, Guyana: MOH, BOS, and ICF Macro.

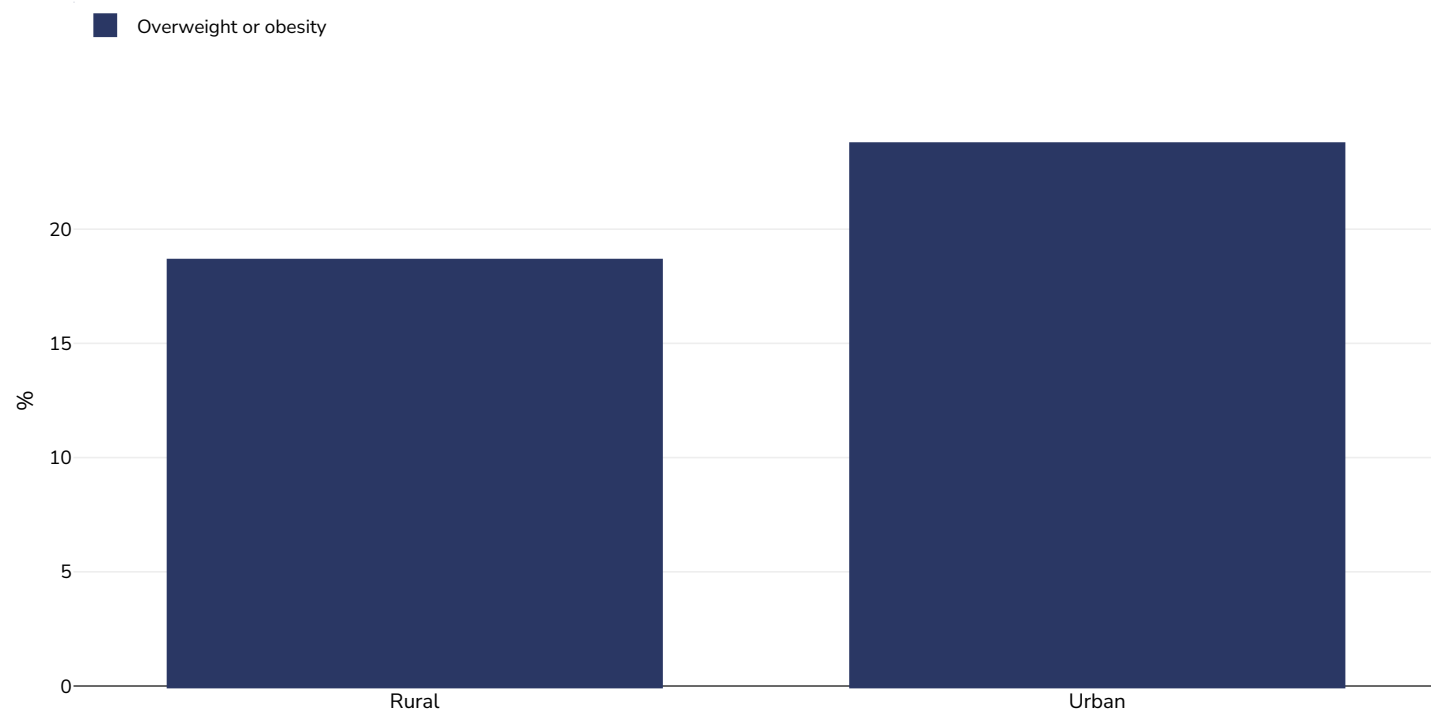
*Unless otherwise noted, overweight refers to a BMI between 25kg and 29.9kg/m<sup>2</sup>, obesity refers to a BMI greater than 30kg/m<sup>2</sup>.*

## Boys, 2009



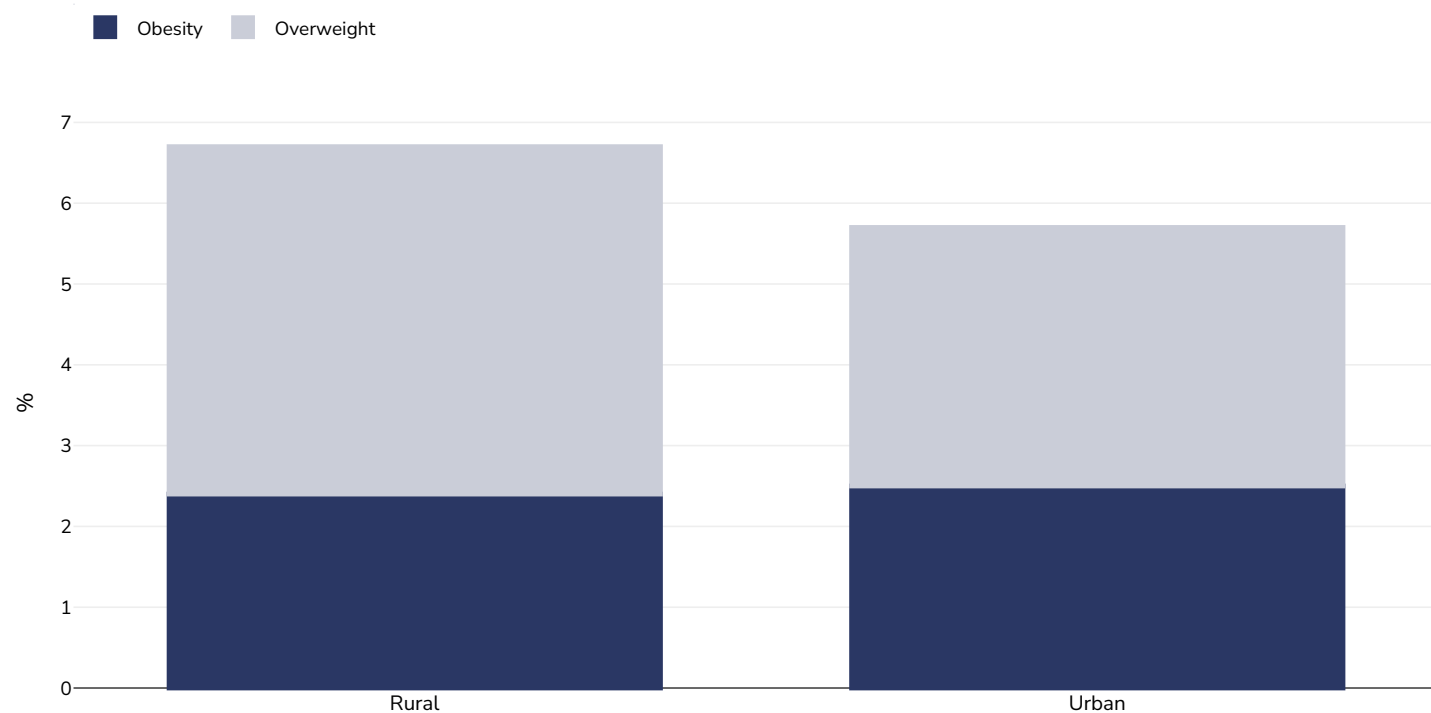
Survey type:	Measured
Age:	15-19
Sample size:	1249
Area covered:	National
References:	Benedict, Rukundo K., Allison Schmale, and Sorrel Namaste. 2018. Adolescent Nutrition 2000-2017: DHS Data on Adolescents Age 15-19. DHS Comparative Report No. 47. Rockville, Maryland, USA: ICF. Ministry of Health (MOH), Bureau of Statistics (BOS), and ICF Macro. 2010. Guyana Demographic and Health Survey 2009. Georgetown, Guyana: MOH, BOS, and ICF Macro.
Notes:	704 girls and 545 boys
Definitions:	BMI for age: between +1 SD and +2 SD is overweight and greater than +2 SD is obesity
Cutoffs:	WHO 2007

## Girls, 2009



Survey type:	Measured
Age:	15-19
Sample size:	1249
Area covered:	National
References:	Benedict, Rukundo K., Allison Schmale, and Sorrel Namaste. 2018. Adolescent Nutrition 2000-2017: DHS Data on Adolescents Age 15-19. DHS Comparative Report No. 47. Rockville, Maryland, USA: ICF. Ministry of Health (MOH), Bureau of Statistics (BOS), and ICF Macro. 2010. Guyana Demographic and Health Survey 2009. Georgetown, Guyana: MOH, BOS, and ICF Macro.
Notes:	704 girls and 545 boys
Definitions:	BMI for age: between +1 SD and +2 SD is overweight and greater than +2 SD is obesity
Cutoffs:	WHO 2007

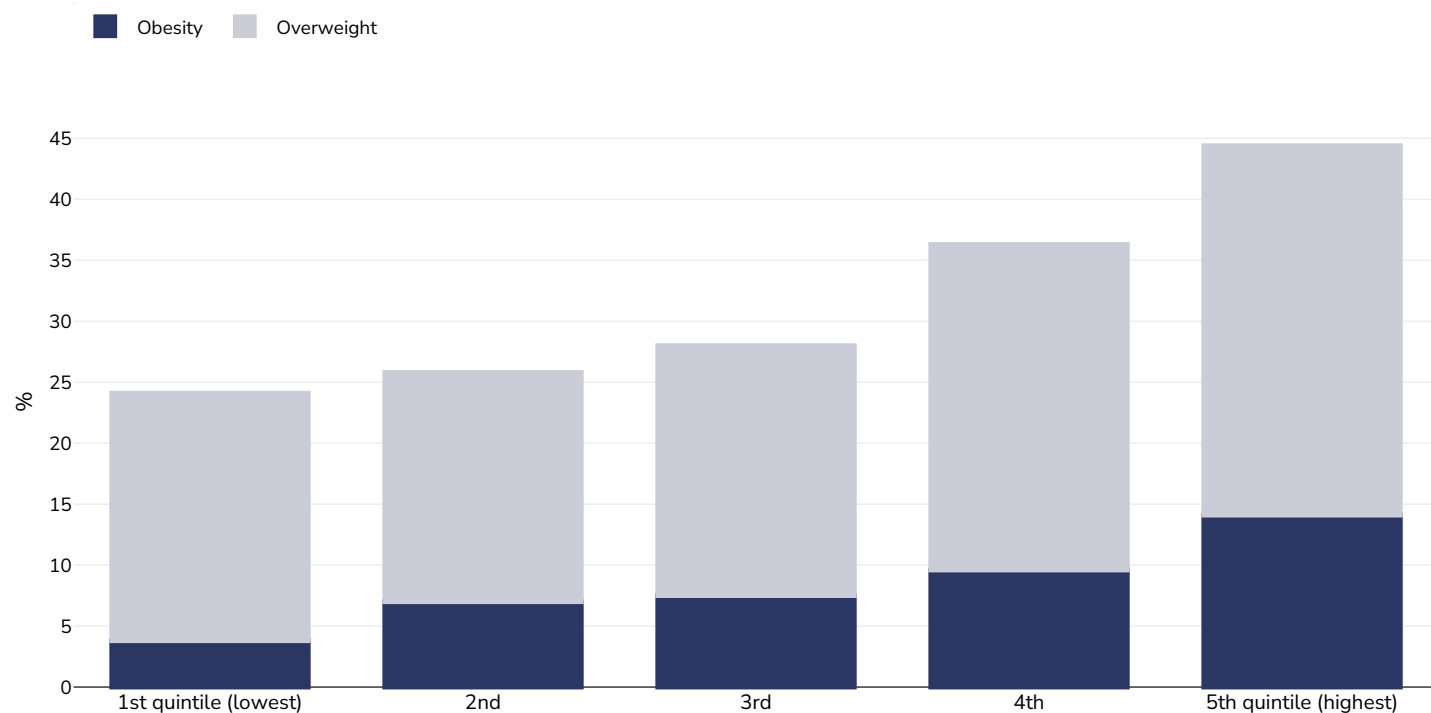
## Infants, 2019-2020



Survey type:	Self-reported
Sample size:	2626
Area covered:	National
References:	Government of Guyana and UNICEF. 2021. Guyana Multiple Indicator Cluster Survey 2019-2020, Survey Findings Report. Georgetown, Guyana: UNICEF. Available at <a href="https://mics-surveys-prod.s3.amazonaws.com/MICS6/Latin%20America%20and%20Caribbean/Guyana/2019-2020/Survey%20findings/Guyana%202019-20%20MICS%20Survey%20Findings%20Report_English.pdf">https://mics-surveys-prod.s3.amazonaws.com/MICS6/Latin%20America%20and%20Caribbean/Guyana/2019-2020/Survey%20findings/Guyana%202019-20%20MICS%20Survey%20Findings%20Report_English.pdf</a> (last accessed 11.05.21)
Notes:	Infants
Definitions:	Weight for Height + 2SD-3SD +> 3SD
Cutoffs:	Other

## Overweight/obesity by socio-economic group

### Men, 2009



Survey type: Measured

Age: 15-49

Sample size: Male: 3250 and Female: 4502

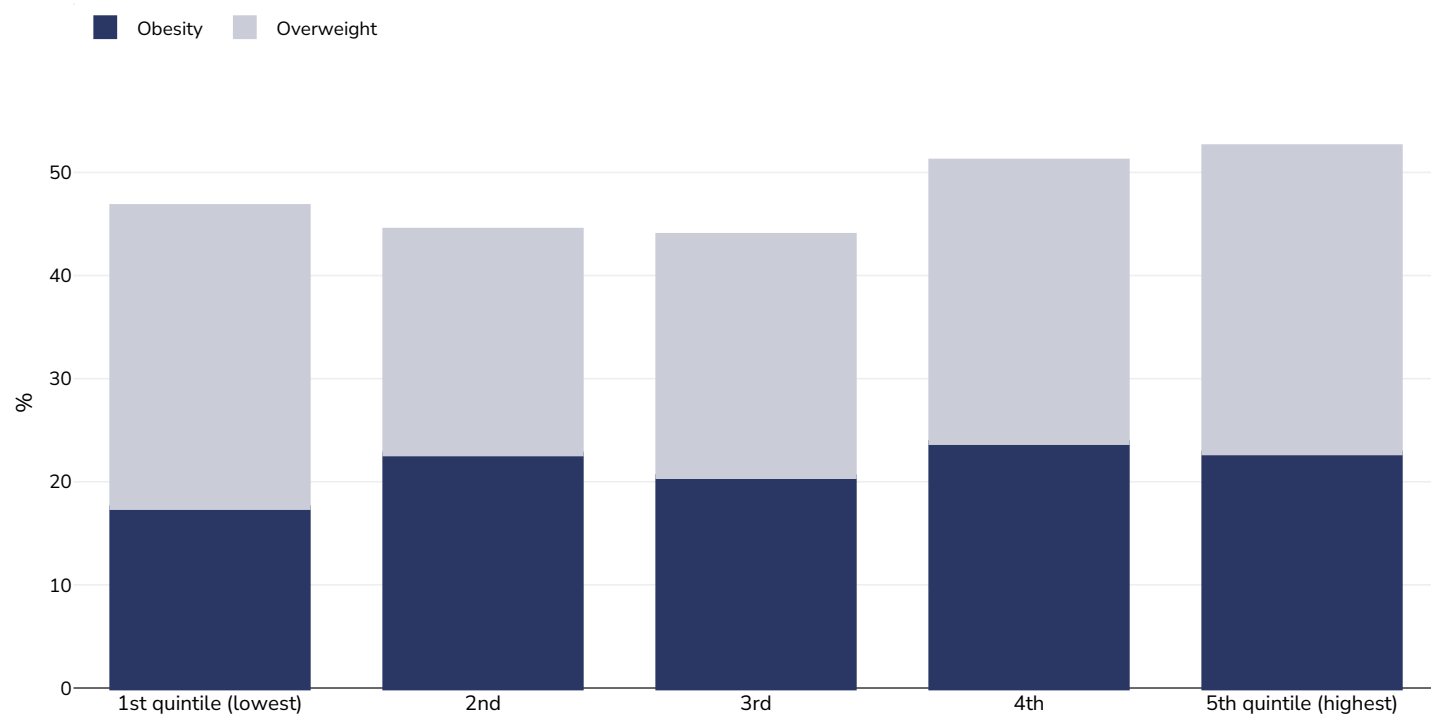
Area covered: National

References: Ministry of Health (MOH), Bureau of Statistics (BOS), and ICF Macro. 2010. Guyana Demographic and Health Survey 2009. Georgetown, Guyana: MOH, BOS, and ICF Macro.

Notes: Prevalence of overweight and obesity by wealth quintile

*Unless otherwise noted, overweight refers to a BMI between 25kg and 29.9kg/m<sup>2</sup>, obesity refers to a BMI greater than 30kg/m<sup>2</sup>.*

## Women, 2009



Survey type: Measured

Age: 15-49

Sample size: Male: 3250 and Female: 4502

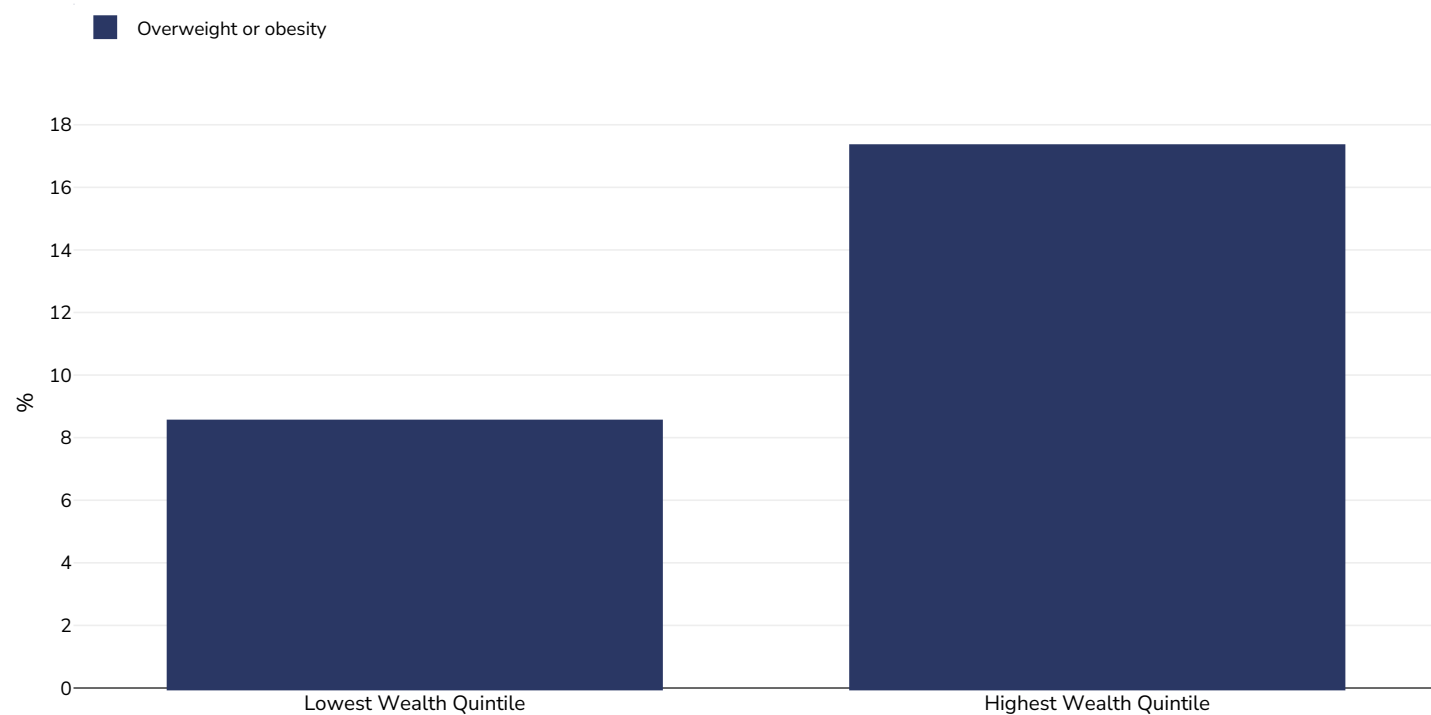
Area covered: National

References: Ministry of Health (MOH), Bureau of Statistics (BOS), and ICF Macro. 2010. Guyana Demographic and Health Survey 2009. Georgetown, Guyana: MOH, BOS, and ICF Macro.

Notes: Prevalence of overweight and obesity by wealth quintile

*Unless otherwise noted, overweight refers to a BMI between 25kg and 29.9kg/m<sup>2</sup>, obesity refers to a BMI greater than 30kg/m<sup>2</sup>.*

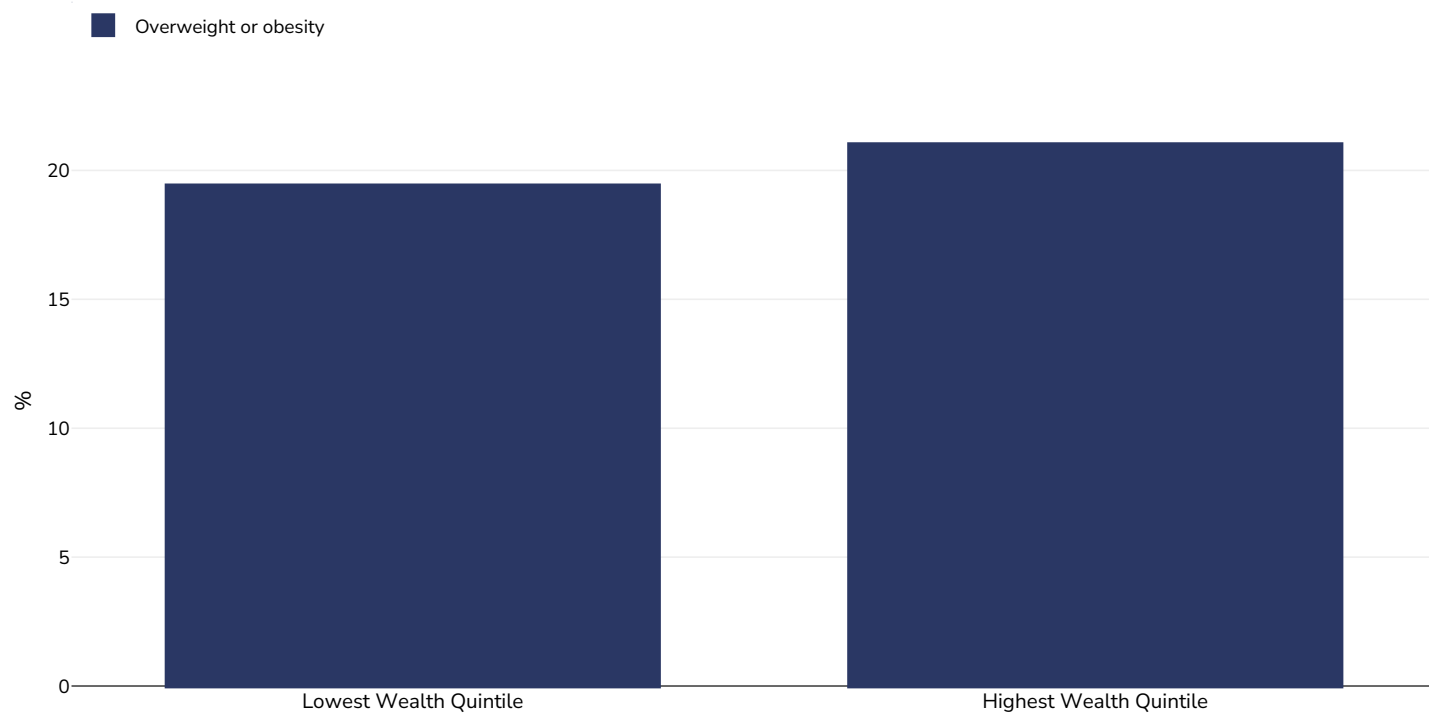
## Boys, 2009



Survey type:	Measured
Age:	15-19
Sample size:	1794
Area covered:	National
References:	Benedict, Rukundo K., Allison Schmale, and Sorrel Namaste. 2018. Adolescent Nutrition 2000-2017: DHS Data on Adolescents Age 15-19. DHS Comparative Report No. 47. Rockville, Maryland, USA: ICF. Ministry of Health (MOH), Bureau of Statistics (BOS), and ICF Macro. 2010. Guyana Demographic and Health Survey 2009. Georgetown, Guyana: MOH, BOS, and ICF Macro.
Notes:	1249 girls and 545 boys
Definitions:	BMI for age: between +1 SD and +2 SD is overweight and greater than +2 SD is obesity
Cutoffs:	WHO 2007




## Girls, 2009



Survey type:	Measured
Age:	15-19
Sample size:	1794
Area covered:	National
References:	Benedict, Rukundo K., Allison Schmale, and Sorrel Namaste. 2018. Adolescent Nutrition 2000-2017: DHS Data on Adolescents Age 15-19. DHS Comparative Report No. 47. Rockville, Maryland, USA: ICF. Ministry of Health (MOH), Bureau of Statistics (BOS), and ICF Macro. 2010. Guyana Demographic and Health Survey 2009. Georgetown, Guyana: MOH, BOS, and ICF Macro.
Notes:	1249 girls and 545 boys
Definitions:	BMI for age: between +1 SD and +2 SD is overweight and greater than +2 SD is obesity
Cutoffs:	WHO 2007

Infants, 2019-2020



Survey  
type:

Measured

Sample  
size:

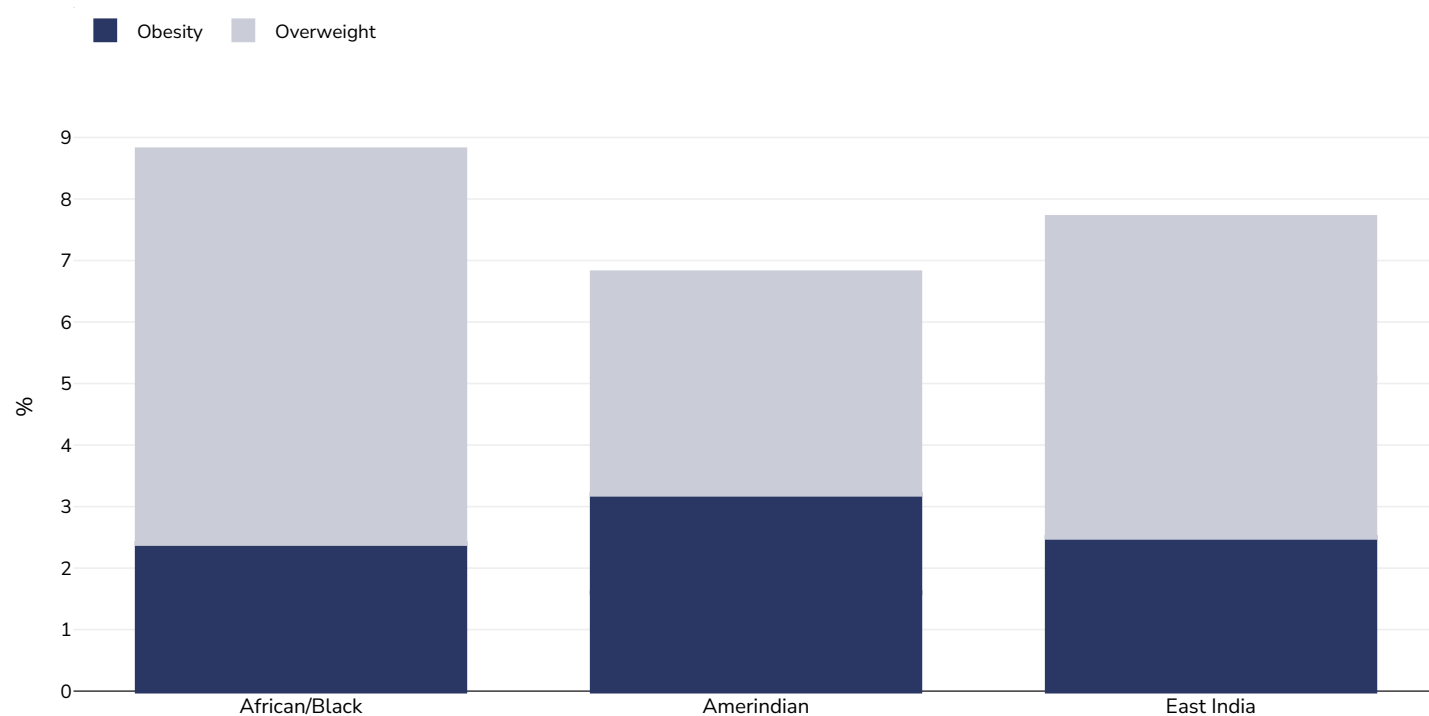
2626

Area covered:	National
References:	Government of Guyana and UNICEF. 2021. Guyana Multiple Indicator Cluster Survey 2019-2020, Survey Findings Report. Georgetown, Guyana: UNICEF. Available at <a href="https://mics-surveys-prod.s3.amazonaws.com/MICS6/Latin%20America%20and%20Caribbean/Guyana/2019-2020/Survey%20findings/Guyana%202019-20%20MICS%20Survey%20Findings%20Report_English.pdf">https://mics-surveys-prod.s3.amazonaws.com/MICS6/Latin%20America%20and%20Caribbean/Guyana/2019-2020/Survey%20findings/Guyana%202019-20%20MICS%20Survey%20Findings%20Report_English.pdf</a> (last accessed 11.05.21)
Notes:	Infants
Definitions:	Weight for Height + 2SD-3SD +> 3SD
Cutoffs:	Other

## Overweight/obesity by ethnicity

Ethnic groups are as defined by publication of origin and are not as defined by WOF. In some instances ethnicity is conflated with nationality and/or race.

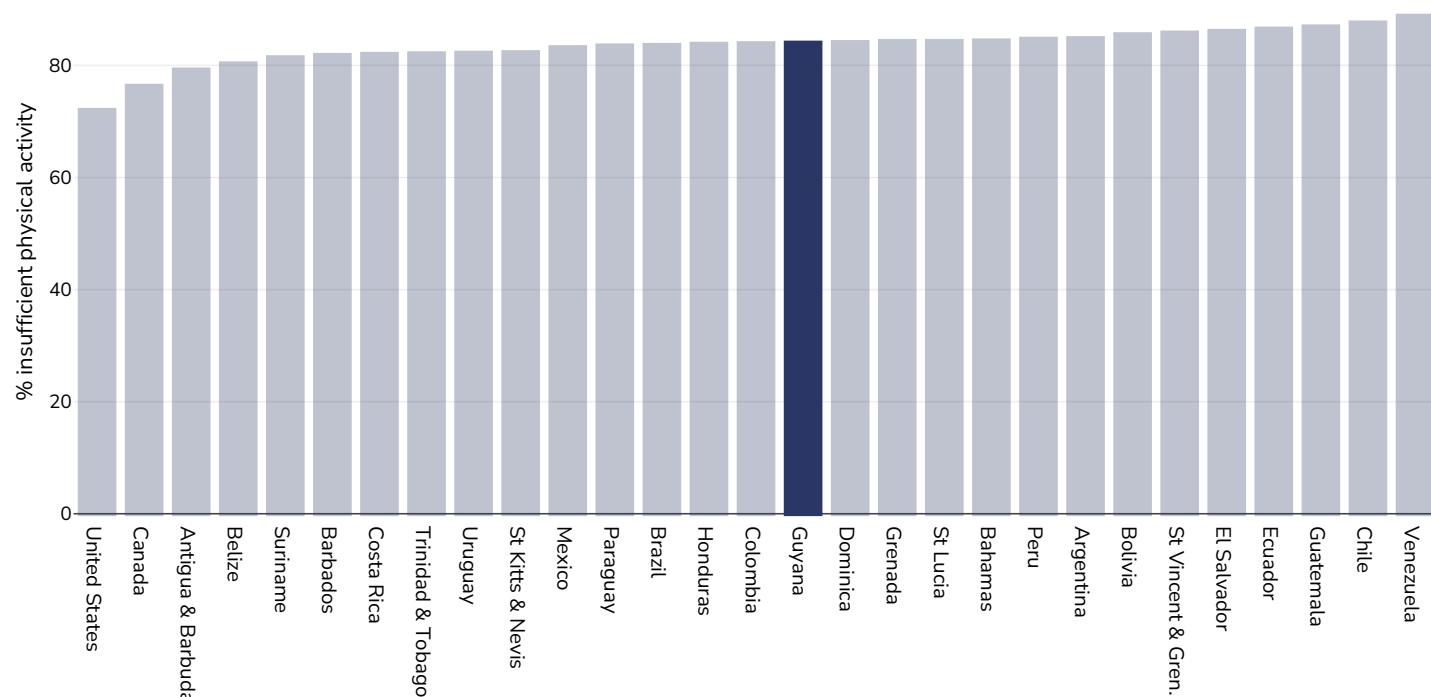
### Infants, 2019-2020



Survey type:	Measured
Sample size:	2626
Area covered:	National
References:	Government of Guyana and UNICEF. 2021. Guyana Multiple Indicator Cluster Survey 2019-2020, Survey Findings Report. Georgetown, Guyana: UNICEF. Available at <a href="https://mics-surveys-prod.s3.amazonaws.com/MICS6/Latin%20America%20and%20Caribbean/Guyana/2019-2020/Survey%20findings/Guyana%202019-20%20MICS%20Survey%20Findings%20Report_English.pdf">https://mics-surveys-prod.s3.amazonaws.com/MICS6/Latin%20America%20and%20Caribbean/Guyana/2019-2020/Survey%20findings/Guyana%202019-20%20MICS%20Survey%20Findings%20Report_English.pdf</a> (last accessed 11.05.21)
Notes:	Infants
Definitions:	Weight for Height + 2SD-3SD +> 3SD
Cutoffs:	Other

## Insufficient physical activity

### Children, 2016



Survey type: Self-reported

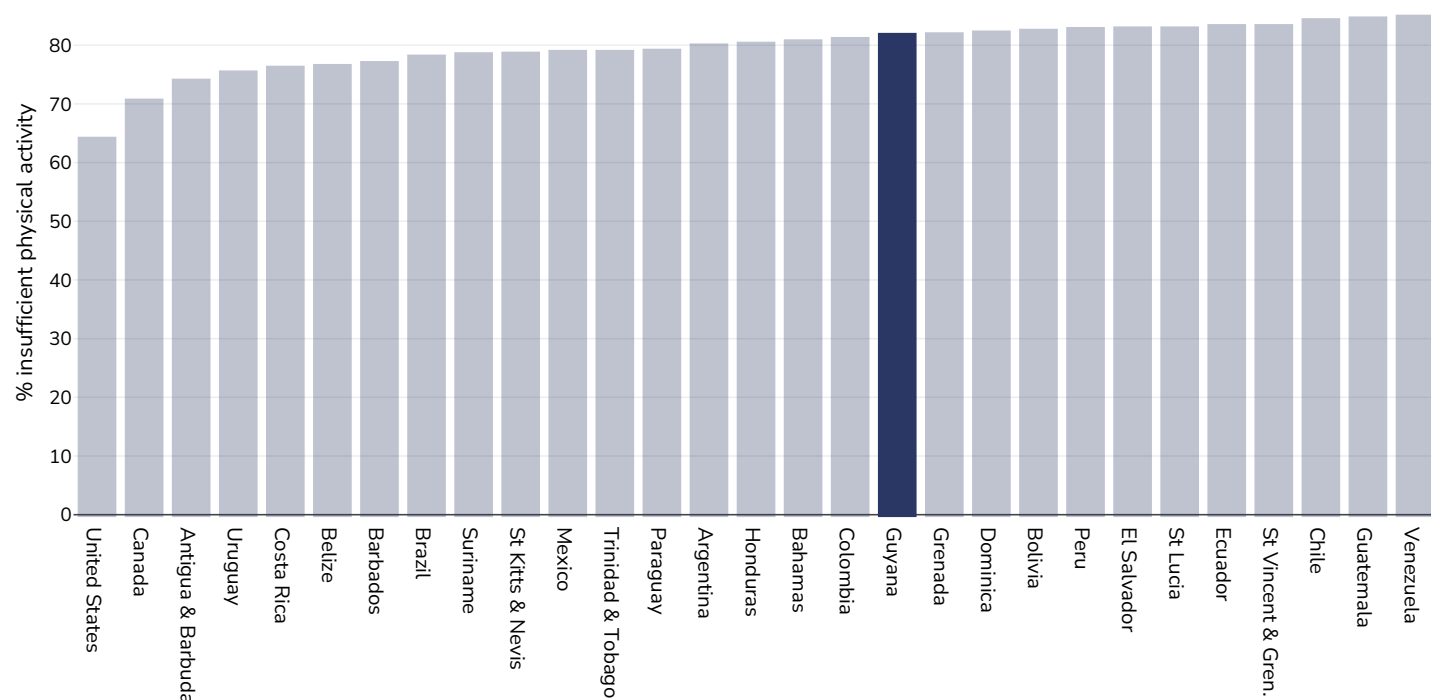
Age: 11-17

References: Global Health Observatory data repository, World Health Organisation, <https://apps.who.int/gho/data/node.main.A893ADO?lang=en> (last accessed 16.03.21)

Notes: % of school going adolescents not meeting WHO recommendations on Physical Activity for Health, i.e. doing less than 60 minutes of moderate- to vigorous-intensity physical activity daily.

Definitions: % Adolescents insufficiently active (age standardised estimate)

## Boys, 2016



Survey type:

Self-reported

Age:

11-17

References:

Global Health Observatory data repository, World Health Organisation, <https://apps.who.int/gho/data/node.main.A893ADO?lang=en> (last accessed 16.03.21)

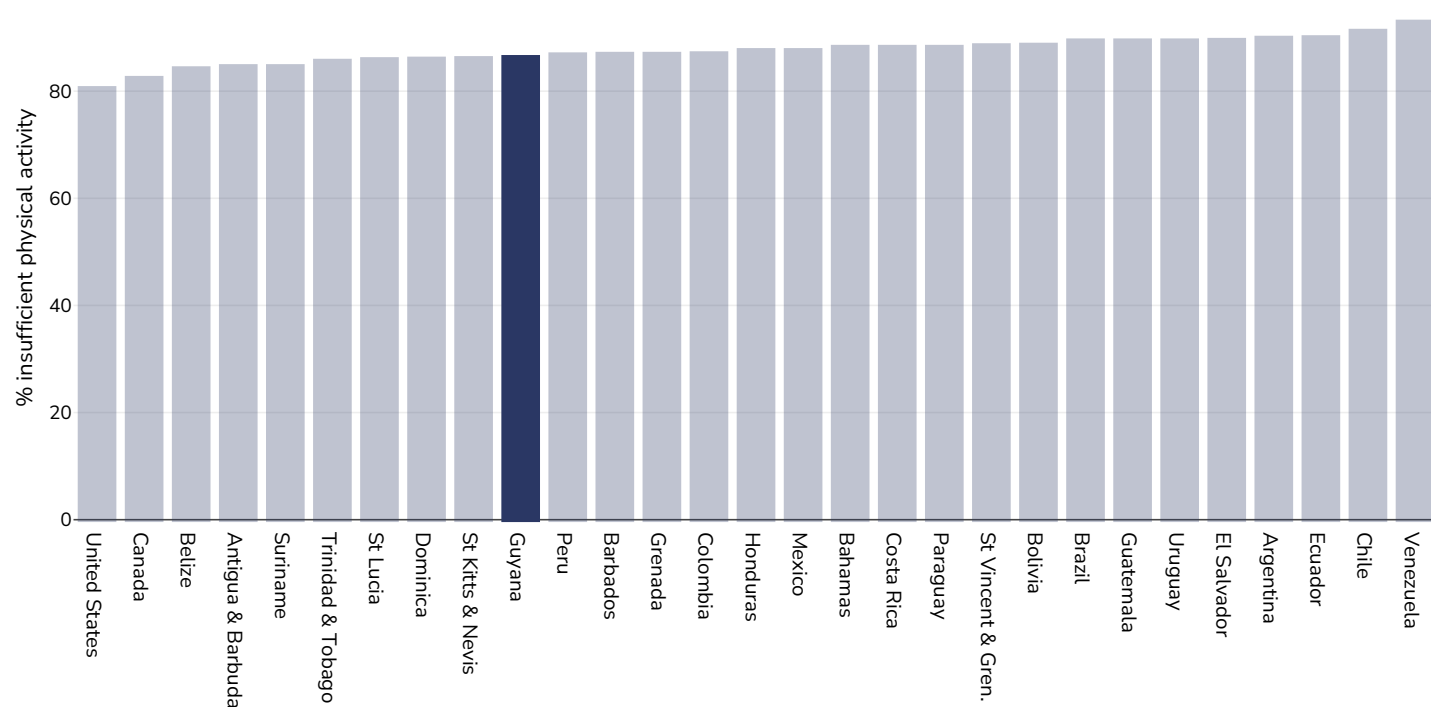
Notes:

% of school going adolescents not meeting WHO recommendations on Physical Activity for Health, i.e. doing less than 60 minutes of moderate- to vigorous-intensity physical activity daily.

Definitions:

% Adolescents insufficiently active (age standardised estimate)

## Girls, 2016



Survey type:

Self-reported

Age:

11-17

References:

Global Health Observatory data repository, World Health Organisation, <https://apps.who.int/gho/data/node.main.A893ADO?lang=en> (last accessed 16.03.21)

Notes:

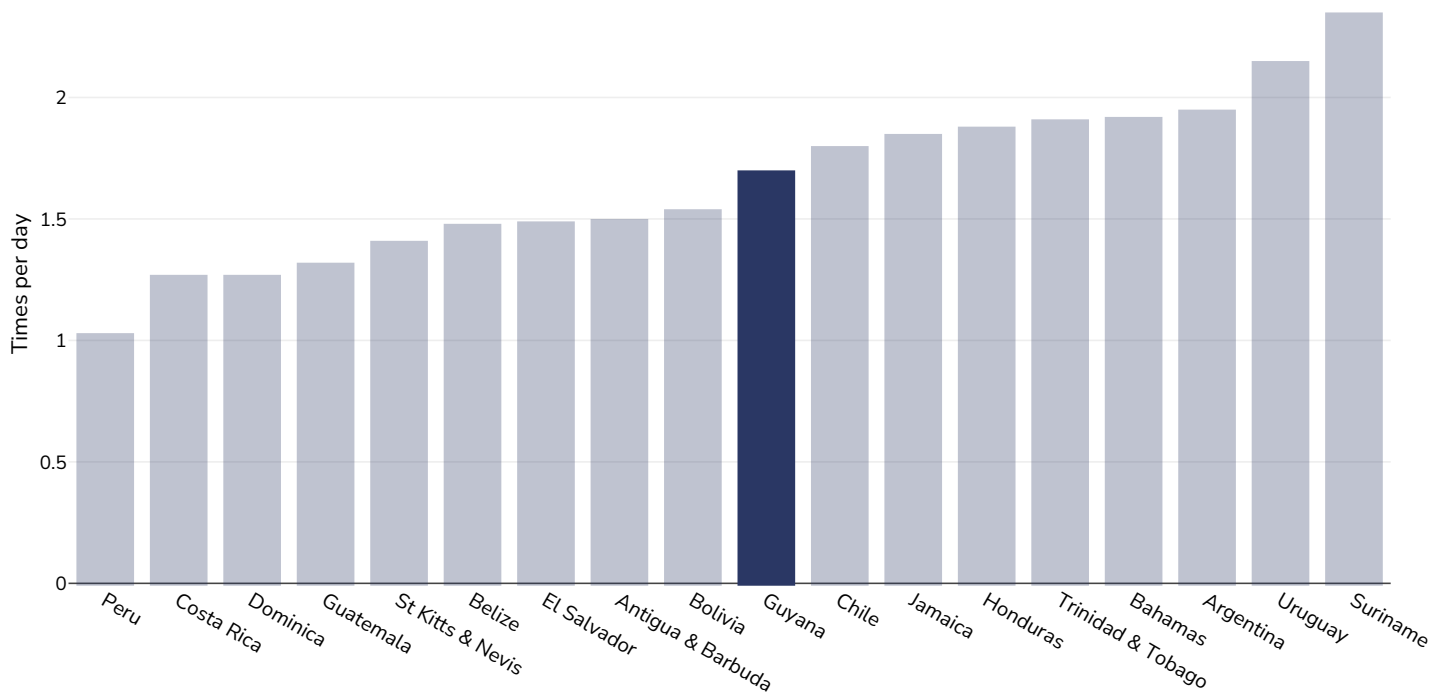
% of school going adolescents not meeting WHO recommendations on Physical Activity for Health, i.e. doing less than 60 minutes of moderate- to vigorous-intensity physical activity daily.

Definitions:

% Adolescents insufficiently active (age standardised estimate)

## Average daily frequency of carbonated soft drink consumption

Children, 2009-2015



Survey type: Measured

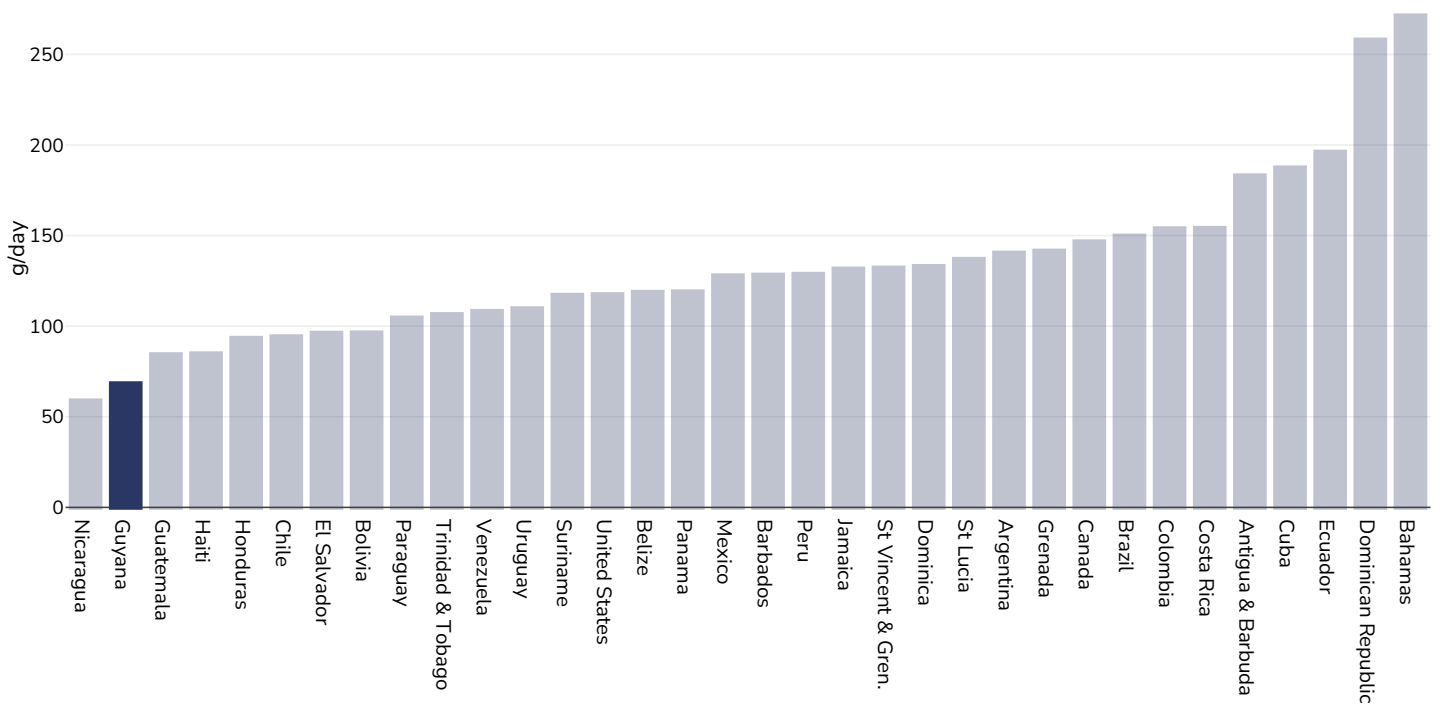
Age: 12-17

References: Beal et al. (2019). Global Patterns of Adolescent Fruit, Vegetable, Carbonated Soft Drink, and Fast-food consumption: A meta-analysis of global school-based student health surveys. Food and Nutrition Bulletin. <https://doi.org/10.1177/0379572119848287> sourced from Food Systems Dashboard <http://www.foodsystemsdashboard.org/food-system>



## Estimated per capita fruit intake

### Adults, 2017



Survey type:

Measured

Age:

25+

References:

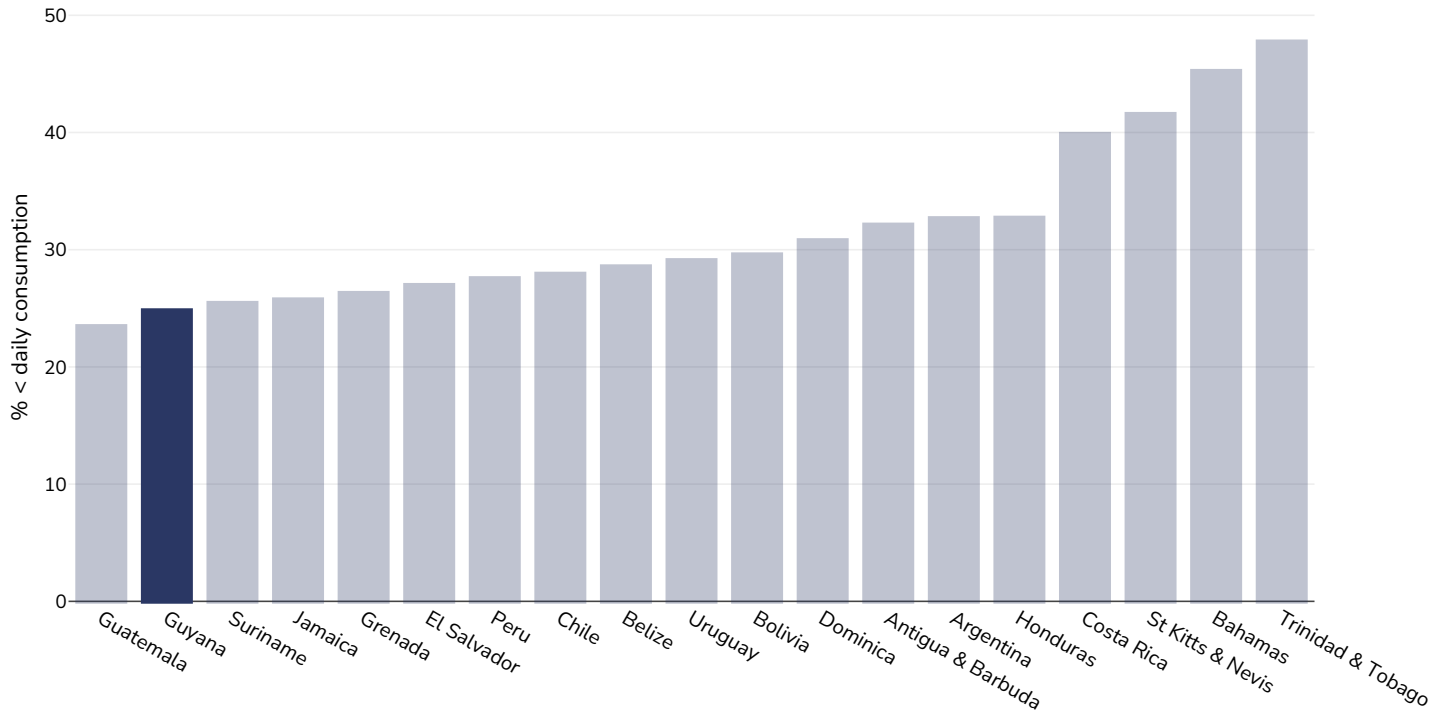
Global Burden of Disease, the Institute for Health Metrics and Evaluation <http://ghdx.healthdata.org/>

Definitions:

Estimated per-capita fruit intake (g/day)

## Prevalence of less than daily fruit consumption

### Children, 2009-2015



Survey type: Measured

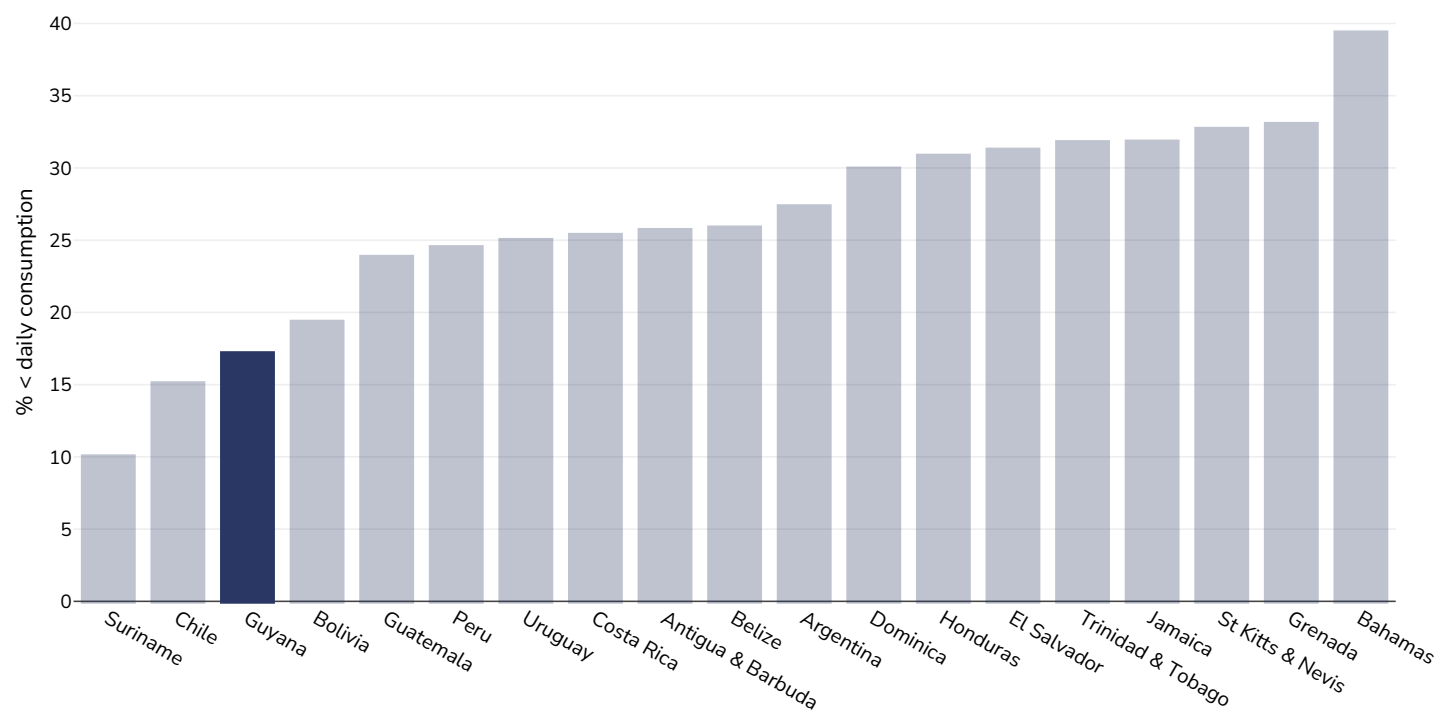
Age: 12-17

References: Global School-based Student Health Surveys. Beal et al (2019). Global Patterns of Adolescent Fruit, Vegetable, Carbonated Soft Drink, and Fast-food consumption: A meta-analysis of global school-based student health surveys. Food and Nutrition Bulletin. <https://doi.org/10.1177/0379572119848287>. Sourced from Food Systems Dashboard <http://www.foodsystemsdashboard.org/food-system>

Definitions: Prevalence of less-than-daily fruit consumption (% less-than-daily fruit consumption)

## Prevalence of less than daily vegetable consumption

### Children, 2009-2015



Survey type: Measured

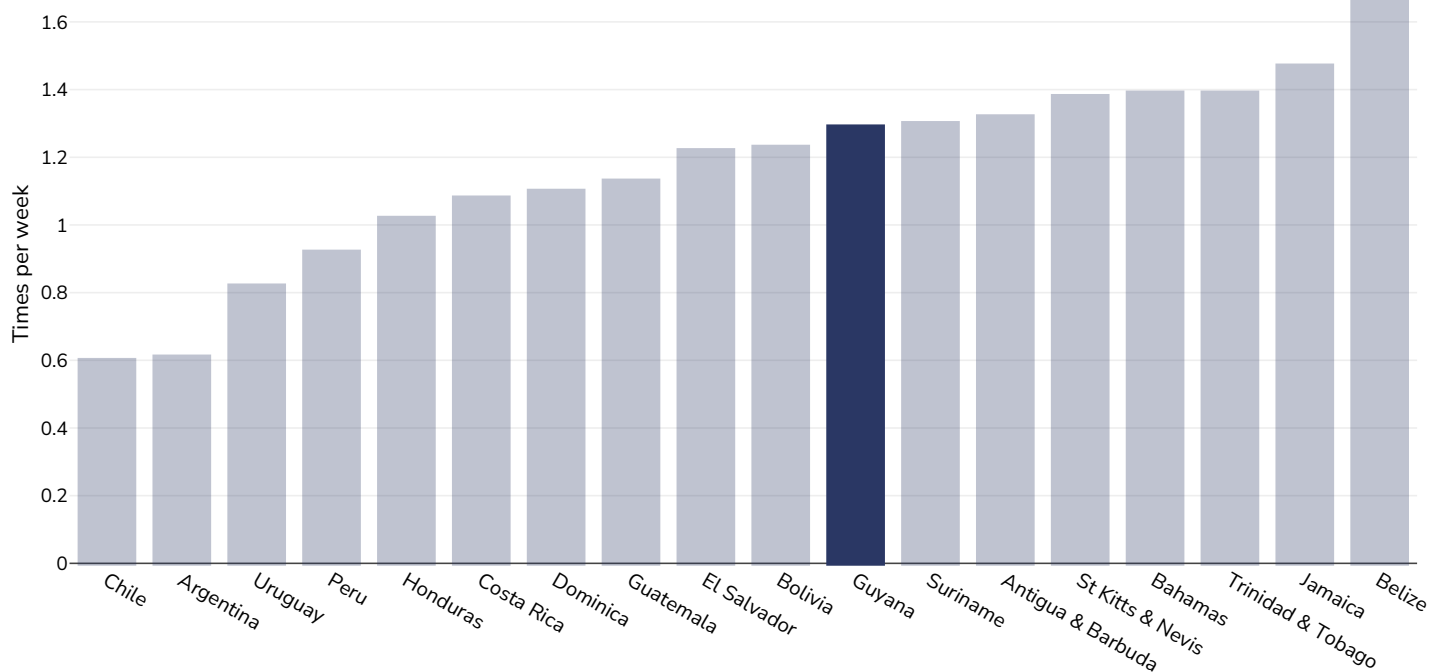
Age: 12-17

References: Beal et al. (2019). Global Patterns of Adolescent Fruit, Vegetable, Carbonated Soft Drink, and Fast-food consumption: A meta-analysis of global school-based student health surveys. Food and Nutrition Bulletin. <https://doi.org/10.1177/0379572119848287> sourced from Food Systems Dashboard <http://www.foodsystemsdashboard.org/food-system>

Definitions: Prevalence of less-than-daily vegetable consumption (% less-than-daily vegetable consumption)

## Average weekly frequency of fast food consumption

### Children, 2009-2015

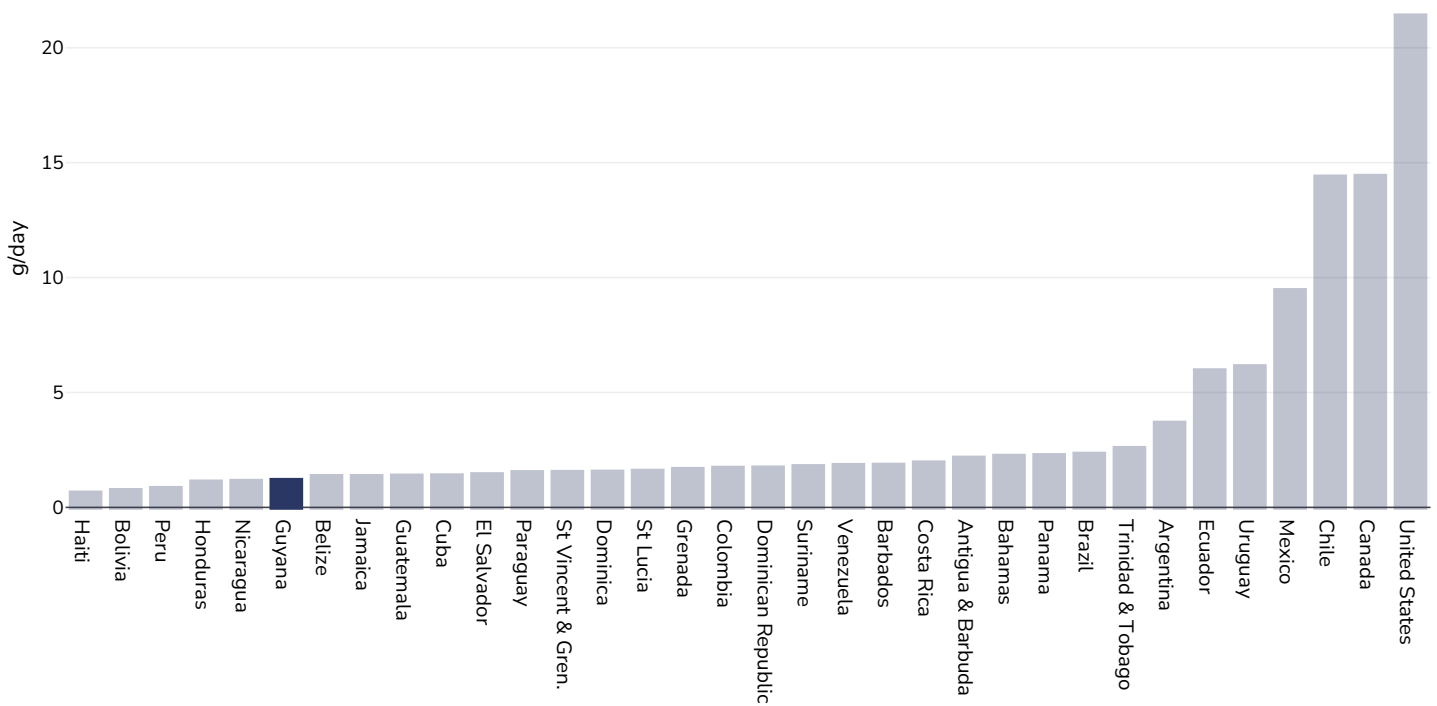


Age: 12-17

References: Beal et al. (2019). Global Patterns of Adolescent Fruit, Vegetable, Carbonated Soft Drink, and Fast-food consumption: A meta-analysis of global school-based student health surveys. Food and Nutrition Bulletin. <https://doi.org/10.1177/0379572119848287> sourced from Food Systems Dashboard <http://www.foodsystemsdashboard.org/food-system>

## Estimated per-capita processed meat intake

Adults, 2017



Survey type:

Measured

Age:

25+

References:

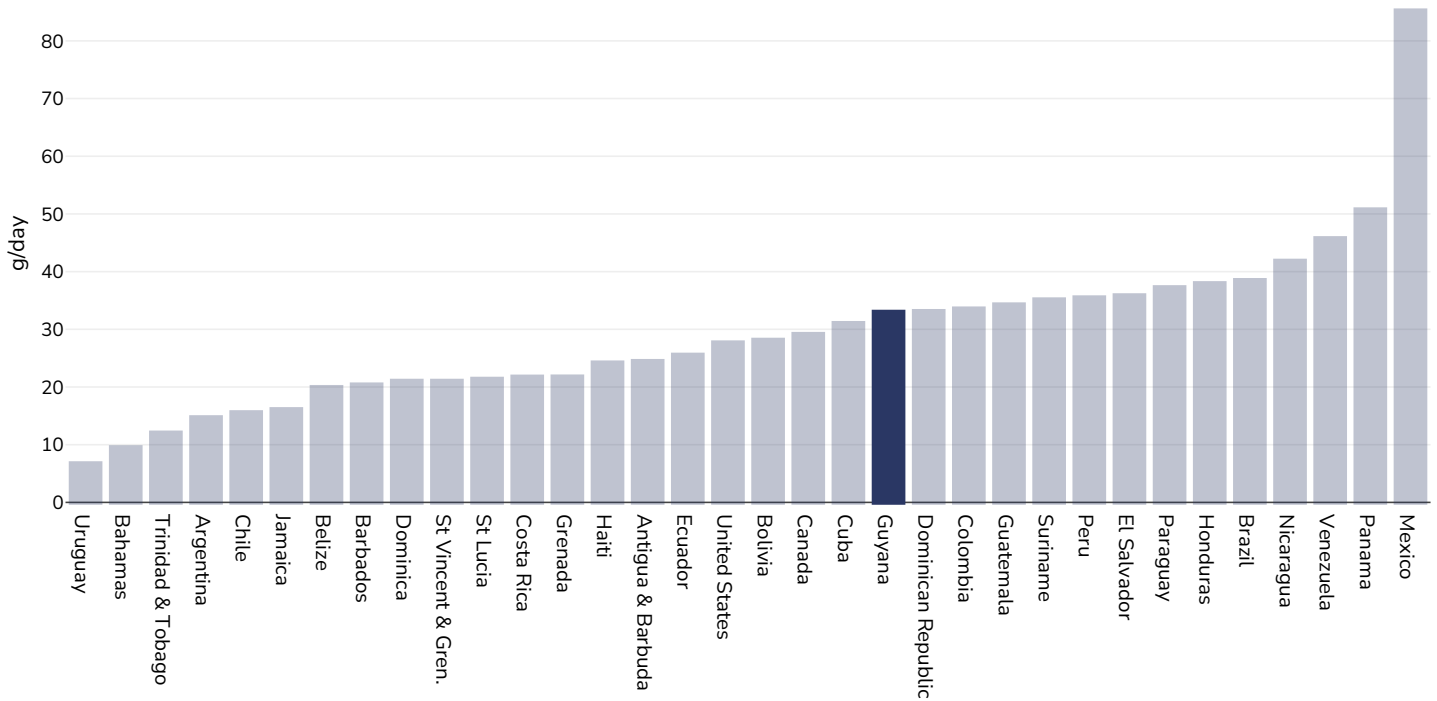
Global Burden of Disease, the Institute for Health Metrics and Evaluation <http://ghdx.healthdata.org/>

Definitions:

Estimated per-capita processed meat intake (g per day)

## Estimated per capita whole grains intake

### Adults, 2017



Survey type:

Measured

Age:

25+

References:

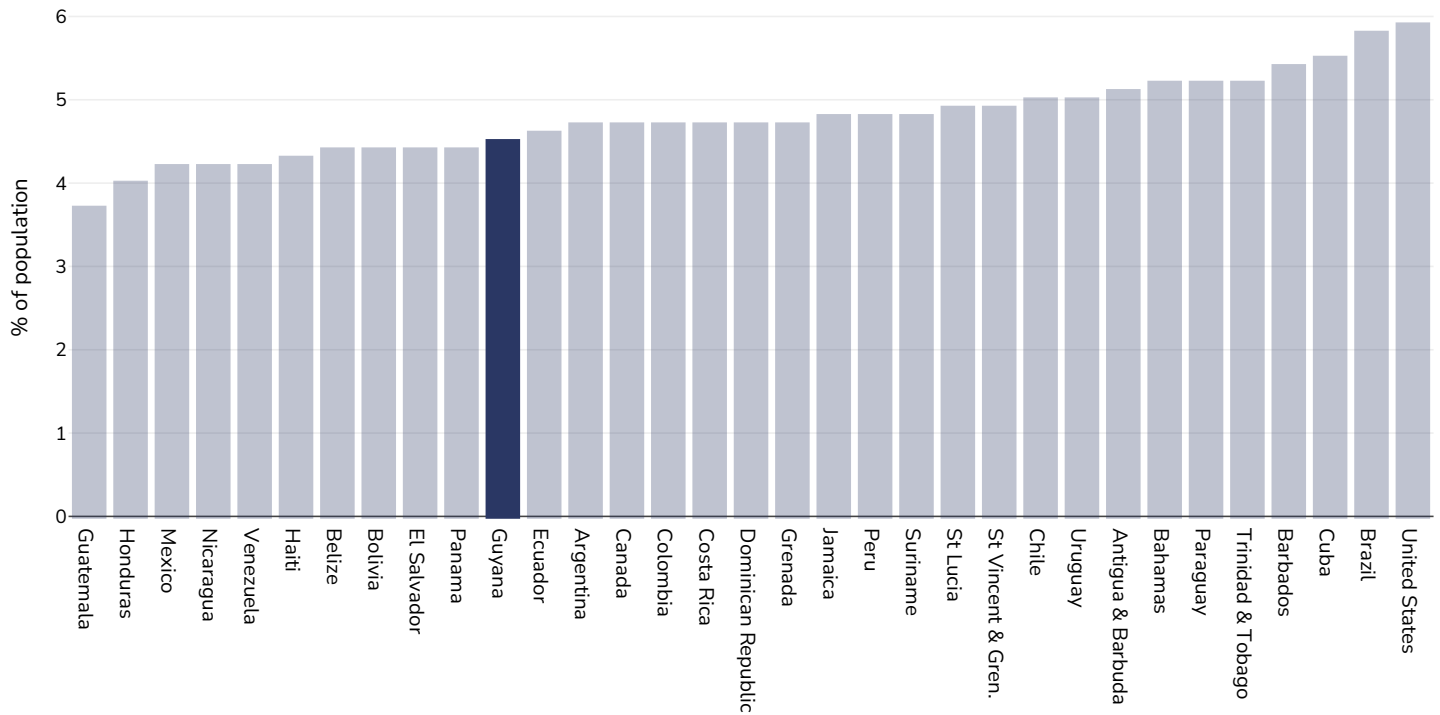
Global Burden of Disease, the Institute for Health Metrics and Evaluation <http://ghdx.healthdata.org/>

Definitions:

Estimated per-capita whole grains intake (g/day)

## Mental health - depression disorders

### Adults, 2015

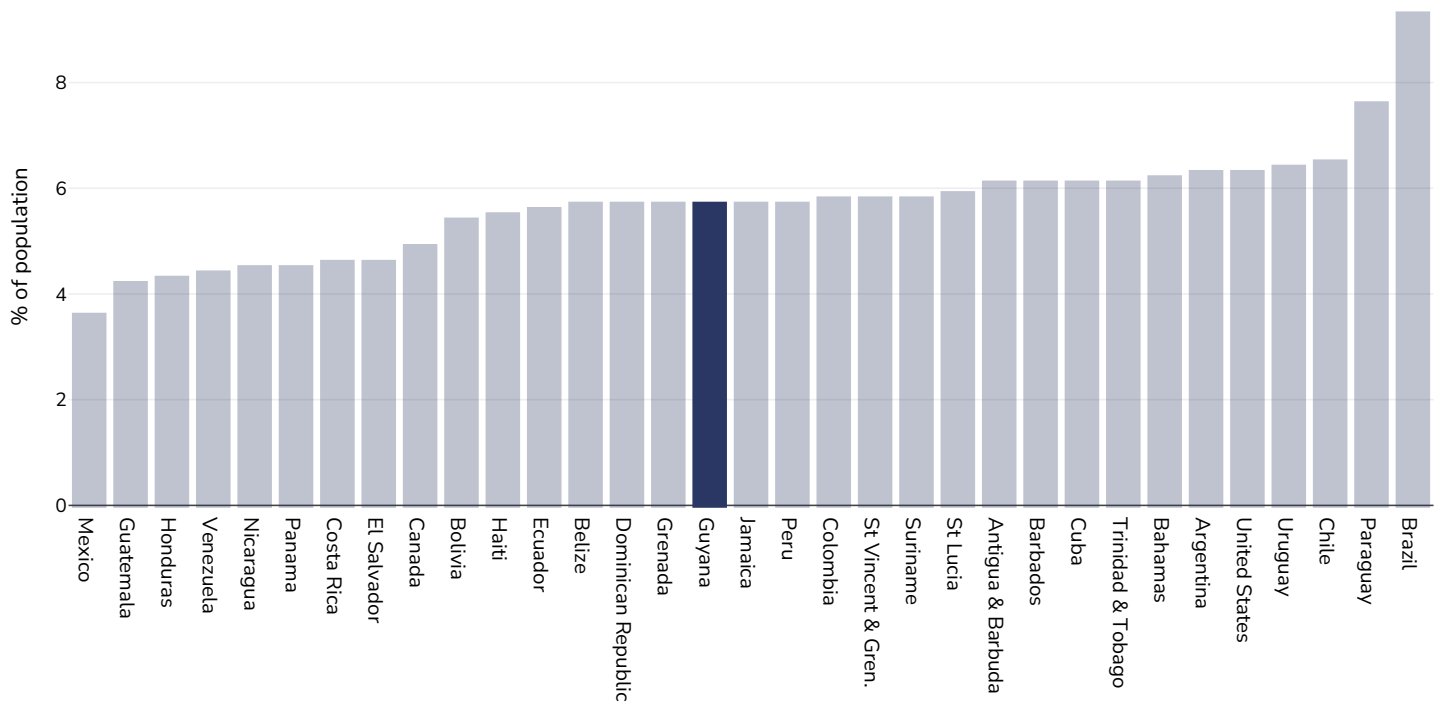


References: Prevalence data from Global Burden of Disease study 2015 (<http://ghdx.healthdata.org>) published in: Depression and Other Common Mental Disorders: Global Health Estimates. Geneva:World Health Organization; 2017. Licence: CC BY-NC-SA 3.0 IGO.

Definitions: % of population with depression disorders

## Mental health - anxiety disorders

Adults, 2015



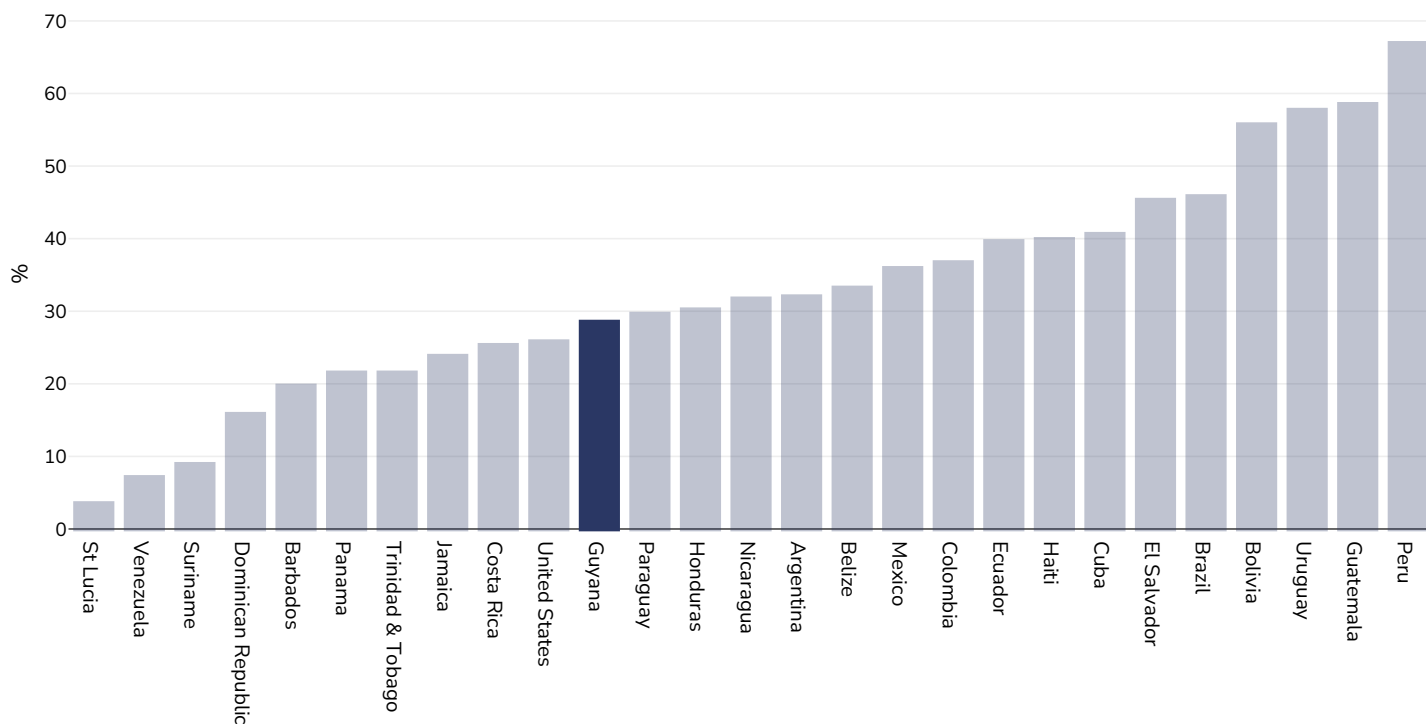
References: Prevalence data from Global Burden of Disease study 2015 (<http://ghdx.healthdata.org>) published in: Depression and Other Common Mental Disorders: Global Health Estimates. Geneva:World Health Organization; 2017. Licence: CC BY-NC-SA 3.0 IGO.

Definitions: % of population with anxiety disorders



## % Infants exclusively breastfed 0-5 months

### Infants, 1998-2022




References: Guyana Multiple Indicator Cluster Survey 2019-2020, Survey Findings Report. Georgetown, Guyana: UNICEF

Notes: Full details are available. Original citation United Nations Children’s Fund, Division of Data, Analysis, Planning and Monitoring (2023). Global UNICEF Global Databases: Infant and Young Child Feeding: Exclusive breastfeeding, New York, October 2023.

## Oesophageal cancer

Men, 2022




Age: 20+

Area covered: National

References: Ferlay J, Ervik M, Lam F, Laversanne M, Colombet M, Mery L, Piñeros M, Znaor A, Soerjomataram I, Bray F (2024). Global Cancer Observatory: Cancer Today. Lyon, France: International Agency for Research on Cancer. Available from: <https://gco.iarc.who.int/today>, accessed [16.07.24]

Definitions: Incidence per 100,000

## Women, 2022



Age: 20+

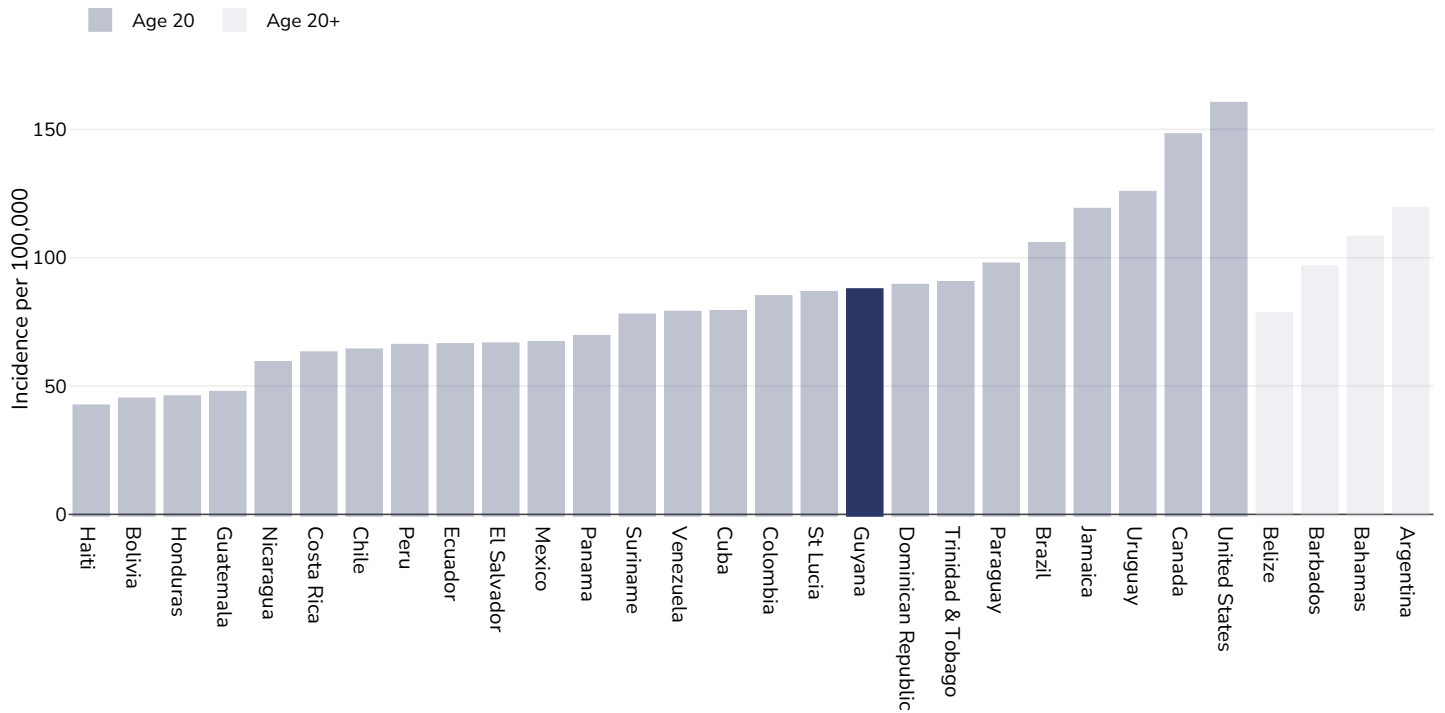
Area covered: National

References: Ferlay J, Ervik M, Lam F, Laversanne M, Colombet M, Mery L, Piñeros M, Znaor A, Soerjomataram I, Bray F (2024). Global Cancer Observatory: Cancer Today. Lyon, France: International Agency for Research on Cancer. Available from: <https://gco.iarc.who.int/today>, accessed [16.07.24]

Definitions: Incidence per 100,000

## Breast cancer

### Women, 2022



Area covered: National

References: Ferlay J, Ervik M, Lam F, Laversanne M, Colombet M, Mery L, Piñeros M, Znaor A, Soerjomataram I, Bray F (2024). Global Cancer Observatory: Cancer Today. Lyon, France: International Agency for Research on Cancer. Available from: <https://gco.iarc.who.int/today>, accessed [16.07.24]

Definitions: Incidence per 100,000

## Colorectal cancer

Men, 2022



---

Age: 20+

---

Area covered: National

---

References: Ferlay J, Ervik M, Lam F, Laversanne M, Colombet M, Mery L, Piñeros M, Znaor A, Soerjomataram I, Bray F (2024). Global Cancer Observatory: Cancer Today. Lyon, France: International Agency for Research on Cancer. Available from: <https://gco.iarc.who.int/today>, accessed [16.07.24]

---

Definitions:

Incidence per 100,000

---

## Women, 2022



Age: 20+

Area covered: National

References: Ferlay J, Ervik M, Lam F, Laversanne M, Colombet M, Mery L, Piñeros M, Znaor A, Soerjomataram I, Bray F (2024). Global Cancer Observatory: Cancer Today. Lyon, France: International Agency for Research on Cancer. Available from: <https://gco.iarc.who.int/today>, accessed [16.07.24]




Definitions:

Incidence per 100,000

---

## Pancreatic cancer

Men, 2022



---

Age: 20+

---

Area covered: National

---

References: Ferlay J, Ervik M, Lam F, Laversanne M, Colombet M, Mery L, Piñeros M, Znaor A, Soerjomataram I, Bray F (2024). Global Cancer Observatory: Cancer Today. Lyon, France: International Agency for Research on Cancer. Available from: <https://gco.iarc.who.int/today>, accessed [16.07.24]

---

Definitions:

Incidence per 100,000

---

## Women, 2022



Age: 20+

Area covered: National

References: Ferlay J, Ervik M, Lam F, Laversanne M, Colombet M, Mery L, Piñeros M, Znaor A, Soerjomataram I, Bray F (2024). Global Cancer Observatory: Cancer Today. Lyon, France: International Agency for Research on Cancer. Available from: <https://gco.iarc.who.int/today>, accessed [16.07.24]


Definitions:

Incidence per 100,000

---

## Gallbladder cancer

Men, 2022



---

Age: 20+

---

Area covered: National

---

References: Ferlay J, Ervik M, Lam F, Laversanne M, Colombet M, Mery L, Piñeros M, Znaor A, Soerjomataram I, Bray F (2024). Global Cancer Observatory: Cancer Today. Lyon, France: International Agency for Research on Cancer. Available from: <https://gco.iarc.who.int/today>, accessed [16.07.24]

---




Definitions:

Indicence per 100,000

---

## Women, 2022



---

Age: 20+

---

Area covered: National

---

References: Ferlay J, Ervik M, Lam F, Laversanne M, Colombet M, Mery L, Piñeros M, Znaor A, Soerjomataram I, Bray F (2024). Global Cancer Observatory: Cancer Today. Lyon, France: International Agency for Research on Cancer. Available from: <https://gco.iarc.who.int/today>, accessed [16.07.24]

---


Definitions:

Indicence per 100,000

---

## Kidney cancer

Men, 2022



---

Age: 20+

---

Area covered: National

---

References: Ferlay J, Ervik M, Lam F, Laversanne M, Colombet M, Mery L, Piñeros M, Znaor A, Soerjomataram I, Bray F (2024). Global Cancer Observatory: Cancer Today. Lyon, France: International Agency for Research on Cancer. Available from: <https://gco.iarc.who.int/today>, accessed [16.07.24]

---

Definitions:

Incidence per 100,000

---

## Women, 2022



---

Age: 20+

---

Area covered: National

---

References: Ferlay J, Ervik M, Lam F, Laversanne M, Colombet M, Mery L, Piñeros M, Znaor A, Soerjomataram I, Bray F (2024). Global Cancer Observatory: Cancer Today. Lyon, France: International Agency for Research on Cancer. Available from: <https://gco.iarc.who.int/today>, accessed [16.07.24]

---

Definitions:


Incidence per 100,000

---



## Cancer of the uterus

### Women, 2022



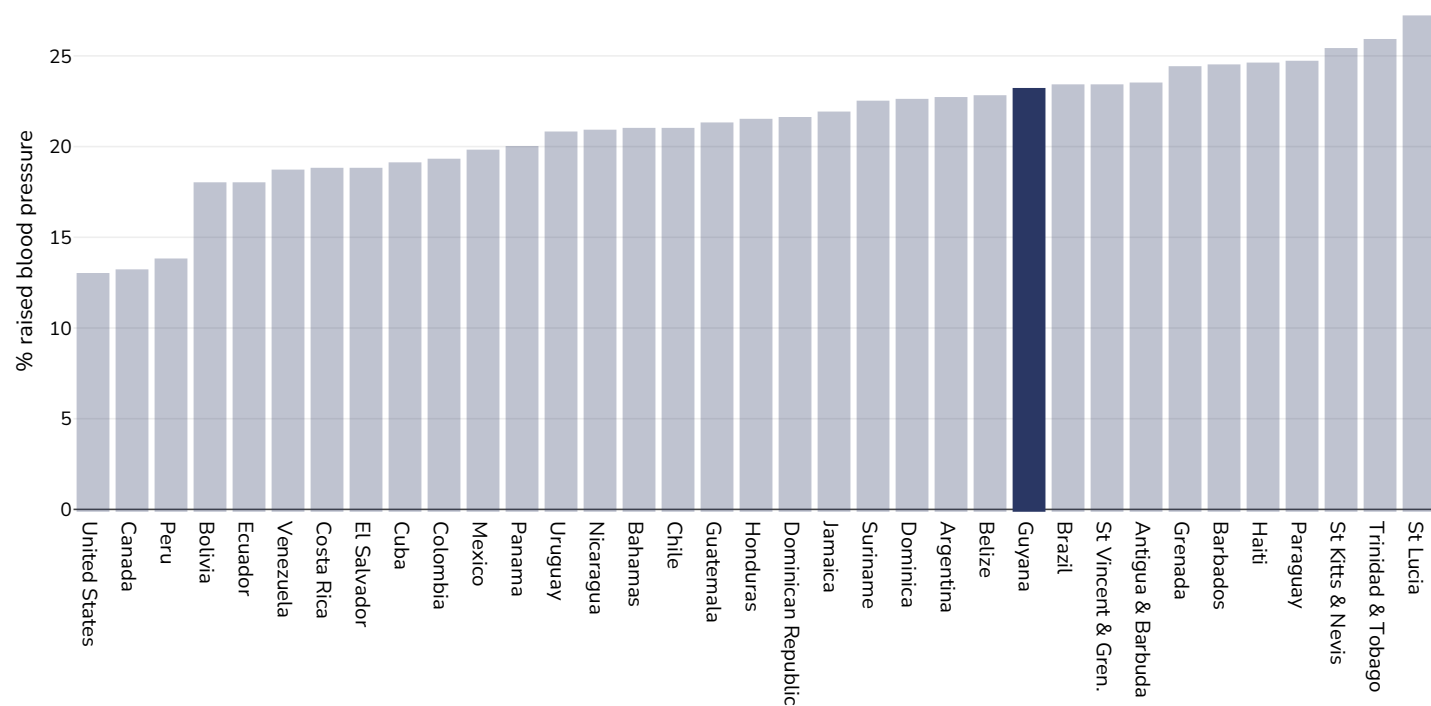
Age: 20+

References: Ferlay J, Ervik M, Lam F, Laversanne M, Colombet M, Mery L, Piñeros M, Znaor A, Soerjomataram I, Bray F (2024). Global Cancer Observatory: Cancer Today. Lyon, France: International Agency for Research on Cancer. Available from: <https://gco.iarc.who.int/today>, accessed [16.07.24]

Definitions: Incidence per 100,000

## Raised blood pressure

### Adults, 2015



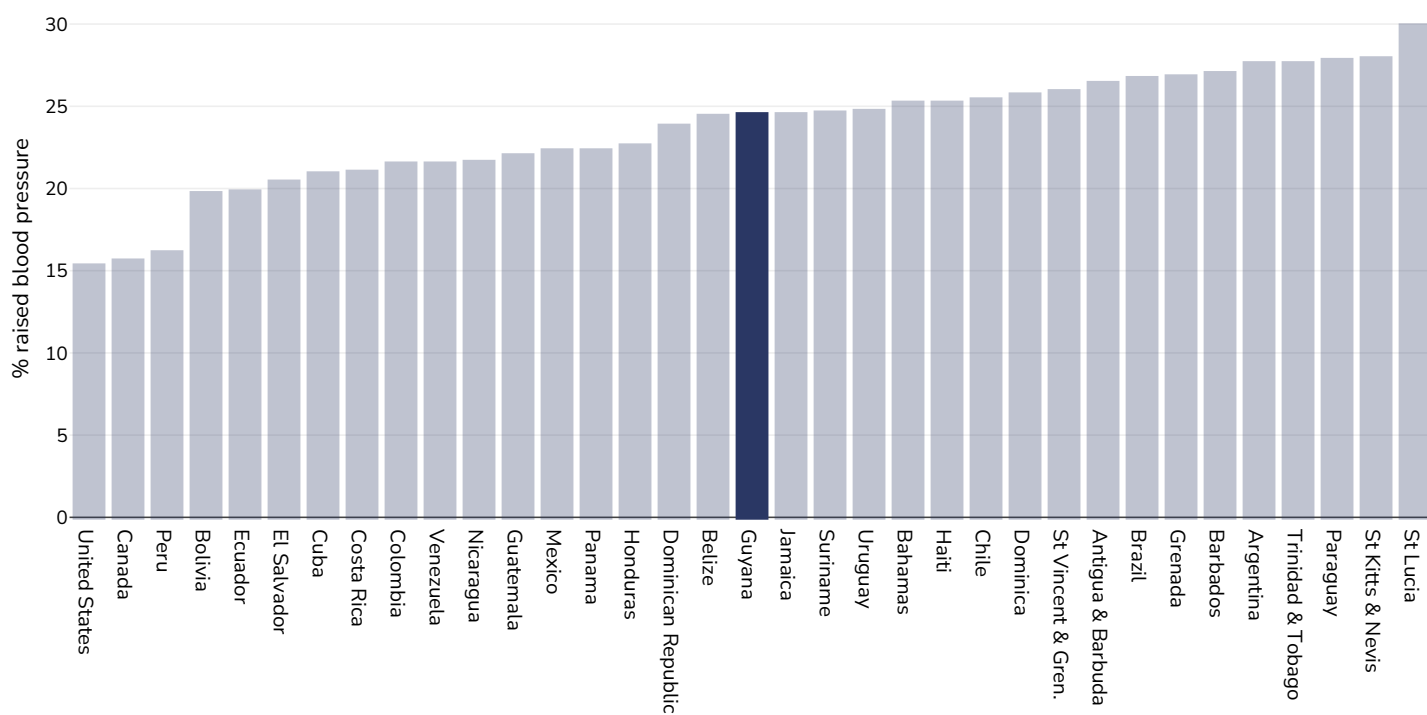
References:

Global Health Observatory data repository, World Health Organisation,  
<http://apps.who.int/gho/data/node.main.A875?lang=en>

Definitions:

Age Standardised estimated % Raised blood pressure 2015 (SBP $\geq$ 140 OR DBP $\geq$ 90).

## Men, 2015



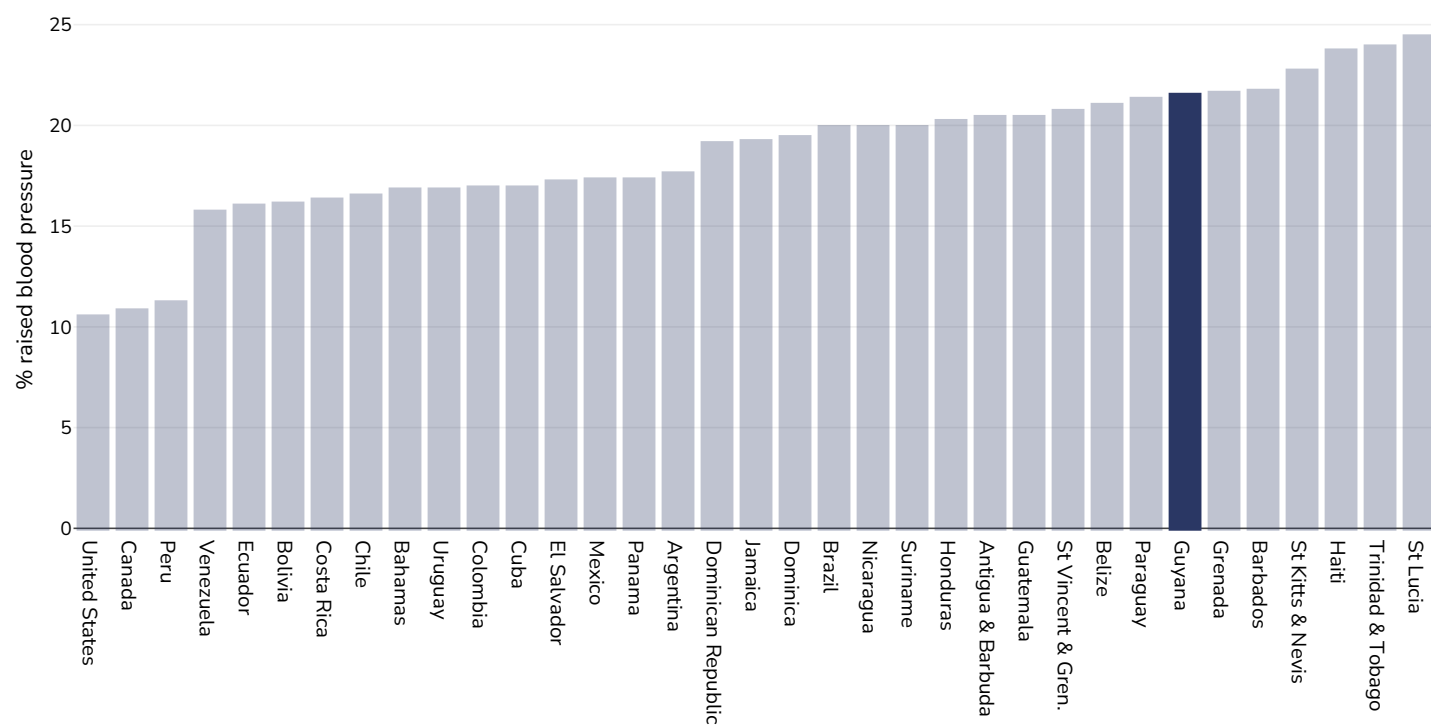
References:

Global Health Observatory data repository, World Health Organisation,  
<http://apps.who.int/gho/data/node.main.A875?lang=en>

Definitions:

Age Standardised estimated % Raised blood pressure 2015 (SBP>=140 OR DBP>=90).

## Women, 2015



References:

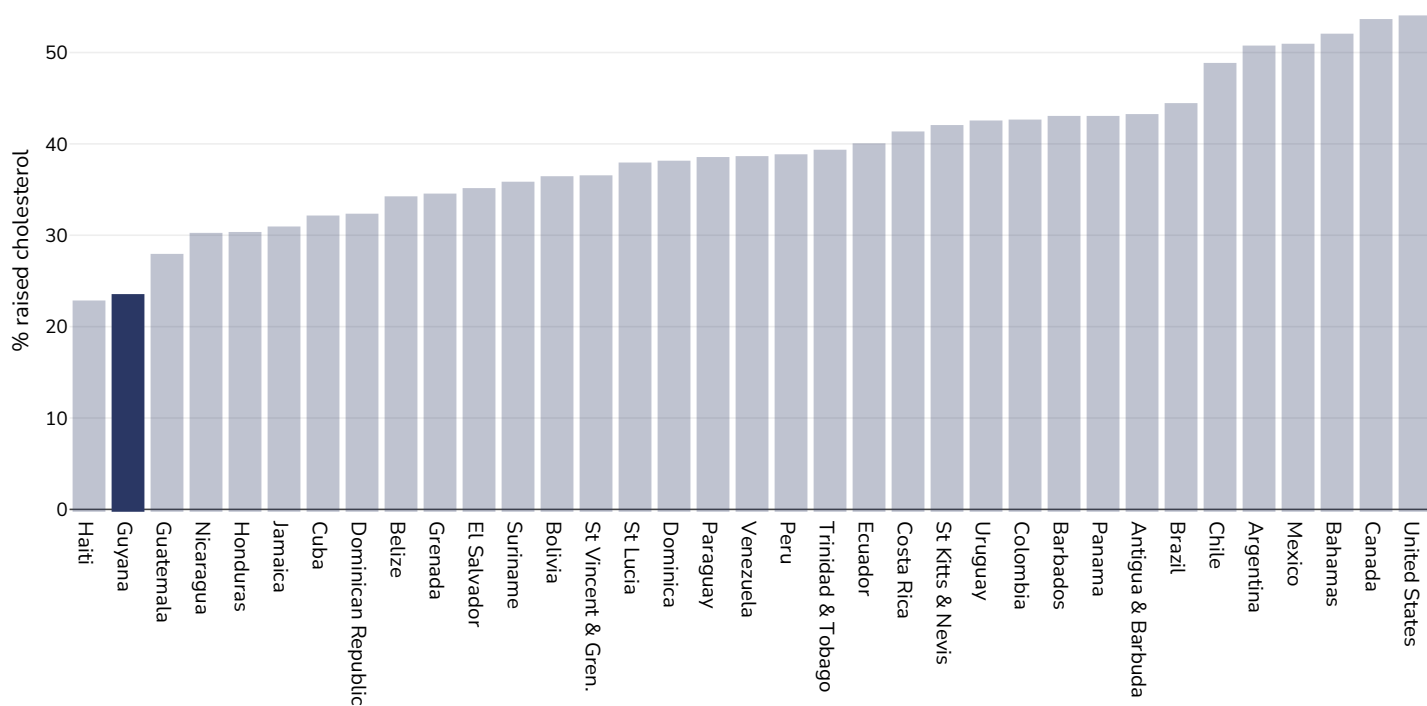
Global Health Observatory data repository, World Health Organisation,  
<http://apps.who.int/gho/data/node.main.A875?lang=en>

Definitions:

Age Standardised estimated % Raised blood pressure 2015 (SBP>=140 OR DBP>=90).

## Raised cholesterol

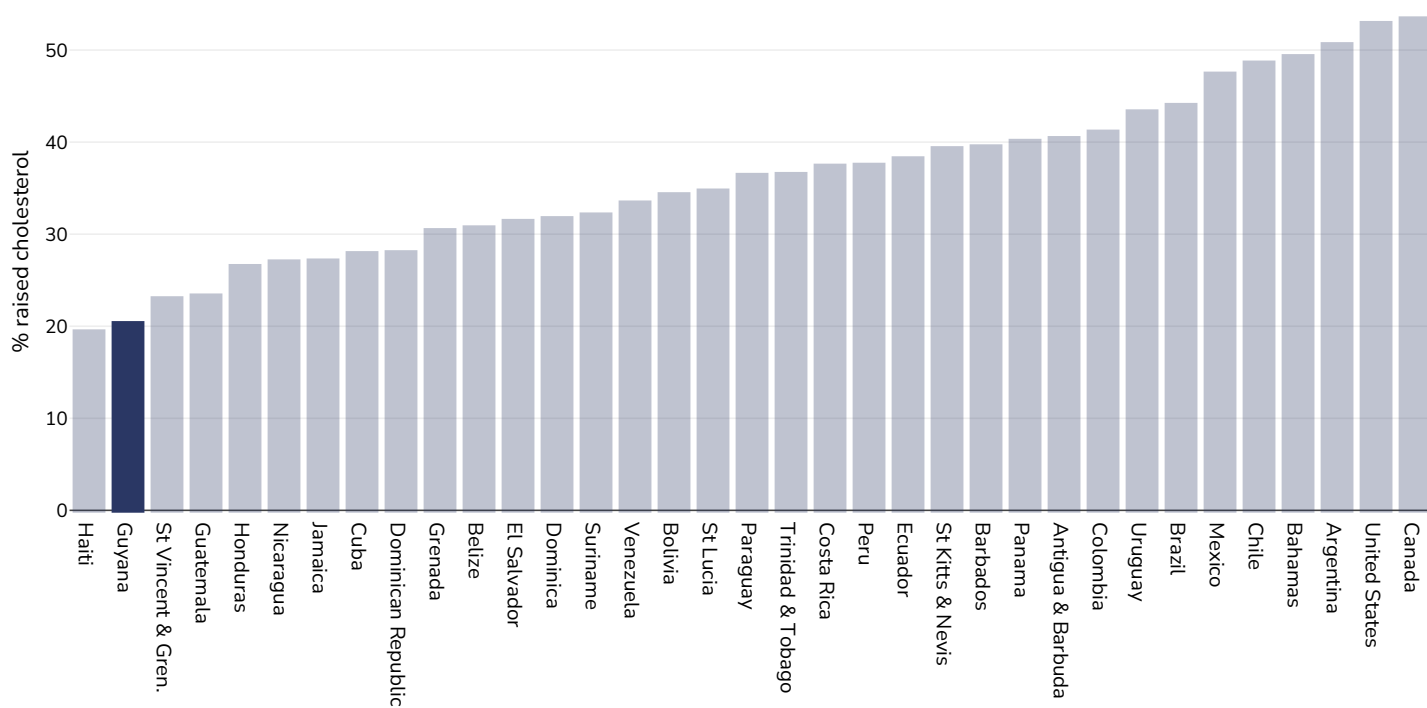
### Adults, 2008



References: Global Health Observatory data repository, World Health Organisation, <http://apps.who.int/gho/data/node.main.A885>

Definitions: % Raised total cholesterol ( $\geq 5.0$  mmol/L) (age-standardized estimate).

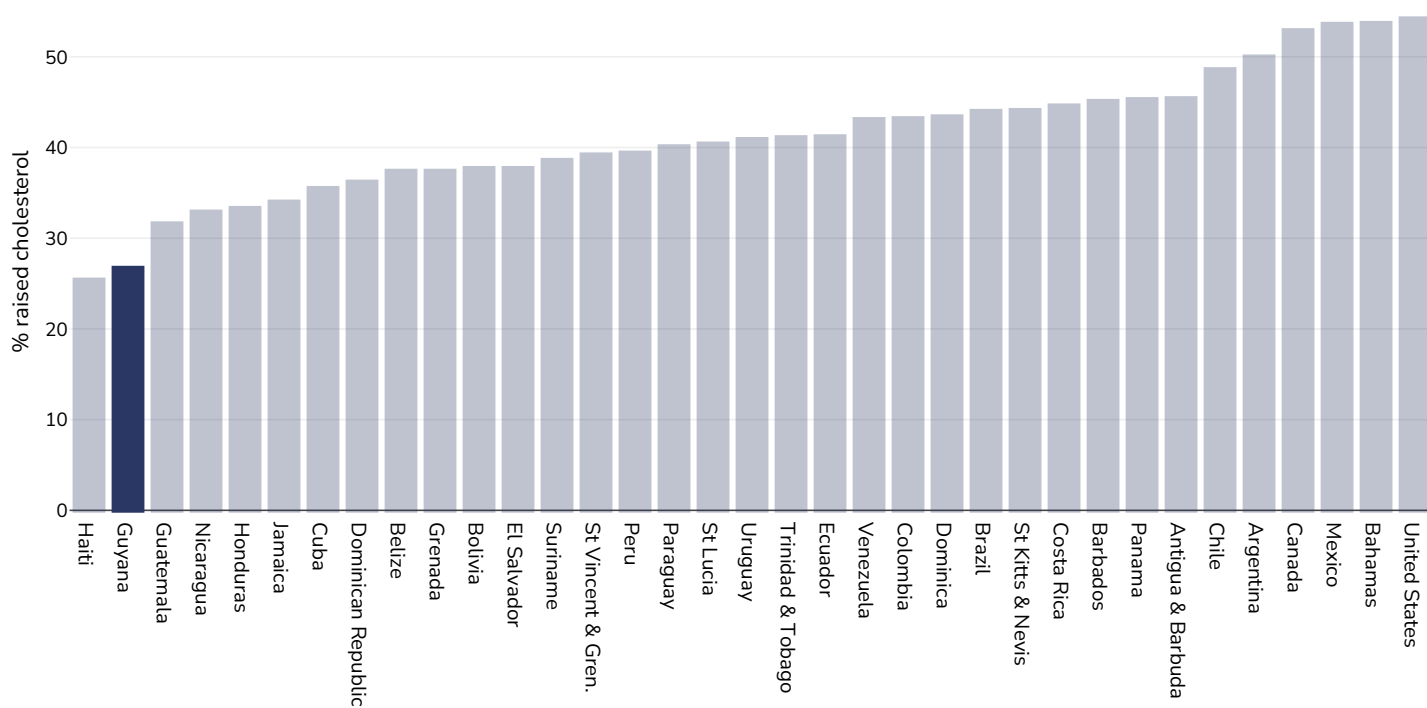
## Men, 2008



References: Global Health Observatory data repository, World Health Organisation, <http://apps.who.int/gho/data/node.main.A885>

Definitions: % Raised total cholesterol ( $\geq 5.0$  mmol/L) (age-standardized estimate).

## Women, 2008

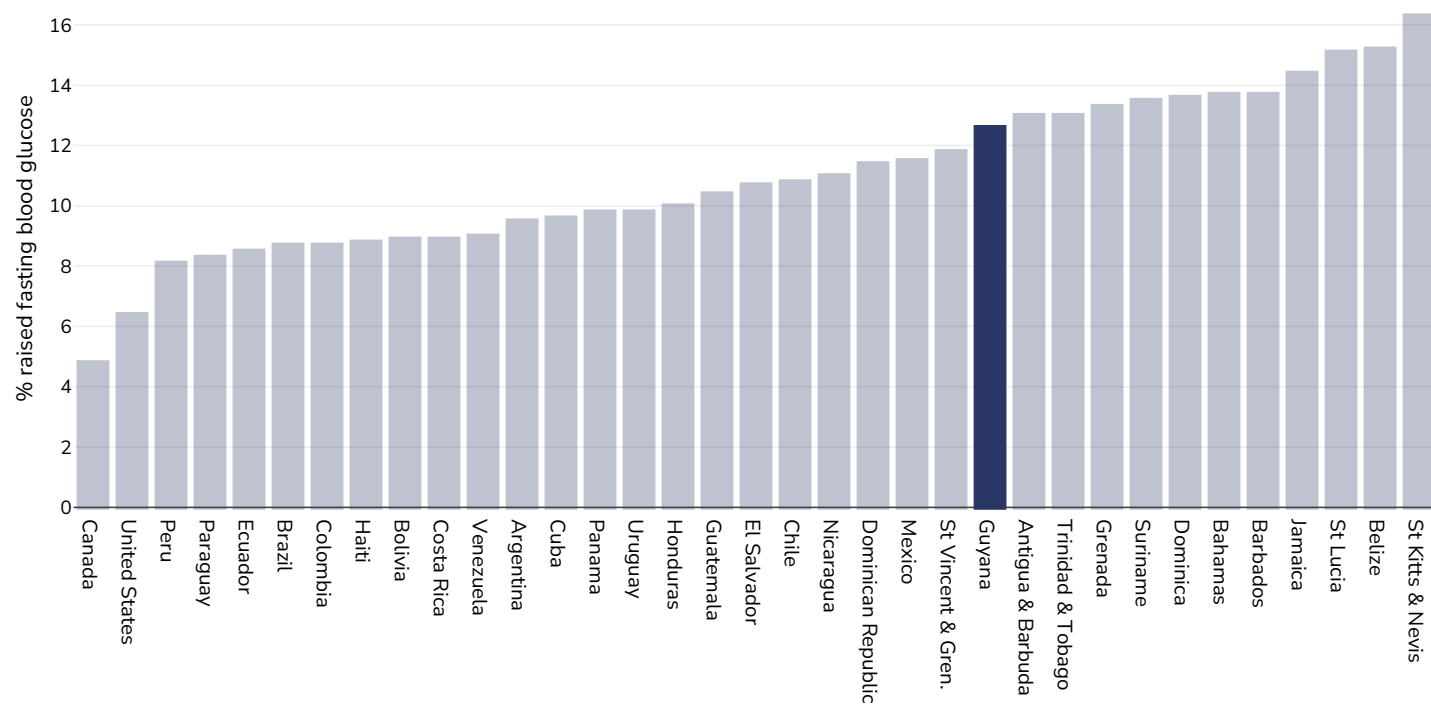


References: Global Health Observatory data repository, World Health Organisation, <http://apps.who.int/gho/data/node.main.A885>

Definitions: % Raised total cholesterol ( $\geq 5.0$  mmol/L) (age-standardized estimate).

## Raised fasting blood glucose

### Men, 2014



References:

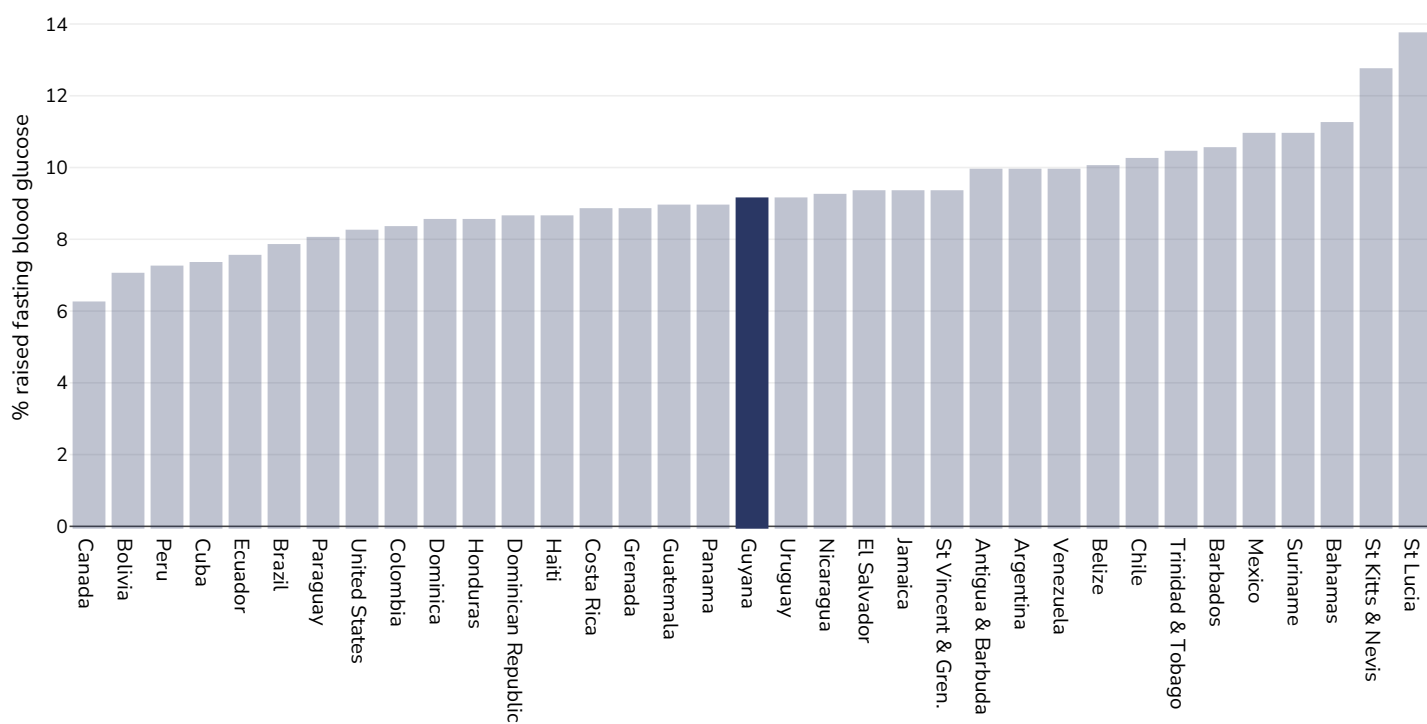
Global Health Observatory data repository, World Health Organisation,  
<http://apps.who.int/gho/data/node.main.A869?lang=en>

Definitions:

Age Standardised % raised fasting blood glucose ( $\geq 7.0$  mmol/L or on medication).



## Women, 2014



References:

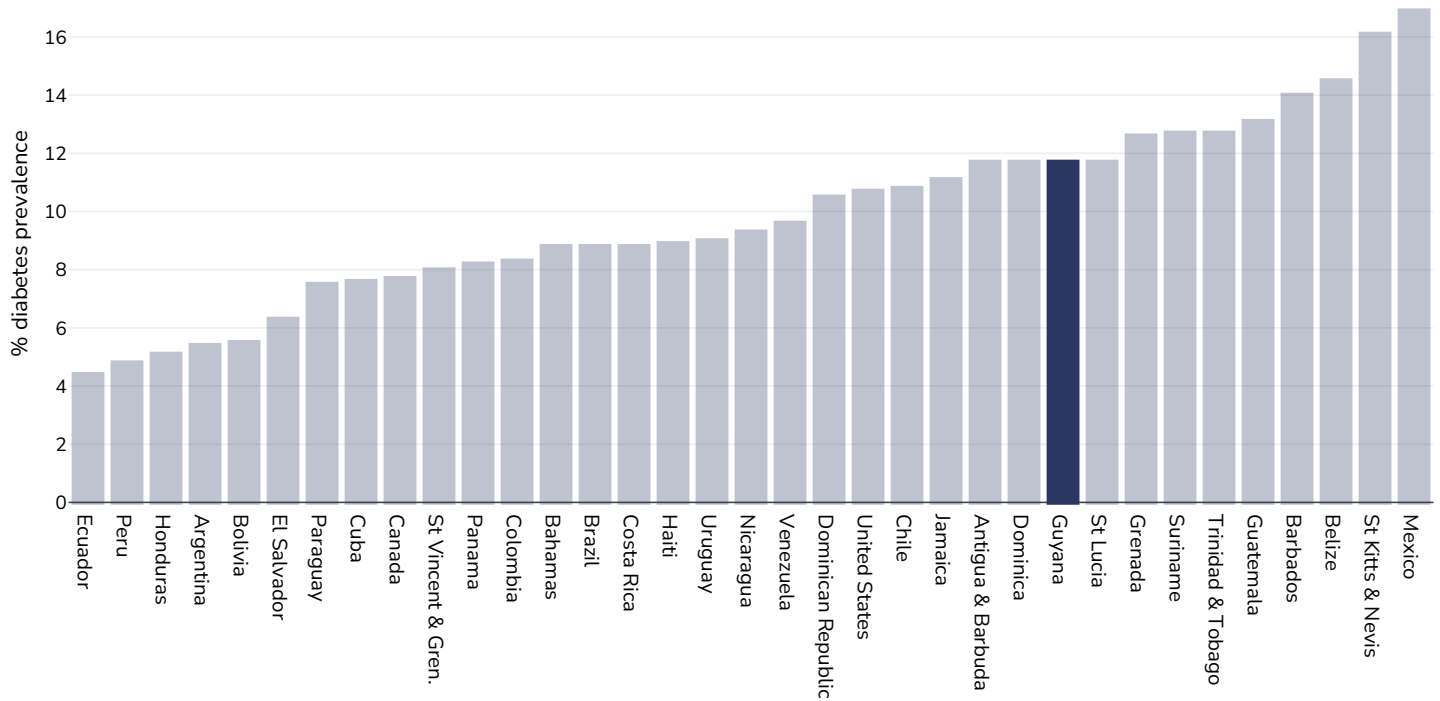
Global Health Observatory data repository, World Health Organisation,  
<http://apps.who.int/gho/data/node.main.A869?lang=en>

Definitions:

Age Standardised % raised fasting blood glucose ( $\geq 7.0$  mmol/L or on medication).

## Diabetes prevalence

### Adults, 2021



Age: 20-79

Area covered: National

References: Reproduced with kind permission International Diabetes Federation. IDF Diabetes Atlas, 10th edn. Brussels, Belgium:International Diabetes Federation, 2021. <http://www.diabetesatlas.org>

Definitions: Age-adjusted comparative prevalence of diabetes, %

## Contextual factors

**Disclaimer:** These contextual factors should be interpreted with care. Results are updated as regularly as possible and use very specific criteria. The criteria used and full definitions are available for download at the bottom of this page.



### Labelling

Is there mandatory nutrition labelling?	✓ v
Front-of-package labelling?	✗
Back-of-pack nutrition declaration?	✓
Color coding?	✗
Warning label?	✗



## Regulation and marketing

<b>Are there fiscal policies on unhealthy products?</b>	<b>X</b>
Tax on unhealthy foods?	X
Tax on unhealthy drinks?	X
<b>Are there fiscal policies on healthy products?</b>	<b>X</b>
Subsidy on fruits?	X
Subsidy on vegetables?	X
Subsidy on other healthy products?	X
<b>Mandatory limit or ban of trans fat (all settings)?</b>	<b>X</b>
Mandatory limit of trans fats in place (all settings)?	X
Ban on trans-fats or phos in place (all settings)?	X
<b>Are there any mandatory policies/marketing restrictions on the promotion of unhealthy food/drinks to children?</b>	<b>X</b>
Mandatory restriction on broadcast media?	X
Mandatory restriction on non-broadcast media?	X
Voluntary policies/marketing restrictions on the promotion of unhealthy food/drinks to children?	X
<b>Are there mandatory standards for food in schools?</b>	<b>X</b>
<b>Are there any mandatory nutrient limits in any manufactured food products?</b>	<b>X</b>
<b>Nutrition standards for public sector procurement?</b>	<b>X</b>



## Political will and support

National obesity strategy or nutrition and physical activity national strategy?	✗
National obesity strategy?	✗
National childhood obesity strategy?	✗
Comprehensive nutrition strategy?	?
Comprehensive physical activity strategy?	✗
Evidence-based dietary guidelines and/or RDAs?	✓
National target(s) on reducing obesity?	✗
Guidelines/policy on obesity treatment?	✗
Promotion of breastfeeding?	✗



## Monitoring and surveillance

Monitoring of the prevalence and incidence for the main obesity-related NCDs and risk factors?	✓
Within 5 years?	✗



## Governance and resource

Multi-sectoral national co-ordination mechanism for obesity or nutrition (including obesity)?	✓
---	---

### Key

✓ Present

✓<sub>v</sub> Present

(voluntary)

✓ Incoming

✗ Absent

? Unknown