


Report card Guatemala



Contents	Page
Obesity prevalence	2
Trend: % Adults living with obesity in Guatemala 1995-2017	5
Trend: % Adults living with overweight or obesity in Guatemala 1995-2017	6
Trend: % Adults living with obesity in selected countries in the Americas Region 1960-2018, selected countries	7
Overweight/obesity by education	12
Overweight/obesity by age	15
Overweight/obesity by region	17
Overweight/obesity by socio-economic group	21
Insufficient physical activity	24
Average daily frequency of carbonated soft drink consumption	30
Estimated per capita fruit intake	31
Prevalence of less than daily fruit consumption	32
Prevalence of less than daily vegetable consumption	33
Average weekly frequency of fast food consumption	34
Estimated per-capita processed meat intake	35
Estimated per capita whole grains intake	36
Mental health - depression disorders	37
Mental health - anxiety disorders	38
% Infants exclusively breastfed 0-5 months	39
Oesophageal cancer	40
Breast cancer	42
Colorectal cancer	43
Pancreatic cancer	45
Gallbladder cancer	47
Kidney cancer	49
Cancer of the uterus	51
Raised blood pressure	52
Raised cholesterol	55
Raised fasting blood glucose	58
Diabetes prevalence	60
Ovarian Cancer	61
Contextual factors	62


Obesity prevalence

Women, 2017



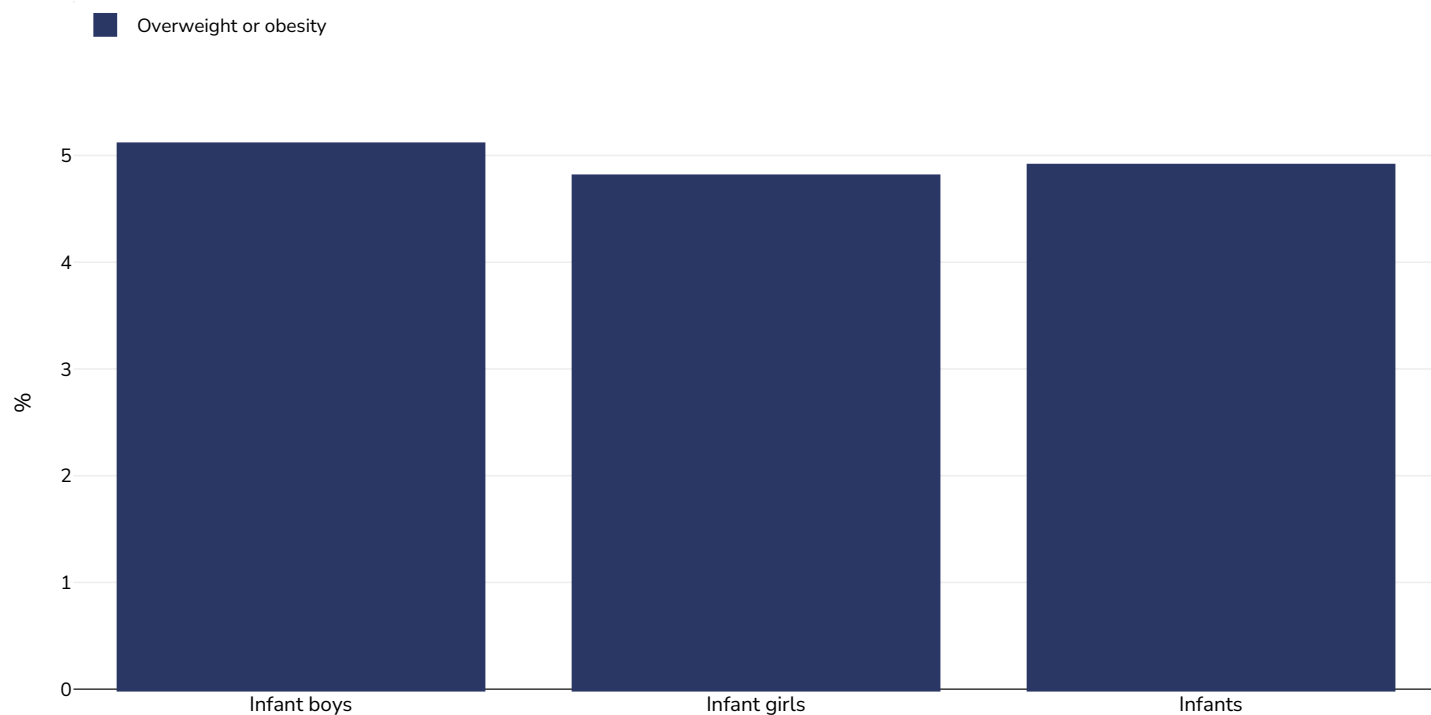
Survey type:	Measured
Age:	15-49
Sample size:	1182
Area covered:	National
References:	Pickens, C. M., Flores-Ayala, R., Addo, O. Y., Whitehead, R. D., Jr, Palmieri, M., Ramirez-Zea, M., Hong, Y., & Jefferds, M. E. (2020). Prevalence and Predictors of High Blood Pressure Among Women of Reproductive Age and Children Aged 10 to 14 Years in Guatemala. Preventing chronic disease, 17, E66. https://doi.org/10.5888/pcd17.190403
Notes:	Non-pregnant women
<i>Unless otherwise noted, overweight refers to a BMI between 25kg and 29.9kg/m², obesity refers to a BMI greater than 30kg/m².</i>	

Children, 2017



Survey type:	Measured
Age:	10-14
Sample size:	560
Area covered:	National
References:	Pickens, C. M., Flores-Ayala, R., Addo, O. Y., Whitehead, R. D., Jr, Palmieri, M., Ramirez-Zea, M., Hong, Y., & Jefferds, M. E. (2020). Prevalence and Predictors of High Blood Pressure Among Women of Reproductive Age and Children Aged 10 to 14 Years in Guatemala. <i>Preventing chronic disease</i> , 17, E66. https://doi.org/10.5888/pcd17.190403
Notes:	Small sample size.
Cutoffs:	WHO 2007

Infants, 2014-2015



Age: 0-5

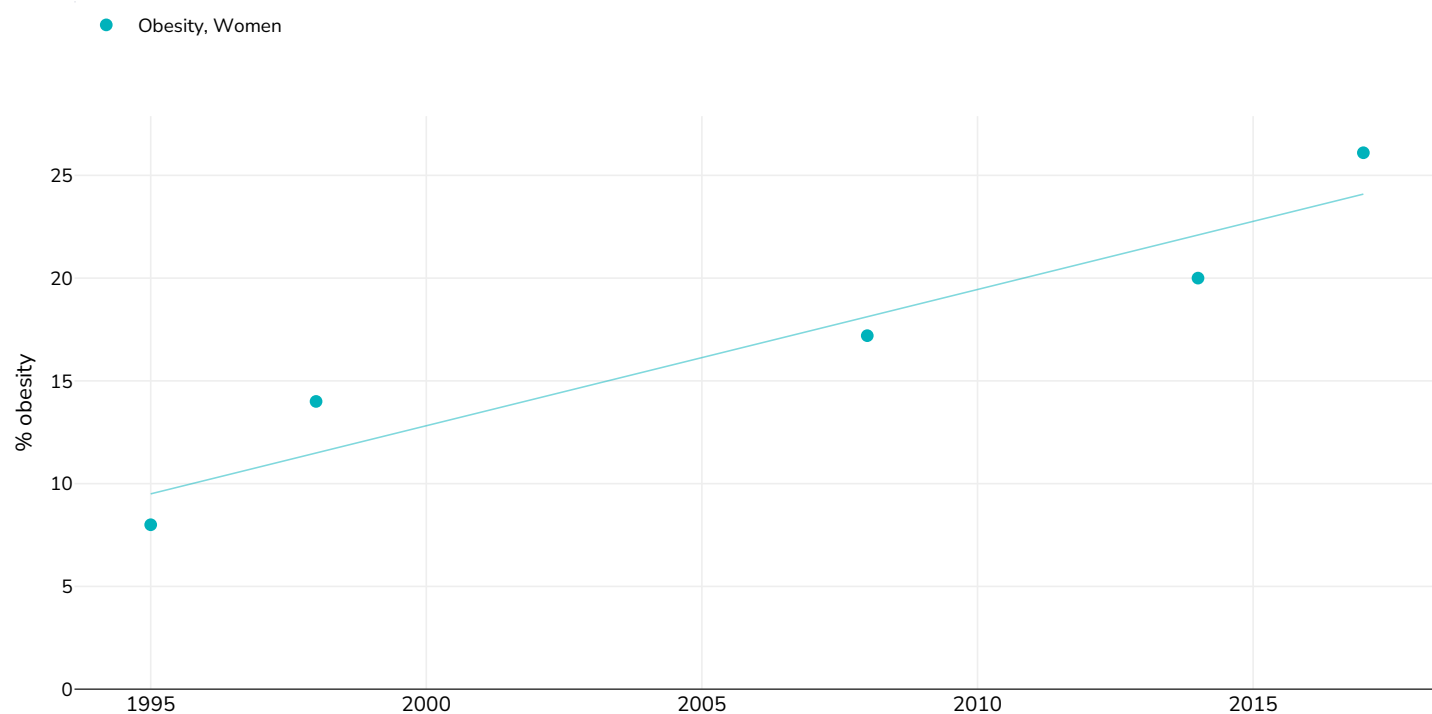
Sample size: 12585

References: DHS: Encuesta Nacional de Salud Materno Infantil 2014-2015. Ciudad de Guatemala, Guatemala, 2015.

Notes: UNICEF/WHO/World Bank Joint Child Malnutrition Estimates Expanded Database: Overweight (Survey Estimates), May 2023, New York. For more information about the methodology, please consult <https://data.unicef.org/resources/jme-2023-country-consultations/> Percentage of children under 5 years of age falling above 2 standard deviations (moderate and severe) from the median weight-for-height of the reference population.

Definitions: =>+2SD

% Adults living with obesity in Guatemala 1995-2017



Survey type: Measured

References: 1995: Martorell R, Khan LK, Hughes ML, Grummer Strawn LM. Obesity in women from developing countries. EJCN (2000) 54;247-252

1998: Instituto Nacional de Estadística - INE/Guatemala and Macro International. 1999. Guatemala Encuesta Nacional de Salud Materno Infantil 1998-1999. Calverton, Maryland, USA: Instituto Nacional de Estadística - INE/Guatemala and Macro International.

2008: Ramirez-Zea M, Kroker-Lobos MF, Close-Fernandez R, Kanter R. The double burden of malnutrition in indigenous and nonindigenous Guatemalan populations. Am J Clin Nutr. 2014 Dec;100(6):1644S-51S. doi: 10.3945/ajcn.114.083857

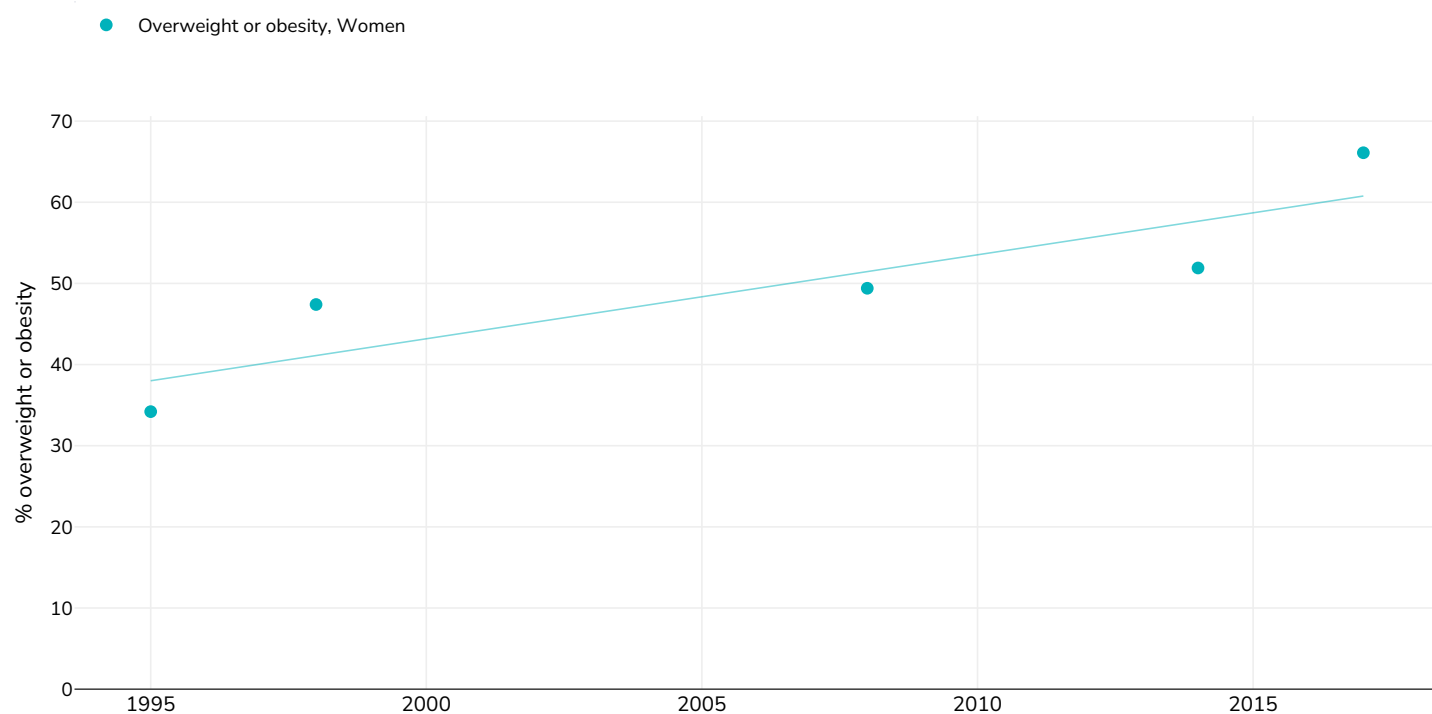
2014: Ministerio de Salud Pública y Asistencia Social - MSPAS/Guatemala, Instituto Nacional de Estadística - INE/Guatemala, Secretaría de Planificación y Programación de la Presidencia - Segeplán/Guatemala and ICF International. 2017. Encuesta Nacional de Salud Materno Infantil 2014-2015: Informe Final. Rockville, Maryland, USA: MSPAS, INE, Segeplán and ICF International.

2017: Pickens, C. M., Flores-Ayala, R., Addo, O. Y., Whitehead, R. D., Jr, Palmieri, M., Ramirez-Zea, M., Hong, Y., & Jefferds, M. E. (2020). Prevalence and Predictors of High Blood Pressure Among Women of Reproductive Age and Children Aged 10 to 14 Years in Guatemala. Preventing chronic disease, 17, E66. <https://doi.org/10.5888/pcd17.190403>

Unless otherwise noted, overweight refers to a BMI between 25kg and 29.9kg/m², obesity refers to a BMI greater than 30kg/m².

Different methodologies may have been used to collect this data and so data from different surveys may not be strictly comparable. Please check with original data sources for methodologies used.

% Adults living with overweight or obesity in Guatemala 1995-2017



Survey type: Measured

References: 1995: Martorell R, Khan LK, Hughes ML, Grummer Strawn LM. Obesity in women from developing countries. EJCN (2000) 54;247-252

1998: Instituto Nacional de Estadística - INE/Guatemala and Macro International. 1999. Guatemala Encuesta Nacional de Salud Materno Infantil 1998-1999. Calverton, Maryland, USA: Instituto Nacional de Estadística - INE/Guatemala and Macro International.

2008: Ramirez-Zea M, Kroker-Lobos MF, Close-Fernandez R, Kanter R. The double burden of malnutrition in indigenous and nonindigenous Guatemalan populations. Am J Clin Nutr. 2014 Dec;100(6):1644S-51S. doi: 10.3945/ajcn.114.083857

2014: Ministerio de Salud Pública y Asistencia Social - MSPAS/Guatemala, Instituto Nacional de Estadística - INE/Guatemala, Secretaría de Planificación y Programación de la Presidencia - Segeplán/Guatemala and ICF International. 2017. Encuesta Nacional de Salud Materno Infantil 2014-2015: Informe Final. Rockville, Maryland, USA: MSPAS, INE, Segeplán and ICF International.

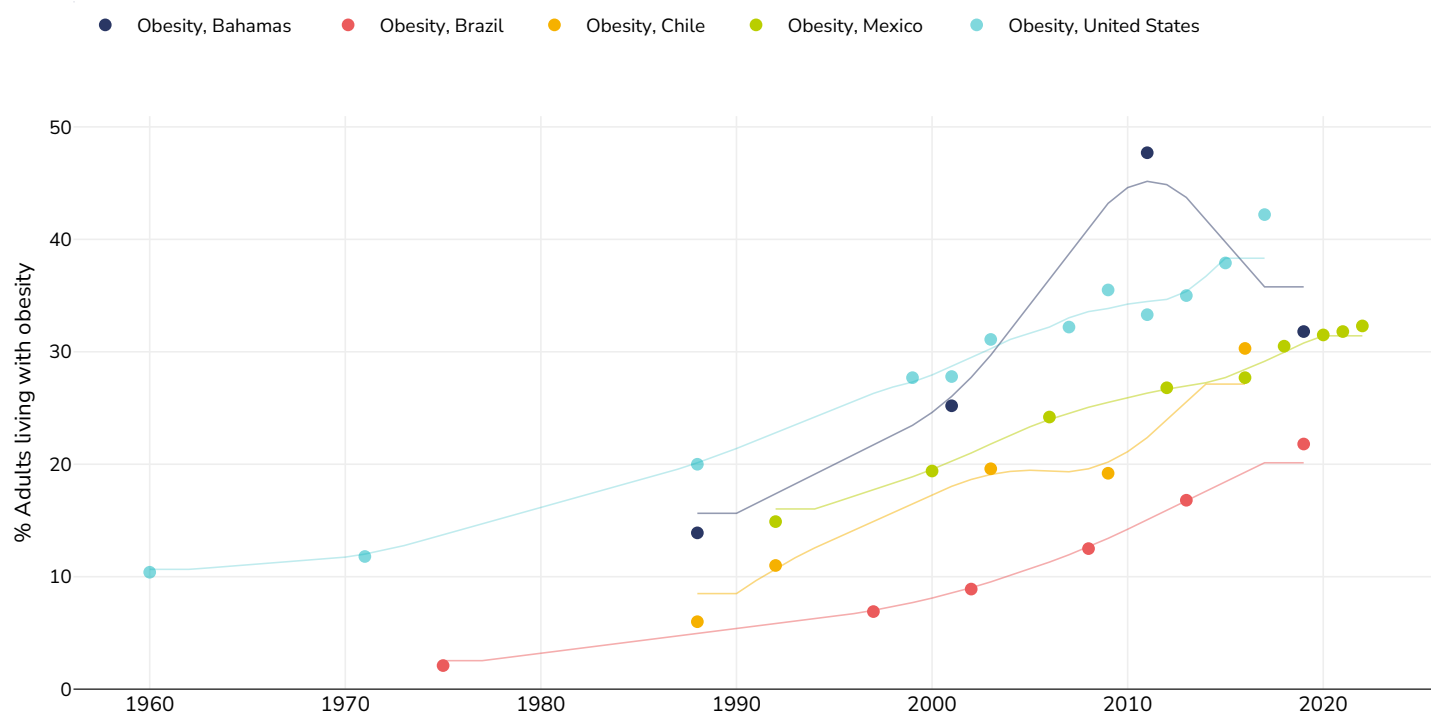
2017: Pickens, C. M., Flores-Ayala, R., Addo, O. Y., Whitehead, R. D., Jr, Palmieri, M., Ramirez-Zea, M., Hong, Y., & Jefferds, M. E. (2020). Prevalence and Predictors of High Blood Pressure Among Women of Reproductive Age and Children Aged 10 to 14 Years in Guatemala. Preventing chronic disease, 17, E66. <https://doi.org/10.5888/pcd17.190403>

Unless otherwise noted, overweight refers to a BMI between 25kg and 29.9kg/m², obesity refers to a BMI greater than 30kg/m².

Different methodologies may have been used to collect this data and so data from different surveys may not be strictly comparable. Please check with original data sources for methodologies used.

**% Adults living with obesity in selected countries in the Americas Region
1960-2018, selected countries**

Men



References:

1960, 1971, 1973, 1976, 1988, 1991: Flegal KM, Carroll MD, Kuczmarski RJ, Johnson CL. Overweight and obesity in the United States: prevalence and trends, 1960-1994. *International Journal of Obesity* (1998);22:39-47

1975: Monteiro CA, Conde WL, Popking BM. Is obesity replacing or adding to undernutrition? Evidence from different social classes in Brazil. *2002. Public Health Nutrition*:51(1A), 105-112

1992: Arroyo et al. Prevalence of Pre-Obesity and Obesity in Urban Adult Mexicans in Comparison with other Large Surveys. *Obesity Research*. 2000;8:179-185

1994, 1995: Martorell R, Khan LK, Hughes ML, Grummer Strawn LM. Obesity in women from developing countries. *EJCN* (2000) 54:247-252

1997: Filozof C, Gonzales C, Sereday M, Mazza C, Braguinsky J. Obesity prevalence and trends in Latin American countries. *Obesity Reviews*, 2001;2:99-196

1998: Instituto Nacional de Estadística - INE/Guatemala and Macro International. 1999. Guatemala Encuesta Nacional de Salud Materno Infantil 1998-1999. Calverton, Maryland, USA: Instituto Nacional de Estadística - INE/Guatemala and Macro International.

1999: Centres for Disease Control and Prevention. <http://www.cdc.gov/>

2000: SCN (2004). 5th Report on the World Nutrition Situation. Nutrition for Improved Development Outcomes. Appendix 11

2001: N Brathwaite, A Brathwaite, M Taylor. The Socio-economic Determinants of Obesity in Adults in the Bahamas. *West Indian Med J* 2011; 60 (4): 434

2002: Monteiro CA, Conde WL and Popkin BA. (2007). Income-specific trends in obesity in Brazil: 1975 - 2003. *American Journal of Public Health*, 97 (10): 1808 - 1812.

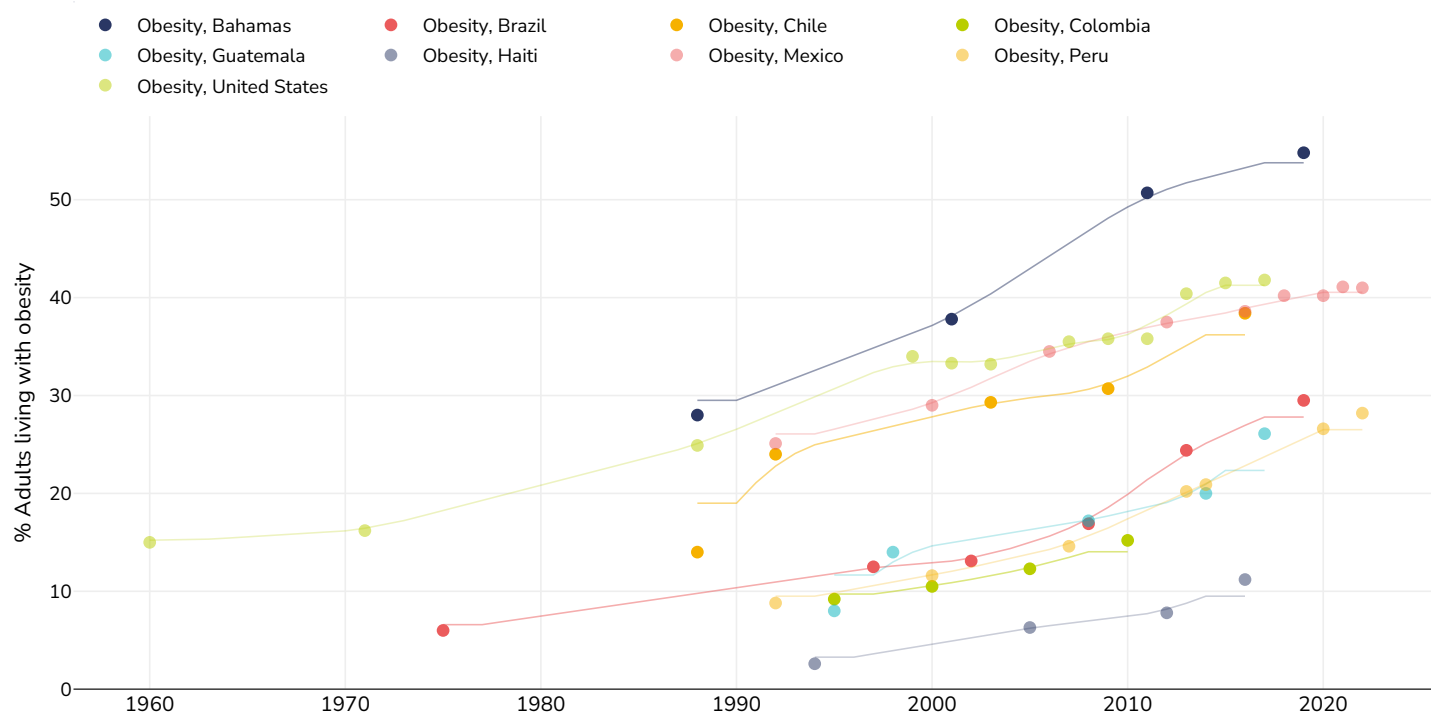
2003: Ogden CL, Carroll MD, Curtin LR, McDowell MA, Tabak CJ, & Flegal KM. (2006). Prevalence of Overweight and Obesity in the United States, 1999-2004. *The Journal of the American Medical Association*, Vol 295(13):1549 - 1555.

2005: 1st Argentinian National Survey of Risk Factors (Encuesta Nacional de Factores de Riesgo). Results from 1-3rd survey reported in the 4th survey report: https://www.indec.gov.ar/ftp/cuadros/publicaciones/enfr_2018_resultados_definitivos.pdf

2006: Olaiz-Fernández G, Rivera-Dommarco J, Shamah-Levy T, Rojas R, Villalpando-Hernández S, Hernández-Avila M, Sepúlveda-Amor J. Encuesta Nacional de Salud y Nutrición 2006. Cuernavaca, México: Instituto Nacional de Salud Pública, 2006. (National Health and Nutrition Survey 2006)

Different methodologies may have been used to collect this data and so data from different surveys may not be strictly comparable. Please check with original data sources for methodologies used.

Women

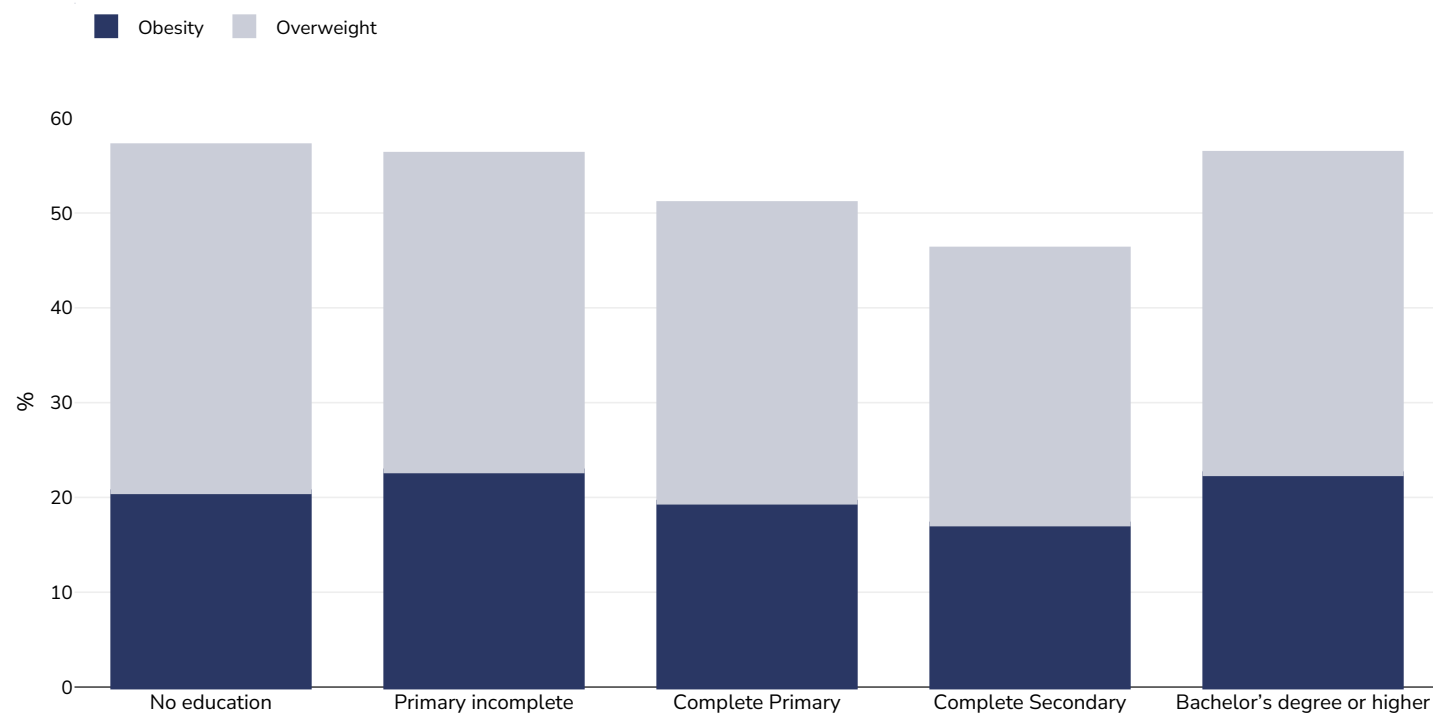


- References:
- 1960, 1971, 1973, 1976, 1988, 1991: Flegal KM, Carroll MD, Kuczmarski RJ, Johnson CL. Overweight and obesity in the United States: prevalence and trends, 1960-1994. *International Journal of Obesity* (1998);22:39-47
 - 1975: Monteiro CA, Conde WL, Popking BM. Is obesity replacing or adding to undernutrition? Evidence from different social classes in Brazil. *2002. Public Health Nutrition*:51(1A), 105-112
 - 1992: Arroyo et al. Prevalence of Pre-Obesity and Obesity in Urban Adult Mexicans in Comparison with other Large Surveys. *Obesity Research*. 2000;8:179-185
 - 1994, 1995: Martorell R, Khan LK, Hughes ML, Grummer Strawn LM. Obesity in women from developing countries. *EJCN* (2000) 54:247-252
 - 1997: Filozof C, Gonzales C, Sereday M, Mazza C, Braguinsky J. Obesity prevalence and trends in Latin American countries. *Obesity Reviews*, 2001;2:99-196
 - 1998: Instituto Nacional de Estadística - INE/Guatemala and Macro International. 1999. Guatemala Encuesta Nacional de Salud Materno Infantil 1998-1999. Calverton, Maryland, USA: Instituto Nacional de Estadística - INE/Guatemala and Macro International.
 - 1999: Centres for Disease Control and Prevention. <http://www.cdc.gov/>
 - 2000: SCN (2004). 5th Report on the World Nutrition Situation. Nutrition for Improved Development Outcomes. Appendix 11
 - 2001: N Brathwaite, A Brathwaite, M Taylor. The Socio-economic Determinants of Obesity in Adults in the Bahamas. *West Indian Med J* 2011; 60 (4): 434
 - 2002: Monteiro CA, Conde WL and Popkin BA. (2007). Income-specific trends in obesity in Brazil: 1975 - 2003. *American Journal of Public Health*, 97 (10): 1808 - 1812.
 - 2003: Ogden CL, Carroll MD, Curtin LR, McDowell MA, Tabak CJ, & Flegal KM. (2006). Prevalence of Overweight and Obesity in the United States, 1999-2004. *The Journal of the American Medical Association*, Vol 295(13):1549 - 1555.
 - 2005: 1st Argentinian National Survey of Risk Factors (Encuesta Nacional de Factores de Riesgo). Results from 1-3rd survey reported in the 4th survey report: https://www.indec.gov.ar/ftp/cuadros/publicaciones/enfr_2018_resultados_definitivos.pdf
 - 2006: Olaiz-Fernández G, Rivera-Dommarco J, Shamah-Levy T, Rojas R, Villalpando-Hernández S, Hernández-Avila M, Sepúlveda-Amor J. Encuesta Nacional de Salud y Nutrición 2006. Cuernavaca, México: Instituto Nacional de Salud Pública, 2006. (National Health and Nutrition Survey 2006)

Different methodologies may have been used to collect this data and so data from different surveys may not be strictly comparable. Please check with original data sources for methodologies used.

Overweight/obesity by education

Women, 2014-2015



Survey type: Measured

Age: 15-49

Sample size: 23891

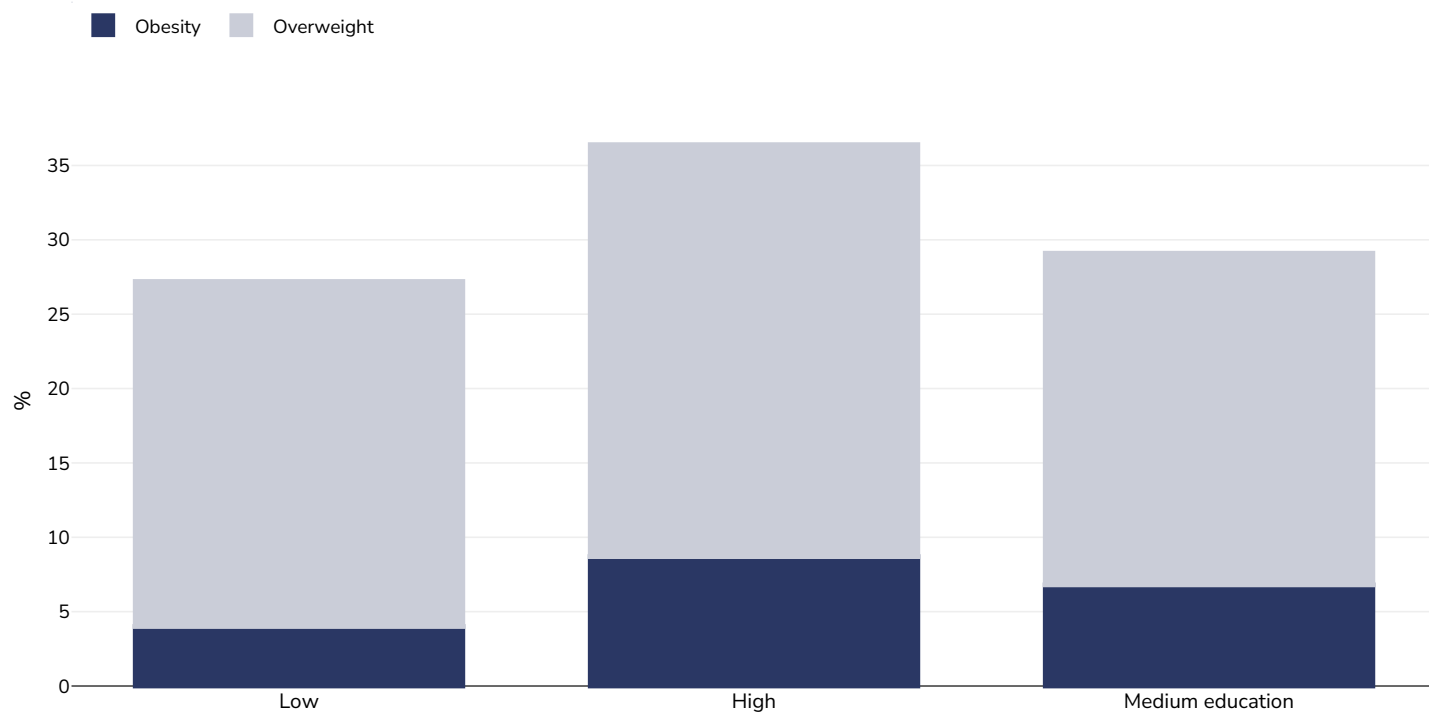
Area covered: National

References: Ministerio de Salud Pública y Asistencia Social - MSPAS/Guatemala, Instituto Nacional de Estadística - INE/Guatemala, Secretaría de Planificación y Programación de la Presidencia - Segeplán/Guatemala and ICF International. 2017. Encuesta Nacional de Salud Materno Infantil 2014-2015: Informe Final. Rockville, Maryland, USA: MSPAS, INE, Segeplán and ICF International.

Notes: Demographic Health Survey data includes ever married women aged 15-49 years only and may include males aged 15-59.

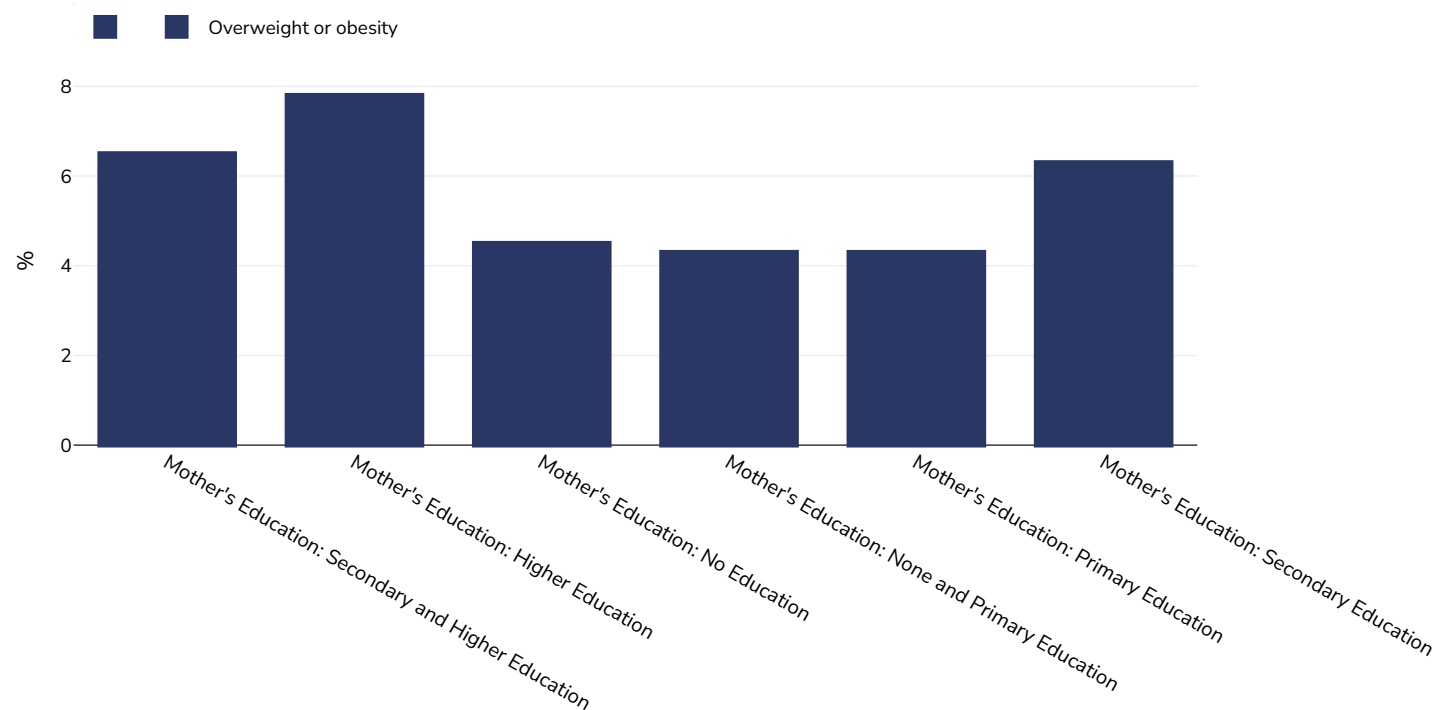
Unless otherwise noted, overweight refers to a BMI between 25kg and 29.9kg/m², obesity refers to a BMI greater than 30kg/m².

Girls, 2014-2015



Survey type:	Measured
Age:	15-19
Sample size:	1086
Area covered:	National
References:	Mazariegos M, Kroker-Lobos MF, Ramírez-Zea M. Socio-economic and ethnic disparities of malnutrition in all its forms in Guatemala. Public Health Nutr. 2020 Aug;23(S1):s68-s76. doi: 10.1017/S1368980019002738. Epub 2019 Oct 7. PMID: 31588883.
Cutoffs:	WHO

Infants, 2014-2015



Sample size: 12585

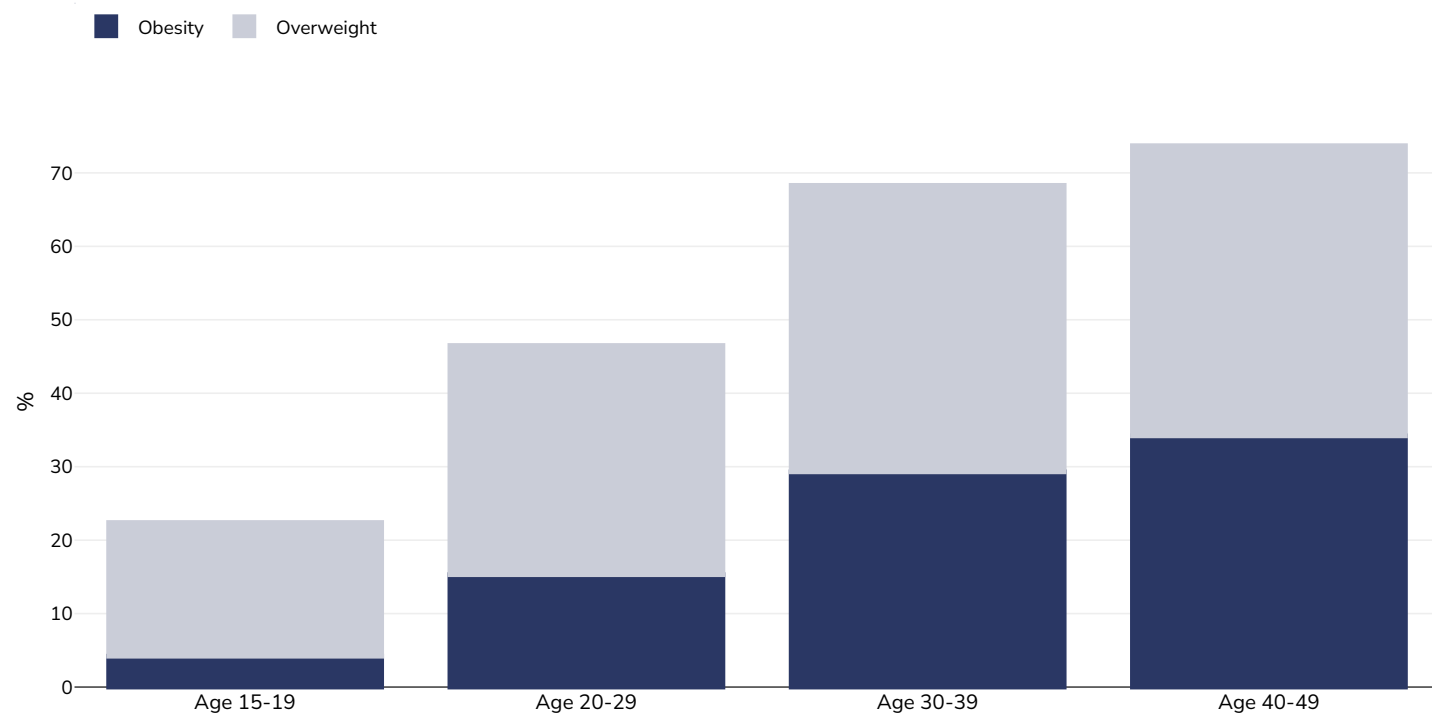
References: DHS: Encuesta Nacional de Salud Materno Infantil 2014-2015. Ciudad de Guatemala, Guatemala, 2015.

Notes: UNICEF/WHO/World Bank Joint Child Malnutrition Estimates Expanded Database: Overweight (Survey Estimates), May 2023, New York. For more information about the methodology, please consult <https://data.unicef.org/resources/jme-2023-country-consultations/> Percentage of children under 5 years of age falling above 2 standard deviations (moderate and severe) from the median weight-for-height of the reference population.

Definitions: =>+2SD

Overweight/obesity by age

Women, 2014-2015



Survey type: Measured

Sample size: 23891

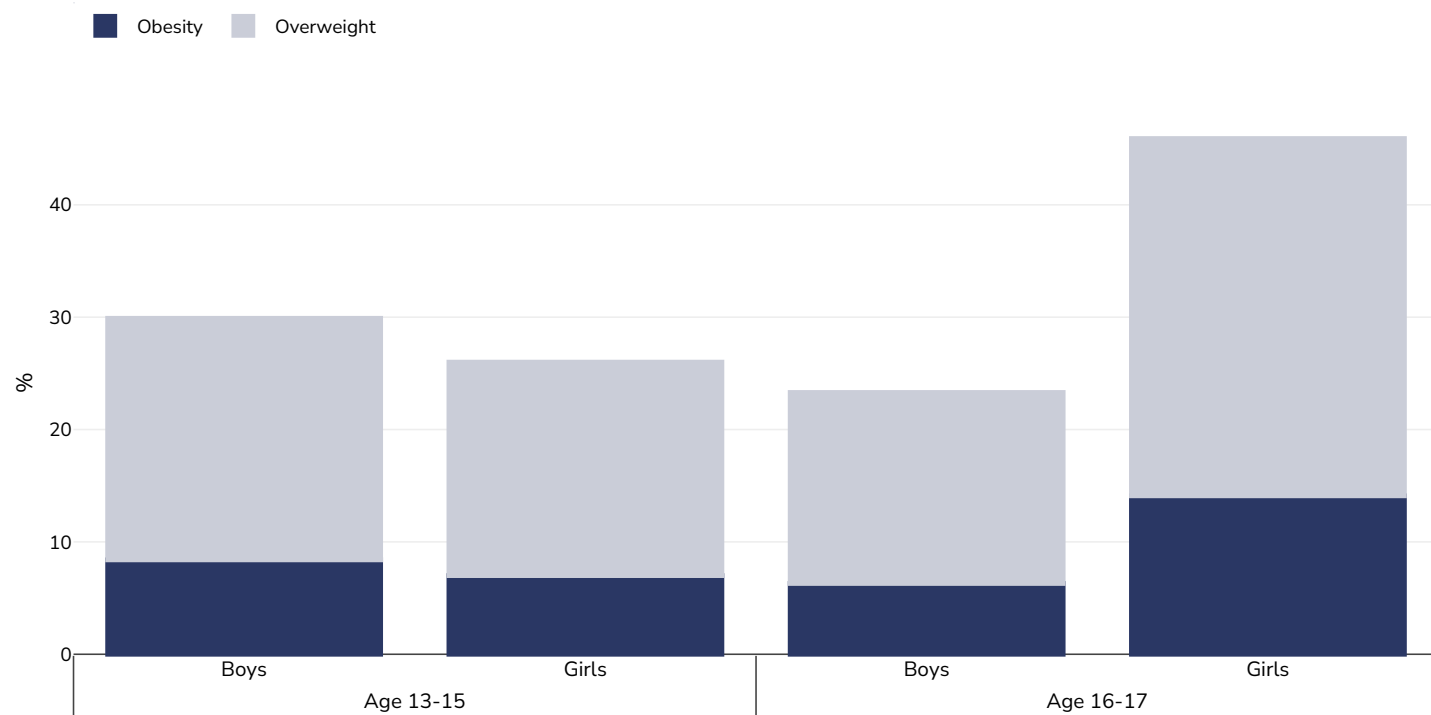
Area covered: National

References: Ministerio de Salud Pública y Asistencia Social - MSPAS/Guatemala, Instituto Nacional de Estadística - INE/Guatemala, Secretaría de Planificación y Programación de la Presidencia - Segeplán/Guatemala and ICF International. 2017. Encuesta Nacional de Salud Materno Infantil 2014-2015: Informe Final. Rockville, Maryland, USA: MSPAS, INE, Segeplán and ICF International.

Notes: Demographic Health Survey data includes ever married women aged 15-49 years only and may include males aged 15-59.

Unless otherwise noted, overweight refers to a BMI between 25kg and 29.9kg/m², obesity refers to a BMI greater than 30kg/m².

Children, 2015



Survey type: Self-reported

Sample size: 4374

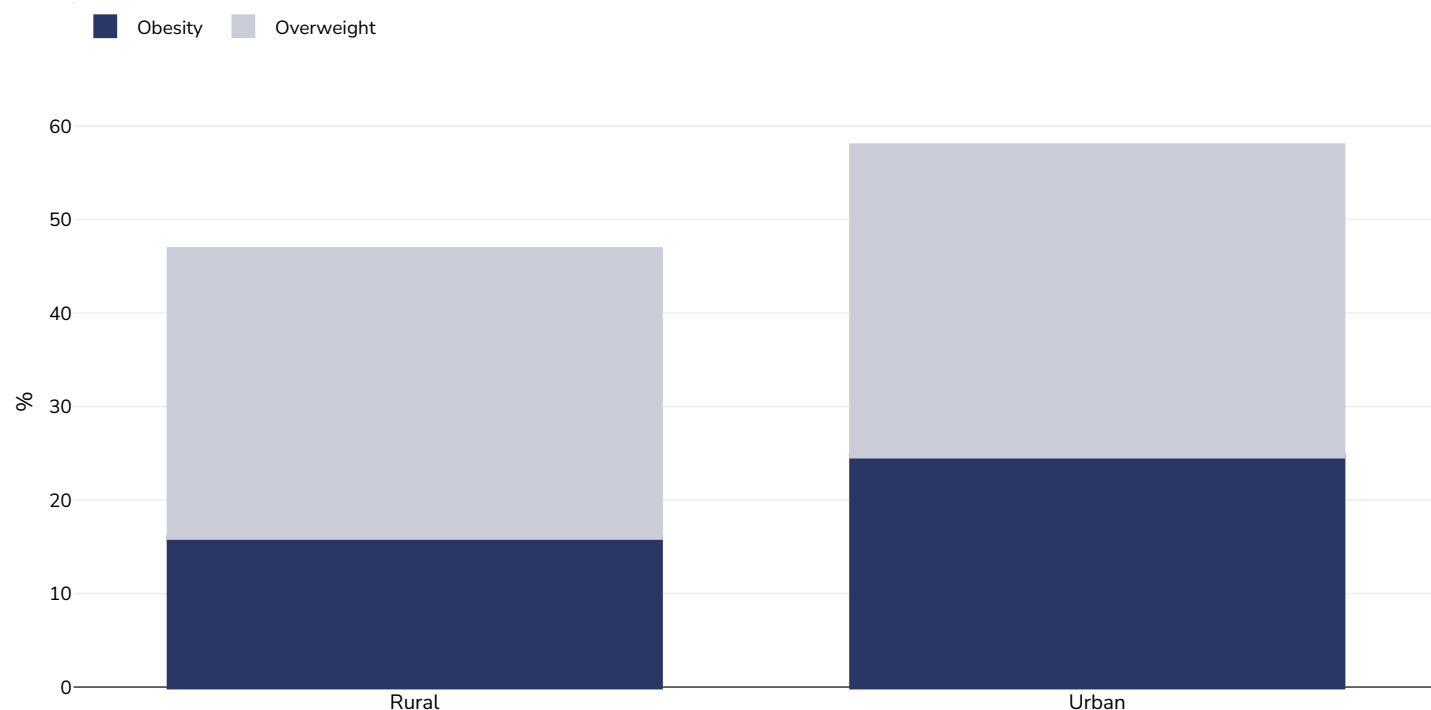
Area covered: National

References: Global School-based Student Health Survey, Guatemala ,2015 Fact Sheet
https://www.who.int/ncds/surveillance/gshs/gshs_fs_guatemala_2015.pdf (last accessed 28.09.20)

Cutoffs: WHO

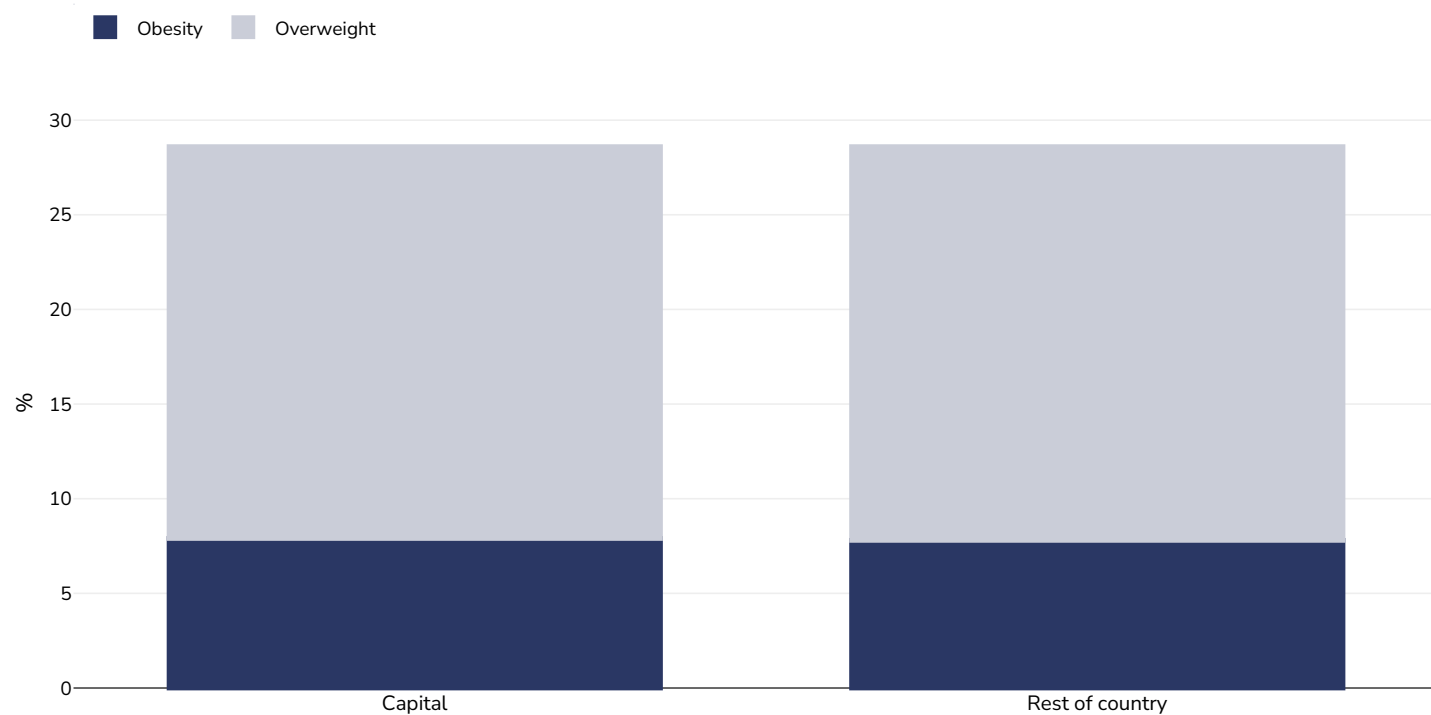
Overweight/obesity by region

Women, 2014-2015



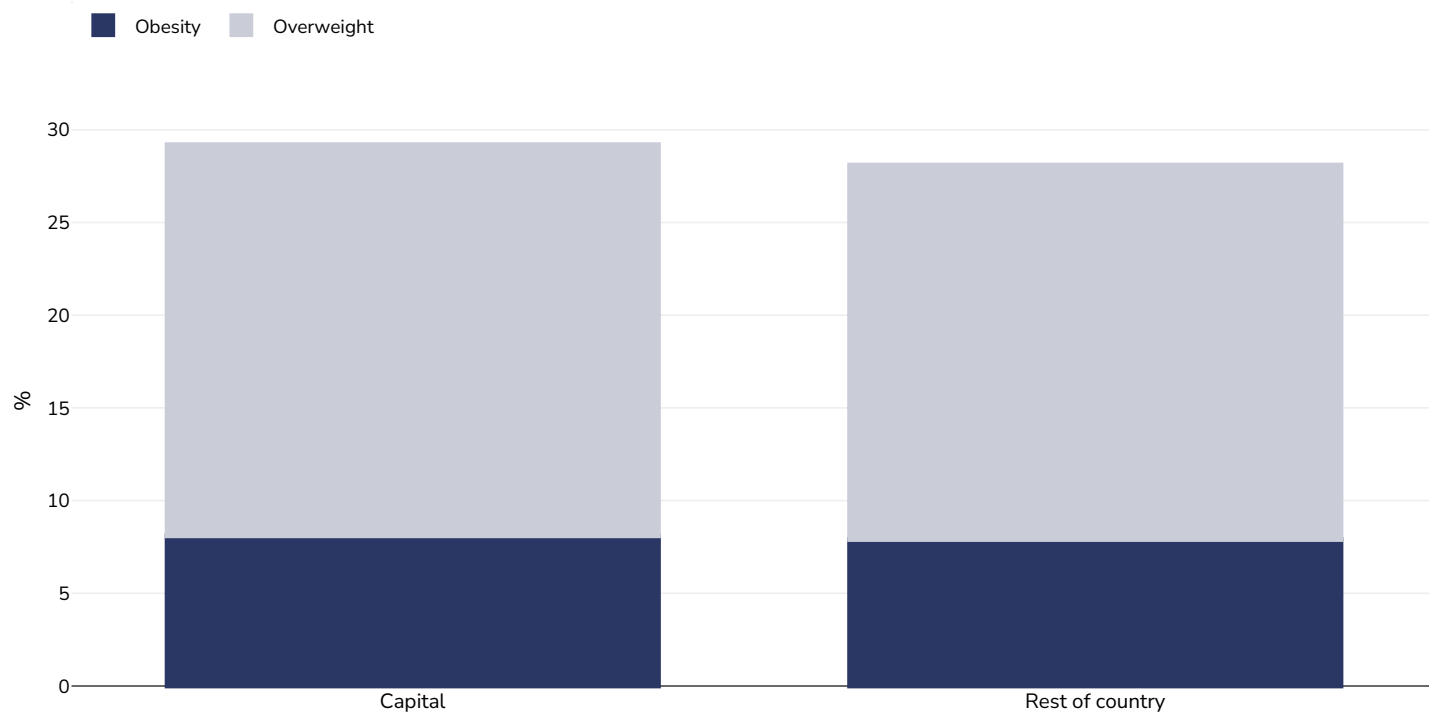
Survey type:	Measured
Age:	15-49
Sample size:	23891
Area covered:	National
References:	Ministerio de Salud Pública y Asistencia Social - MSPAS/Guatemala, Instituto Nacional de Estadística - INE/Guatemala, Secretaría de Planificación y Programación de la Presidencia - Segeplán/Guatemala and ICF International. 2017. Encuesta Nacional de Salud Materno Infantil 2014-2015: Informe Final. Rockville, Maryland, USA: MSPAS, INE, Segeplán and ICF International.
Notes:	Demographic Health Survey data includes ever married women aged 15-49 years only and may include males aged 15-59. <i>Unless otherwise noted, overweight refers to a BMI between 25kg and 29.9kg/m², obesity refers to a BMI greater than 30kg/m².</i>

Boys, 2015



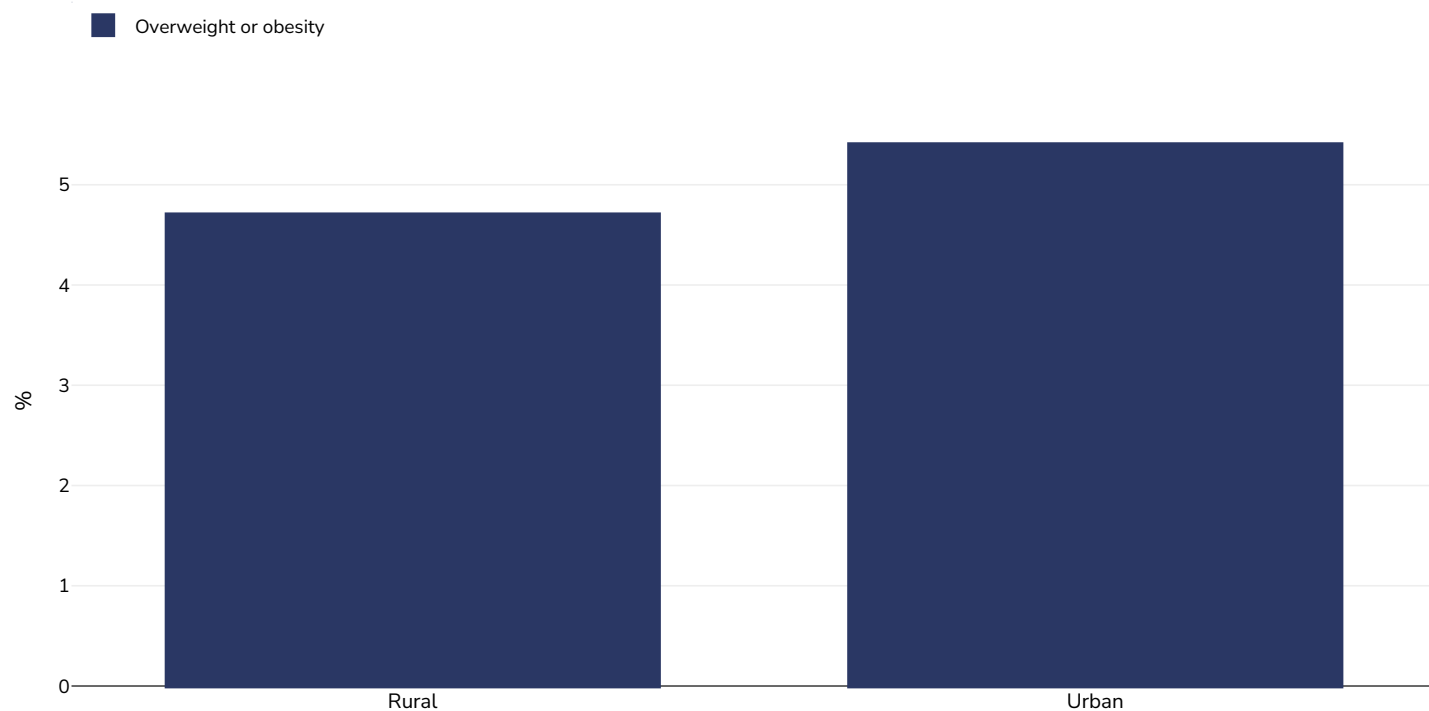
Survey type:	Self-reported
Age:	13-17
Sample size:	4374
Area covered:	National
References:	World Health Organization. Global school-based student health survey (GSHS). Available from: https://www.who.int/ncds/surveillance/gshs/factsheets/en/ . [Accessed 20 February 2019].
Notes:	WHO cut-offs used and based on Self-reported data.
Cutoffs:	WHO

Girls, 2015



Survey type:	Self-reported
Age:	13-17
Sample size:	4374
Area covered:	National
References:	World Health Organization. Global school-based student health survey (GSHS). Available from: https://www.who.int/ncds/surveillance/gshs/factsheets/en/ . [Accessed 20 February 2019].
Notes:	WHO cut-offs used and based on Self-reported data.
Cutoffs:	WHO

Infants, 2014-2015



Sample size: 12585

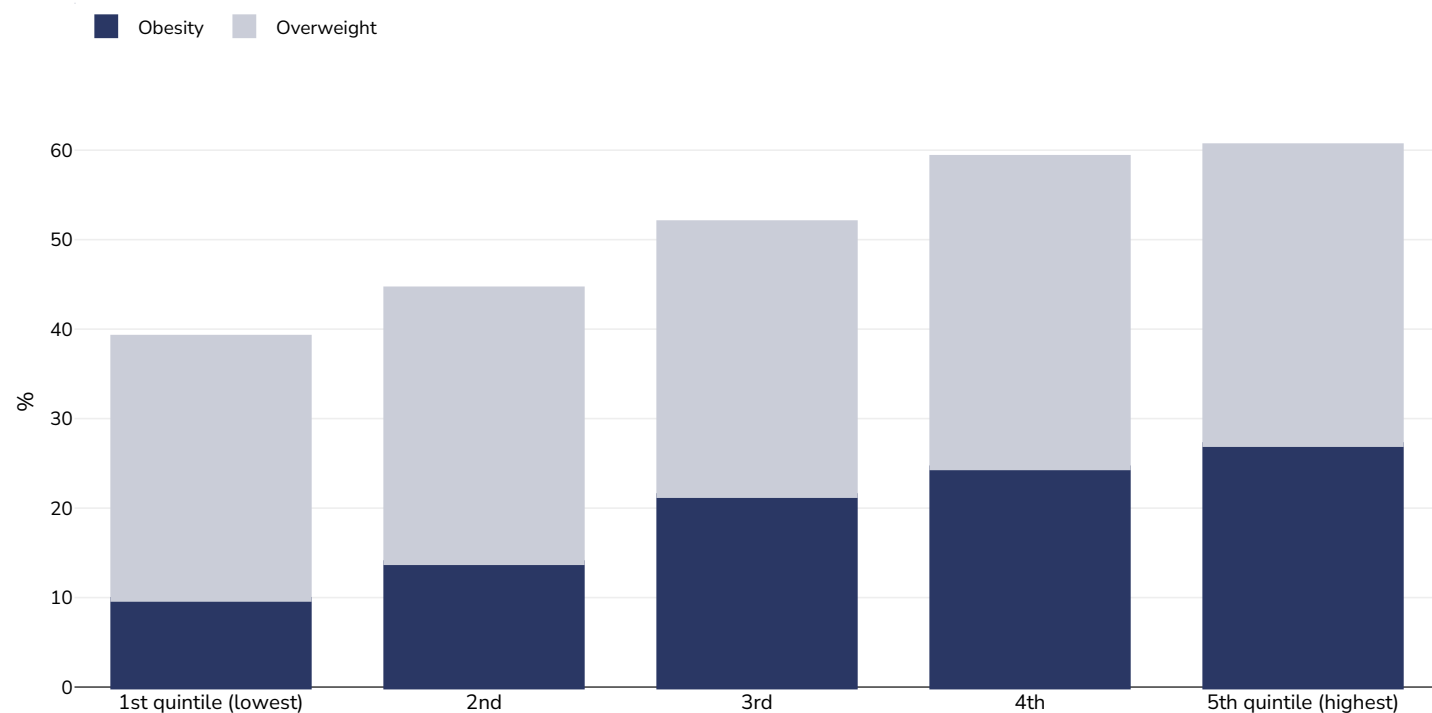
References: DHS: Encuesta Nacional de Salud Materno Infantil 2014-2015. Ciudad de Guatemala, Guatemala, 2015.

Notes: UNICEF/WHO/World Bank Joint Child Malnutrition Estimates Expanded Database: Overweight (Survey Estimates), May 2023, New York. For more information about the methodology, please consult <https://data.unicef.org/resources/jme-2023-country-consultations/> Percentage of children under 5 years of age falling above 2 standard deviations (moderate and severe) from the median weight-for-height of the reference population.

Definitions: =>+2SD

Overweight/obesity by socio-economic group

Women, 2014-2015



Survey type: Measured

Age: 15-49

Sample size: 23891

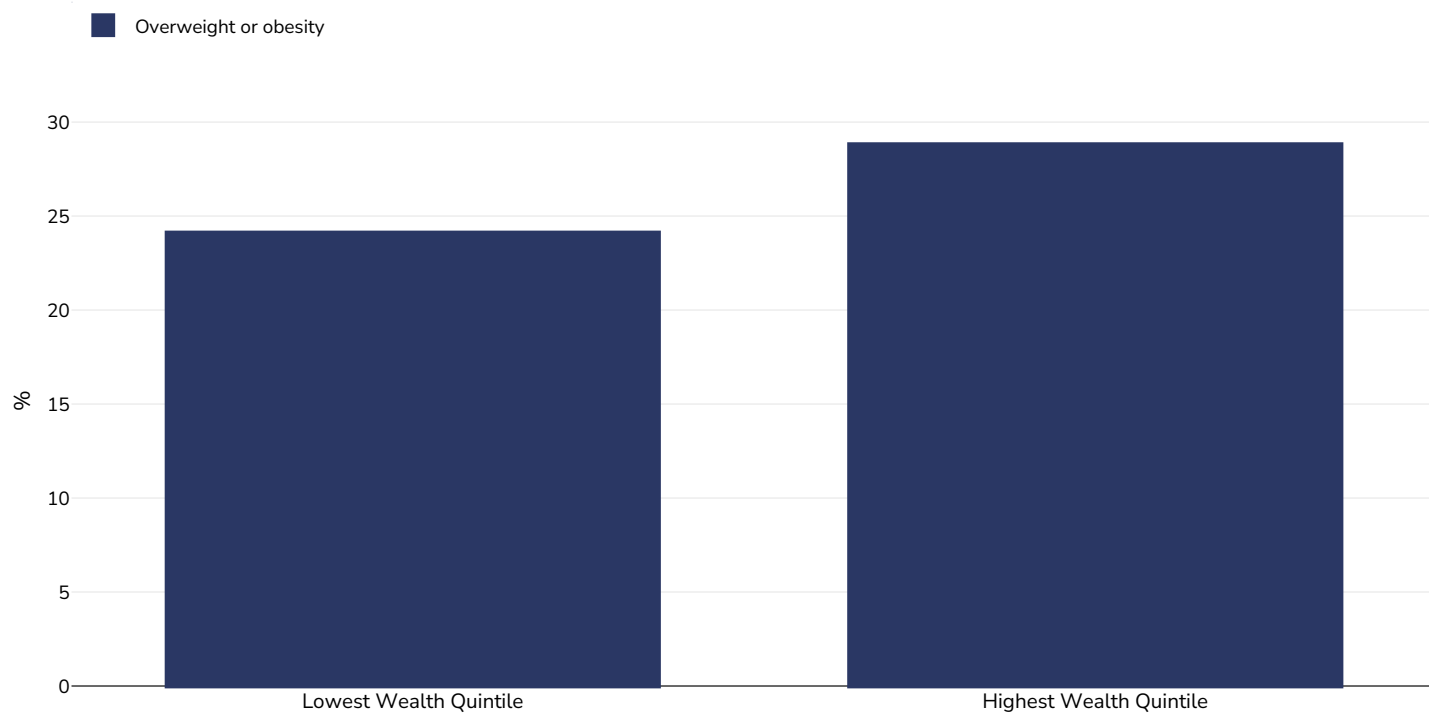
Area covered: National

References: Ministerio de Salud Pública y Asistencia Social - MSPAS/Guatemala, Instituto Nacional de Estadística - INE/Guatemala, Secretaría de Planificación y Programación de la Presidencia - Segeplán/Guatemala and ICF International. 2017. Encuesta Nacional de Salud Materno Infantil 2014-2015: Informe Final. Rockville, Maryland, USA: MSPAS, INE, Segeplán and ICF International.

Notes: Demographic Health Survey data includes ever married women aged 15-49 years only and may include males aged 15-59.

Unless otherwise noted, overweight refers to a BMI between 25kg and 29.9kg/m², obesity refers to a BMI greater than 30kg/m².

Girls, 2014-2015



Survey type: Measured

Age: 15-19

Sample size: 4487

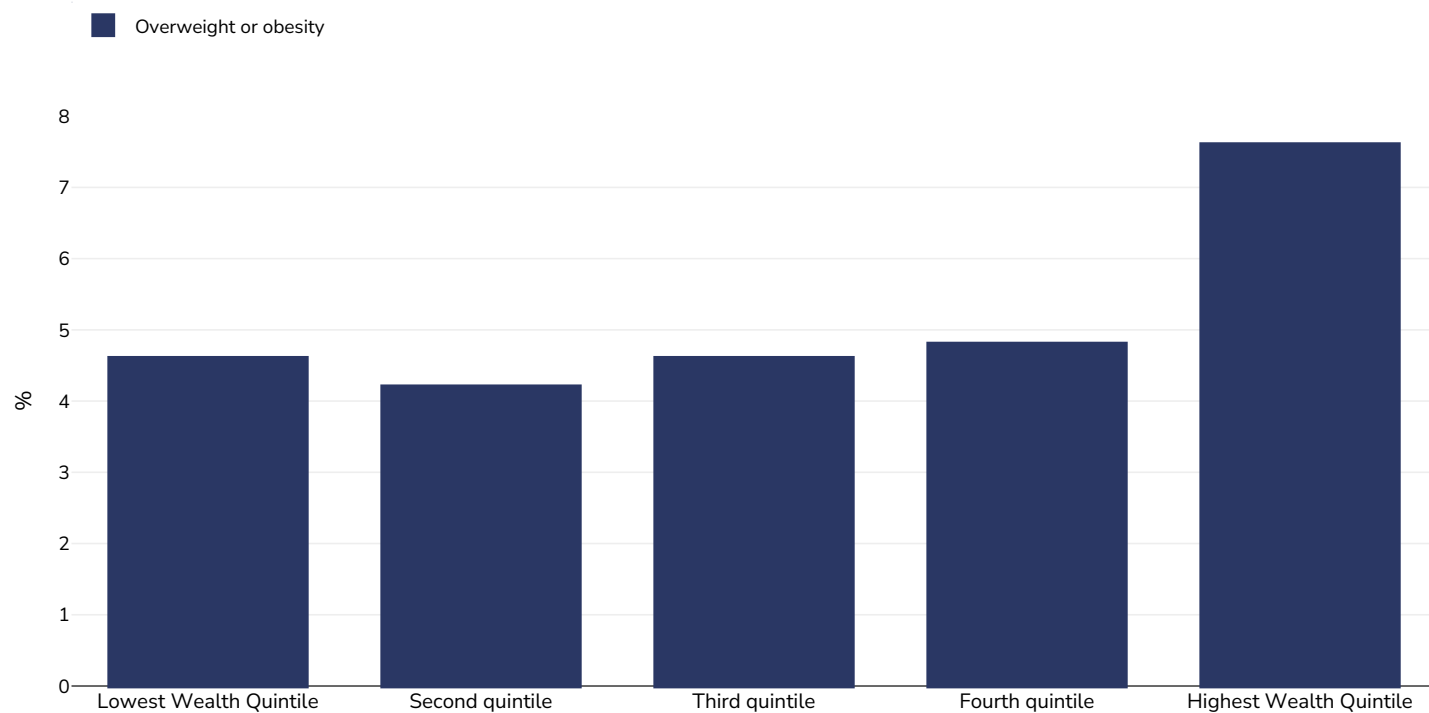
Area covered: National

References: Benedict, Rukundo K., Allison Schmale, and Sorrel Namaste. 2018. Adolescent Nutrition 2000-2017: DHS Data on Adolescents Age 15-19. DHS Comparative Report No. 47. Rockville, Maryland, USA: ICF. Ministerio de Salud Pública y Asistencia Social - MSPAS/Guatemala, Instituto Nacional de Estadística - INE/Guatemala, Secretaría de Planificación y Programación del la Presidencia - Segeplán/Guatemala and ICF International. 2017. Encuesta Nacional de Salud Materno Infantil 2014-2015: Informe Final. Rockville, Maryland, USA: MSPAS, INE, Segeplán and ICF International.

Definitions: BMI for age: between +1 SD and +2 SD is overweight and greater than +2 SD is obesity

Cutoffs: WHO 2007

Infants, 2014-2015



Sample size: 12585

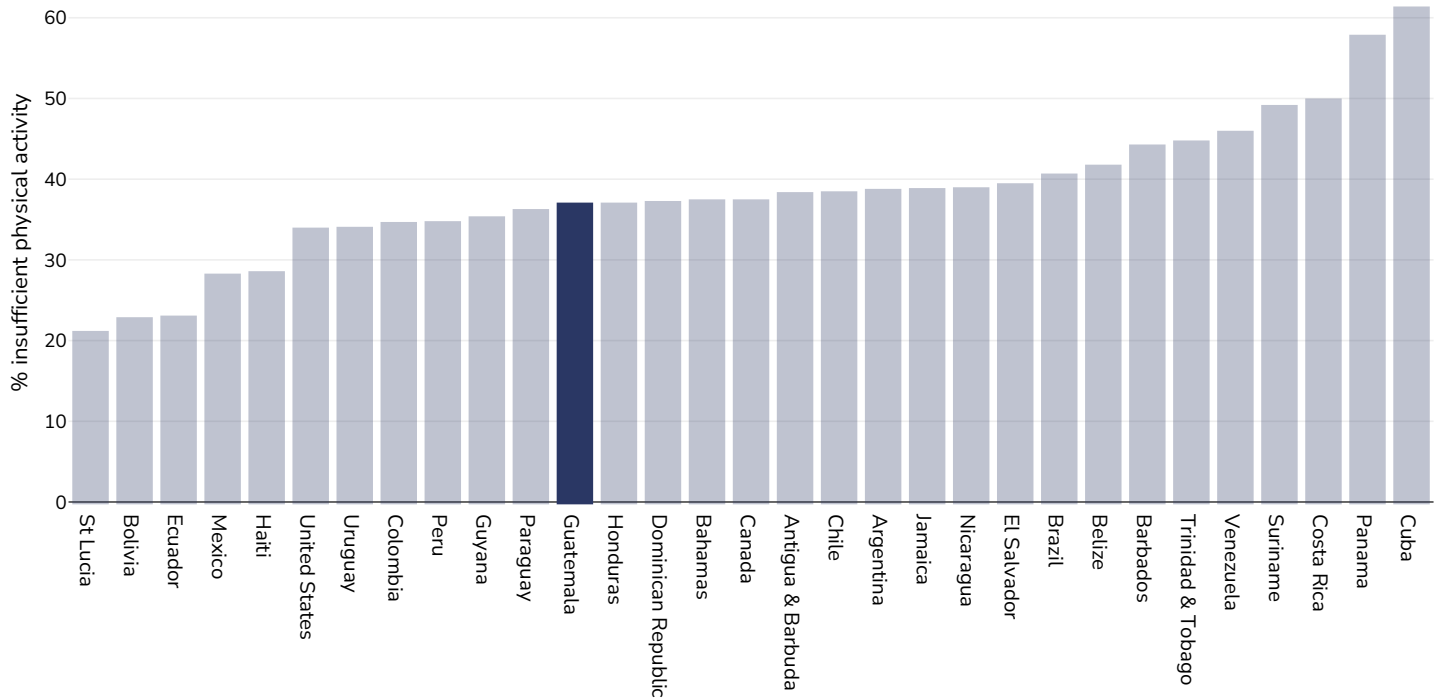
References: DHS: Encuesta Nacional de Salud Materno Infantil 2014-2015. Ciudad de Guatemala, Guatemala, 2015.

Notes: UNICEF/WHO/World Bank Joint Child Malnutrition Estimates Expanded Database: Overweight (Survey Estimates), May 2023, New York. For more information about the methodology, please consult <https://data.unicef.org/resources/jme-2023-country-consultations/> Percentage of children under 5 years of age falling above 2 standard deviations (moderate and severe) from the median weight-for-height of the reference population.

Definitions: =>+2SD

Insufficient physical activity

Adults, 2022



Survey type: Self-reported

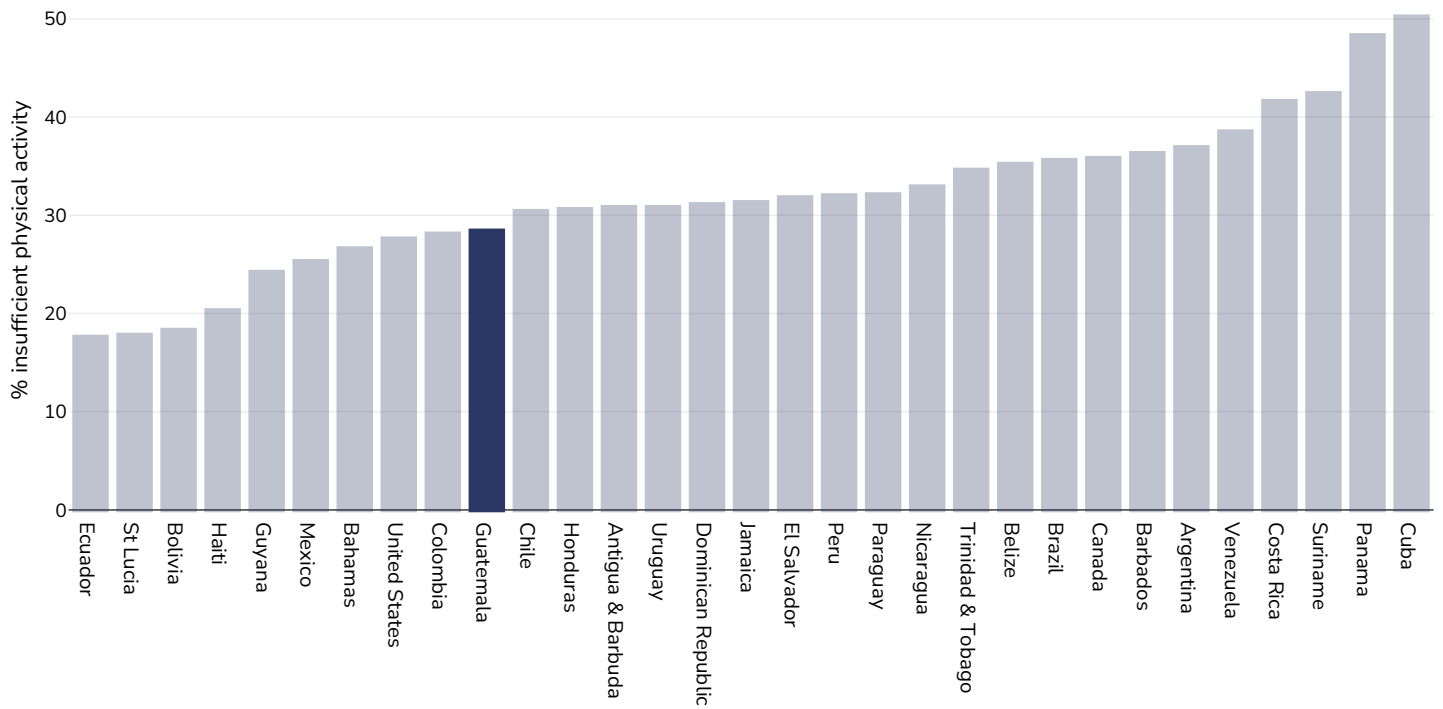
Age: 18+

Area covered: National

References: WHO (2024). Prevalence of insufficient physical activity among adults aged 18-years age-standardized estimate in 2022. Available at [https://www.who.int/data/gho/data/indicators/indicator-details/GHO/prevalence-of-insufficient-physical-activity-among-adults-aged-18-years-\(age-standardized-estimate\)-\(-\)](https://www.who.int/data/gho/data/indicators/indicator-details/GHO/prevalence-of-insufficient-physical-activity-among-adults-aged-18-years-(age-standardized-estimate)-(-))

Definitions: Percent of population attaining less than 150 minutes of moderate-intensity physical activity per week, or less than 75 minutes of vigorous-intensity physical activity per week, or equivalent.

Men, 2022



Survey type: Self-reported

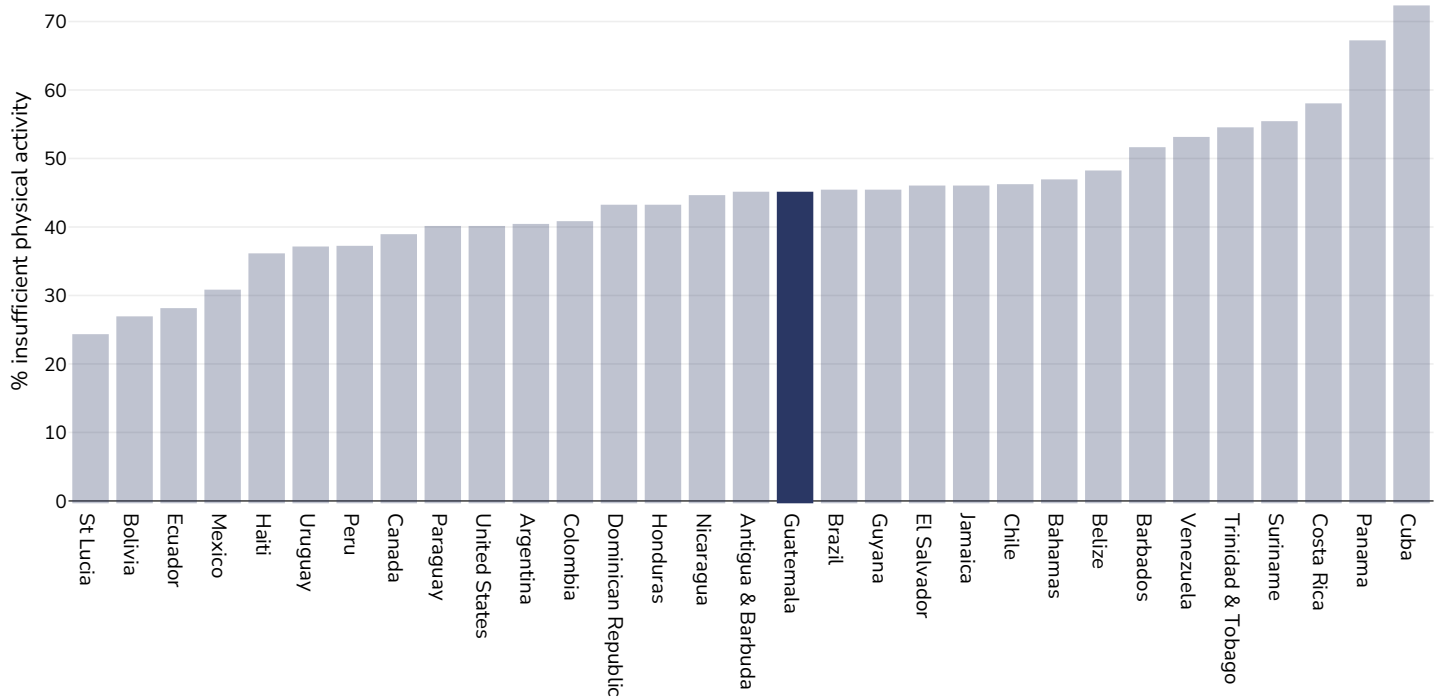
Age: 18+

Area covered: National

References: WHO (2024). Prevalence of insufficient physical activity among adults aged 18-years age-standardized estimate in 2022. Available at [https://www.who.int/data/gho/data/indicators/indicator-details/GHO/prevalence-of-insufficient-physical-activity-among-adults-aged-18-years-\(age-standardized-estimate\)-\(-\)](https://www.who.int/data/gho/data/indicators/indicator-details/GHO/prevalence-of-insufficient-physical-activity-among-adults-aged-18-years-(age-standardized-estimate)-(-))

Definitions: Percent of population attaining less than 150 minutes of moderate-intensity physical activity per week, or less than 75 minutes of vigorous-intensity physical activity per week, or equivalent.

Women, 2022



Survey type: Self-reported

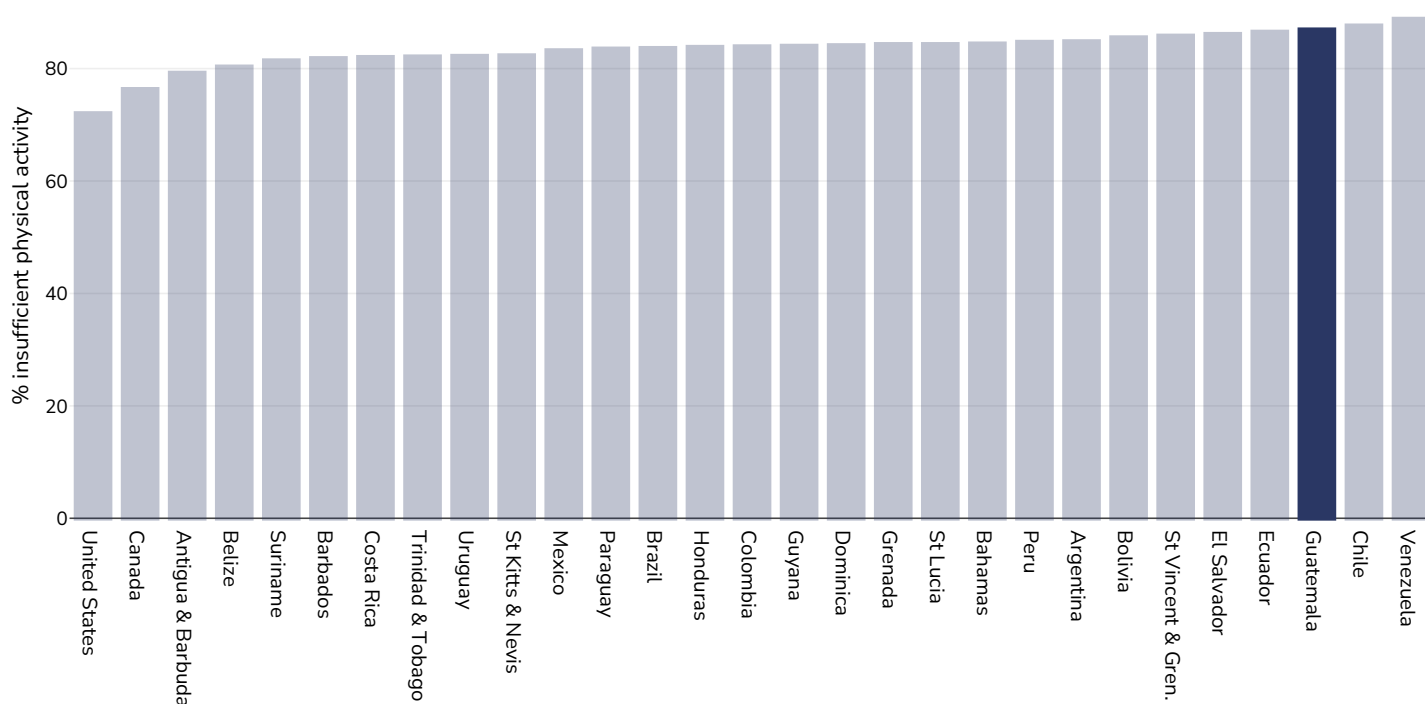
Age: 18+

Area covered: National

References: WHO (2024). Prevalence of insufficient physical activity among adults aged 18-years age-standardized estimate in 2022. Available at [https://www.who.int/data/gho/data/indicators/indicator-details/GHO/prevalence-of-insufficient-physical-activity-among-adults-aged-18-years-\(age-standardized-estimate\)-\(-\)](https://www.who.int/data/gho/data/indicators/indicator-details/GHO/prevalence-of-insufficient-physical-activity-among-adults-aged-18-years-(age-standardized-estimate)-(-))

Definitions: Percent of population attaining less than 150 minutes of moderate-intensity physical activity per week, or less than 75 minutes of vigorous-intensity physical activity per week, or equivalent.

Children, 2016



Survey type:

Self-reported

Age:

11-17

References:

Global Health Observatory data repository, World Health Organisation, <https://apps.who.int/gho/data/node.main.A893ADO?lang=en> (last accessed 16.03.21)

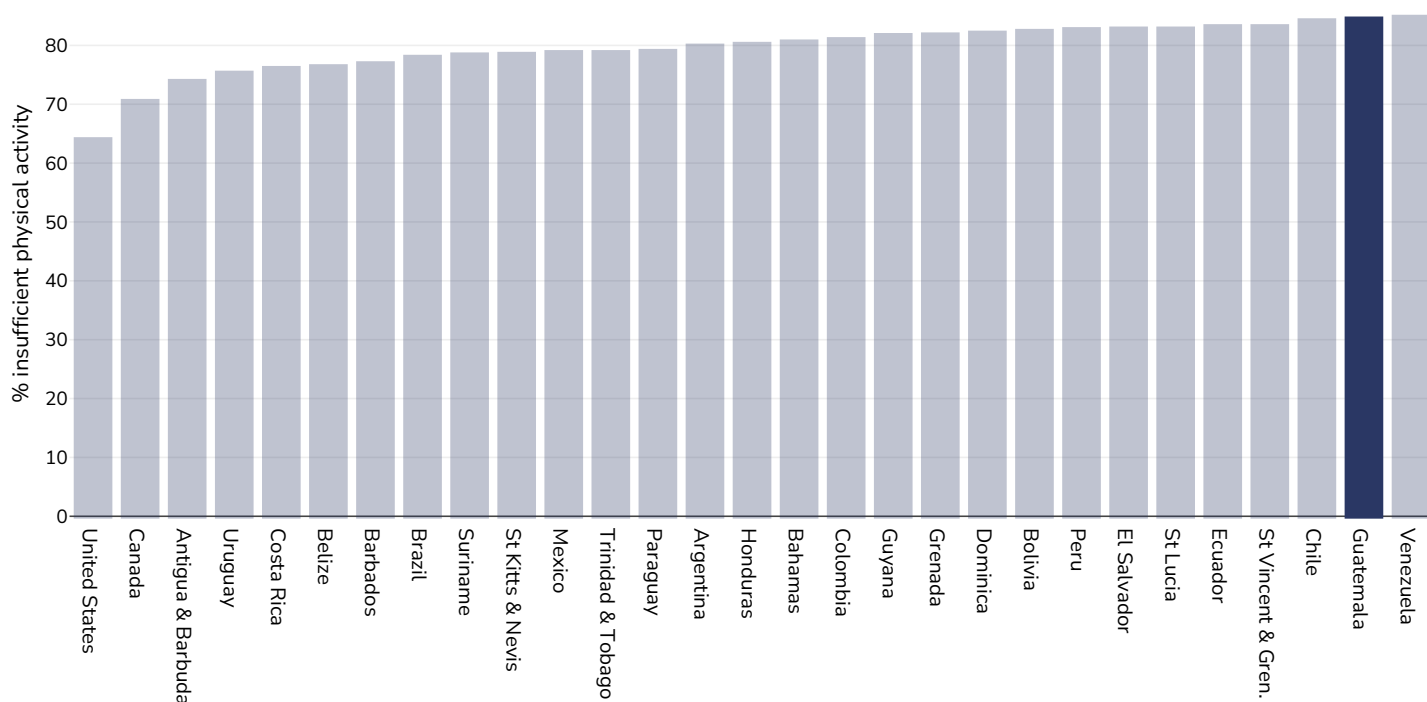
Notes:

% of school going adolescents not meeting WHO recommendations on Physical Activity for Health, i.e. doing less than 60 minutes of moderate- to vigorous-intensity physical activity daily.

Definitions:

% Adolescents insufficiently active (age standardised estimate)

Boys, 2016



Survey type: Self-reported

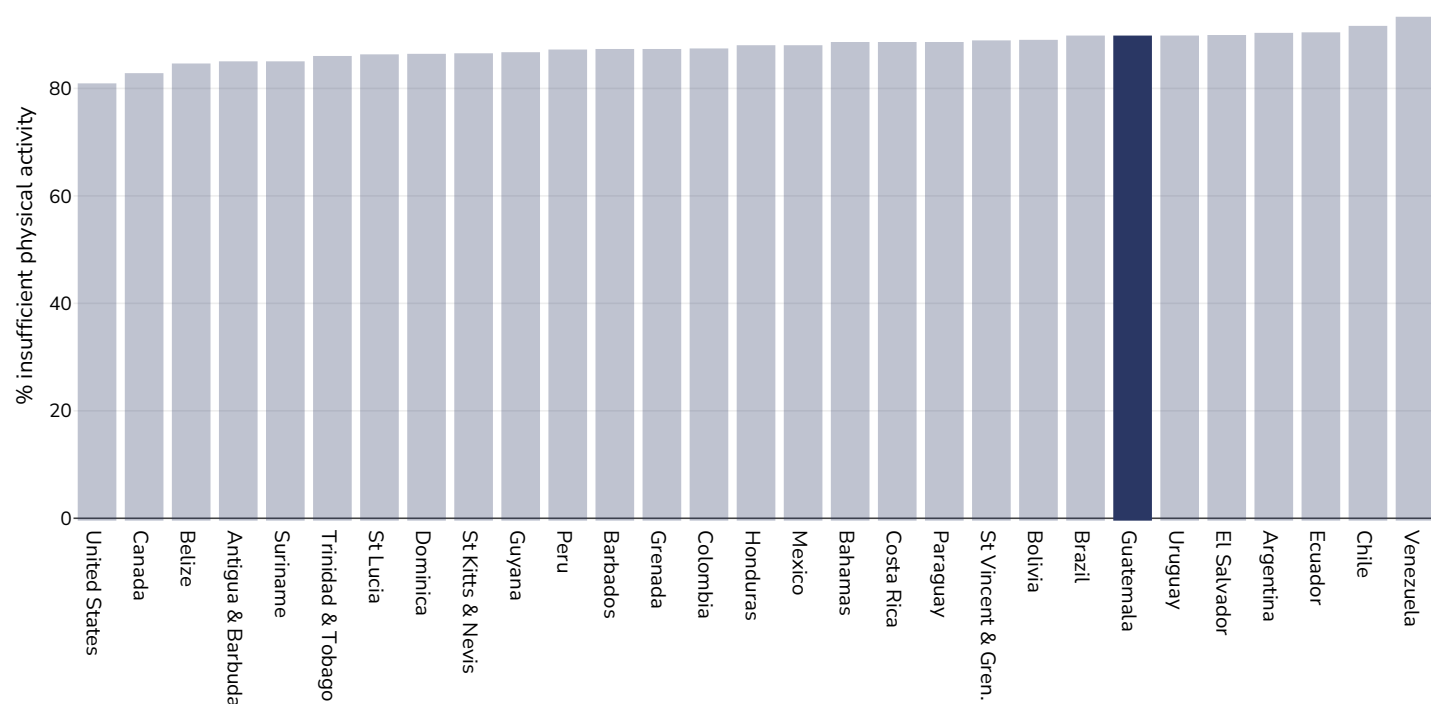
Age: 11-17

References: Global Health Observatory data repository, World Health Organisation, <https://apps.who.int/gho/data/node.main.A893ADO?lang=en> (last accessed 16.03.21)

Notes: % of school going adolescents not meeting WHO recommendations on Physical Activity for Health, i.e. doing less than 60 minutes of moderate- to vigorous-intensity physical activity daily.

Definitions: % Adolescents insufficiently active (age standardised estimate)

Girls, 2016



Survey type: Self-reported

Age: 11-17

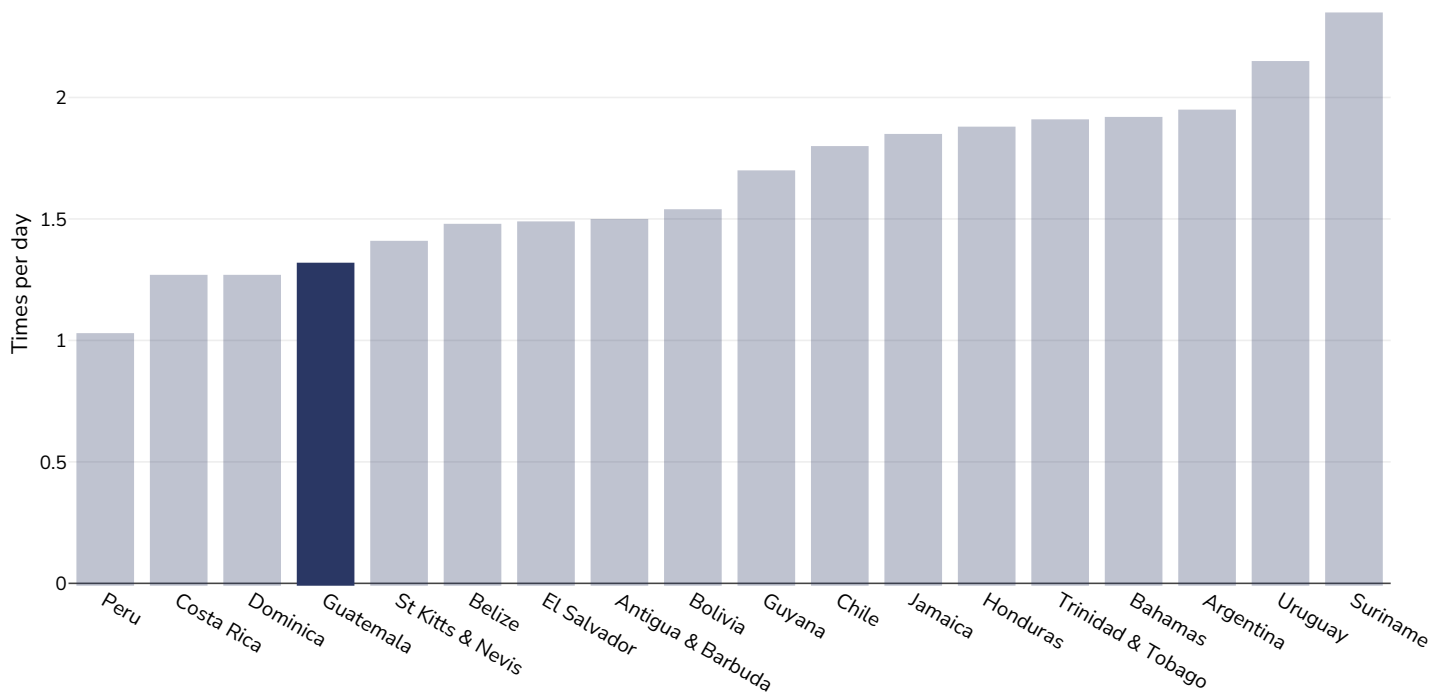
References: Global Health Observatory data repository, World Health Organisation, <https://apps.who.int/gho/data/node.main.A893ADO?lang=en> (last accessed 16.03.21)

Notes: % of school going adolescents not meeting WHO recommendations on Physical Activity for Health, i.e. doing less than 60 minutes of moderate- to vigorous-intensity physical activity daily.

Definitions: % Adolescents insufficiently active (age standardised estimate)

Average daily frequency of carbonated soft drink consumption

Children, 2009-2015



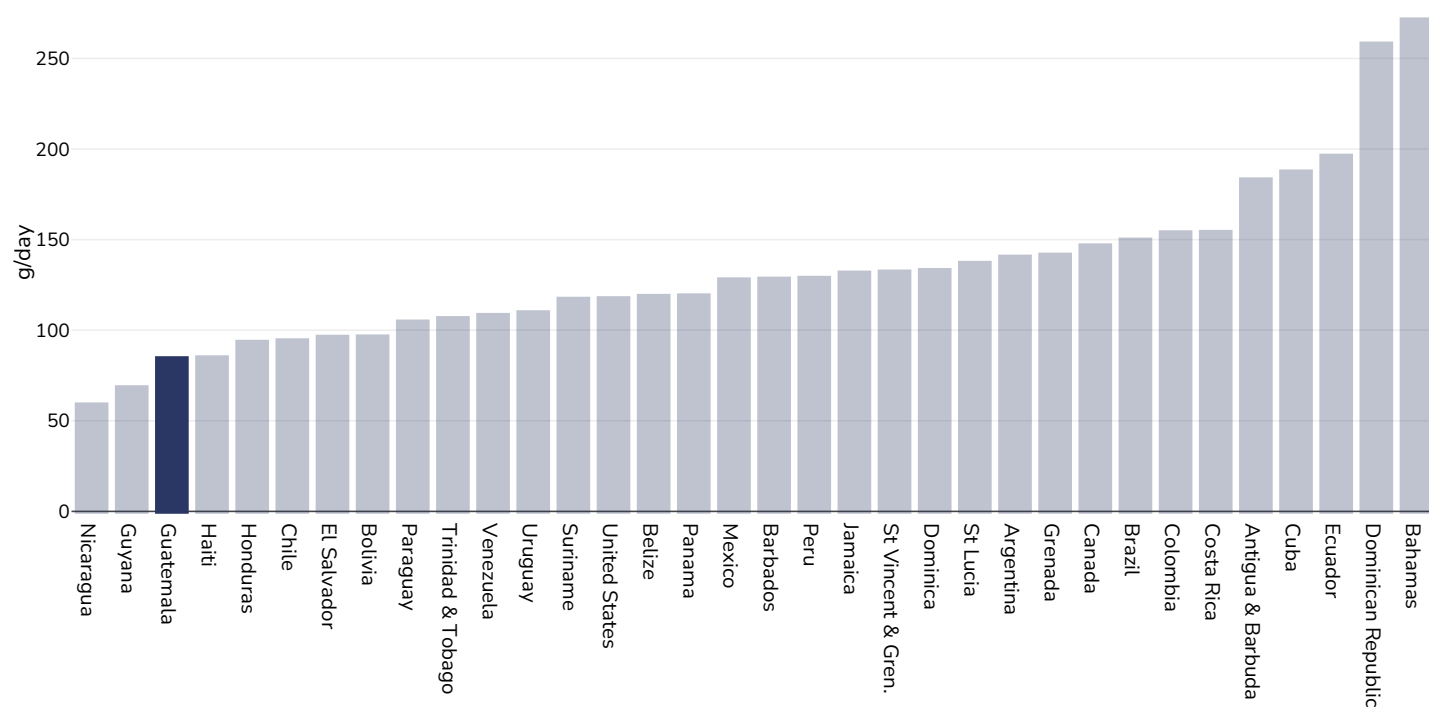
Survey type: Measured

Age: 12-17

References: Beal et al. (2019). Global Patterns of Adolescent Fruit, Vegetable, Carbonated Soft Drink, and Fast-food consumption: A meta-analysis of global school-based student health surveys. Food and Nutrition Bulletin. <https://doi.org/10.1177/0379572119848287> sourced from Food Systems Dashboard <http://www.foodsystemsdashboard.org/food-system>

Estimated per capita fruit intake

Adults, 2017



Survey type:

Measured

Age:

25+

References:

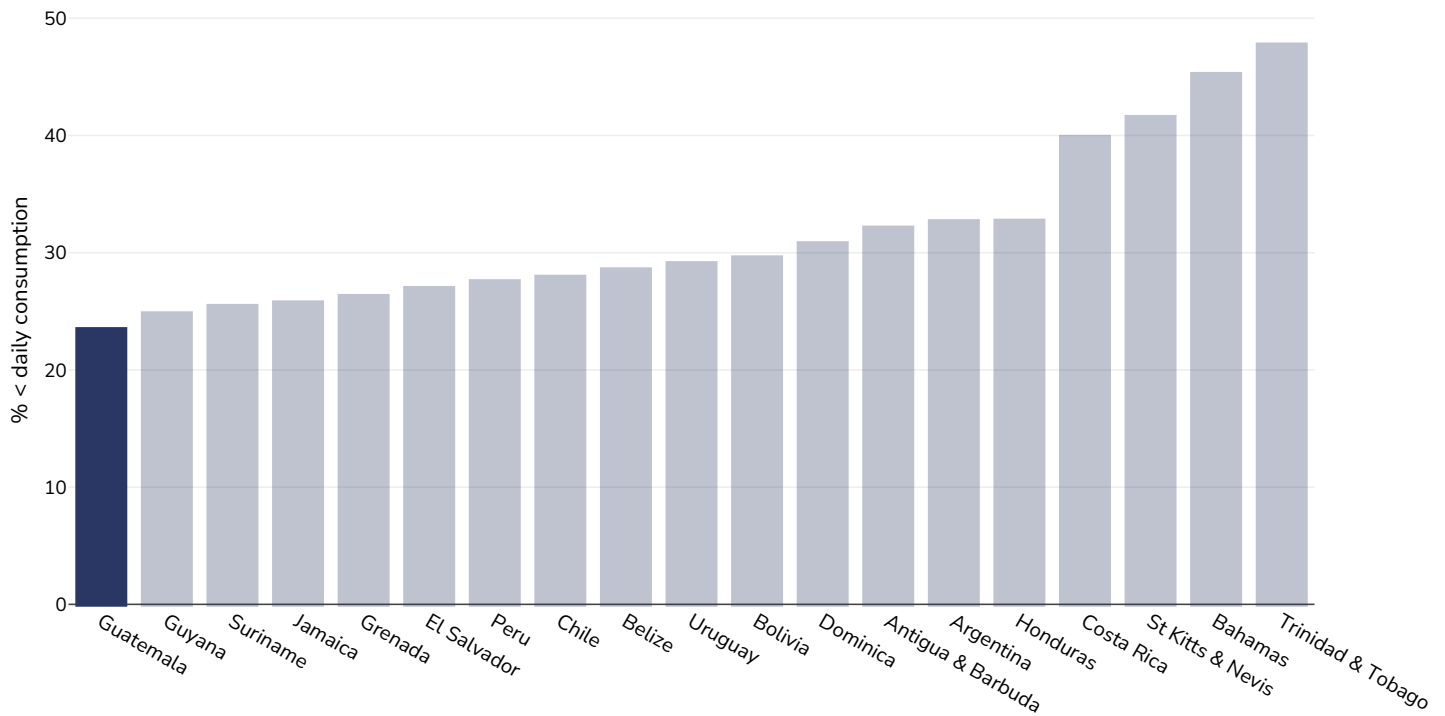
Global Burden of Disease, the Institute for Health Metrics and Evaluation <http://ghdx.healthdata.org/>

Definitions:

Estimated per-capita fruit intake (g/day)

Prevalence of less than daily fruit consumption

Children, 2009-2015



Survey type: Measured

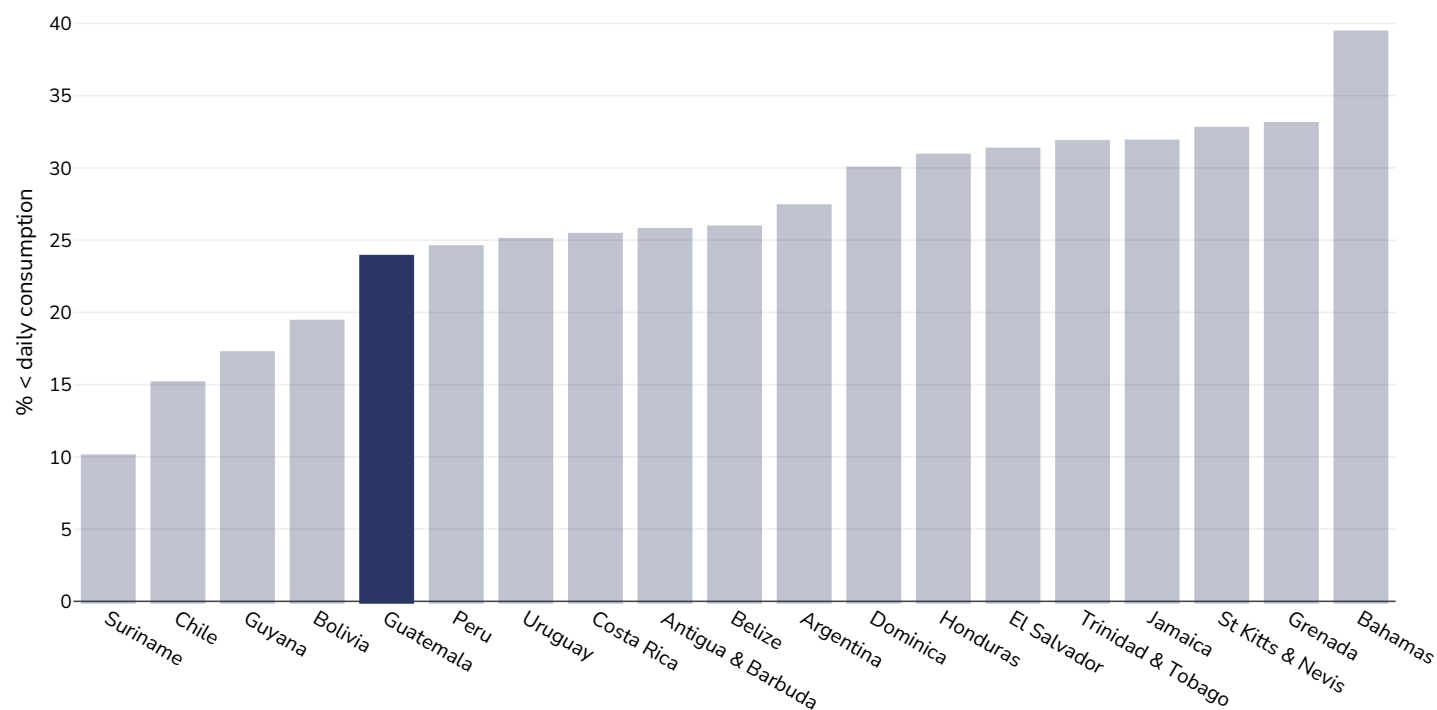
Age: 12-17

References: Global School-based Student Health Surveys. Beal et al (2019). Global Patterns of Adolescent Fruit, Vegetable, Carbonated Soft Drink, and Fast-food consumption: A meta-analysis of global school-based student health surveys. Food and Nutrition Bulletin. <https://doi.org/10.1177/0379572119848287>. Sourced from Food Systems Dashboard <http://www.foodsystemsdashboard.org/food-system>

Definitions: Prevalence of less-than-daily fruit consumption (% less-than-daily fruit consumption)

Prevalence of less than daily vegetable consumption

Children, 2009-2015



Survey type: Measured

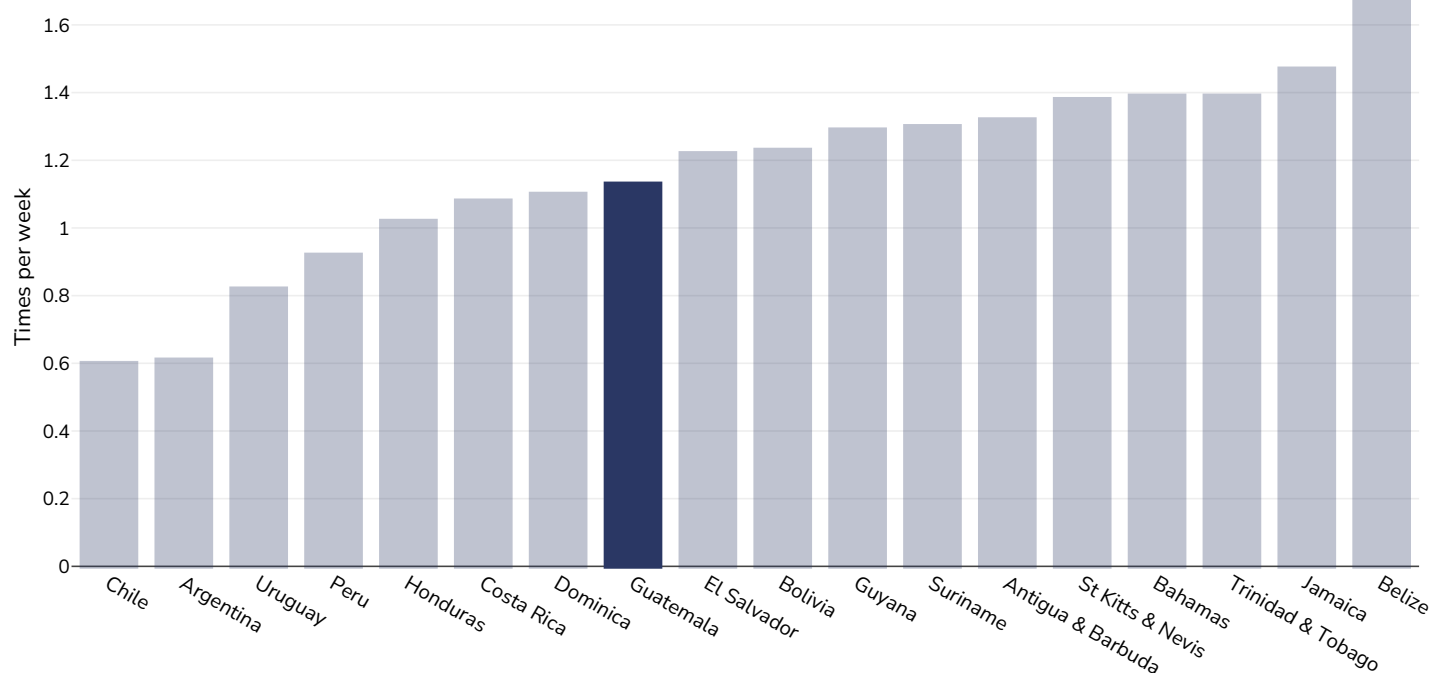
Age: 12-17

References: Beal et al. (2019). Global Patterns of Adolescent Fruit, Vegetable, Carbonated Soft Drink, and Fast-food consumption: A meta-analysis of global school-based student health surveys. Food and Nutrition Bulletin. <https://doi.org/10.1177/0379572119848287> sourced from Food Systems Dashboard <http://www.foodsystemsdashboard.org/food-system>

Definitions: Prevalence of less-than-daily vegetable consumption (% less-than-daily vegetable consumption)

Average weekly frequency of fast food consumption

Children, 2009-2015

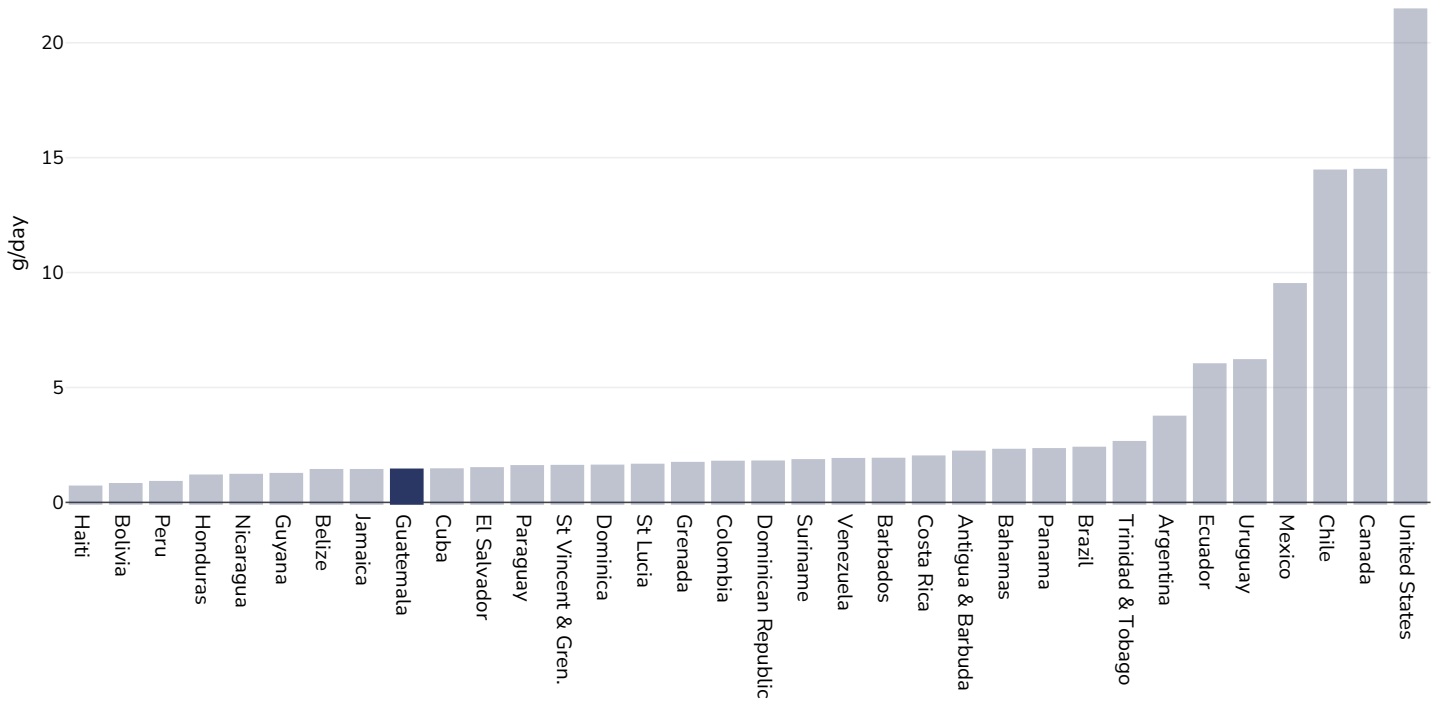


Age: 12-17

References: Beal et al. (2019). Global Patterns of Adolescent Fruit, Vegetable, Carbonated Soft Drink, and Fast-food consumption: A meta-analysis of global school-based student health surveys. Food and Nutrition Bulletin. <https://doi.org/10.1177/0379572119848287> sourced from Food Systems Dashboard <http://www.foodsystemsdashboard.org/food-system>

Estimated per-capita processed meat intake

Adults, 2017



Survey type:

Measured

Age:

25+

References:

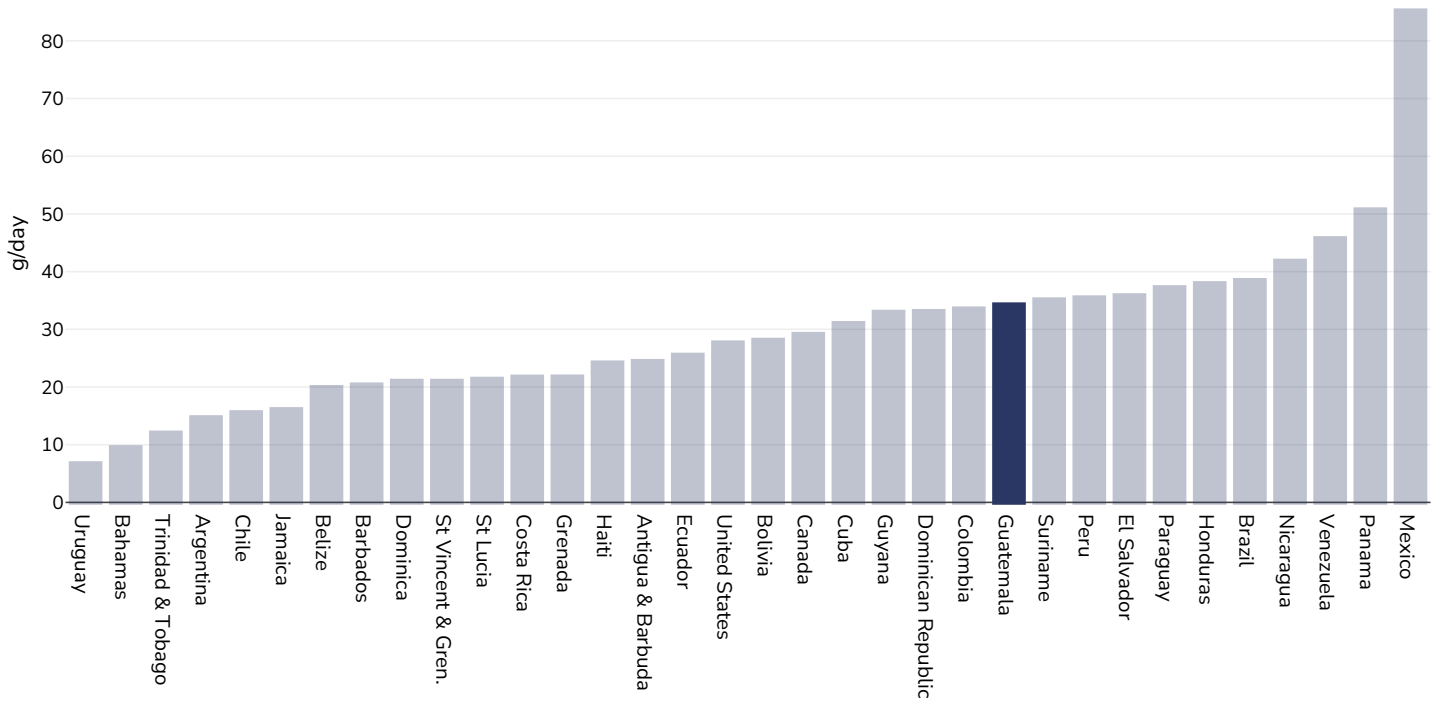
Global Burden of Disease, the Institute for Health Metrics and Evaluation <http://ghdx.healthdata.org/>

Definitions:

Estimated per-capita processed meat intake (g per day)

Estimated per capita whole grains intake

Adults, 2017



Survey type:

Measured

Age:

25+

References:

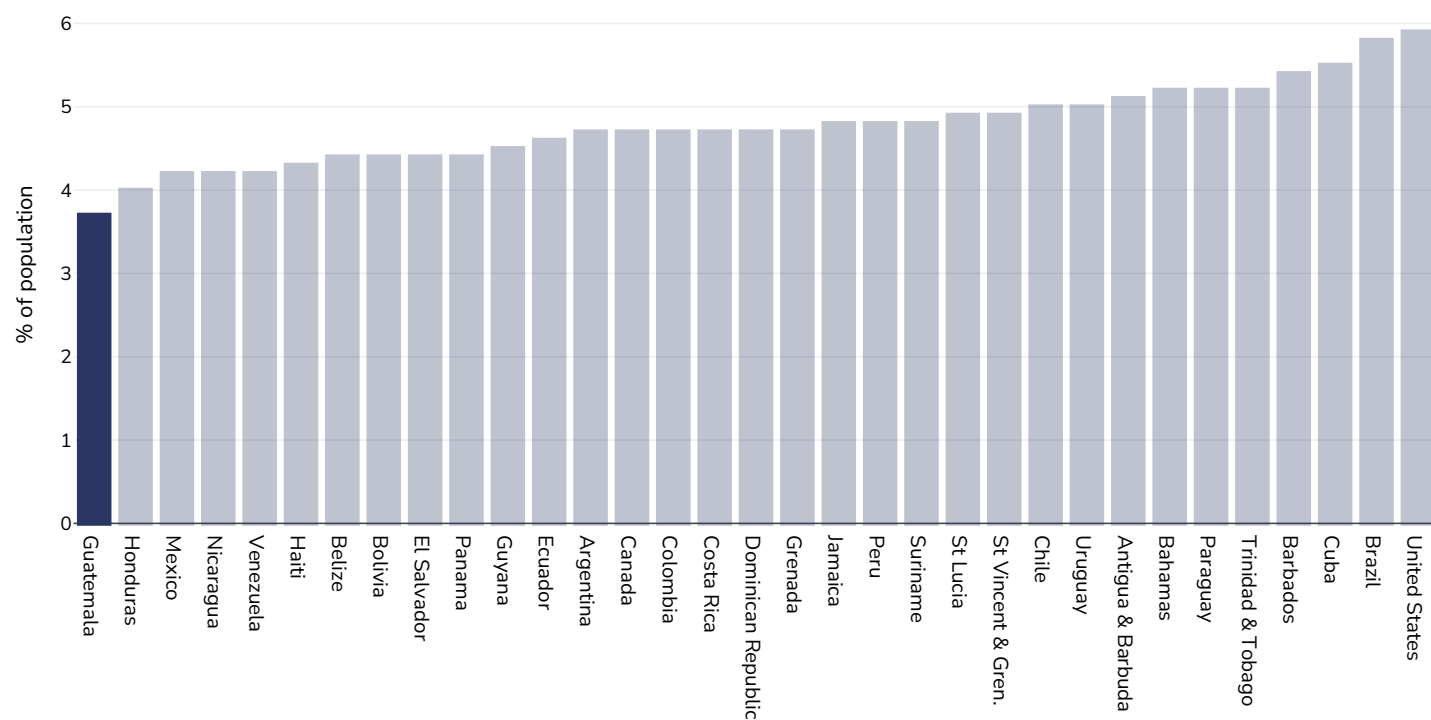
Global Burden of Disease, the Institute for Health Metrics and Evaluation <http://ghdx.healthdata.org/>

Definitions:

Estimated per-capita whole grains intake (g/day)

Mental health - depression disorders

Adults, 2015

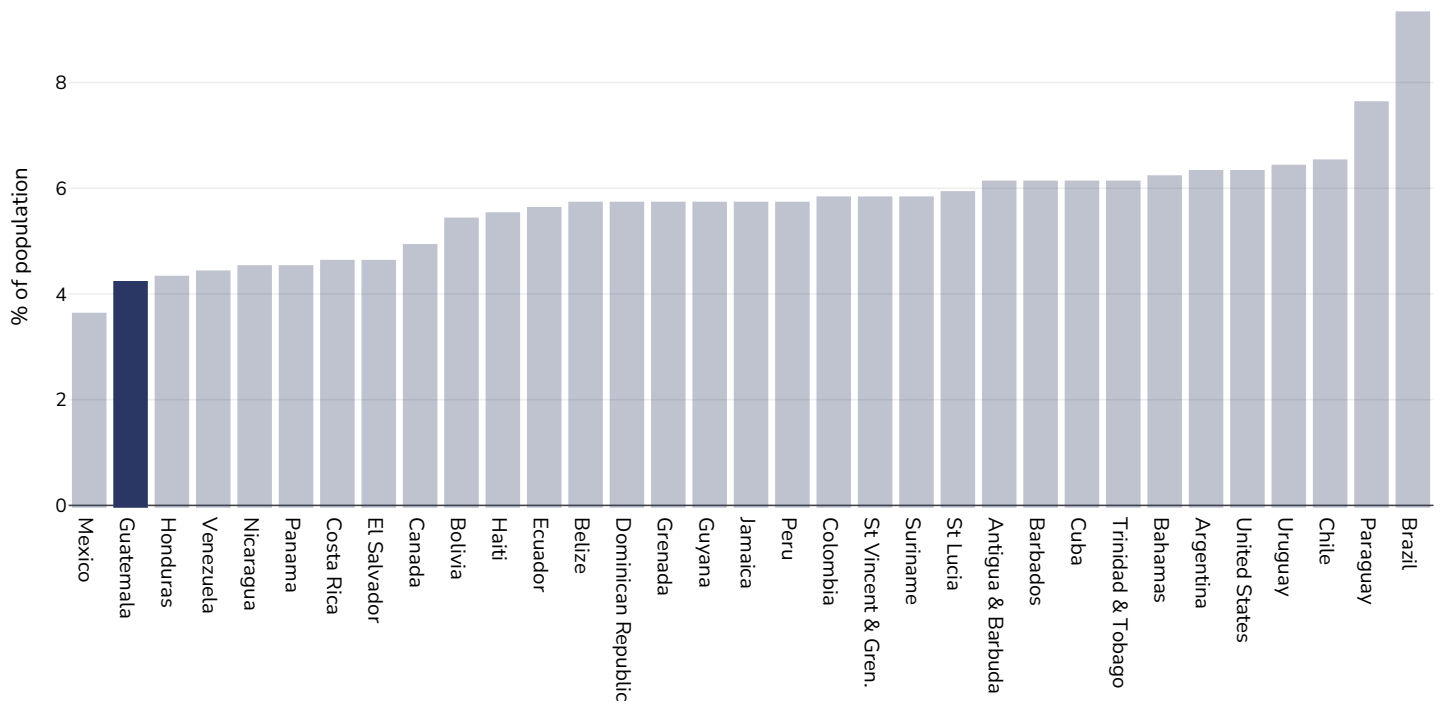


References: Prevalence data from Global Burden of Disease study 2015 (<http://ghdx.healthdata.org>) published in: Depression and Other Common Mental Disorders: Global Health Estimates. Geneva:World Health Organization; 2017. Licence: CC BY-NC-SA 3.0 IGO.

Definitions: % of population with depression disorders

Mental health - anxiety disorders

Adults, 2015

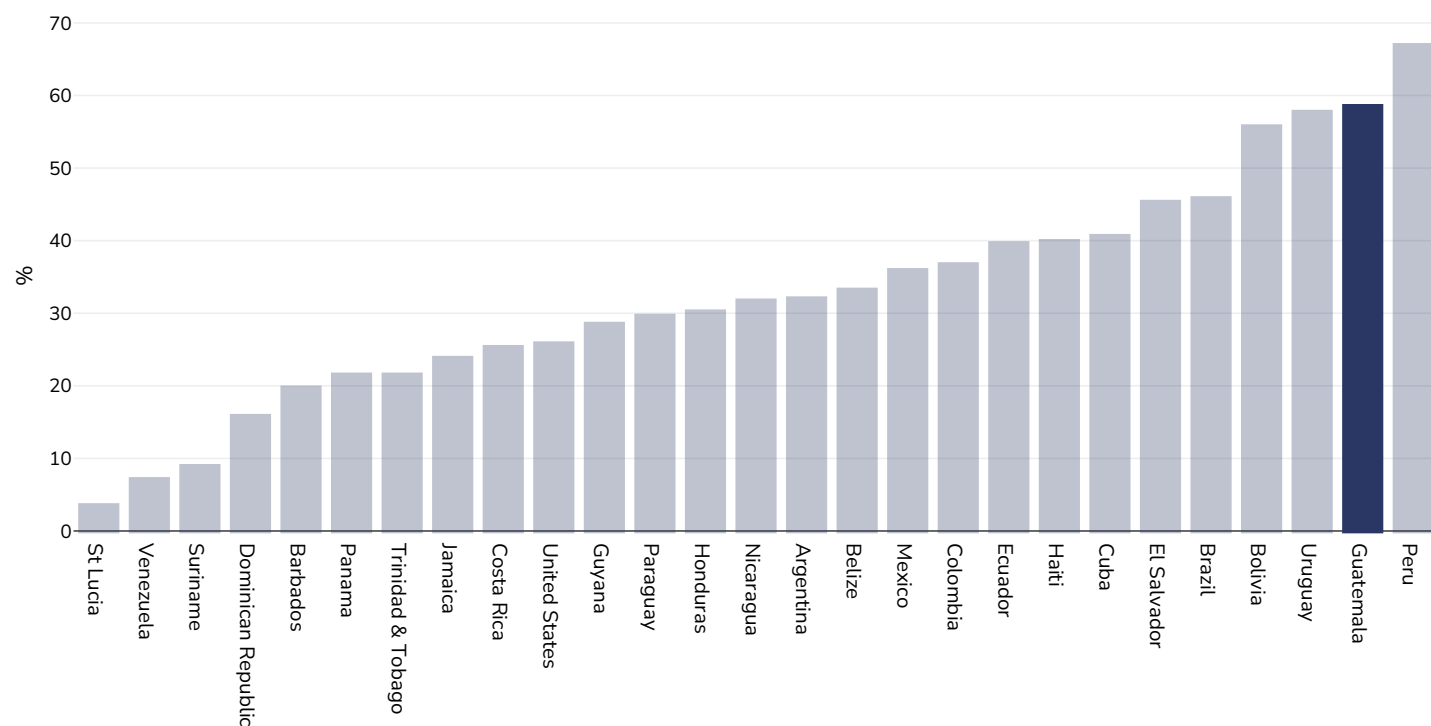


References: Prevalence data from Global Burden of Disease study 2015 (<http://ghdx.healthdata.org>) published in: Depression and Other Common Mental Disorders: Global Health Estimates. Geneva:World Health Organization; 2017. Licence: CC BY-NC-SA 3.0 IGO.

Definitions: % of population with anxiety disorders

% Infants exclusively breastfed 0-5 months

Infants, 1998-2022



References:


Informe de la Línea de Base de la Gran Cruzada Nacional por la Nutrición 2022

Notes:

Full details are available. Original citation United Nations Children's Fund, Division of Data, Analysis, Planning and Monitoring (2023). Global UNICEF Global Databases: Infant and Young Child Feeding: Exclusive breastfeeding, New York, October 2023.

Oesophageal cancer

Men, 2022




Age: 20+

Area covered: National

References: Ferlay J, Ervik M, Lam F, Laversanne M, Colombet M, Mery L, Piñeros M, Znaor A, Soerjomataram I, Bray F (2024). Global Cancer Observatory: Cancer Today. Lyon, France: International Agency for Research on Cancer. Available from: <https://gco.iarc.who.int/today>, accessed [16.07.24]

Definitions: Incidence per 100,000

Women, 2022



Age: 20+

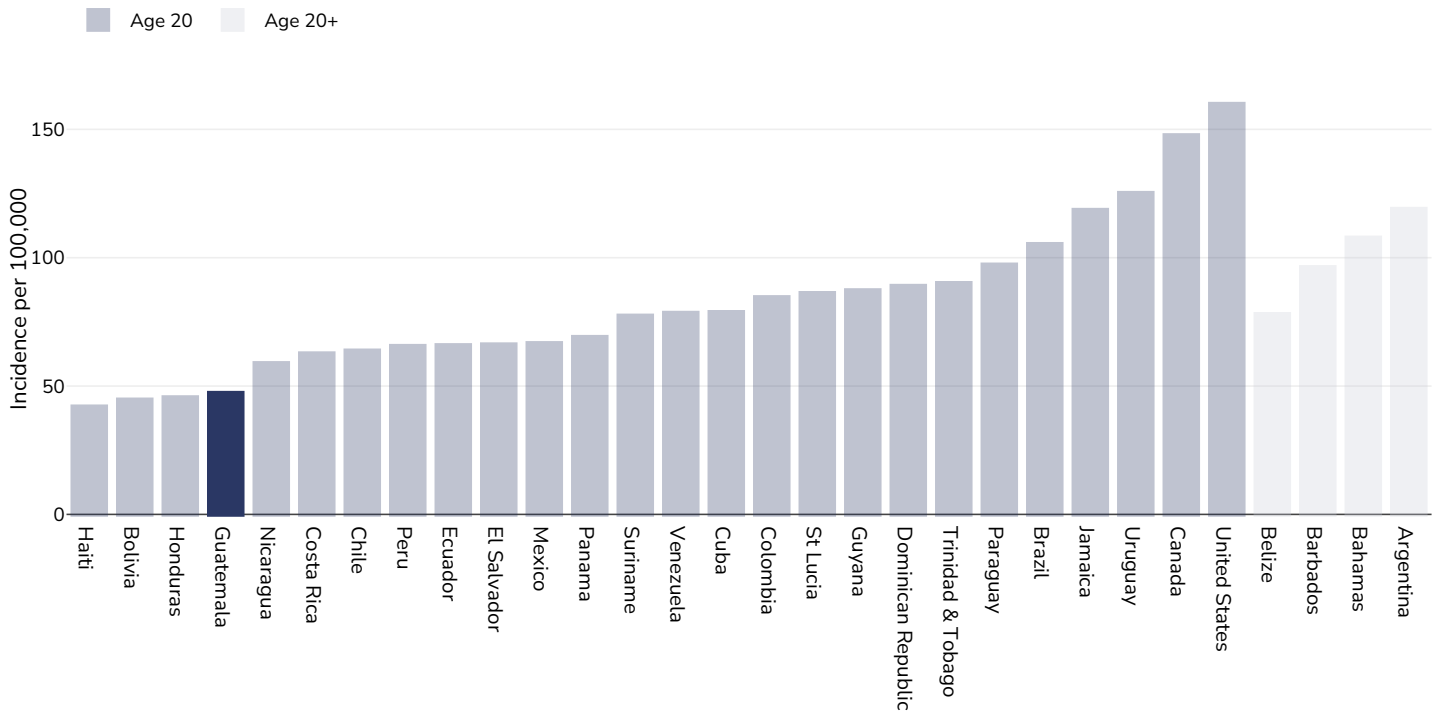
Area covered: National

References: Ferlay J, Ervik M, Lam F, Laversanne M, Colombet M, Mery L, Piñeros M, Znaor A, Soerjomataram I, Bray F (2024). Global Cancer Observatory: Cancer Today. Lyon, France: International Agency for Research on Cancer. Available from: <https://gco.iarc.who.int/today>, accessed [16.07.24]

Definitions: Incidence per 100,000

Breast cancer

Women, 2022




Area covered: National

References: Ferlay J, Ervik M, Lam F, Laversanne M, Colombet M, Mery L, Piñeros M, Znaor A, Soerjomataram I, Bray F (2024). Global Cancer Observatory: Cancer Today. Lyon, France: International Agency for Research on Cancer. Available from: <https://gco.iarc.who.int/today>, accessed [16.07.24]

Definitions: Incidence per 100,000

Colorectal cancer

Men, 2022




Age: 20+

Area covered: National

References: Ferlay J, Ervik M, Lam F, Laversanne M, Colombet M, Mery L, Piñeros M, Znaor A, Soerjomataram I, Bray F (2024). Global Cancer Observatory: Cancer Today. Lyon, France: International Agency for Research on Cancer. Available from: <https://gco.iarc.who.int/today>, accessed [16.07.24]

Definitions: Incidence per 100,000

Women, 2022



Age: 20+


Area covered: National

References: Ferlay J, Ervik M, Lam F, Laversanne M, Colombet M, Mery L, Piñeros M, Znaor A, Soerjomataram I, Bray F (2024). Global Cancer Observatory: Cancer Today. Lyon, France: International Agency for Research on Cancer. Available from: <https://gco.iarc.who.int/today>, accessed [16.07.24]

Definitions: Incidence per 100,000

Pancreatic cancer

Men, 2022




Age: 20+

Area covered: National

References: Ferlay J, Ervik M, Lam F, Laversanne M, Colombet M, Mery L, Piñeros M, Znaor A, Soerjomataram I, Bray F (2024). Global Cancer Observatory: Cancer Today. Lyon, France: International Agency for Research on Cancer. Available from: <https://gco.iarc.who.int/today>, accessed [16.07.24]

Definitions: Incidence per 100,000

Women, 2022



Age: 20+


Area covered: National

References: Ferlay J, Ervik M, Lam F, Laversanne M, Colombet M, Mery L, Piñeros M, Znaor A, Soerjomataram I, Bray F (2024). Global Cancer Observatory: Cancer Today. Lyon, France: International Agency for Research on Cancer. Available from: <https://gco.iarc.who.int/today>, accessed [16.07.24]

Definitions: Incidence per 100,000

Gallbladder cancer

Men, 2022



Age: 20+

Area covered: National

References: Ferlay J, Ervik M, Lam F, Laversanne M, Colombet M, Mery L, Piñeros M, Znaor A, Soerjomataram I, Bray F (2024). Global Cancer Observatory: Cancer Today. Lyon, France: International Agency for Research on Cancer. Available from: <https://gco.iarc.who.int/today>, accessed [16.07.24]

Definitions: Incidence per 100,000

Women, 2022



Age: 20+


Area covered: National

References: Ferlay J, Ervik M, Lam F, Laversanne M, Colombet M, Mery L, Piñeros M, Znaor A, Soerjomataram I, Bray F (2024). Global Cancer Observatory: Cancer Today. Lyon, France: International Agency for Research on Cancer. Available from: <https://gco.iarc.who.int/today>, accessed [16.07.24]

Definitions: Incidence per 100,000

Kidney cancer

Men, 2022




Age: 20+

Area covered: National

References: Ferlay J, Ervik M, Lam F, Laversanne M, Colombet M, Mery L, Piñeros M, Znaor A, Soerjomataram I, Bray F (2024). Global Cancer Observatory: Cancer Today. Lyon, France: International Agency for Research on Cancer. Available from: <https://gco.iarc.who.int/today>, accessed [16.07.24]

Definitions: Incidence per 100,000

Women, 2022



Age: 20+

Area covered: National

References: Ferlay J, Ervik M, Lam F, Laversanne M, Colombet M, Mery L, Piñeros M, Znaor A, Soerjomataram I, Bray F (2024). Global Cancer Observatory: Cancer Today. Lyon, France: International Agency for Research on Cancer. Available from: <https://gco.iarc.who.int/today>, accessed [16.07.24]

Definitions: Incidence per 100,000

Cancer of the uterus

Women, 2022



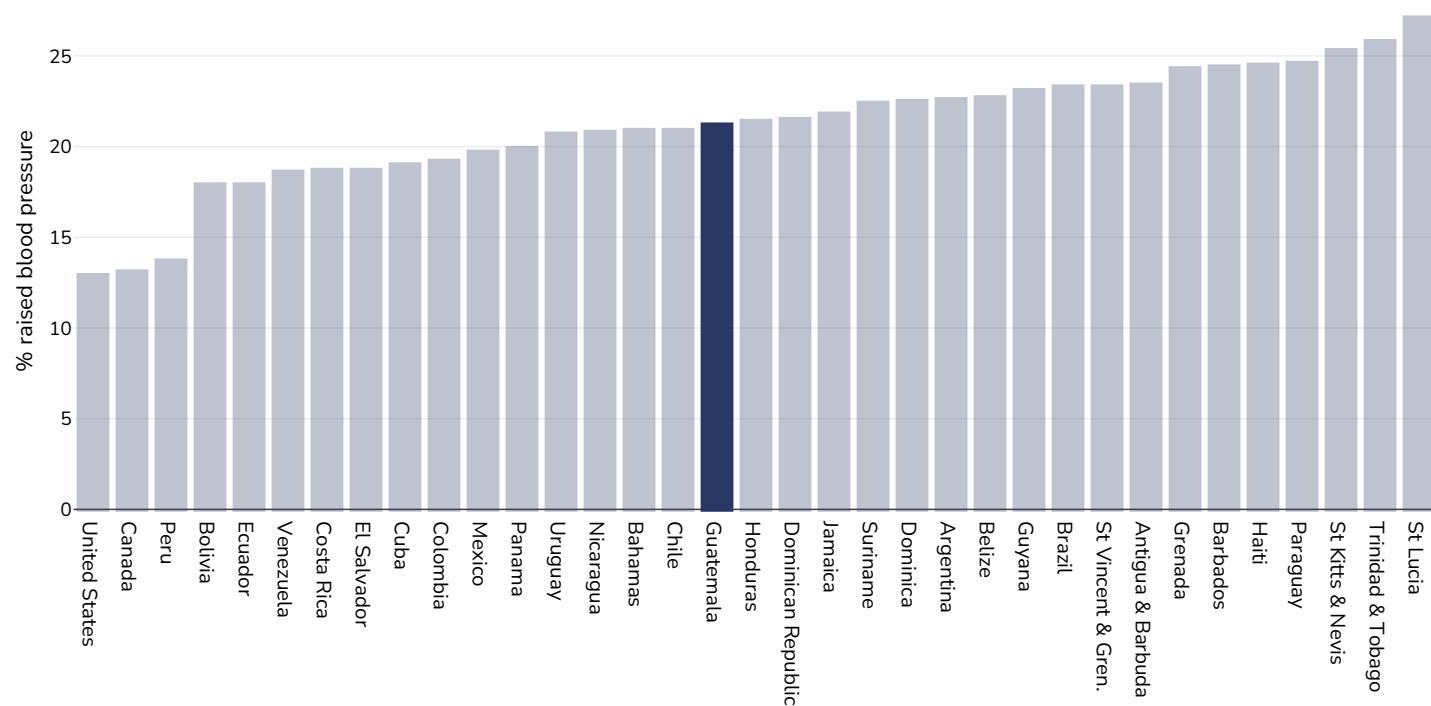
Age: 20+

References: Ferlay J, Ervik M, Lam F, Laversanne M, Colombet M, Mery L, Piñeros M, Znaor A, Soerjomataram I, Bray F (2024). Global Cancer Observatory: Cancer Today. Lyon, France: International Agency for Research on Cancer. Available from: <https://gco.iarc.who.int/today>, accessed [16.07.24]

Definitions: Incidence per 100,000

Raised blood pressure

Adults, 2015



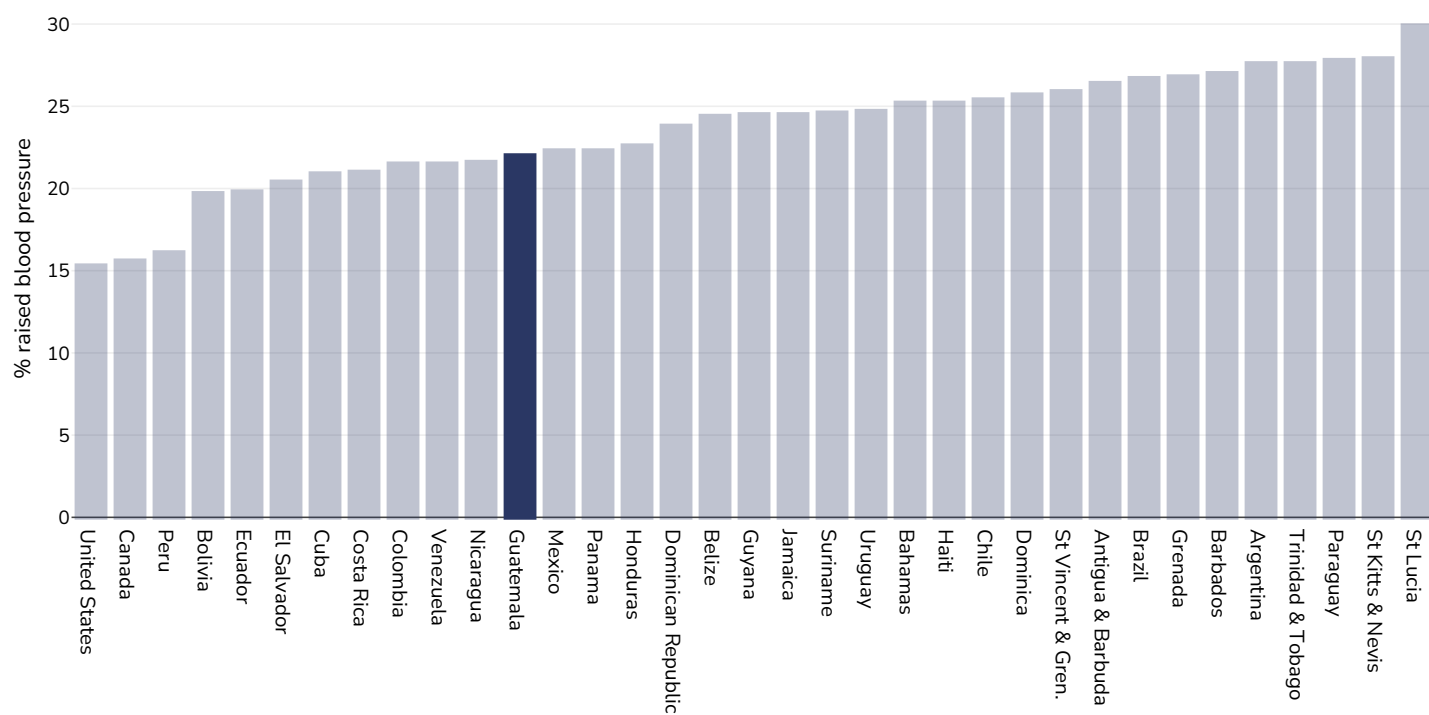
References:

Global Health Observatory data repository, World Health Organisation,
<http://apps.who.int/gho/data/node.main.A875?lang=en>

Definitions:

Age Standardised estimated % Raised blood pressure 2015 (SBP \geq 140 OR DBP \geq 90).

Men, 2015



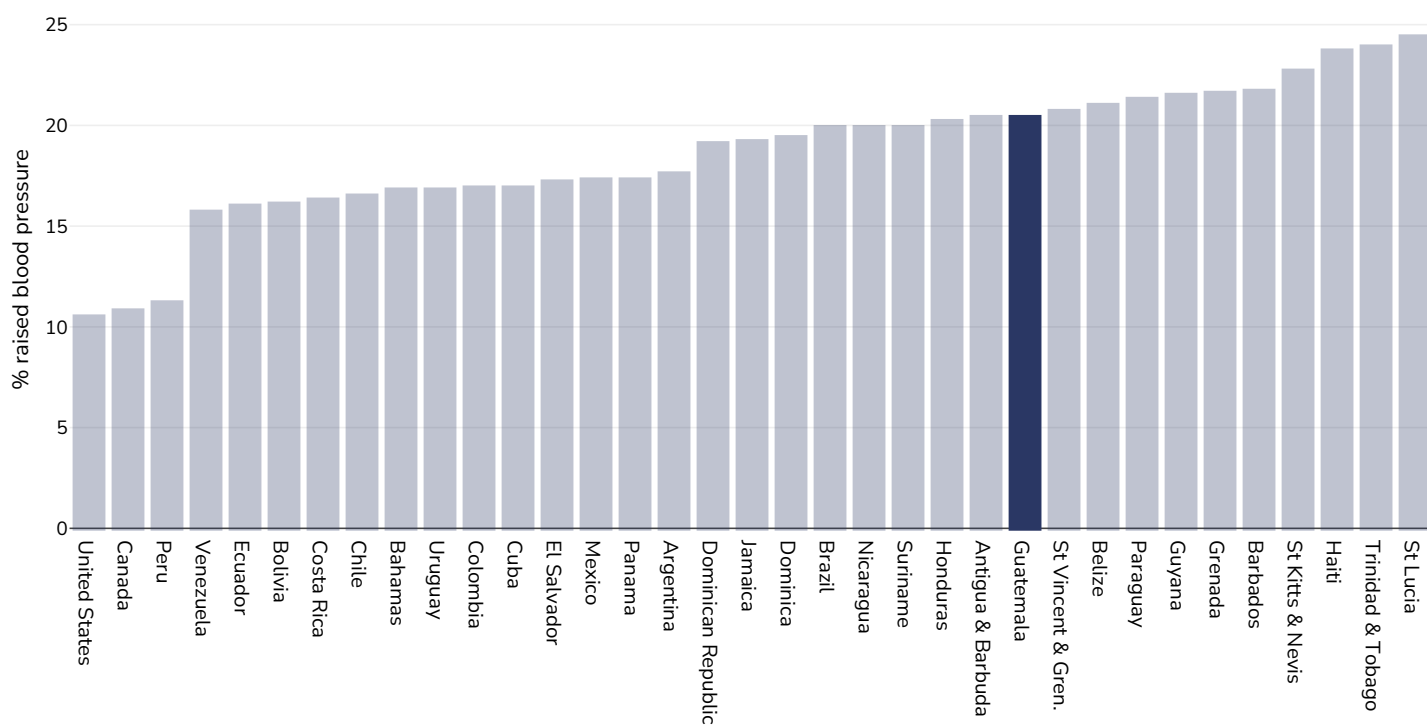
References:

Global Health Observatory data repository, World Health Organisation,
<http://apps.who.int/gho/data/node.main.A875?lang=en>

Definitions:

Age Standardised estimated % Raised blood pressure 2015 (SBP \geq 140 OR DBP \geq 90).

Women, 2015



References:

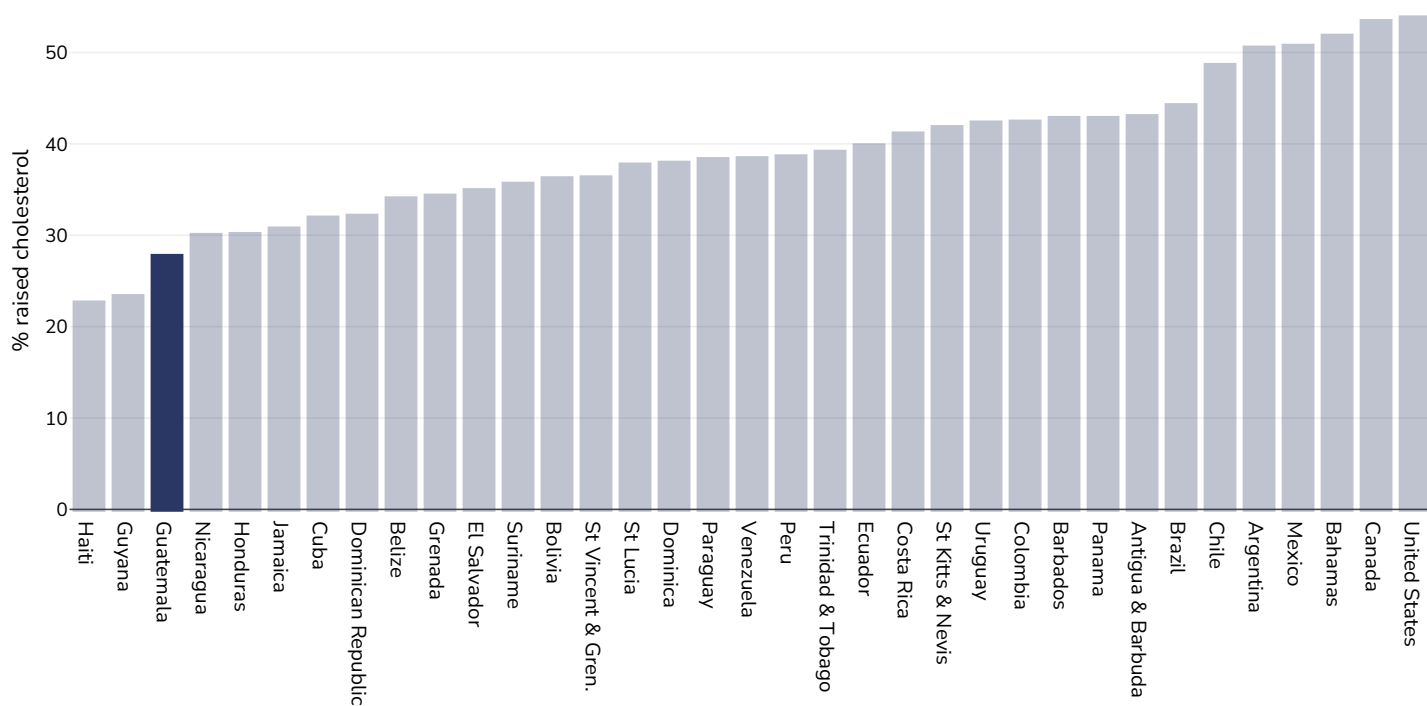
Global Health Observatory data repository, World Health Organisation,
<http://apps.who.int/gho/data/node.main.A875?lang=en>

Definitions:

Age Standardised estimated % Raised blood pressure 2015 (SBP>=140 OR DBP>=90).

Raised cholesterol

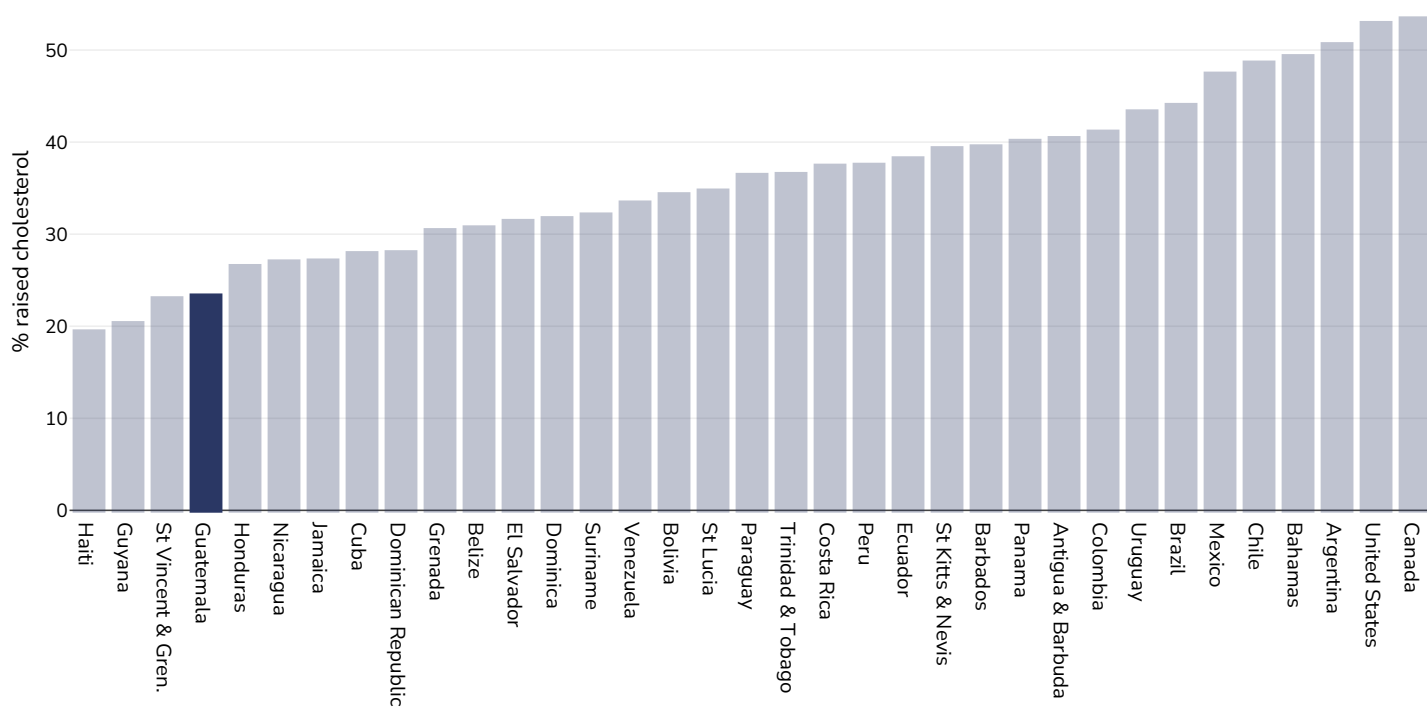
Adults, 2008



References: Global Health Observatory data repository, World Health Organisation, <http://apps.who.int/gho/data/node.main.A885>

Definitions: % Raised total cholesterol (≥ 5.0 mmol/L) (age-standardized estimate).

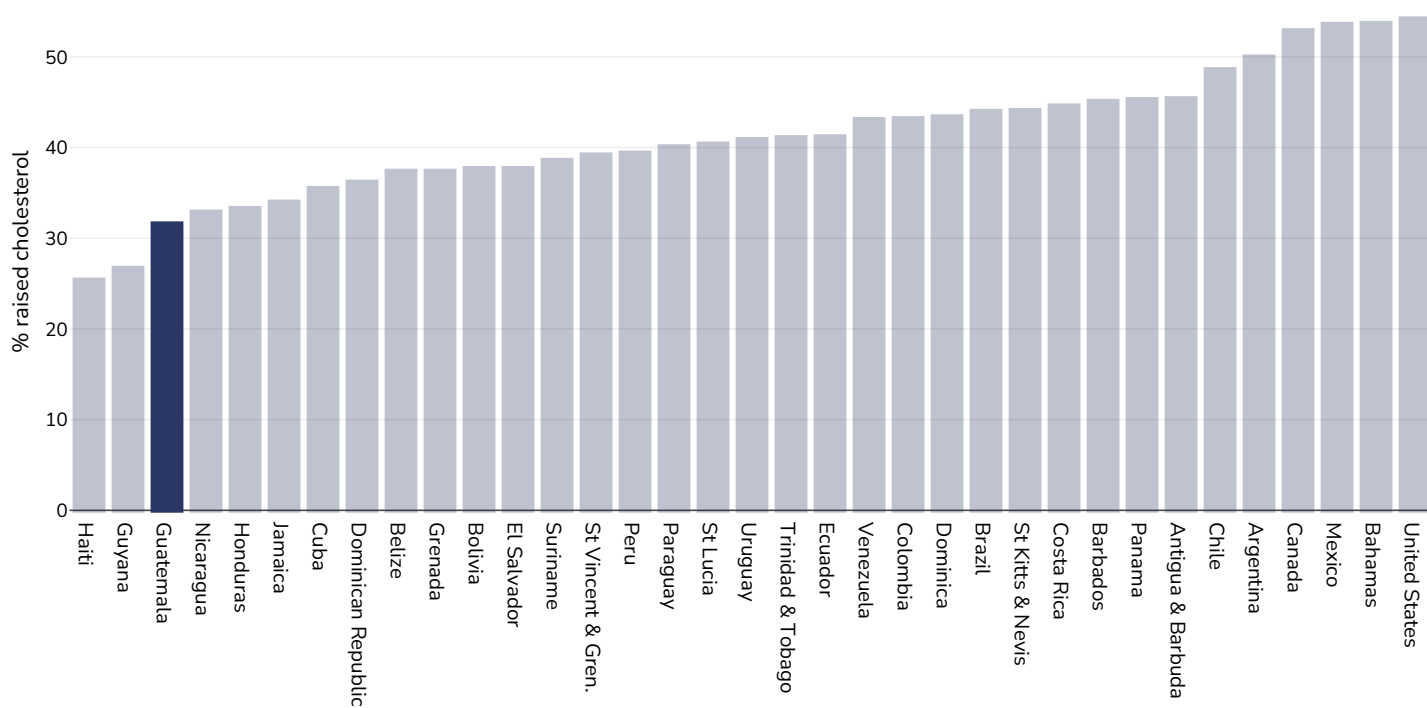
Men, 2008



References: Global Health Observatory data repository, World Health Organisation, <http://apps.who.int/gho/data/node.main.A885>

Definitions: % Raised total cholesterol (≥ 5.0 mmol/L) (age-standardized estimate).

Women, 2008

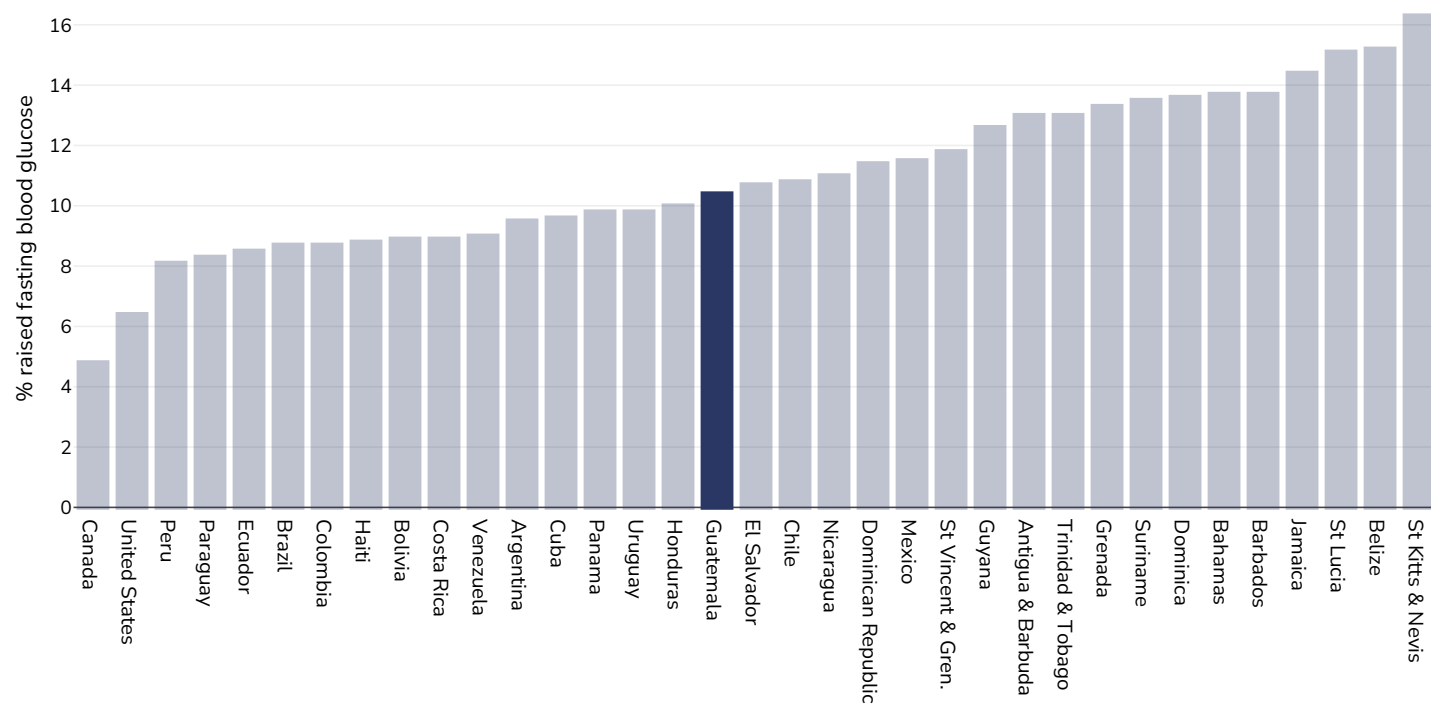


References: Global Health Observatory data repository, World Health Organisation, <http://apps.who.int/gho/data/node.main.A885>

Definitions: % Raised total cholesterol (≥ 5.0 mmol/L) (age-standardized estimate).

Raised fasting blood glucose

Men, 2014



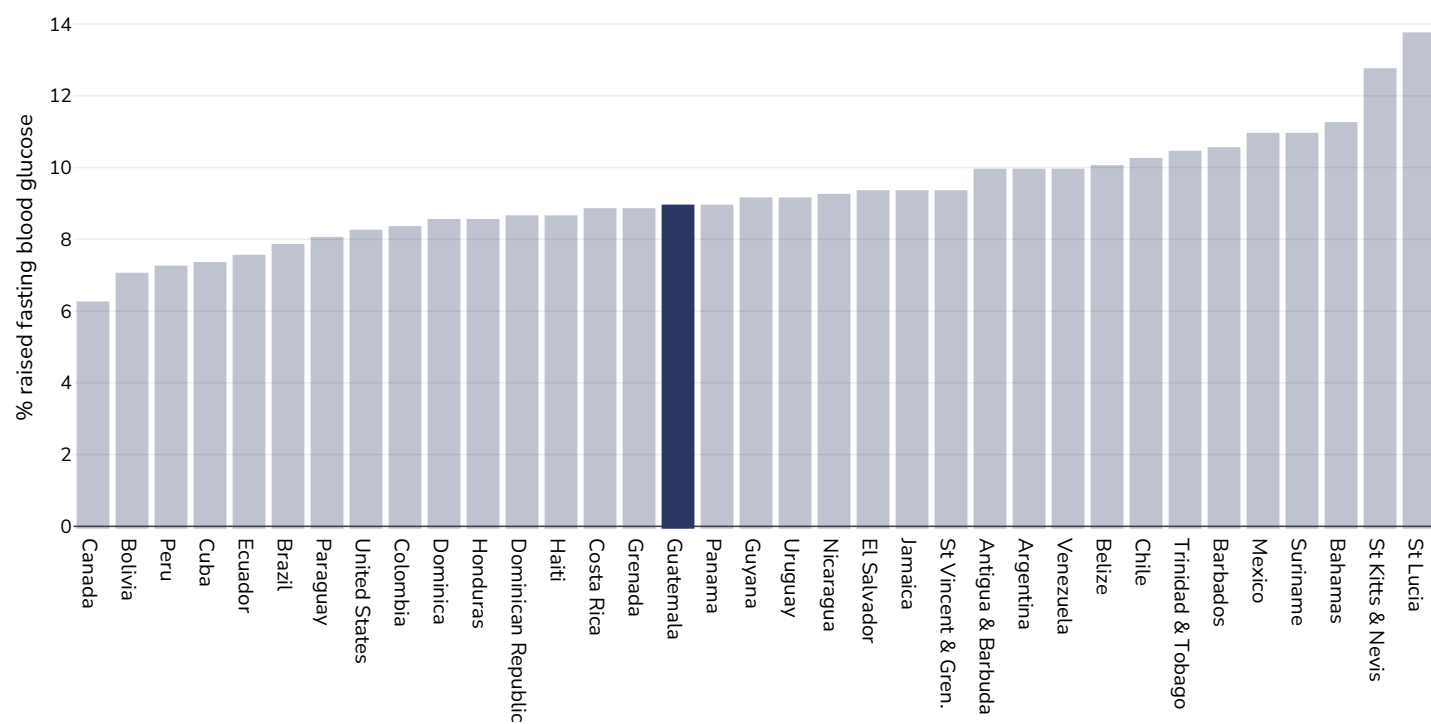
References:

Global Health Observatory data repository, World Health Organisation,
<http://apps.who.int/gho/data/node.main.A869?lang=en>

Definitions:

Age Standardised % raised fasting blood glucose (≥ 7.0 mmol/L or on medication).

Women, 2014



References:

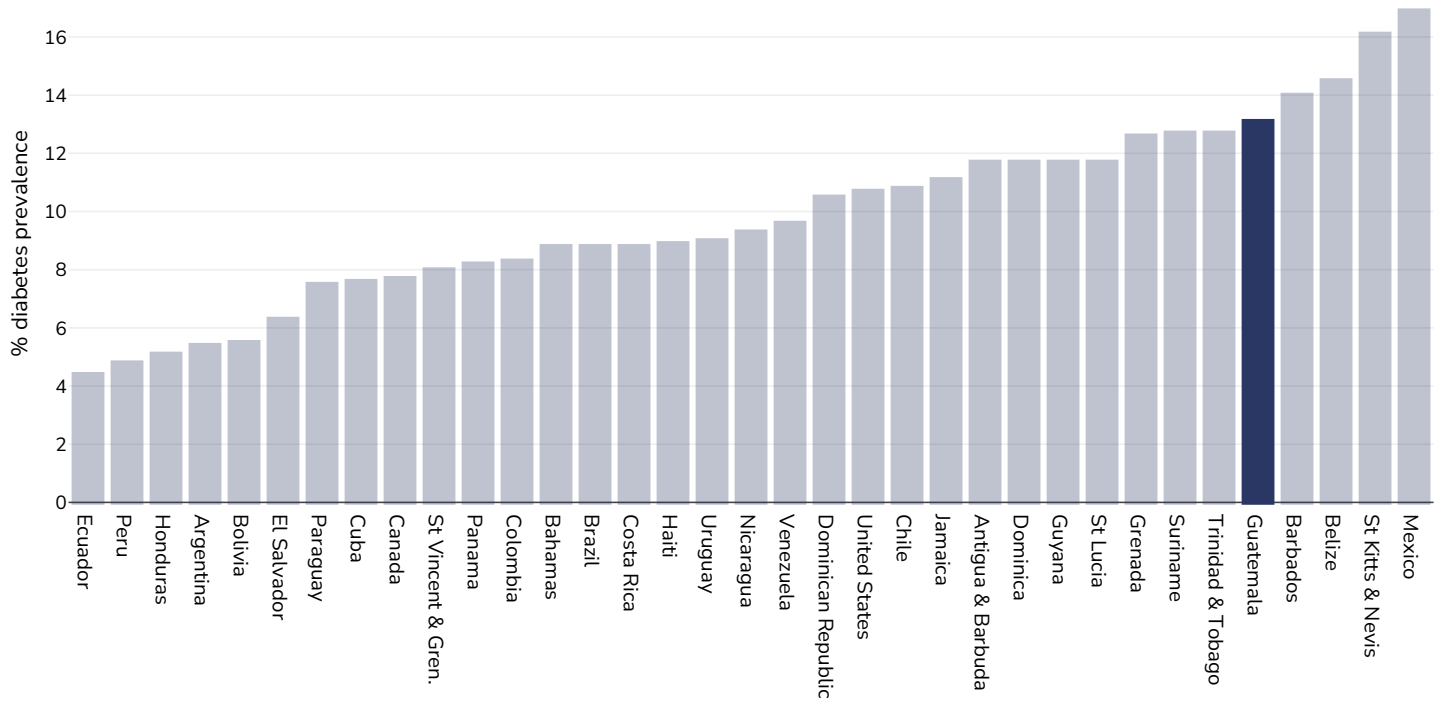
Global Health Observatory data repository, World Health Organisation,
<http://apps.who.int/gho/data/node.main.A869?lang=en>

Definitions:

Age Standardised % raised fasting blood glucose (≥ 7.0 mmol/L or on medication).

Diabetes prevalence

Adults, 2021



Age: 20-79

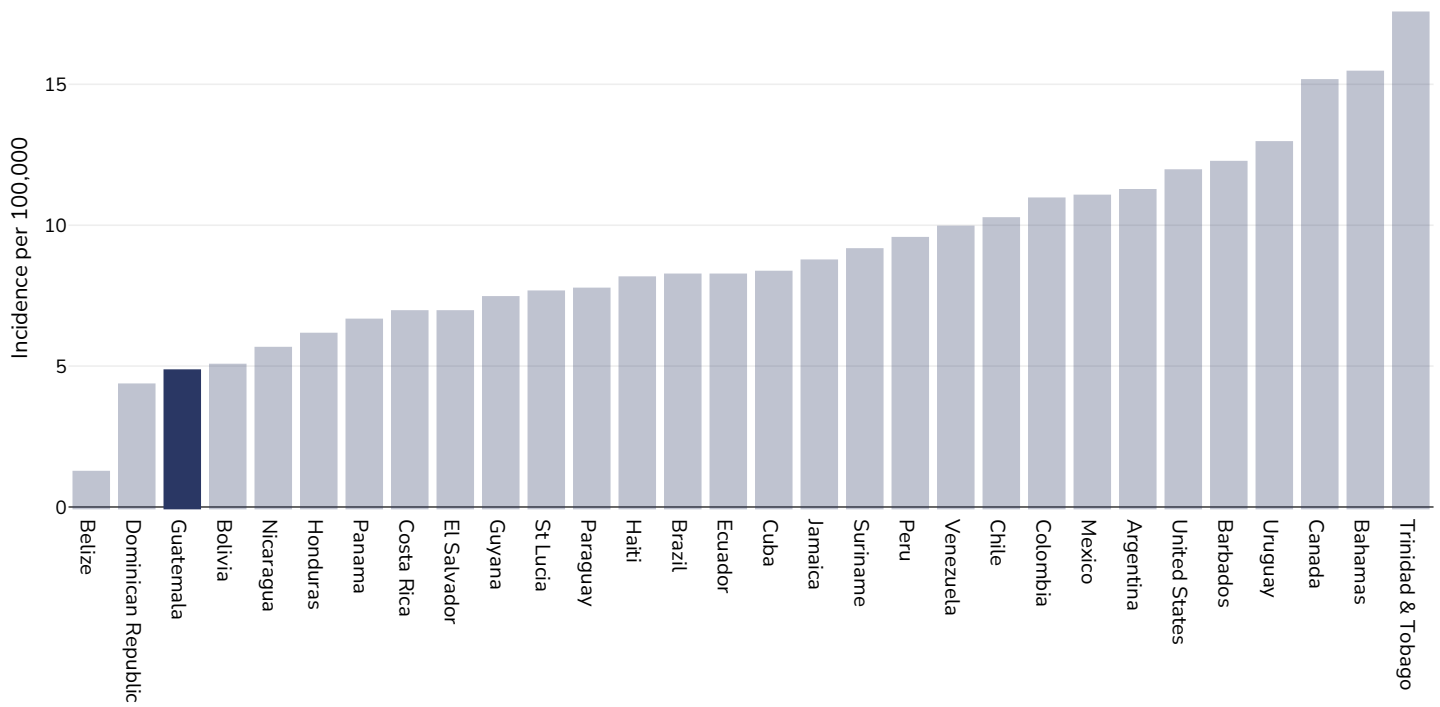
Area covered: National

References: Reproduced with kind permission International Diabetes Federation. IDF Diabetes Atlas, 10th edn. Brussels, Belgium:International Diabetes Federation, 2021. <http://www.diabetesatlas.org>

Definitions: Age-adjusted comparative prevalence of diabetes, %

Ovarian Cancer

Women, 2022



Age: 20+

References: Ferlay J, Ervik M, Lam F, Laversanne M, Colombet M, Mery L, Piñeros M, Znaor A, Soerjomataram I, Bray F (2024). Global Cancer Observatory: Cancer Today. Lyon, France: International Agency for Research on Cancer. Available from: <https://gco.iarc.who.int/today>, accessed [16.07.24]

Definitions: Incidence per 100,000

Contextual factors

Disclaimer: These contextual factors should be interpreted with care. Results are updated as regularly as possible and use very specific criteria. The criteria used and full definitions are available for download at the bottom of this page.



Labelling

Is there mandatory nutrition labelling?	✓
Front-of-package labelling?	✗
Back-of-pack nutrition declaration?	✓
Color coding?	✗
Warning label?	✗



Regulation and marketing

Are there fiscal policies on unhealthy products?	✓
Tax on unhealthy foods?	✗
Tax on unhealthy drinks?	✓
Are there fiscal policies on healthy products?	✗
Subsidy on fruits?	✗
Subsidy on vegetables?	✗
Subsidy on other healthy products?	✗
Mandatory limit or ban of trans fat (all settings)?	✗
Mandatory limit of trans fats in place (all settings)?	✗
Ban on trans-fats or phos in place (all settings)?	✗
Are there any mandatory policies/marketing restrictions on the promotion of unhealthy food/drinks to children?	✗
Mandatory restriction on broadcast media?	✗
Mandatory restriction on non-broadcast media?	✗
Voluntary policies/marketing restrictions on the promotion of unhealthy food/drinks to children?	✗
Are there mandatory standards for food in schools?	✓
Are there any mandatory nutrient limits in any manufactured food products?	✗
Nutrition standards for public sector procurement?	✗



Political will and support

National obesity strategy or nutrition and physical activity national strategy?	✓
National obesity strategy?	✗
National childhood obesity strategy?	✓
Comprehensive nutrition strategy?	✗
Comprehensive physical activity strategy?	✗
Evidence-based dietary guidelines and/or RDAs?	✓
National target(s) on reducing obesity?	✓
Guidelines/policy on obesity treatment?	✗
Promotion of breastfeeding?	✓



Monitoring and surveillance

Monitoring of the prevalence and incidence for the main obesity-related NCDs and risk factors?	✓
Within 5 years?	✓



Governance and resource

Multi-sectoral national co-ordination mechanism for obesity or nutrition (including obesity)?	✗
--	---

Key

✓ Present	✓ _v Present (voluntary)	✓ Incoming	✗ Absent	? Unknown
-----------	------------------------------------	------------	----------	-----------

Last updated September 13, 2022

PDF created on September 2, 2024