

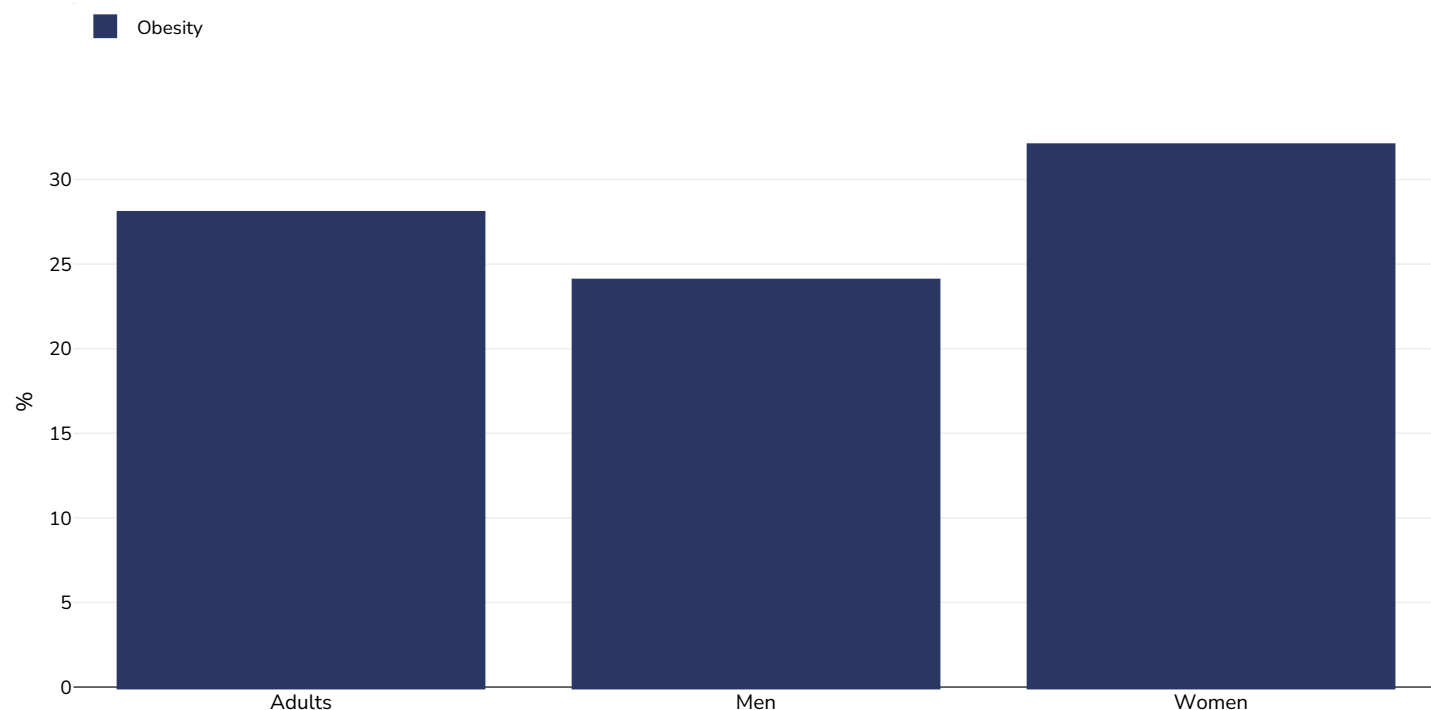
# Report card Greenland



Contents	Page
Obesity prevalence	2
Overweight/obesity by age	4
Overweight/obesity by socio-economic group	5
Estimated per capita fruit intake	7
Estimated per-capita processed meat intake	8
Estimated per capita whole grains intake	9
Diabetes prevalence	10
Contextual factors	11

## Obesity prevalence

### Adults, 2018



Survey type: Measured

Age: 15-94

Sample size: 2539

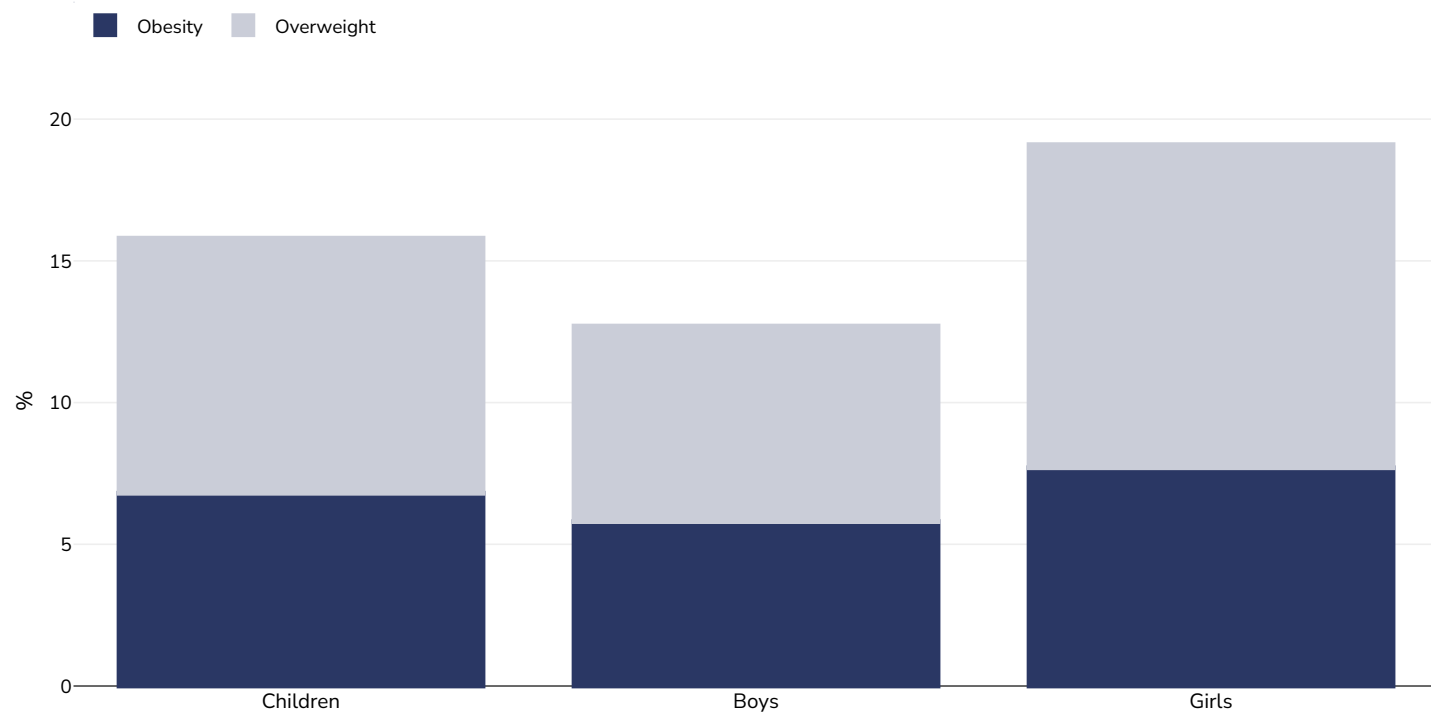
Area covered: National

References: Larsen CVL, Hansen CD, Igemann C et al. Befolkningsundersøgelsen i Grønland 2018. – Levevilkår, livsstil og helbred. Oversigt over indikatorer for folkesundheden. Statens Institute for Folkesundhed

Notes: NB. Total adults taken as an average of male & female. Worldbank unable to provide male/female ratio for Greenland 50% therefore assumed.

*Unless otherwise noted, overweight refers to a BMI between 25kg and 29.9kg/m<sup>2</sup>, obesity refers to a BMI greater than 30kg/m<sup>2</sup>.*

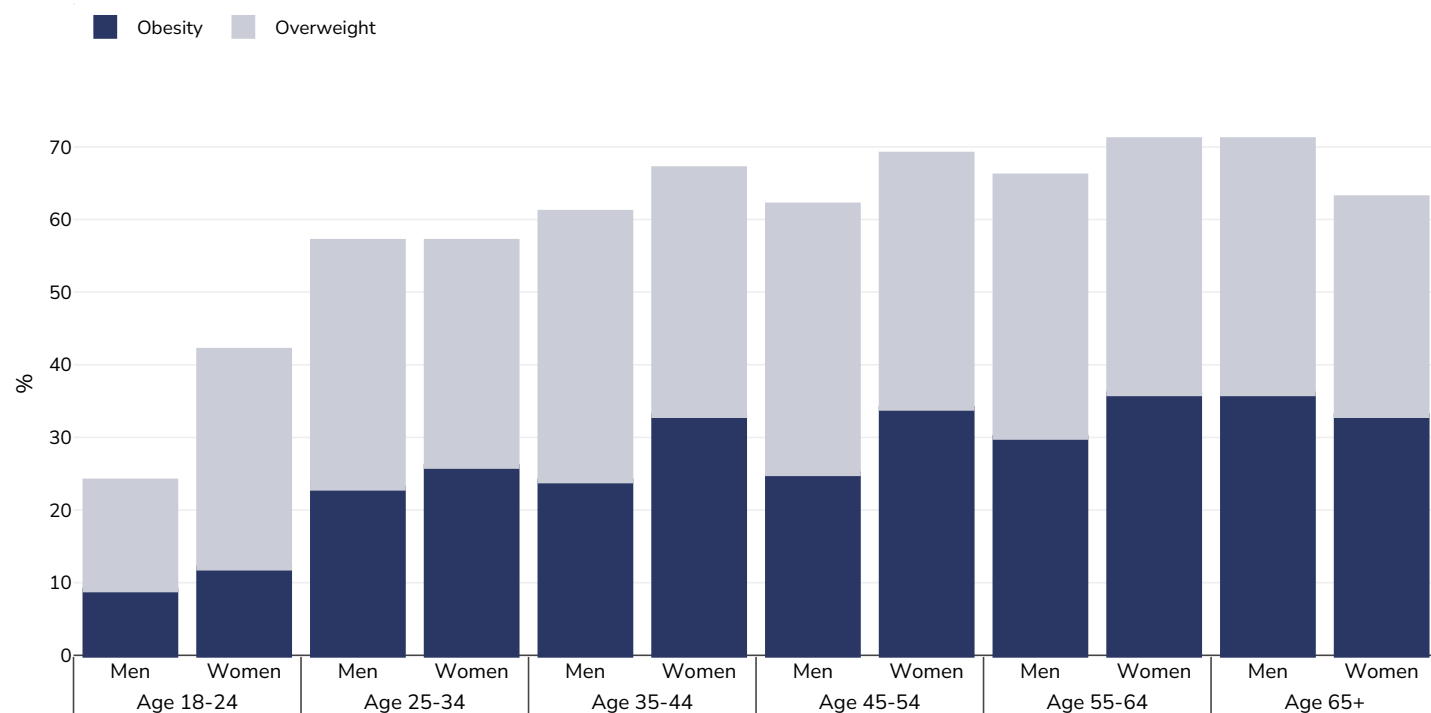
## Children, 2011



Survey type:	Measured
Age:	6
Sample size:	842
Area covered:	National
References:	Rex KF, Larsen NH, Rex H, Niclasen B, Pedersen ML. A national study on weight classes among children in Greenland at school entry. <i>nt J Circumpolar Health</i> . 2014 Oct 20;73. doi: 10.3402/ijch.v73.25537. eCollection 2014.
Cutoffs:	IOTF

## Overweight/obesity by age

### Adults, 2014



Survey type: Measured

Sample size: 2102

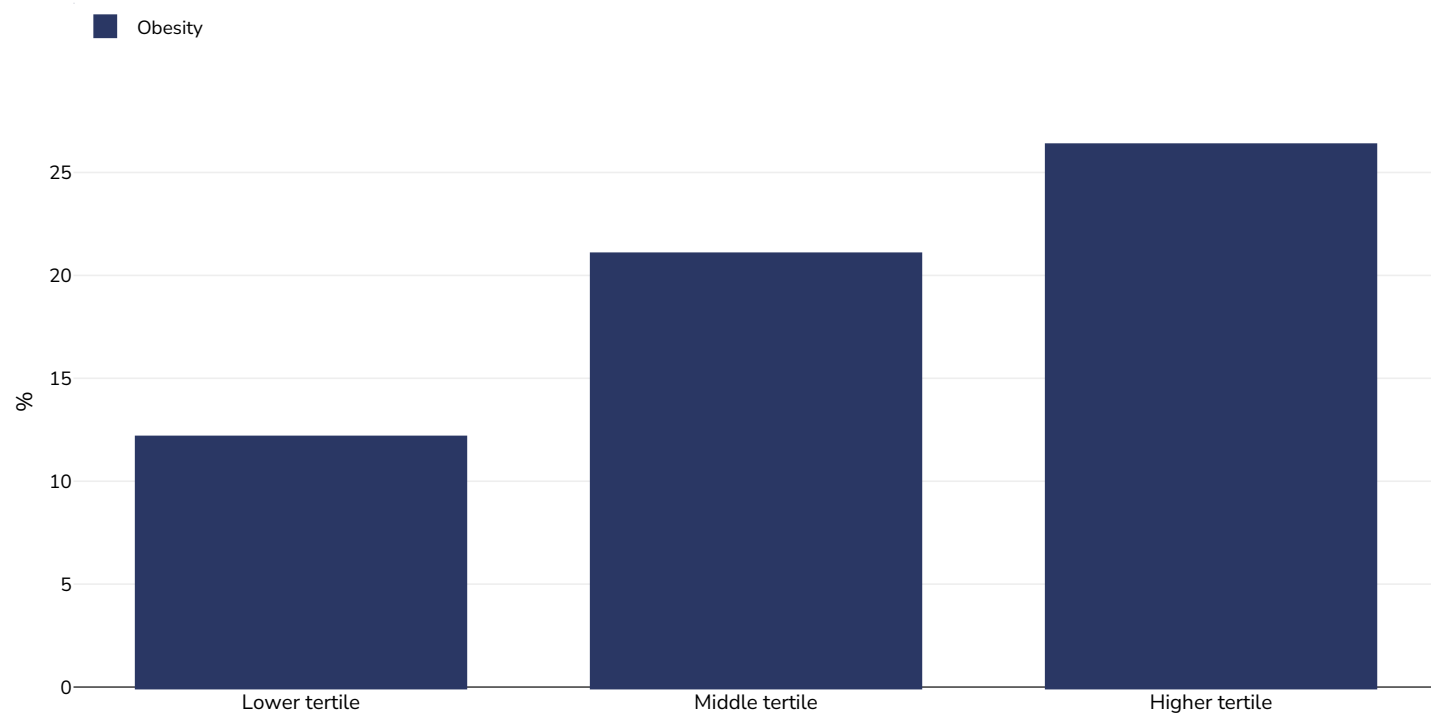
Area covered: National

References: Dahl-Petersen IK, Larsen CVL, Nielsen NO, Jørgensen ME, Bjerregaard P. Befolkningsundersøgelsen i Grønland 2014. Levevilkår, livsstil og helbred. København og Nuuk [Population health survey in Greenland 2014—living conditions, life style and health. In Danish and Greenlandic]. Copenhagen and Nuuk: National Institute of Public Health and Government of Greenland; 2016.

*Unless otherwise noted, overweight refers to a BMI between 25kg and 29.9kg/m<sup>2</sup>, obesity refers to a BMI greater than 30kg/m<sup>2</sup>.*

## Overweight/obesity by socio-economic group

Men, 2005-2010



Survey type: Measured

Age: 18+

Sample size: 2757

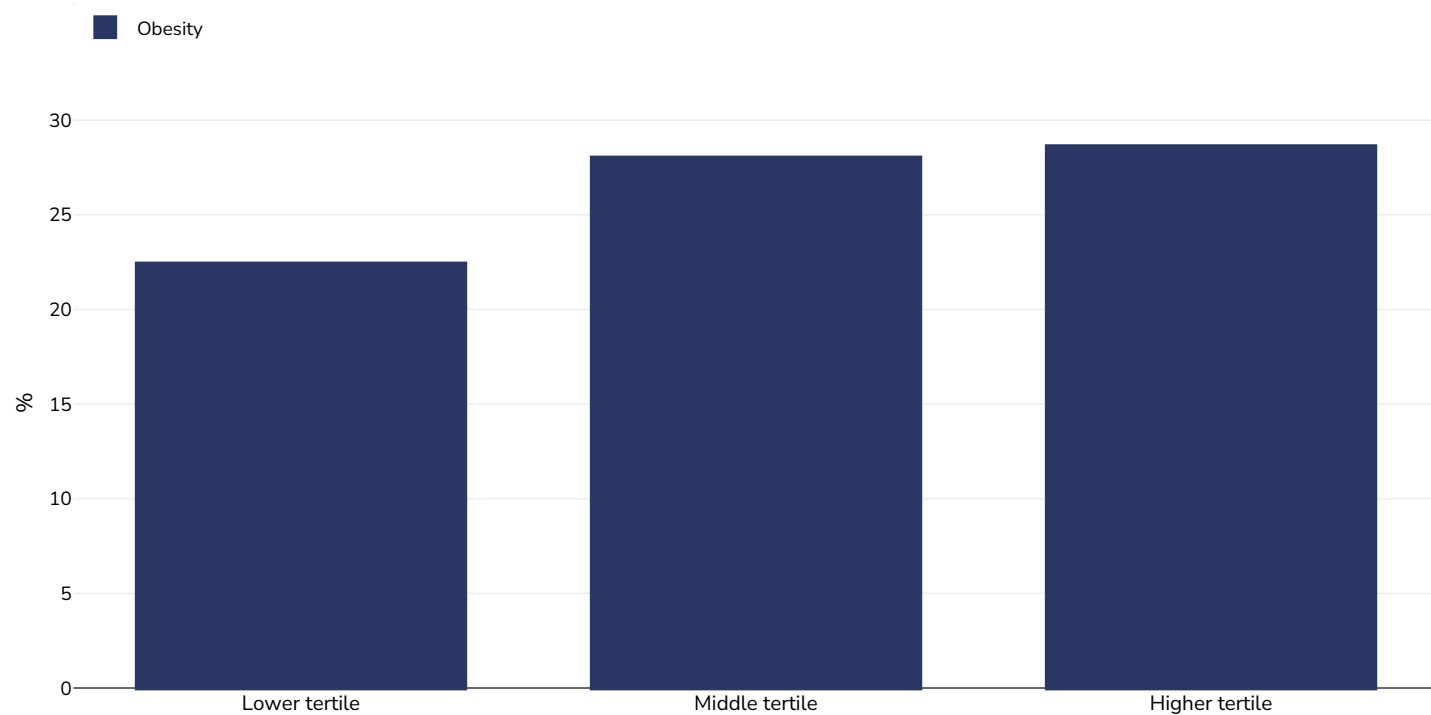
Area covered: National

References: Bjerregaard, P., Jørgensen, M. E. and The Greenland Population Study Group (2013), Prevalence of obesity among Inuit in Greenland and temporal trend by social position. *Am. J. Hum. Biol.*, 25: 335–340. doi: 10.1002/ajhb.22372

Notes: Social position was scored from information about education, housing density and ownership of specified household items.

*Unless otherwise noted, overweight refers to a BMI between 25kg and 29.9kg/m<sup>2</sup>, obesity refers to a BMI greater than 30kg/m<sup>2</sup>.*

## Women, 2005-2010



Survey type: Measured

Age: 18+

Sample size: 2757

Area covered: National


References: Bjerregaard, P., Jørgensen, M. E. and The Greenland Population Study Group (2013), Prevalence of obesity among Inuit in Greenland and temporal trend by social position. *Am. J. Hum. Biol.*, 25: 335–340. doi: 10.1002/ajhb.22372

Notes: Social position was scored from information about education, housing density and ownership of specified household items.

*Unless otherwise noted, overweight refers to a BMI between 25kg and 29.9kg/m<sup>2</sup>, obesity refers to a BMI greater than 30kg/m<sup>2</sup>.*

## Estimated per capita fruit intake


Adults, 2017



Survey type:	Measured
Age:	25+
References:	Global Burden of Disease, the Institute for Health Metrics and Evaluation <a href="http://ghdx.healthdata.org/">http://ghdx.healthdata.org/</a>
Definitions:	Estimated per-capita fruit intake (g/day)

## Estimated per-capita processed meat intake

### Adults, 2017




Survey type:	Measured
Age:	25+
References:	Global Burden of Disease, the Institute for Health Metrics and Evaluation <a href="http://ghdx.healthdata.org/">http://ghdx.healthdata.org/</a>
Definitions:	Estimated per-capita processed meat intake (g per day)



## Estimated per capita whole grains intake

### Adults, 2017



Survey type: Measured


Age: 25+

References: Global Burden of Disease, the Institute for Health Metrics and Evaluation <http://ghdx.healthdata.org/>

Definitions: Estimated per-capita whole grains intake (g/day)

## Diabetes prevalence

Adults, 2021



Age: 20-79

Area covered: National

References: Reproduced with kind permission International Diabetes Federation. IDF Diabetes Atlas, 10th edn. Brussels, Belgium:International Diabetes Federation, 2021. <http://www.diabetesatlas.org>

Definitions: Age-adjusted comparative prevalence of diabetes, %

## Contextual factors

**Disclaimer:** These contextual factors should be interpreted with care. Results are updated as regularly as possible and use very specific criteria. The criteria used and full definitions are available for download at the bottom of this page.



### Labelling

Is there mandatory nutrition labelling?	X
Front-of-package labelling?	X
Back-of-pack nutrition declaration?	X
Color coding?	X
Warning label?	X



## Regulation and marketing

<b>Are there fiscal policies on unhealthy products?</b>	<b>X</b>
Tax on unhealthy foods?	X
Tax on unhealthy drinks?	X
<b>Are there fiscal policies on healthy products?</b>	<b>X</b>
Subsidy on fruits?	X
Subsidy on vegetables?	X
Subsidy on other healthy products?	X
<b>Mandatory limit or ban of trans fat (all settings)?</b>	<b>X</b>
Mandatory limit of trans fats in place (all settings)?	X
Ban on trans-fats or phos in place (all settings)?	X
<b>Are there any mandatory policies/marketing restrictions on the promotion of unhealthy food/drinks to children?</b>	<b>X</b>
Mandatory restriction on broadcast media?	X
Mandatory restriction on non-broadcast media?	X
Voluntary policies/marketing restrictions on the promotion of unhealthy food/drinks to children?	X
<b>Are there mandatory standards for food in schools?</b>	<b>X</b>
<b>Are there any mandatory nutrient limits in any manufactured food products?</b>	<b>X</b>
<b>Nutrition standards for public sector procurement?</b>	<b>X</b>



## Political will and support

National obesity strategy or nutrition and physical activity national strategy?	✗
National obesity strategy?	✗
National childhood obesity strategy?	✗
Comprehensive nutrition strategy?	✗
Comprehensive physical activity strategy?	✗
Evidence-based dietary guidelines and/or RDAs?	✗
National target(s) on reducing obesity?	✗
Guidelines/policy on obesity treatment?	✗
Promotion of breastfeeding?	✗



## Monitoring and surveillance

Monitoring of the prevalence and incidence for the main obesity-related NCDs and risk factors?	✓
Within 5 years?	✓



## Governance and resource

Multi-sectoral national co-ordination mechanism for obesity or nutrition (including obesity)?	✗
---	---

### Key

✓ Present

✓<sub>v</sub> Present  
(voluntary)

✓ Incoming

✗ Absent

? Unknown