


# Drivers Greenland



Contents	Page
Estimated per capita fruit intake	2
Estimated per-capita processed meat intake	3
Estimated per capita whole grains intake	4

## Estimated per capita fruit intake


Adults, 2017



Survey type:	Measured
Age:	25+
References:	Global Burden of Disease, the Institute for Health Metrics and Evaluation <a href="http://ghdx.healthdata.org/">http://ghdx.healthdata.org/</a>
Definitions:	Estimated per-capita fruit intake (g/day)

## Estimated per-capita processed meat intake


Adults, 2017



Survey type:	Measured
Age:	25+
References:	Global Burden of Disease, the Institute for Health Metrics and Evaluation <a href="http://ghdx.healthdata.org/">http://ghdx.healthdata.org/</a>
Definitions:	Estimated per-capita processed meat intake (g per day)

## Estimated per capita whole grains intake

### Adults, 2017



Survey type:	Measured
Age:	25+
References:	Global Burden of Disease, the Institute for Health Metrics and Evaluation <a href="http://ghdx.healthdata.org/">http://ghdx.healthdata.org/</a>
Definitions:	Estimated per-capita whole grains intake (g/day)

PDF created on June 28, 2021