




Gibraltar (UK)



Country report card

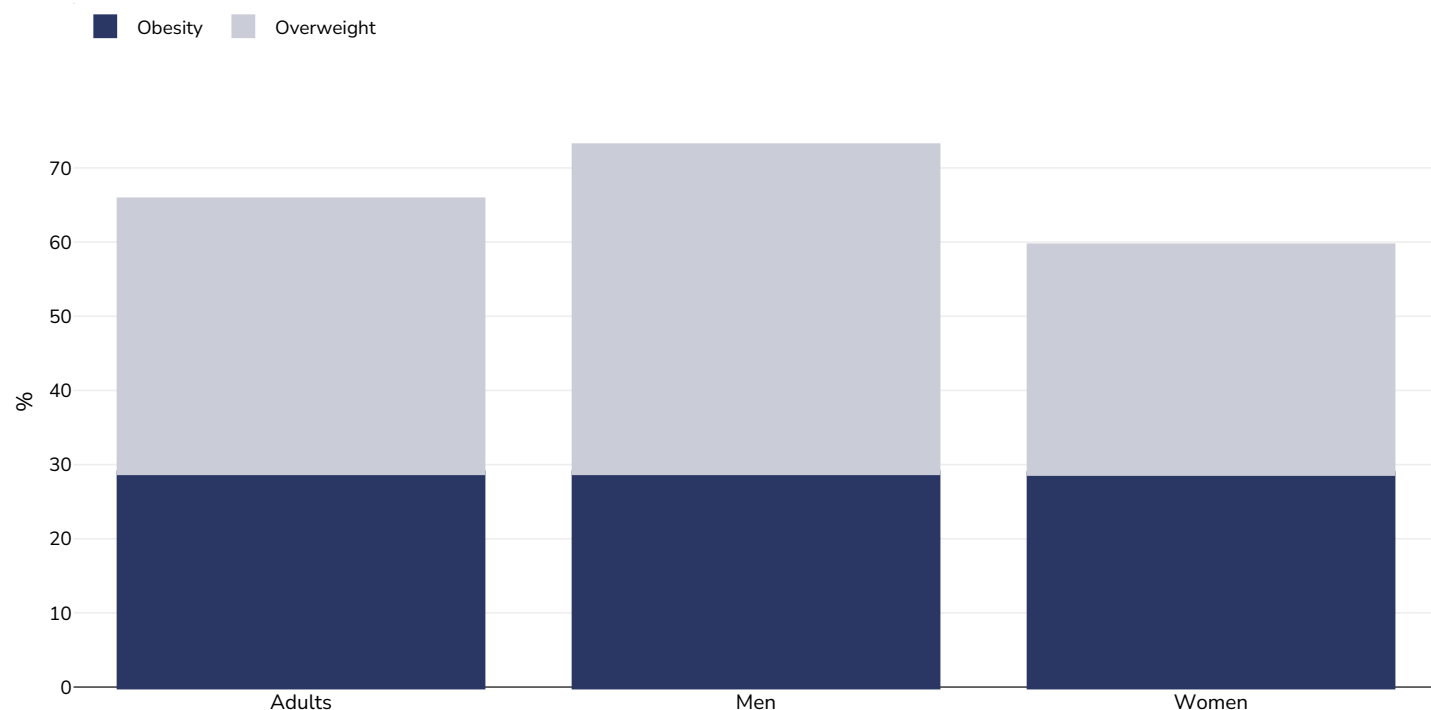
This report card contains the latest data available on the Global Obesity Observatory on overweight and obesity . Where available, data on common and relevant obesity drivers and comorbidities are also presented.

View the latest version of this report on the Global Obesity Observatory at <https://data.worldobesity.org/country/gibraltar-uk-78/>.

Contents	Page
Obesity prevalence	3
Overweight/obesity by age	5
Overweight/obesity by socio-economic group	6

Obesity prevalence

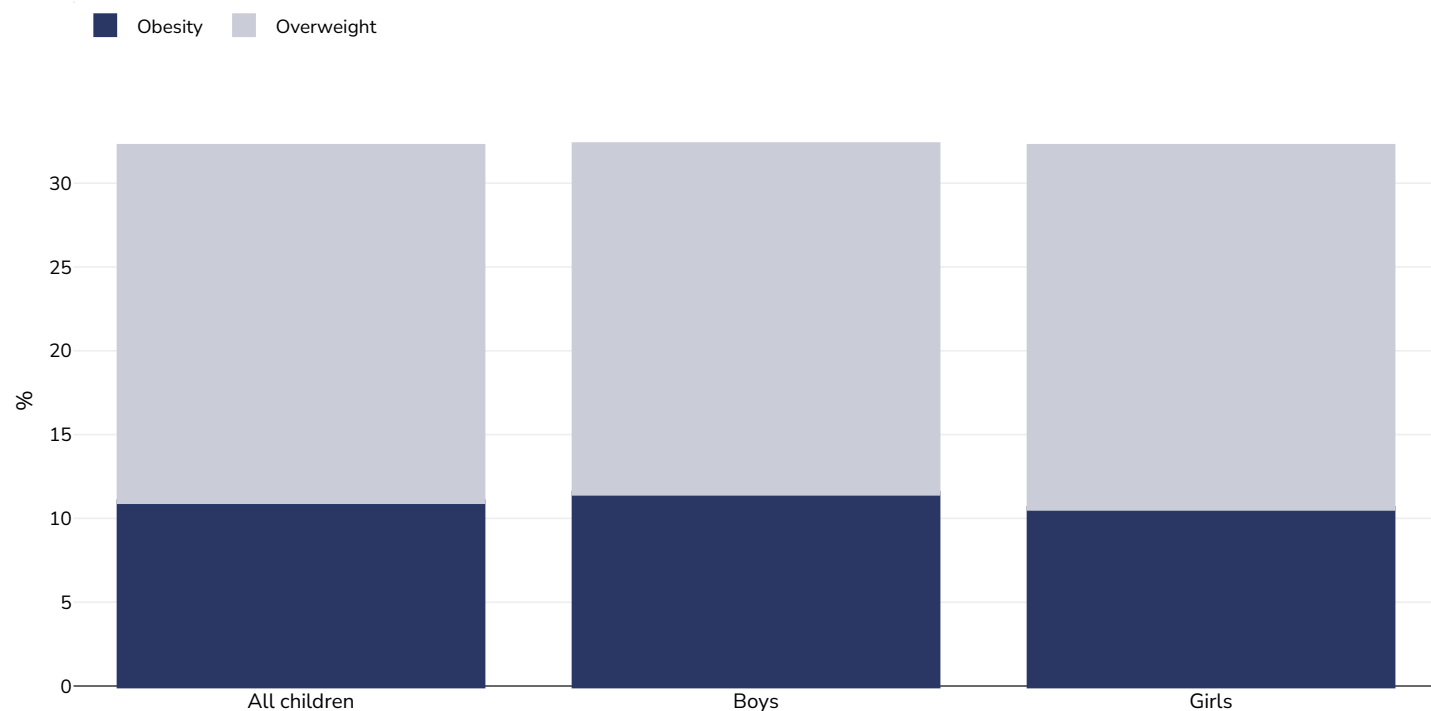
Adults, 2021



Survey type:	Self-reported
Age:	16+
Sample size:	606
Area covered:	National
References:	Health & Lifestyle Survey 2021. https://healthygibraltar.org/wp-content/uploads/2021/02/Health-and-Lifestyle-Report-2021-2.pdf (Accessed 03.08.21)
Notes:	Small, representative sample size

Unless otherwise noted, overweight refers to a BMI between 25kg and 29.9kg/m², obesity refers to a BMI greater than 30kg/m².

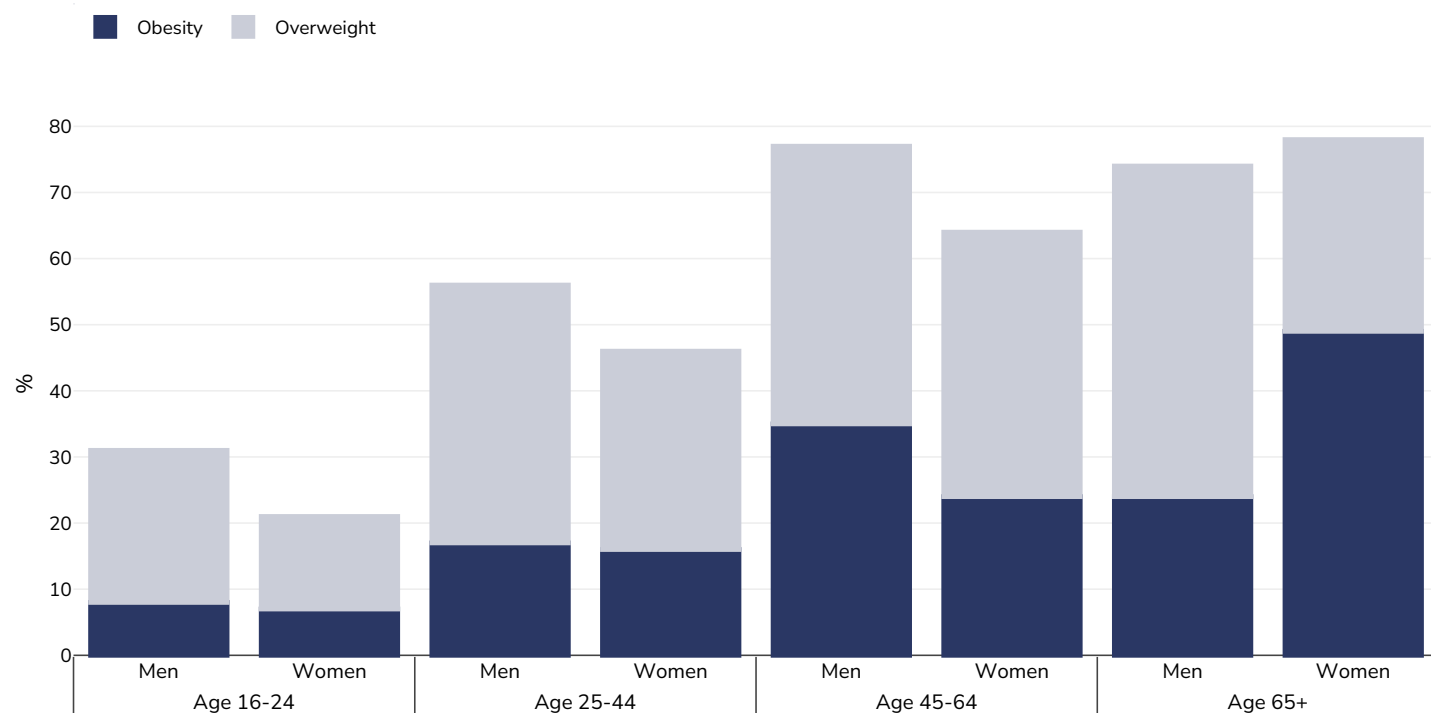
Children, 1998



Survey type:	Measured
Age:	5-12
Sample size:	2994
References:	Kirk S FL, McLeod M. The prevalences of overweight and obesity in children aged 4 to 12 years in Gibraltar. Public Health Nutrition 2003;6:329-331
Notes:	Boys = 1540, Girls = 1454 NB. Combined child data estimated. These estimates were calculated by weighting male and female survey results. Weighting based on World Bank Population % total female 2019 for the UK (https://data.worldbank.org/indicator/SP.POP.TOTL.FE.ZS - accessed 21.10.20)
Cutoffs:	IOTF

Overweight/obesity by age

Adults, 2013



Survey type: Self-reported

Sample size: 406

Area covered: National

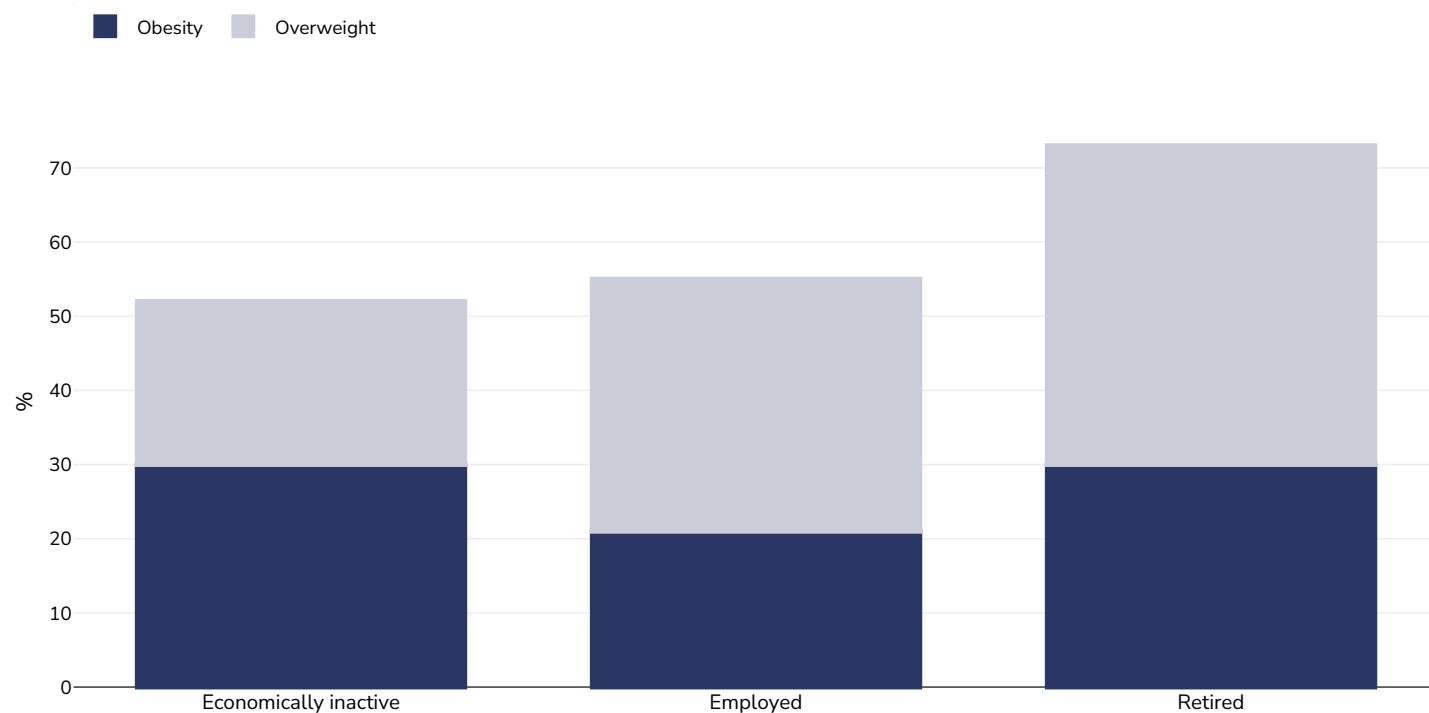
References: Gibraltar Health Authority. Health & Lifestyle Survey report of the adult population in Gibraltar 2015.

Notes: Small sample but considered representative

Unless otherwise noted, overweight refers to a BMI between 25kg and 29.9kg/m², obesity refers to a BMI greater than 30kg/m².

Overweight/obesity by socio-economic group

Adults, 2013



Survey type:	Self-reported
Age:	16+
Sample size:	406
Area covered:	National
References:	Gibraltar Health Authority. Health & Lifestyle Survey report of the adult population in Gibraltar 2015.
Notes:	Small sample but considered representative

Unless otherwise noted, overweight refers to a BMI between 25kg and 29.9kg/m², obesity refers to a BMI greater than 30kg/m².

PDF created on June 17, 2025