

# Report card Ghana

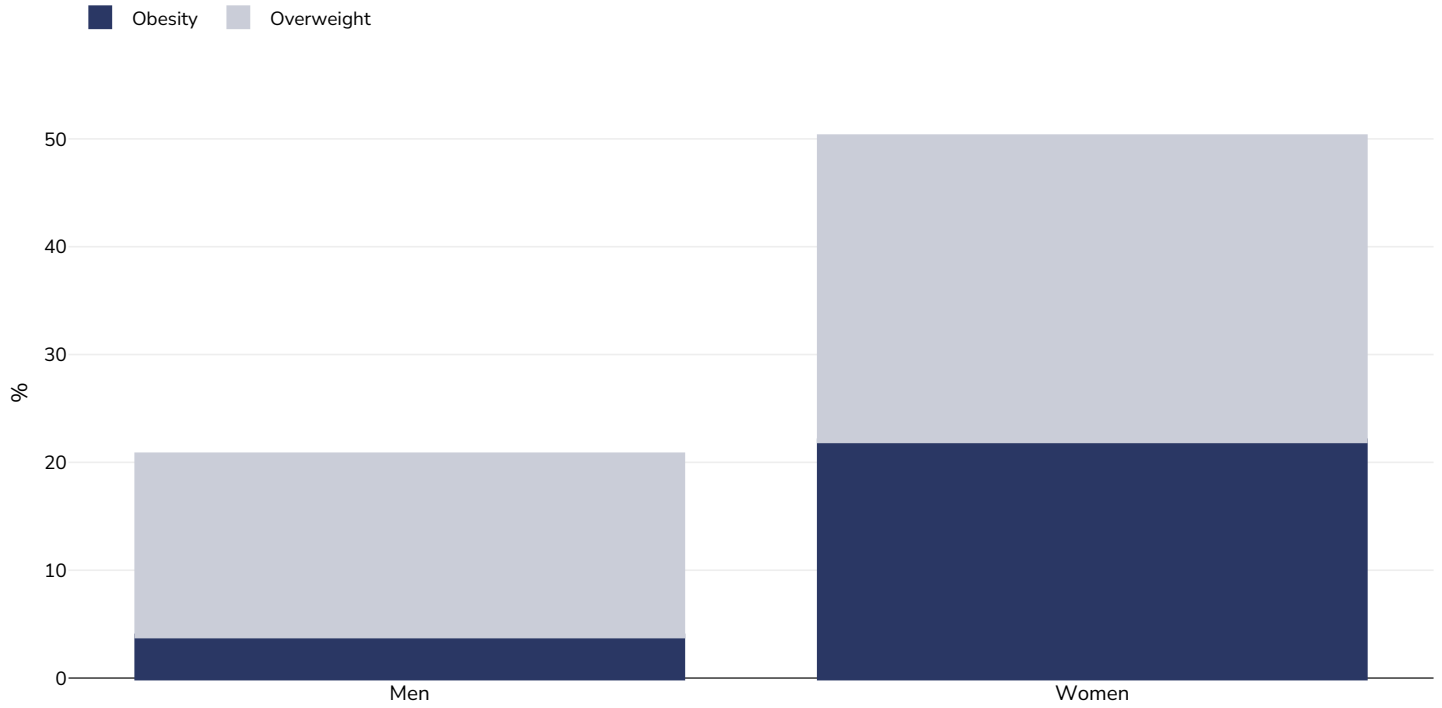


## Lower-middle income

Contents	Page
Obesity prevalence	2
Trend: % Adults living with obesity in Ghana 1993-2017	5
Trend: % Adults living with overweight or obesity in Ghana 1993-2017	6
Overweight/obesity by education	7
Overweight/obesity by age	12
Overweight/obesity by region	13
Overweight/obesity by socio-economic group	18
Insufficient physical activity	23
Estimated per capita fruit intake	29
Estimated per-capita processed meat intake	30
Estimated per capita whole grains intake	31
Mental health - depression disorders	32
Mental health - anxiety disorders	33
% Infants exclusively breastfed 0-5 months	34
Oesophageal cancer	35
Breast cancer	37
Colorectal cancer	38
Pancreatic cancer	40
Gallbladder cancer	42
Kidney cancer	44
Cancer of the uterus	46
Raised blood pressure	47
Raised cholesterol	50
Raised fasting blood glucose	53
Diabetes prevalence	55
Ovarian Cancer	56
Leukemia	57
Leukemia	59
Liver and intrahepatic bile duct Cancer	61
Multiple Myeloma	63
Non Hodgkin Lymphoma	65
Thyroid Cancer	67
Contextual factors	69

## Obesity prevalence

### Adults, 2022

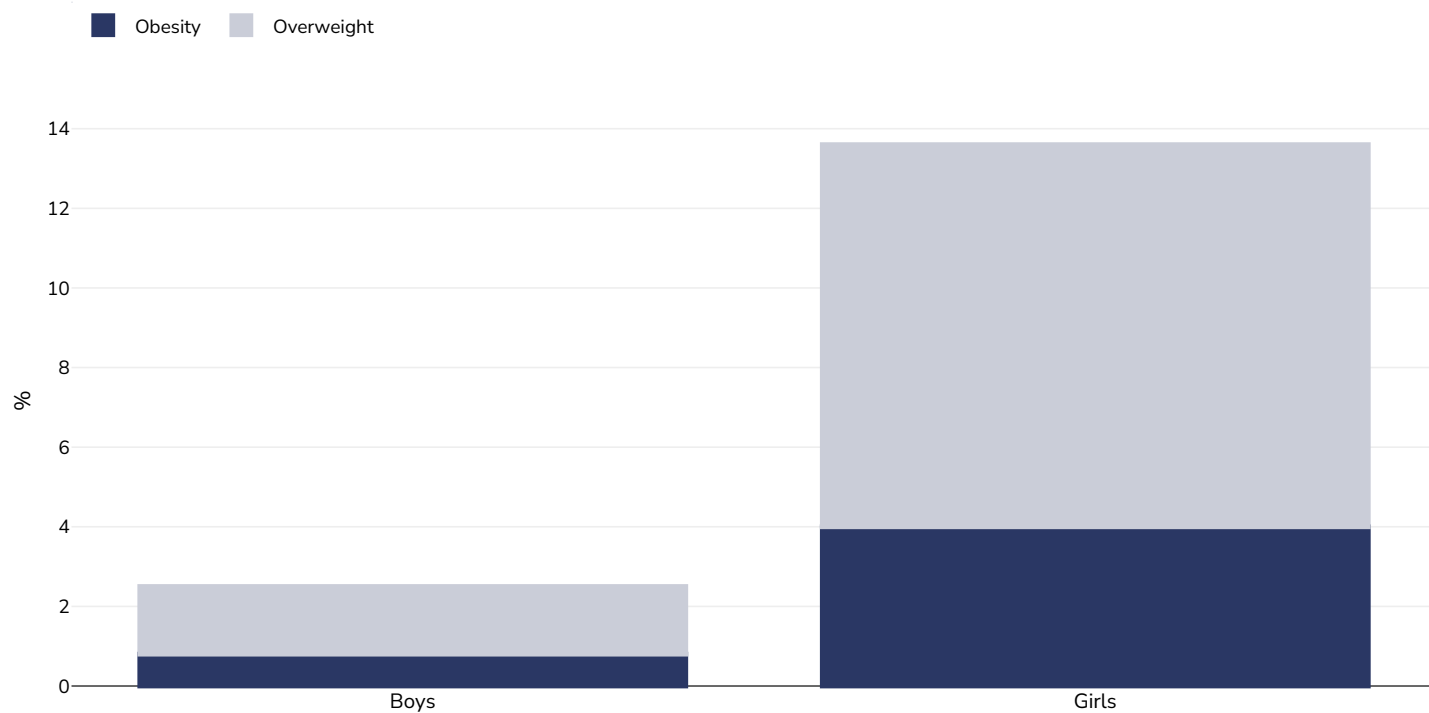


Survey type:	Measured
Age:	20-49
Sample size:	10498
Area covered:	National

References: Ghana Statistical Service (GSS) and ICF. 2024. Ghana Demographic and Health Survey 2022. Accra, Ghana, and Rockville, Maryland, USA: GSS and ICF.

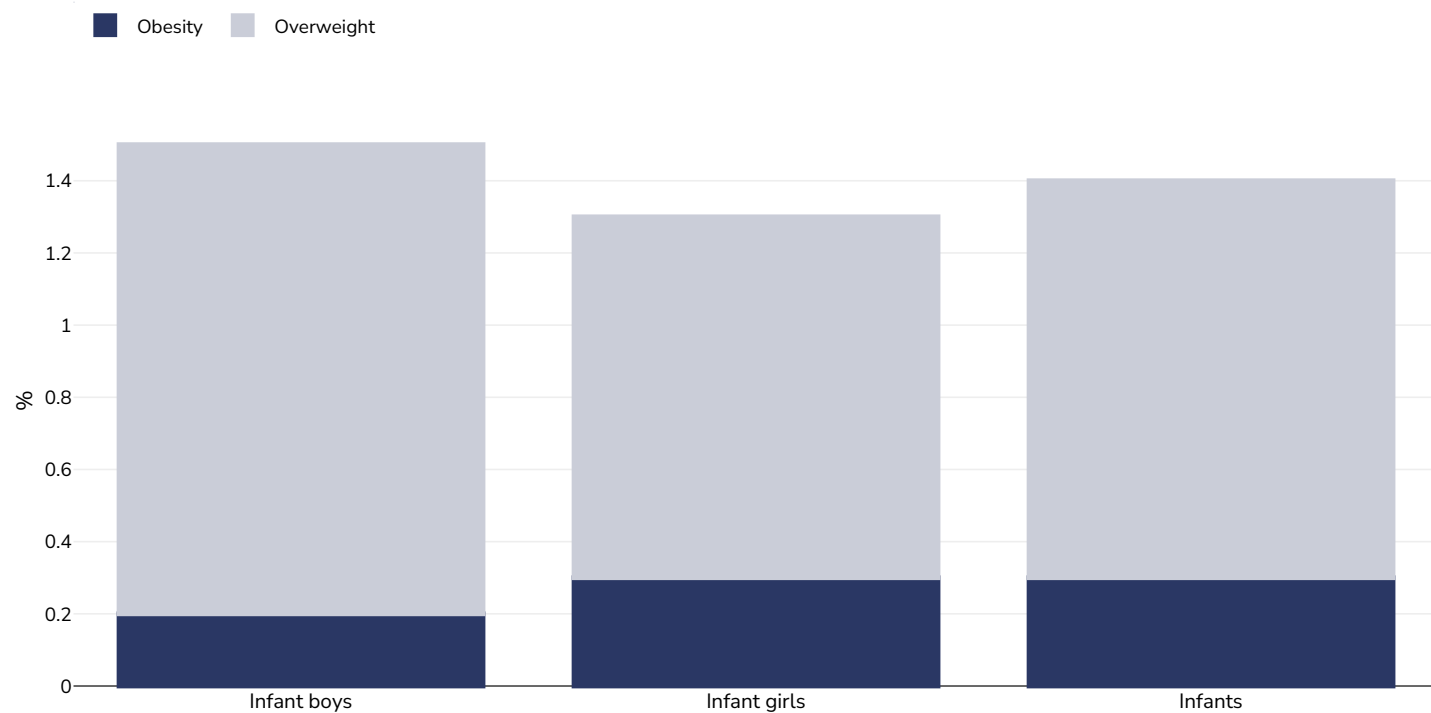
*Unless otherwise noted, overweight refers to a BMI between 25kg and 29.9kg/m<sup>2</sup>, obesity refers to a BMI greater than 30kg/m<sup>2</sup>.*

## Children, 2022



Survey type:	Measured
Age:	15-19
Sample size:	2760
Area covered:	National
References:	Ghana Statistical Service (GSS) and ICF. 2024. Ghana Demographic and Health Survey 2022. Accra, Ghana, and Rockville, Maryland, USA: GSS and ICF.
Cutoffs:	+1SD to 2SD />2SD

## Infants, 2017-2018



Survey type: Measured

Age: 0-5

Sample size: 8775

Area covered: National

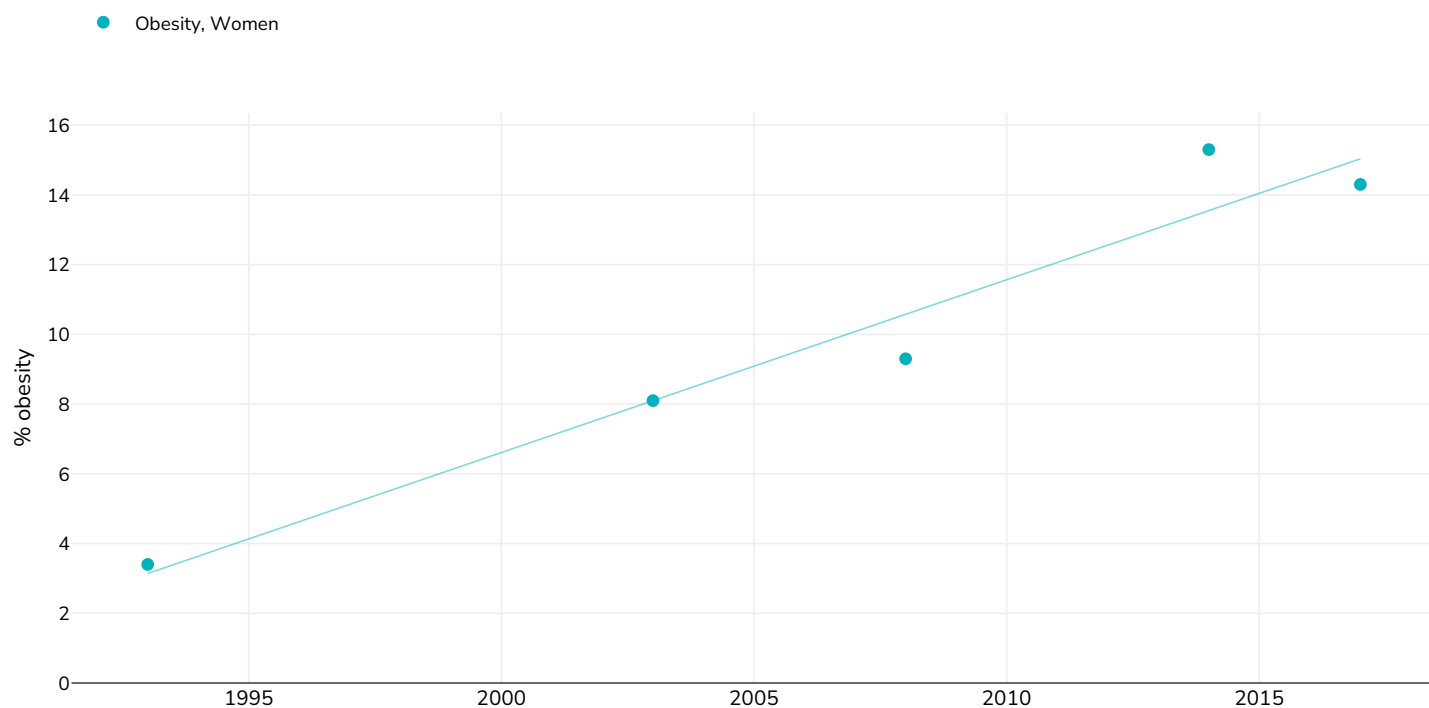
References: Ghana Statistical Service, 2018. Multiple Indicator Cluster Survey (MICS2017/18), Survey Findings Report. Accra, Ghana: GSS.  
[https://mics-surveys-prod.s3.amazonaws.com/MICS6/West%20and%20Central%20Africa/Ghana/2017-2018/Survey%20findings/Ghana%202017-18%20MICS%20Survey%20Findings%20Report\\_English.pdf](https://mics-surveys-prod.s3.amazonaws.com/MICS6/West%20and%20Central%20Africa/Ghana/2017-2018/Survey%20findings/Ghana%202017-18%20MICS%20Survey%20Findings%20Report_English.pdf) (Last accessed 22.06.21)

Notes: Infants.

Definitions: Weight for Height. Overweight = 2SD-3SD, Obesity =>3SD

Cutoffs: Other

## % Adults living with obesity in Ghana 1993-2017



Survey type: Measured

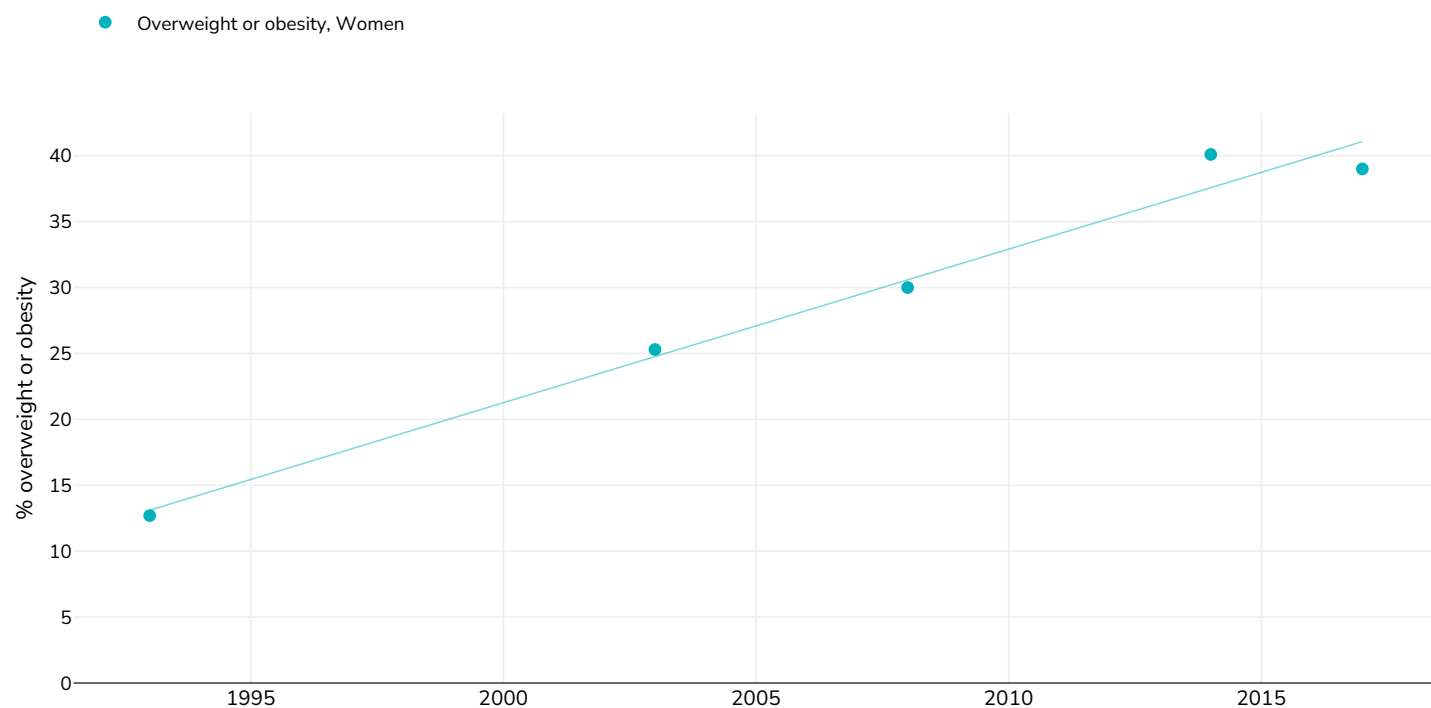
References: 1993: Martorell R, Khan LK, Hughes ML, Grummer Strawn LM. Obesity in women from developing countries. EJCN (2000) 54;247-252  
 2003: Ghana Statistical Service - GSS, Noguchi Memorial Institute for Medical Research - NMIMR/Ghana, and ORC Macro.  
 2004: Ghana Demographic and Health Survey 2003. Calverton, Maryland: GSS, NMIMR, and ORC Macro.  
 2008: Ghana Statistical Service - GSS, Ghana Health Service - GHS, and ICF Macro. 2009. Ghana Demographic and Health Survey 2008. Accra, Ghana: GSS, GHS, and ICF Macro.  
 2014: Ghana Statistical Service - GSS, Ghana Health Service - GHS, and ICF International. 2015. Ghana Demographic and Health Survey 2014. Rockville, Maryland, USA: GSS, GHS, and ICF International. Available at <http://www.dhsprogram.com/publications/publication-FR307-DHS-Final-Reports.cfm> (last accessed 11th April 2016)  
 2017: University of Ghana, GroundWork, University of Wisconsin-Madison, KEMRI-Wellcome Trust, UNICEF. Ghana Micronutrient Survey 2017. Accra, Ghana; 2017

Notes: Adults 15-49

*Unless otherwise noted, overweight refers to a BMI between 25kg and 29.9kg/m<sup>2</sup>, obesity refers to a BMI greater than 30kg/m<sup>2</sup>.*

*Different methodologies may have been used to collect this data and so data from different surveys may not be strictly comparable. Please check with original data sources for methodologies used.*

## % Adults living with overweight or obesity in Ghana 1993-2017



Survey type: Measured

References:

1993: Martorell R, Khan LK, Hughes ML, Grummer Strawn LM. Obesity in women from developing countries. *EJCN* (2000) 54;247-252

2003: Ghana Statistical Service - GSS, Noguchi Memorial Institute for Medical Research - NMIMR/Ghana, and ORC Macro.

2004: Ghana Demographic and Health Survey 2003. Calverton, Maryland: GSS, NMIMR, and ORC Macro.

2008: Ghana Statistical Service - GSS, Ghana Health Service - GHS, and ICF Macro. 2009. Ghana Demographic and Health Survey 2008. Accra, Ghana: GSS, GHS, and ICF Macro.

2014: Ghana Statistical Service - GSS, Ghana Health Service - GHS, and ICF International. 2015. Ghana Demographic and Health Survey 2014. Rockville, Maryland, USA: GSS, GHS, and ICF International. Available at <http://www.dhsprogram.com/publications/publication-FR307-DHS-Final-Reports.cfm> (last accessed 11th April 2016)

2017: University of Ghana, GroundWork, University of Wisconsin-Madison, KEMRI-Wellcome Trust, UNICEF. Ghana Micronutrient Survey 2017. Accra, Ghana; 2017

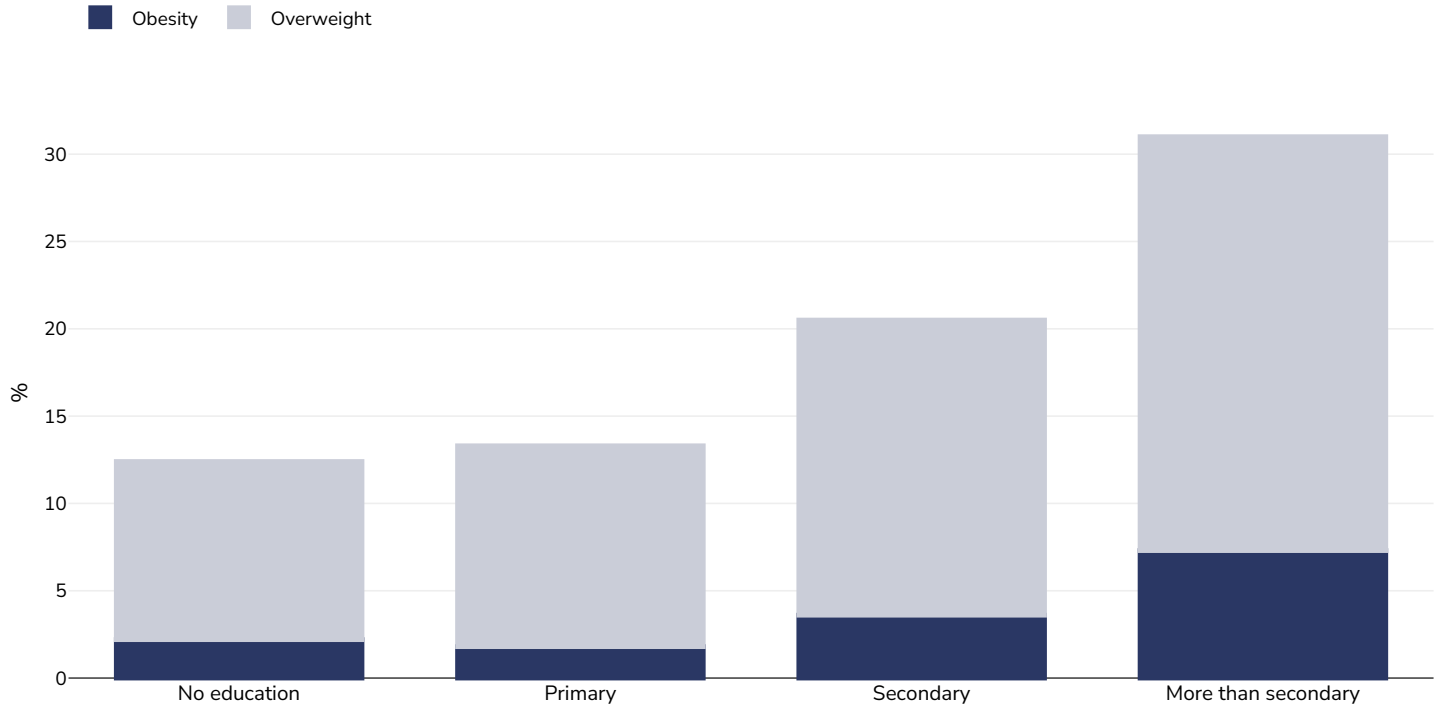
Notes: Adults 15-49

*Unless otherwise noted, overweight refers to a BMI between 25kg and 29.9kg/m<sup>2</sup>, obesity refers to a BMI greater than 30kg/m<sup>2</sup>.*

*Different methodologies may have been used to collect this data and so data from different surveys may not be strictly comparable. Please check with original data sources for methodologies used.*

## Overweight/obesity by education

Men, 2022

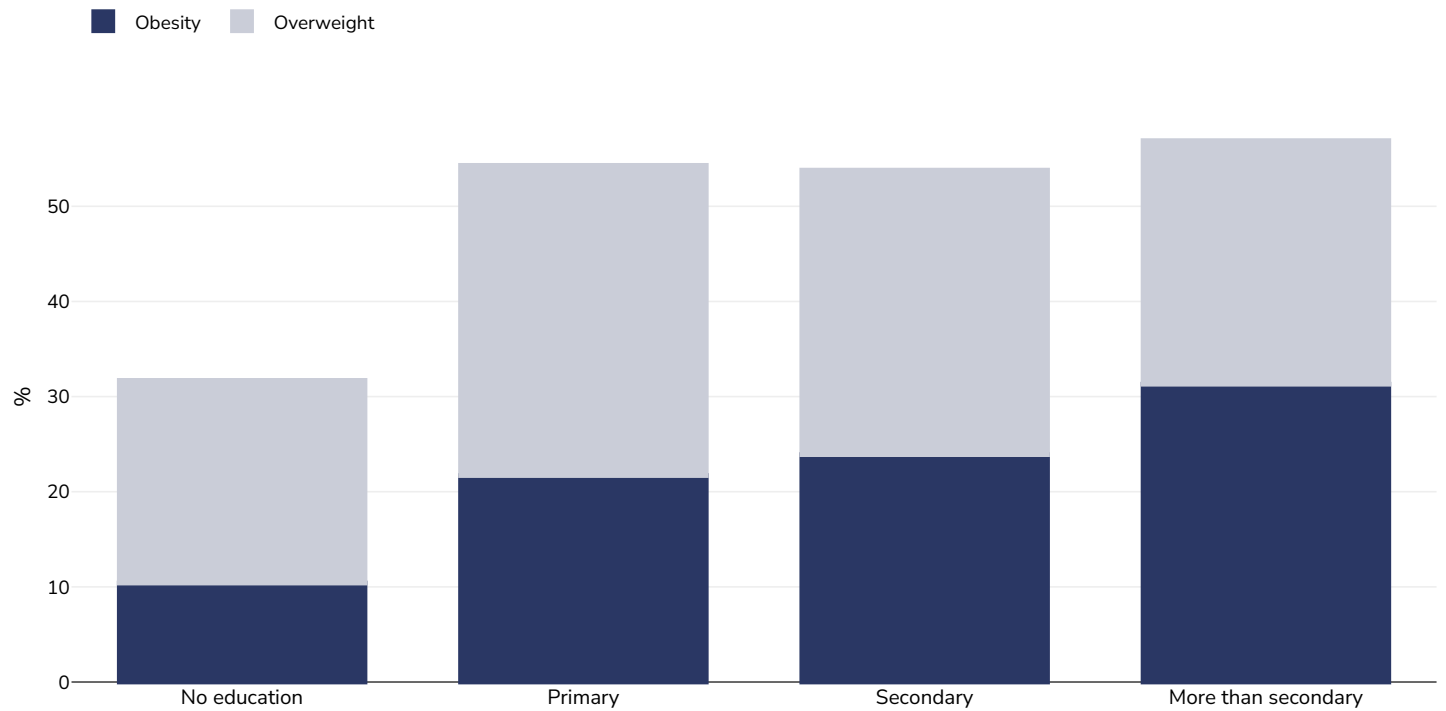


Survey type:	Measured
Age:	20-49
Sample size:	10498
Area covered:	National

References: Ghana Statistical Service (GSS) and ICF. 2024. Ghana Demographic and Health Survey 2022. Accra, Ghana, and Rockville, Maryland, USA: GSS and ICF.

*Unless otherwise noted, overweight refers to a BMI between 25kg and 29.9kg/m<sup>2</sup>, obesity refers to a BMI greater than 30kg/m<sup>2</sup>.*

## Women, 2022



Survey type: Measured

Age: 20-49

Sample size: 10498

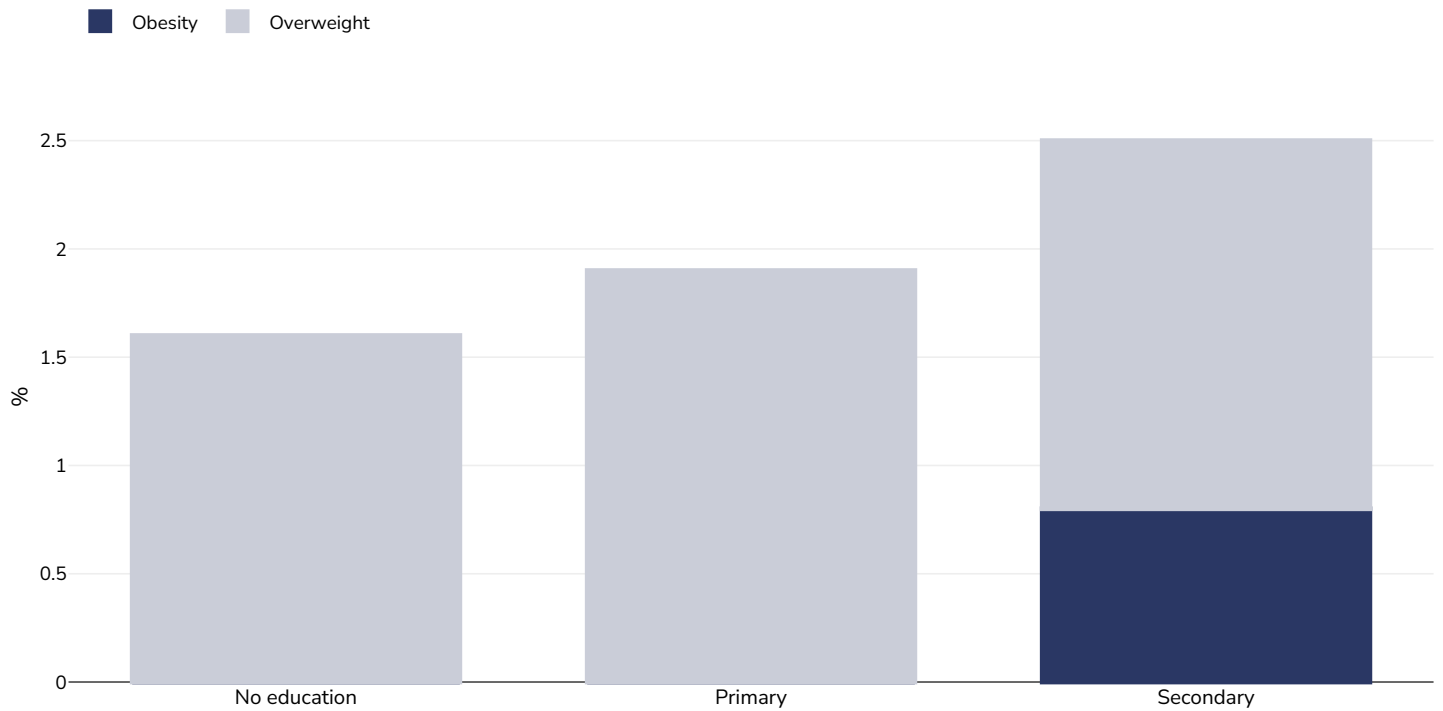
Area covered: National

References: Ghana Statistical Service (GSS) and ICF. 2024. Ghana Demographic and Health Survey 2022. Accra, Ghana, and Rockville, Maryland, USA: GSS and ICF.

*Unless otherwise noted, overweight refers to a BMI between 25kg and 29.9kg/m<sup>2</sup>, obesity refers to a BMI greater than 30kg/m<sup>2</sup>.*

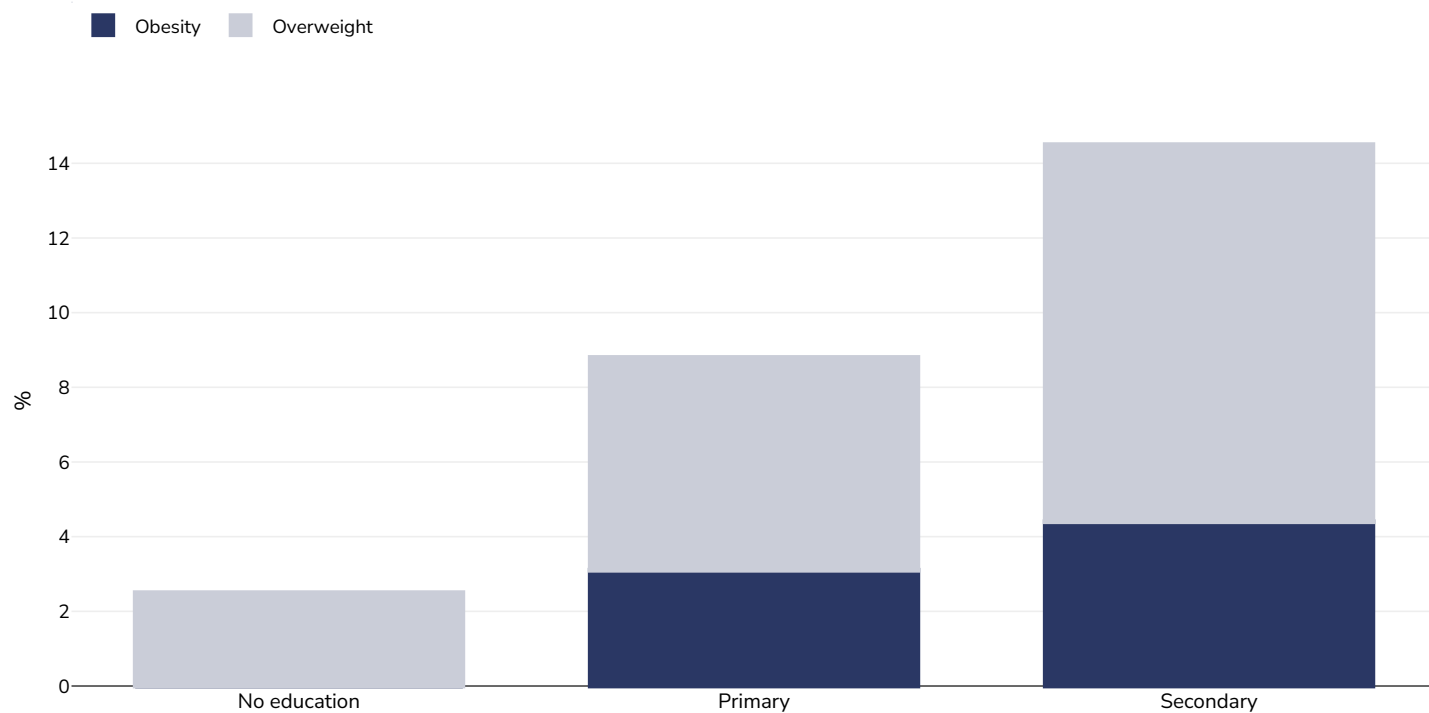


## Boys, 2022



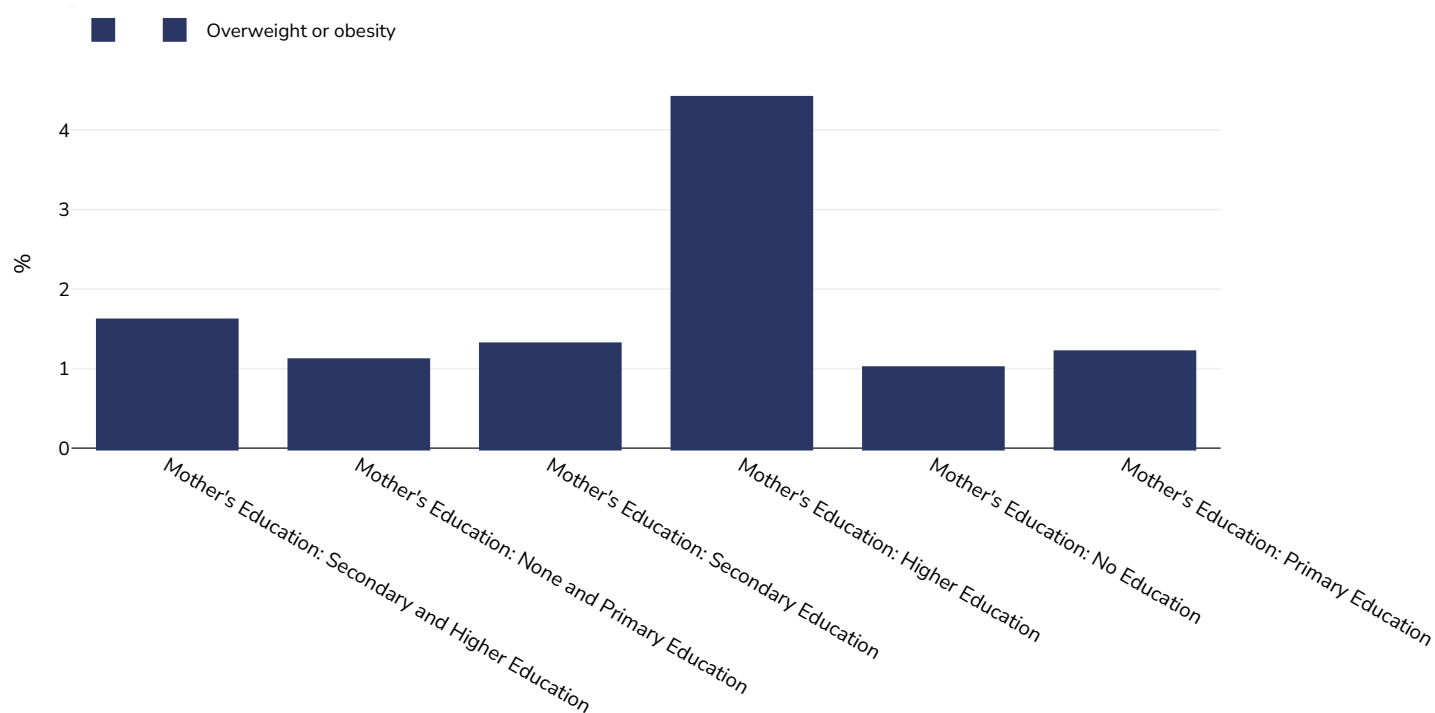
Survey type:	Measured
Age:	15-19
Sample size:	2760
Area covered:	National
References:	Ghana Statistical Service (GSS) and ICF. 2024. Ghana Demographic and Health Survey 2022. Accra, Ghana, and Rockville, Maryland, USA: GSS and ICF.
Notes:	33 Students who were educated beyond Secondary were excluded from this analysis as the sample size too small
Cutoffs:	+1SD to 2SD />2SD

## Girls, 2022



Survey type:	Measured
Age:	15-19
Sample size:	2760
Area covered:	National
References:	Ghana Statistical Service (GSS) and ICF. 2024. Ghana Demographic and Health Survey 2022. Accra, Ghana, and Rockville, Maryland, USA: GSS and ICF.
Notes:	33 Students who were educated beyond Secondary were excluded from this analysis as the sample size too small
Cutoffs:	+1SD to 2SD />2SD

## Infants, 2017-2018



Sample size: 8775

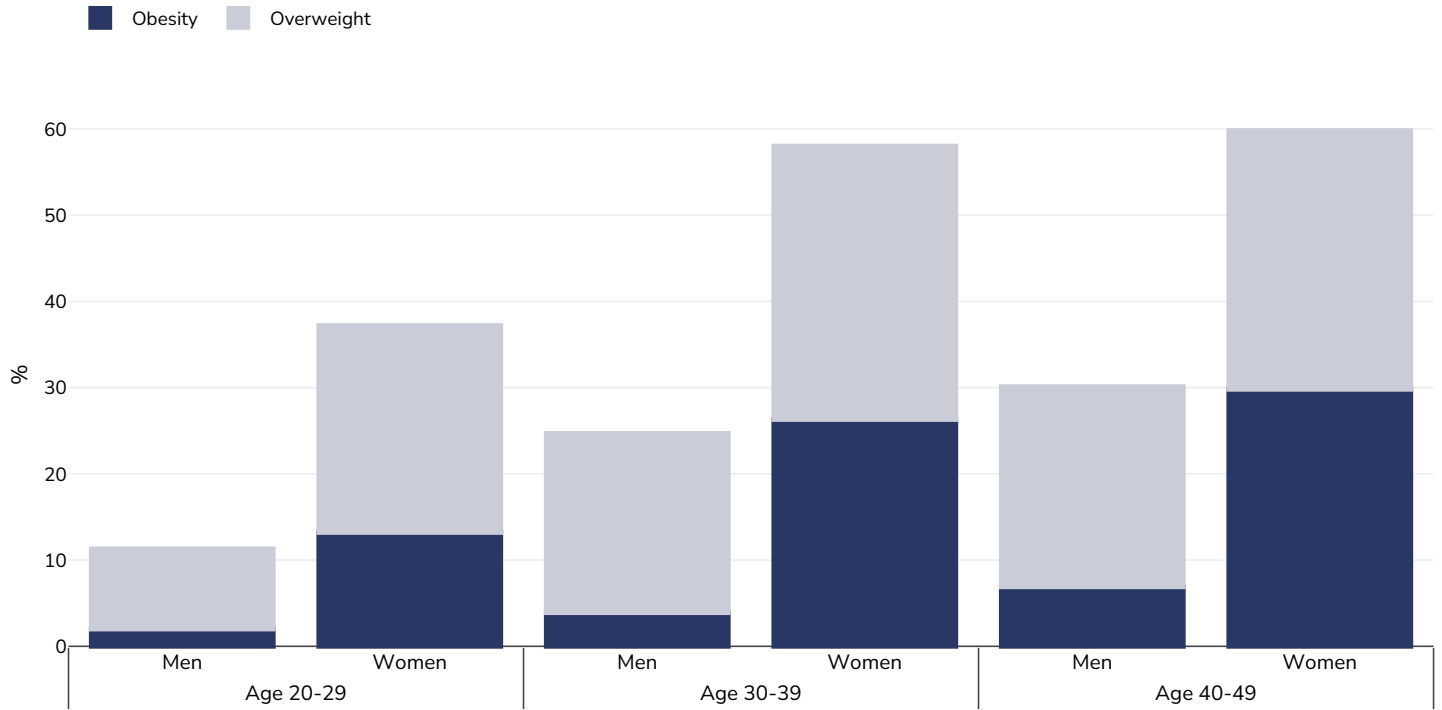
References: MICS: Multiple Indicator Cluster Survey (MICS2017/18), Survey Findings Report. Accra, Ghana: GSS

Notes: UNICEF/WHO/World Bank Joint Child Malnutrition Estimates Expanded Database: Overweight (Survey Estimates), May 2023, New York. For more information about the methodology, please consult <https://data.unicef.org/resources/jme-2023-country-consultations/> Percentage of children under 5 years of age falling above 2 standard deviations (moderate and severe) from the median weight-for-height of the reference population.

Definitions: =>+2SD

## Overweight/obesity by age

### Adults, 2022



Survey type: Measured

Sample size: 10498

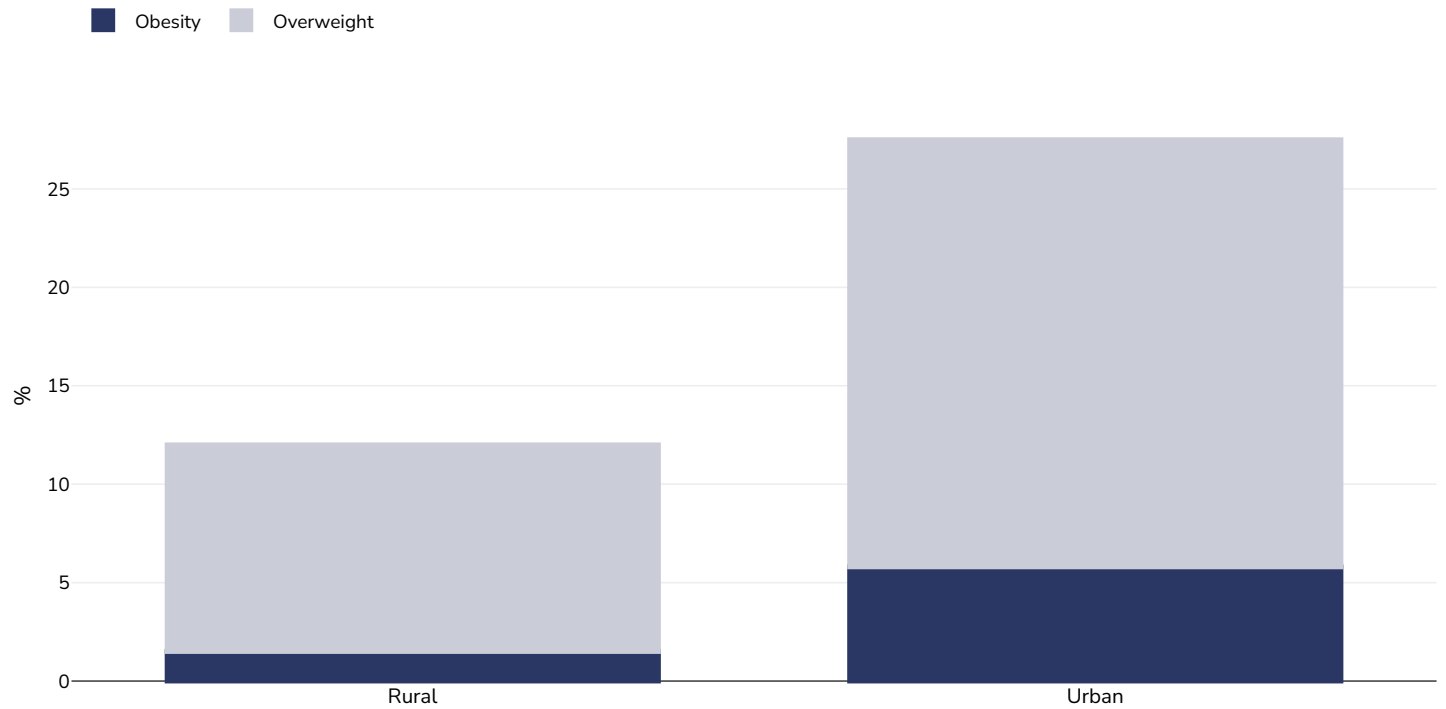
Area covered: National

References: Ghana Statistical Service (GSS) and ICF. 2024. Ghana Demographic and Health Survey 2022. Accra, Ghana, and Rockville, Maryland, USA: GSS and ICF.

*Unless otherwise noted, overweight refers to a BMI between 25kg and 29.9kg/m<sup>2</sup>, obesity refers to a BMI greater than 30kg/m<sup>2</sup>.*

## Overweight/obesity by region

### Men, 2022

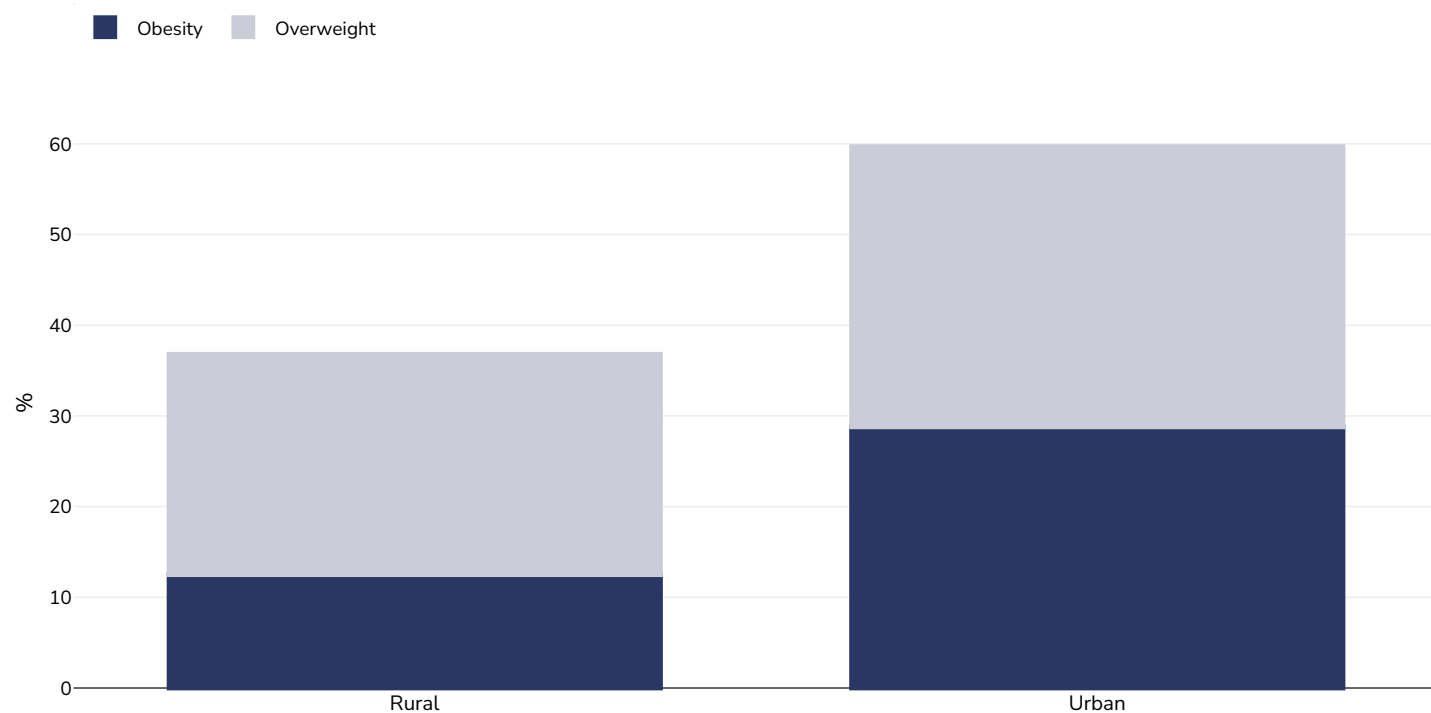


Survey type:	Measured
Age:	20-49
Sample size:	10498
Area covered:	National

References: Ghana Statistical Service (GSS) and ICF. 2024. Ghana Demographic and Health Survey 2022. Accra, Ghana, and Rockville, Maryland, USA: GSS and ICF.

*Unless otherwise noted, overweight refers to a BMI between 25kg and 29.9kg/m<sup>2</sup>, obesity refers to a BMI greater than 30kg/m<sup>2</sup>.*

## Women, 2022

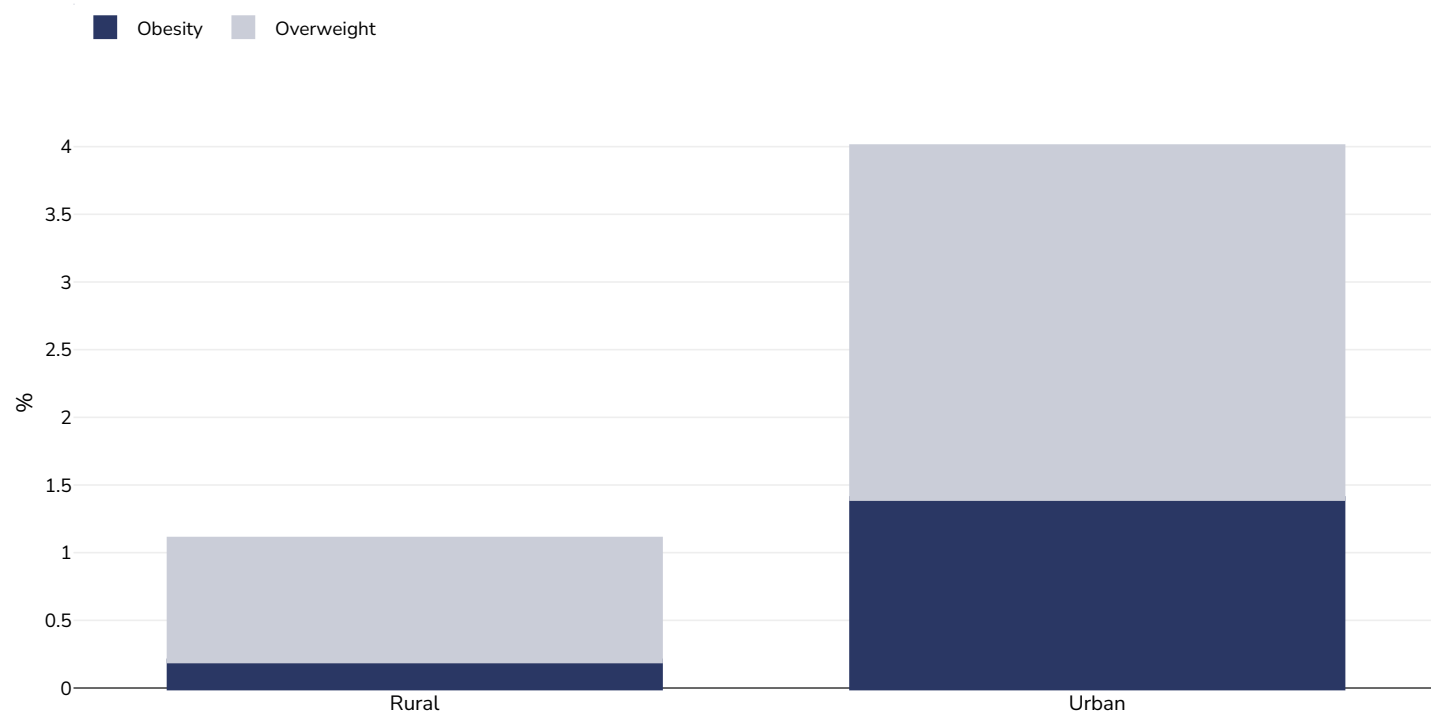


Survey type:	Measured
Age:	20-49
Sample size:	10498
Area covered:	National

References: Ghana Statistical Service (GSS) and ICF. 2024. Ghana Demographic and Health Survey 2022. Accra, Ghana, and Rockville, Maryland, USA: GSS and ICF.

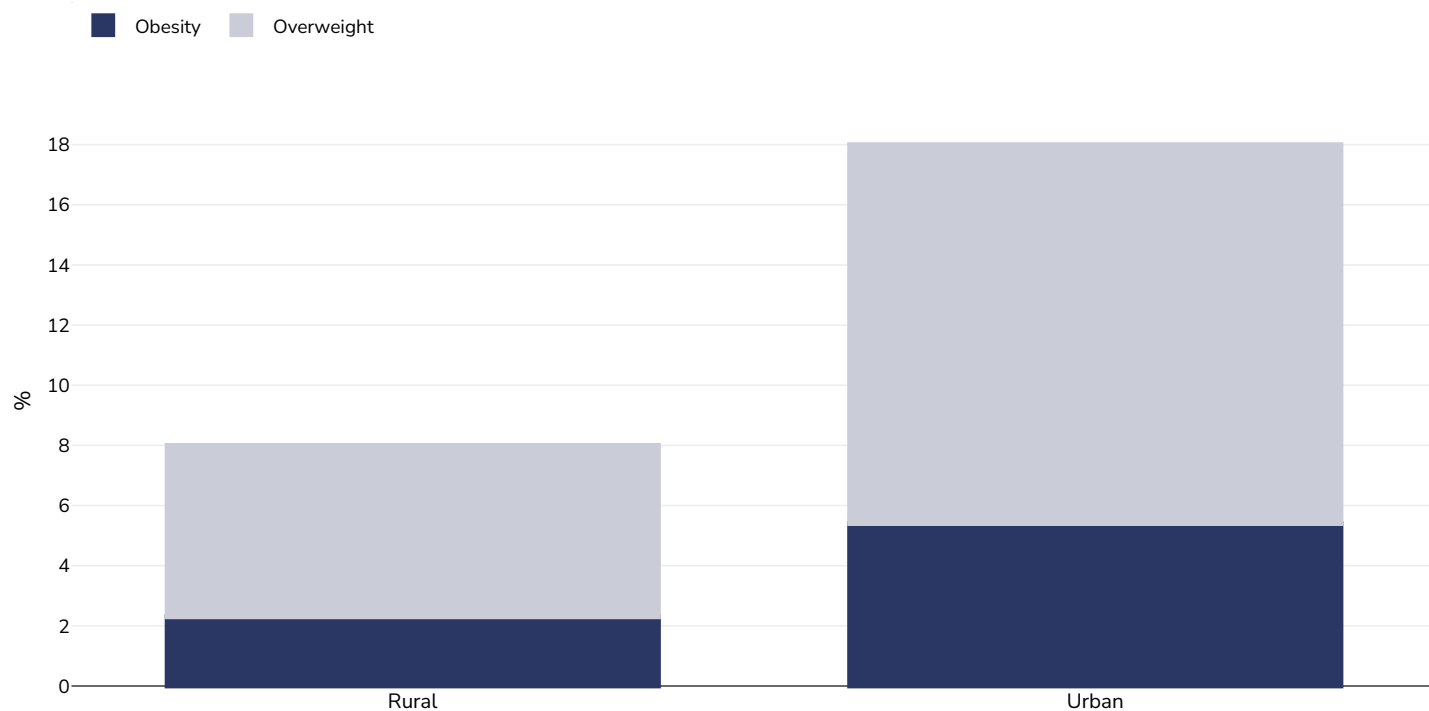
*Unless otherwise noted, overweight refers to a BMI between 25kg and 29.9kg/m<sup>2</sup>, obesity refers to a BMI greater than 30kg/m<sup>2</sup>.*

## Boys, 2022



Survey type:	Measured
Age:	15-19
Sample size:	2760
Area covered:	National
References:	Ghana Statistical Service (GSS) and ICF. 2024. Ghana Demographic and Health Survey 2022. Accra, Ghana, and Rockville, Maryland, USA: GSS and ICF.
Cutoffs:	+1SD to 2SD />2SD

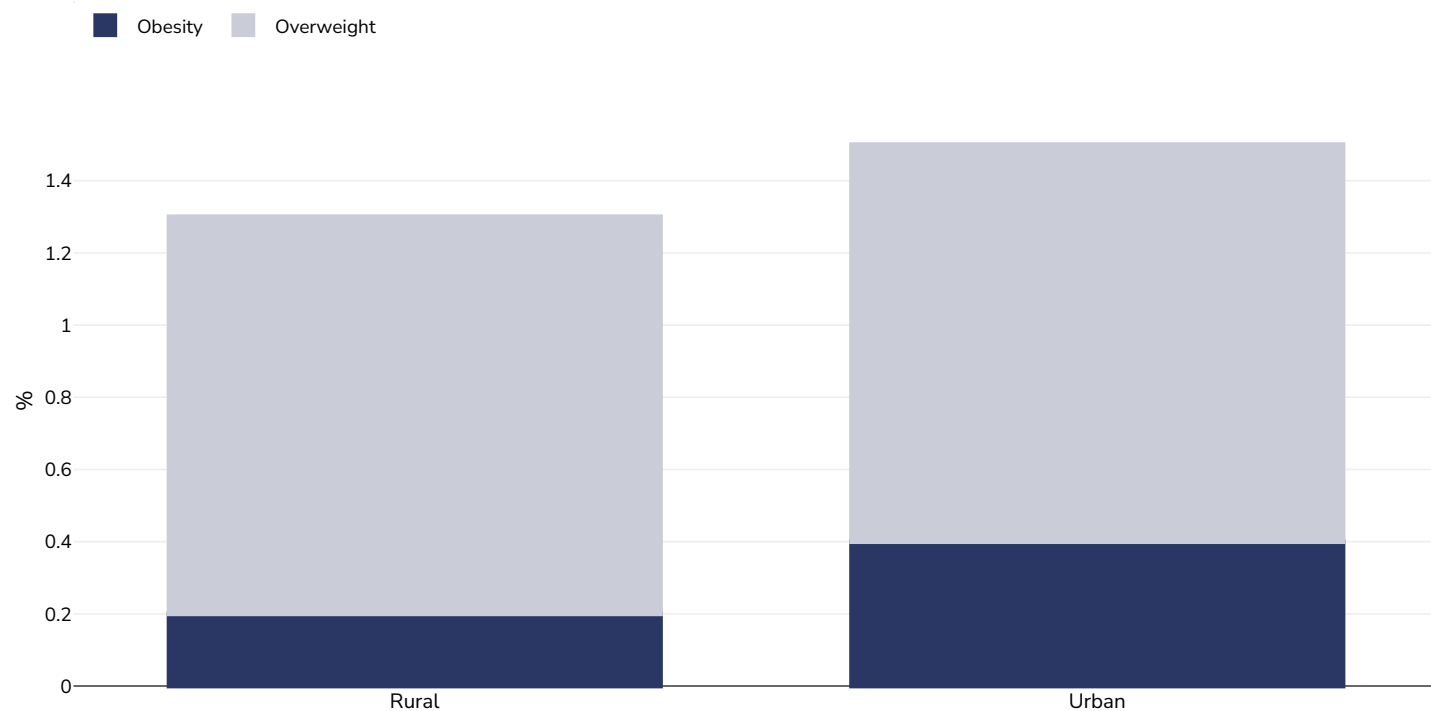
## Girls, 2022



Survey type:	Measured
Age:	15-19
Sample size:	2760
Area covered:	National
References:	Ghana Statistical Service (GSS) and ICF. 2024. Ghana Demographic and Health Survey 2022. Accra, Ghana, and Rockville, Maryland, USA: GSS and ICF.
Cutoffs:	+1SD to 2SD />2SD



## Infants, 2017-2018



Survey type: Measured

Sample size: 8775

Area covered: National

References: Ghana Statistical Service, 2018. Multiple Indicator Cluster Survey (MICS2017/18), Survey Findings Report. Accra, Ghana: GSS. [https://mics-surveys-prod.s3.amazonaws.com/MICS6/West%20and%20Central%20Africa/Ghana/2017-2018/Survey%20findings/Ghana%202017-18%20MICS%20Survey%20Findings%20Report\\_English.pdf](https://mics-surveys-prod.s3.amazonaws.com/MICS6/West%20and%20Central%20Africa/Ghana/2017-2018/Survey%20findings/Ghana%202017-18%20MICS%20Survey%20Findings%20Report_English.pdf) (Last accessed 22.06.21)

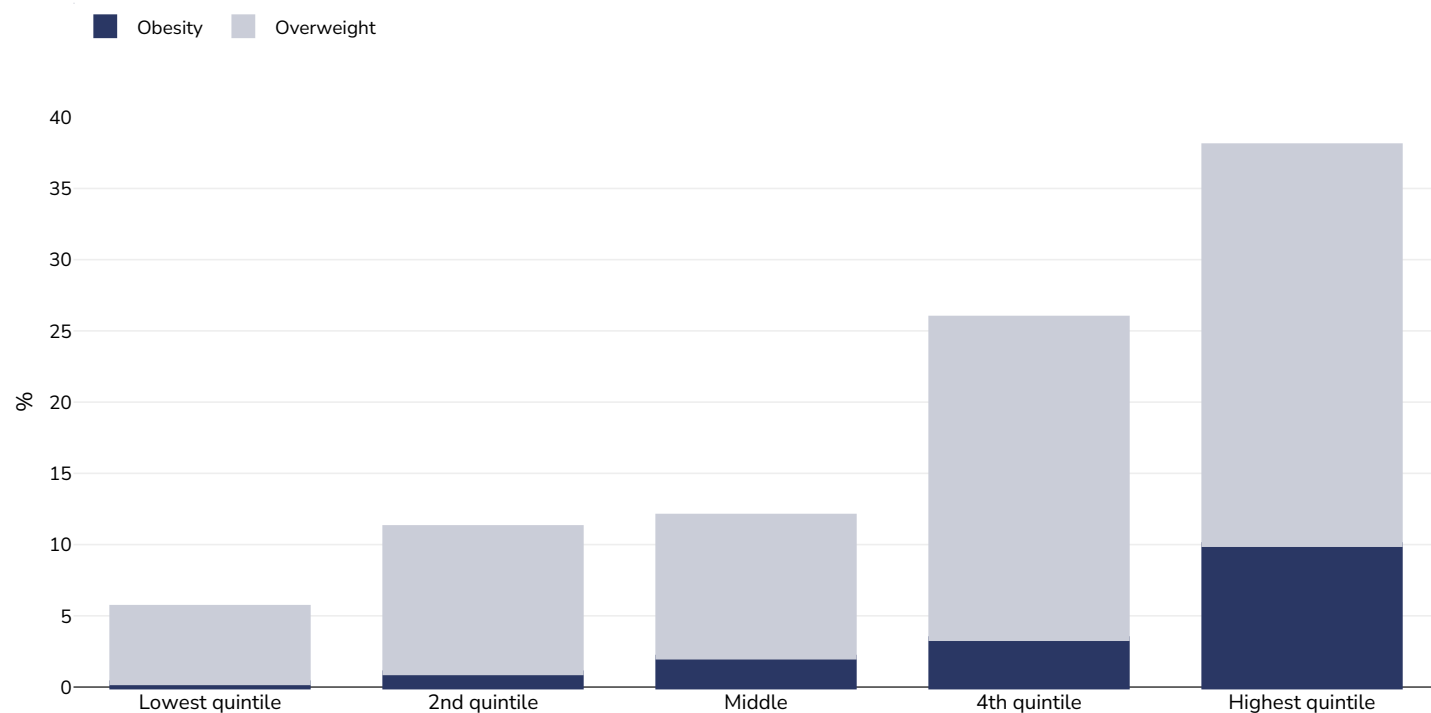
Notes: Infants.

Definitions: Weight for Height. Overweight = 2SD-3SD, Obesity =>3SD

Cutoffs: Other

## Overweight/obesity by socio-economic group

### Men, 2022

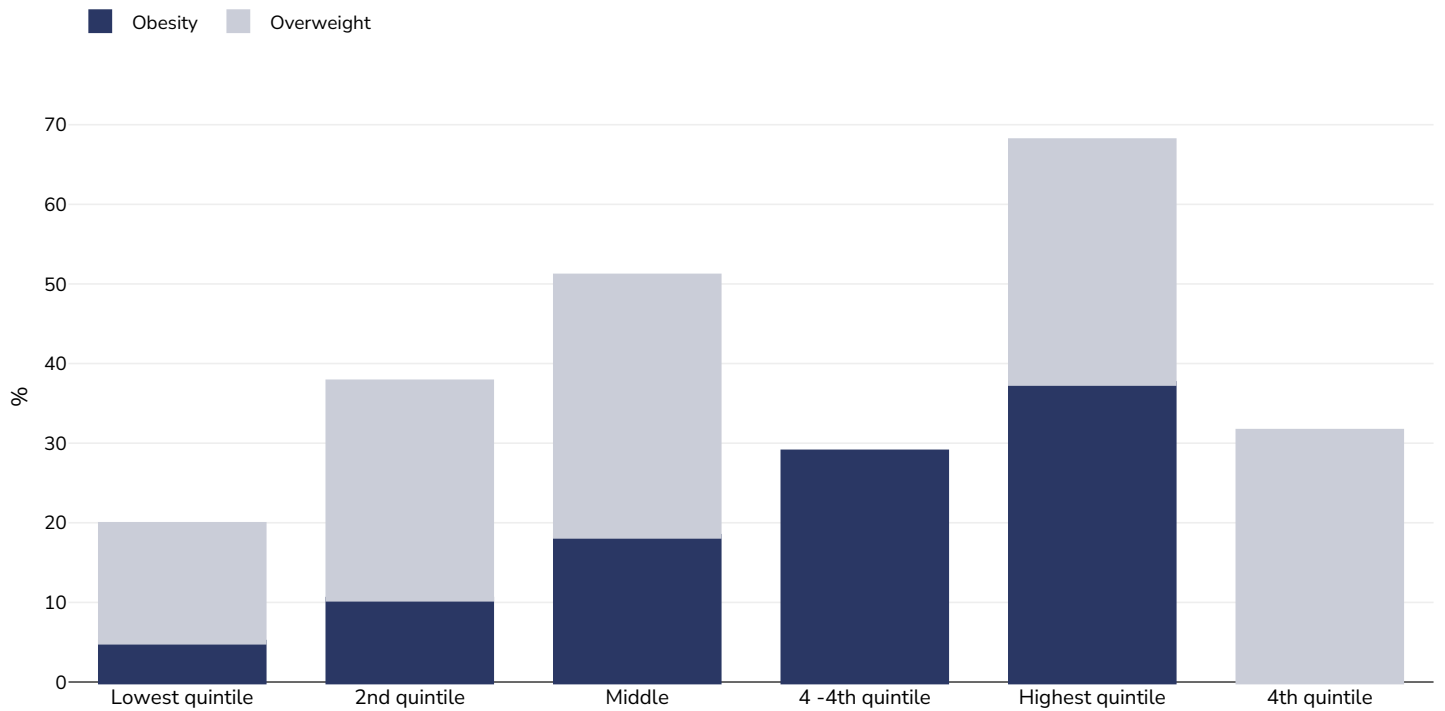


Survey type:	Measured
Age:	20-49
Sample size:	10498
Area covered:	National

References: Ghana Statistical Service (GSS) and ICF. 2024. Ghana Demographic and Health Survey 2022. Accra, Ghana, and Rockville, Maryland, USA: GSS and ICF.

*Unless otherwise noted, overweight refers to a BMI between 25kg and 29.9kg/m<sup>2</sup>, obesity refers to a BMI greater than 30kg/m<sup>2</sup>.*

## Women, 2022

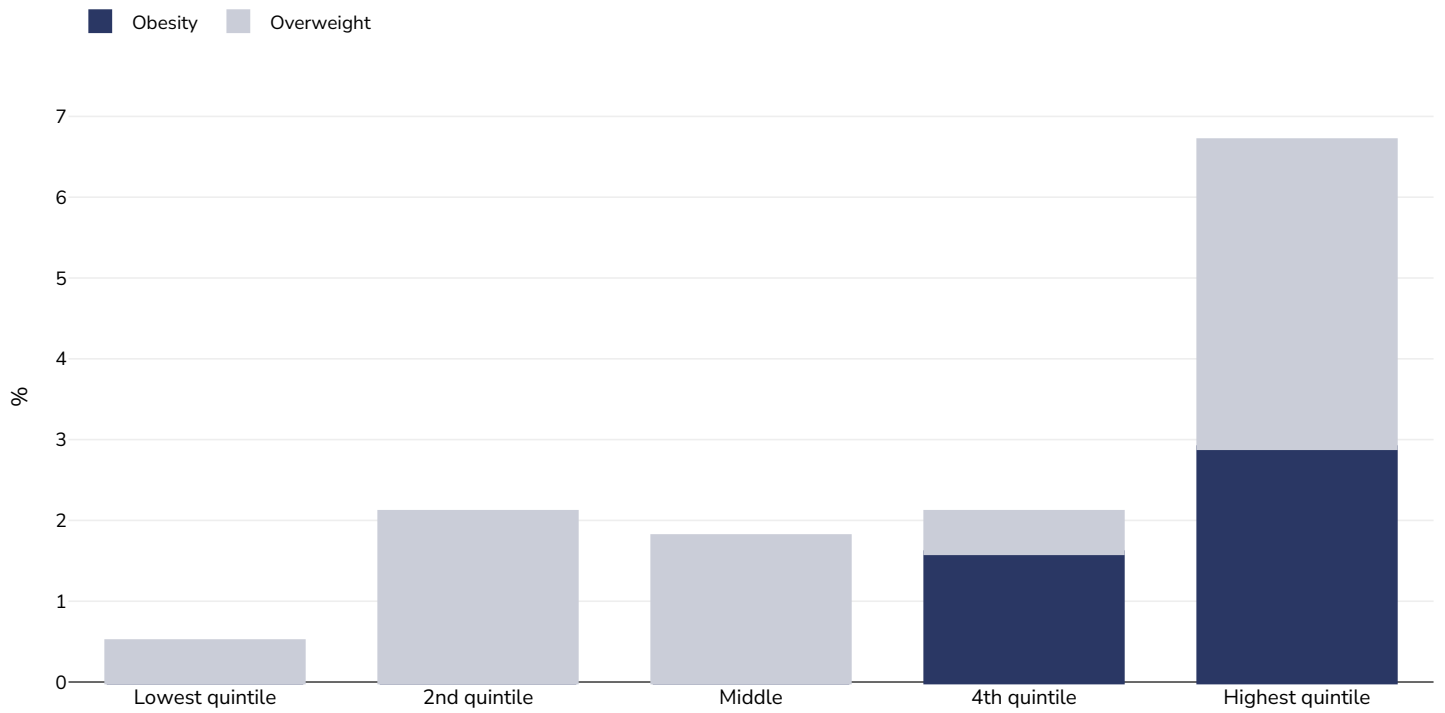


Survey type:	Measured
Age:	20-49
Sample size:	10498
Area covered:	National

References: Ghana Statistical Service (GSS) and ICF. 2024. Ghana Demographic and Health Survey 2022. Accra, Ghana, and Rockville, Maryland, USA: GSS and ICF.

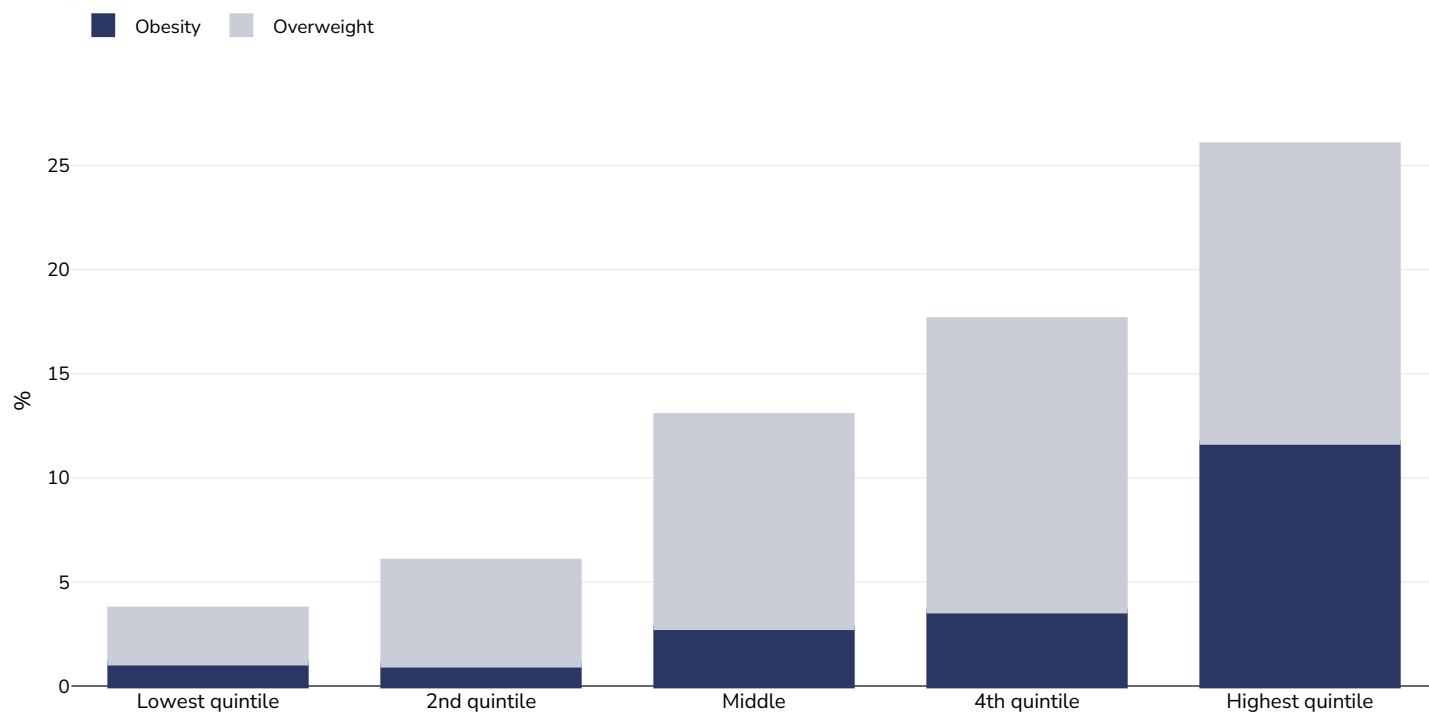
*Unless otherwise noted, overweight refers to a BMI between 25kg and 29.9kg/m<sup>2</sup>, obesity refers to a BMI greater than 30kg/m<sup>2</sup>.*

## Boys, 2022



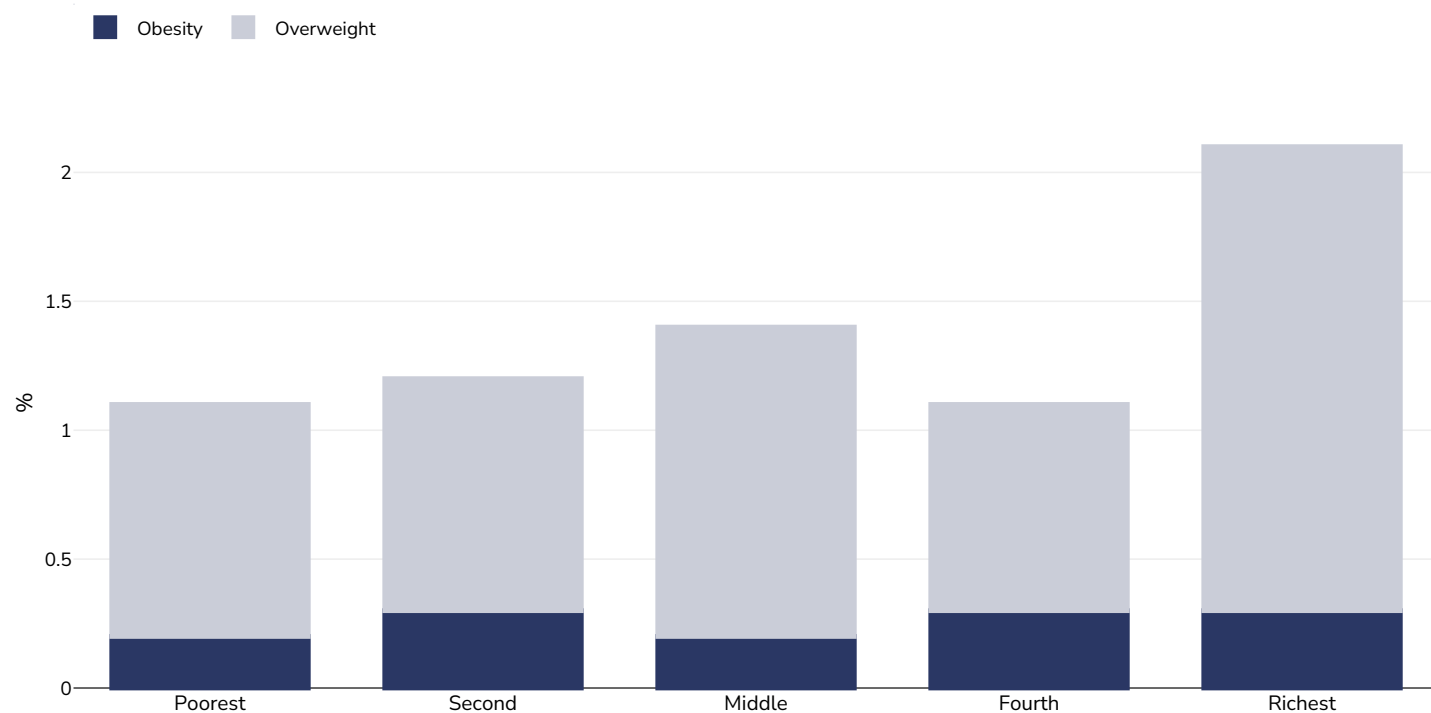
Survey type:	Measured
Age:	15-19
Sample size:	2760
Area covered:	National
References:	Ghana Statistical Service (GSS) and ICF. 2024. Ghana Demographic and Health Survey 2022. Accra, Ghana, and Rockville, Maryland, USA: GSS and ICF.
Cutoffs:	+1SD to 2SD />2SD

## Girls, 2022



Survey type:	Measured
Age:	15-19
Sample size:	2760
Area covered:	National
References:	Ghana Statistical Service (GSS) and ICF. 2024. Ghana Demographic and Health Survey 2022. Accra, Ghana, and Rockville, Maryland, USA: GSS and ICF.
Cutoffs:	+1SD to 2SD />2SD

## Infants, 2017-2018



Survey type: Measured

Sample size: 8775

Area covered: National

References: Ghana Statistical Service, 2018. Multiple Indicator Cluster Survey (MICS2017/18), Survey Findings Report. Accra, Ghana: GSS.  
[https://mics-surveys-prod.s3.amazonaws.com/MICS6/West%20and%20Central%20Africa/Ghana/2017-2018/Survey%20findings/Ghana%202017-18%20MICS%20Survey%20Findings%20Report\\_English.pdf](https://mics-surveys-prod.s3.amazonaws.com/MICS6/West%20and%20Central%20Africa/Ghana/2017-2018/Survey%20findings/Ghana%202017-18%20MICS%20Survey%20Findings%20Report_English.pdf) (Last accessed 22.06.21)

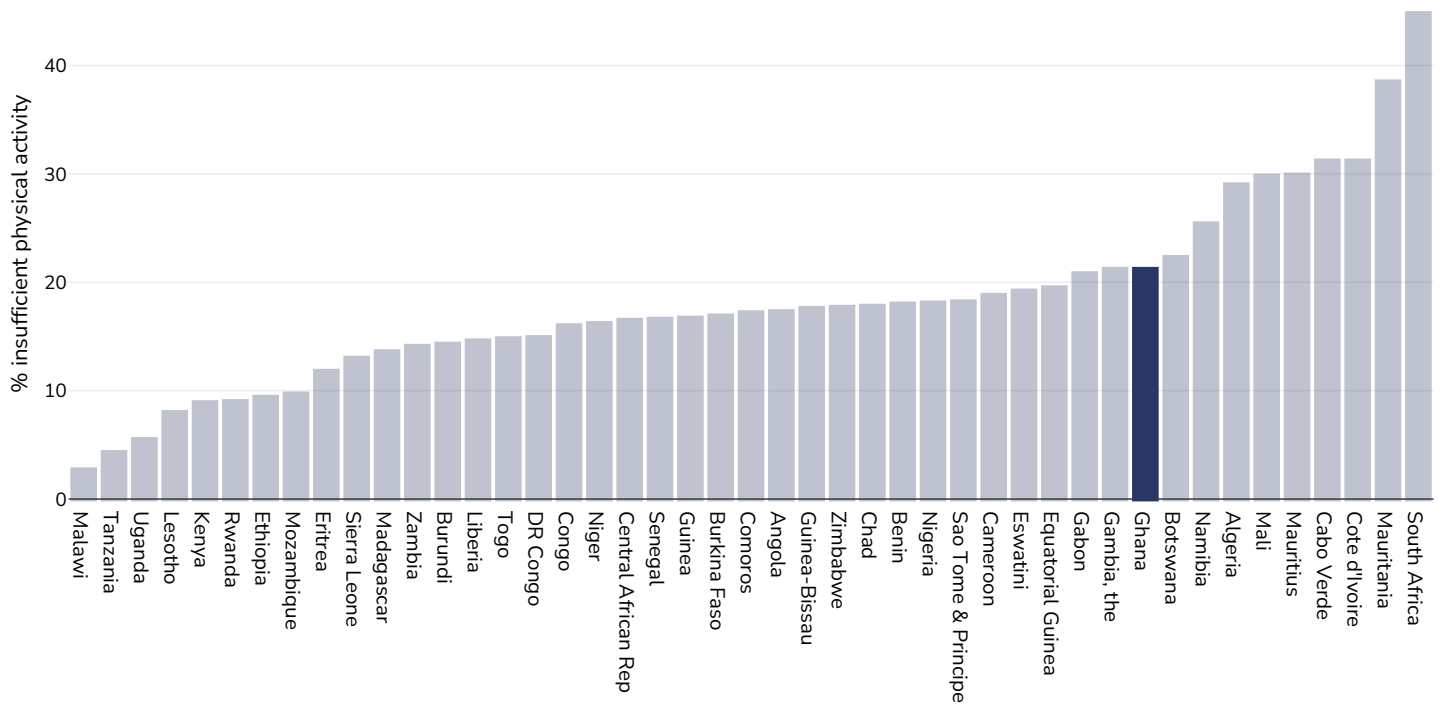
Notes: Infants.

Definitions: Weight for Height. Overweight = 2SD-3SD, Obesity =>3SD

Cutoffs: Other

## Insufficient physical activity

Adults, 2022



Survey type: Self-reported

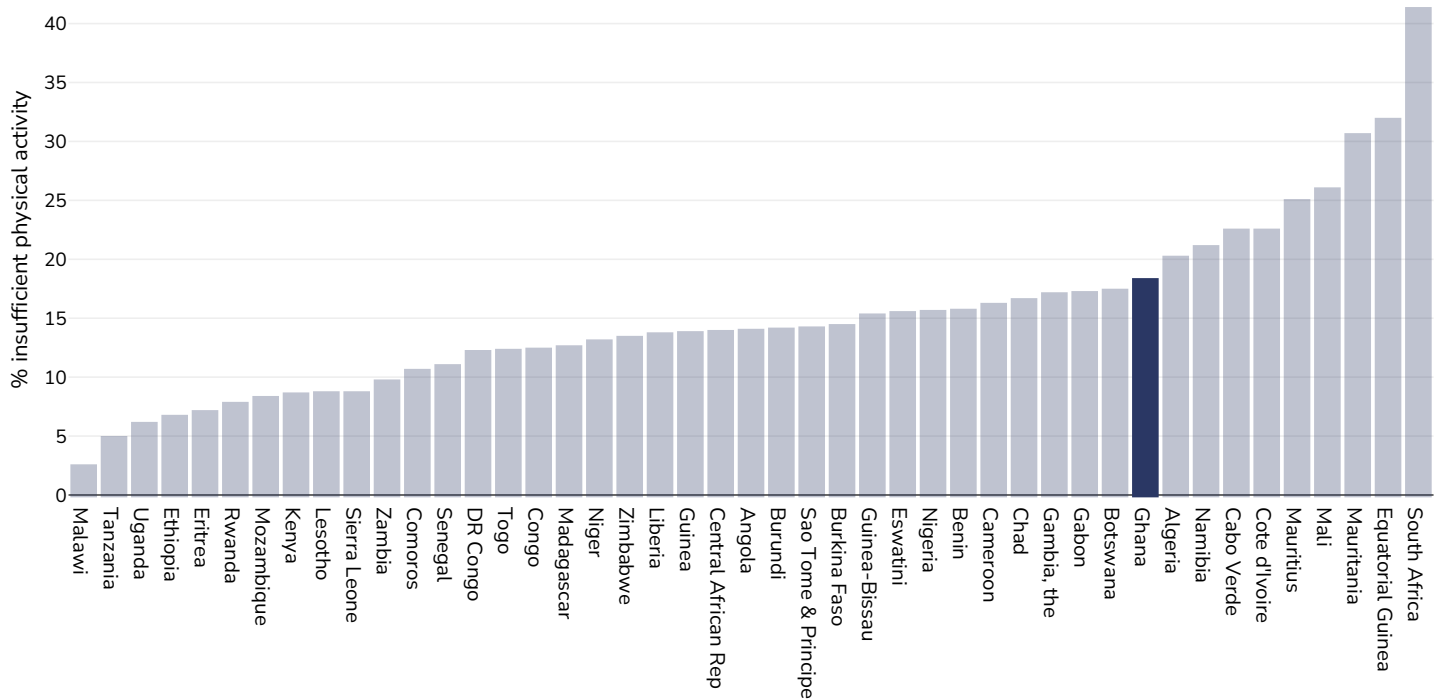
Age: 18+

Area covered: National

References: WHO (2024). Prevalence of insufficient physical activity among adults aged 18-years age-standardized estimate in 2022. Available at [https://www.who.int/data/gho/data/indicators/indicator-details/GHO/prevalence-of-insufficient-physical-activity-among-adults-aged-18-years-\(age-standardized-estimate\)-\(-\)](https://www.who.int/data/gho/data/indicators/indicator-details/GHO/prevalence-of-insufficient-physical-activity-among-adults-aged-18-years-(age-standardized-estimate)-(-))

Definitions: Percent of population attaining less than 150 minutes of moderate-intensity physical activity per week, or less than 75 minutes of vigorous-intensity physical activity per week, or equivalent.

## Men, 2022



Survey type: Self-reported

Age: 18+

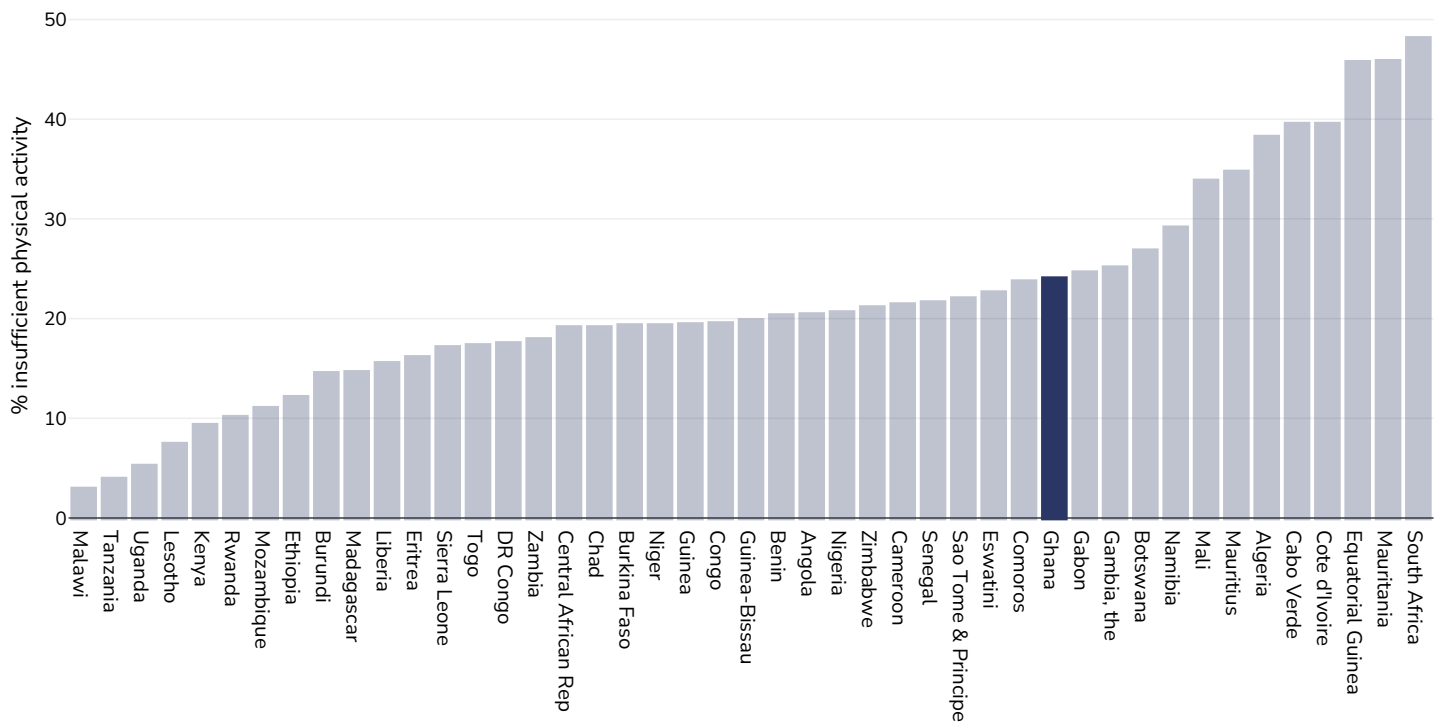
Area covered: National

References: WHO (2024). Prevalence of insufficient physical activity among adults aged 18-years age-standardized estimate in 2022. Available at [https://www.who.int/data/gho/data/indicators/indicator-details/GHO/prevalence-of-insufficient-physical-activity-among-adults-aged-18-years-\(age-standardized-estimate\)-\(-\)](https://www.who.int/data/gho/data/indicators/indicator-details/GHO/prevalence-of-insufficient-physical-activity-among-adults-aged-18-years-(age-standardized-estimate)-(-))

Definitions: Percent of population attaining less than 150 minutes of moderate-intensity physical activity per week, or less than 75 minutes of vigorous-intensity physical activity per week, or equivalent.



## Women, 2022



Survey type: Self-reported

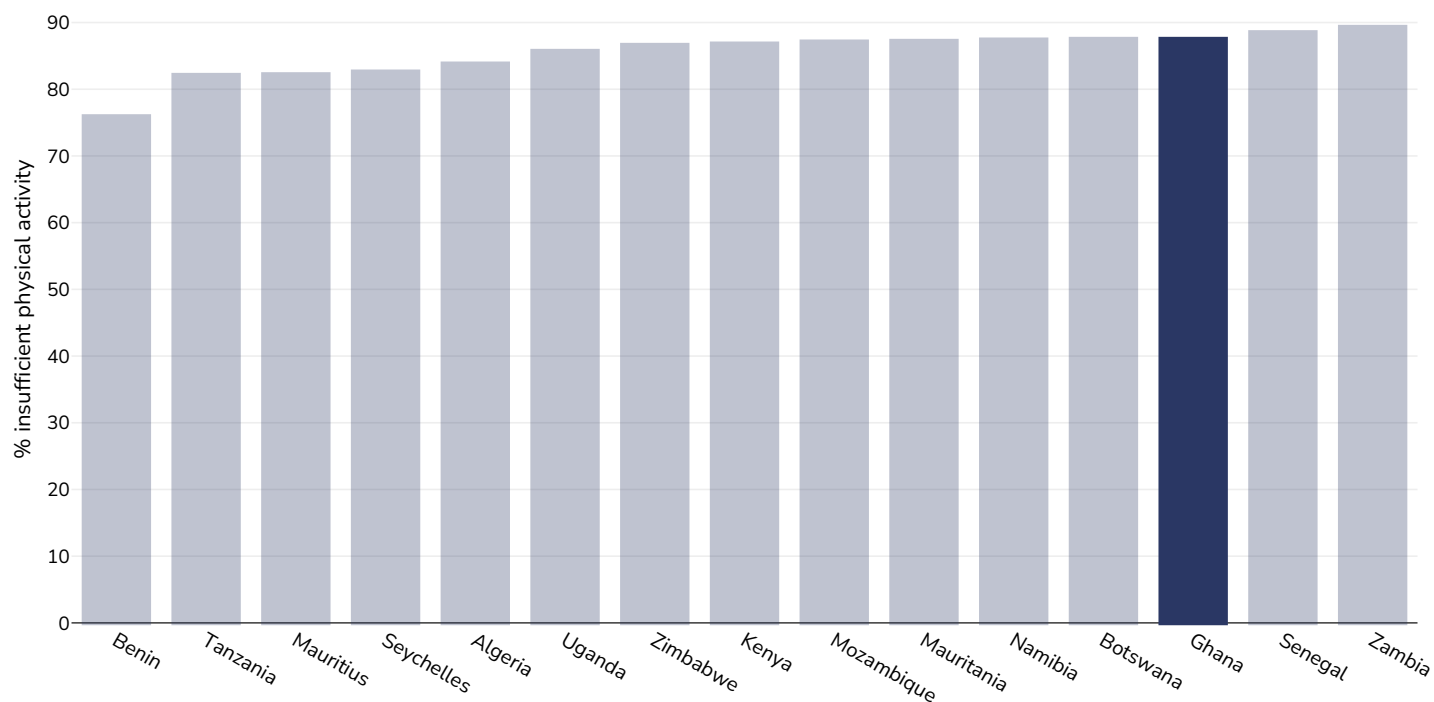
Age: 18+

Area covered: National

References: WHO (2024). Prevalence of insufficient physical activity among adults aged 18-years age-standardized estimate in 2022. Available at [https://www.who.int/data/gho/data/indicators/indicator-details/GHO/prevalence-of-insufficient-physical-activity-among-adults-aged-18-years-\(age-standardized-estimate\)-\(-\)](https://www.who.int/data/gho/data/indicators/indicator-details/GHO/prevalence-of-insufficient-physical-activity-among-adults-aged-18-years-(age-standardized-estimate)-(-))

Definitions: Percent of population attaining less than 150 minutes of moderate-intensity physical activity per week, or less than 75 minutes of vigorous-intensity physical activity per week, or equivalent.

## Children, 2016



Survey type: Self-reported

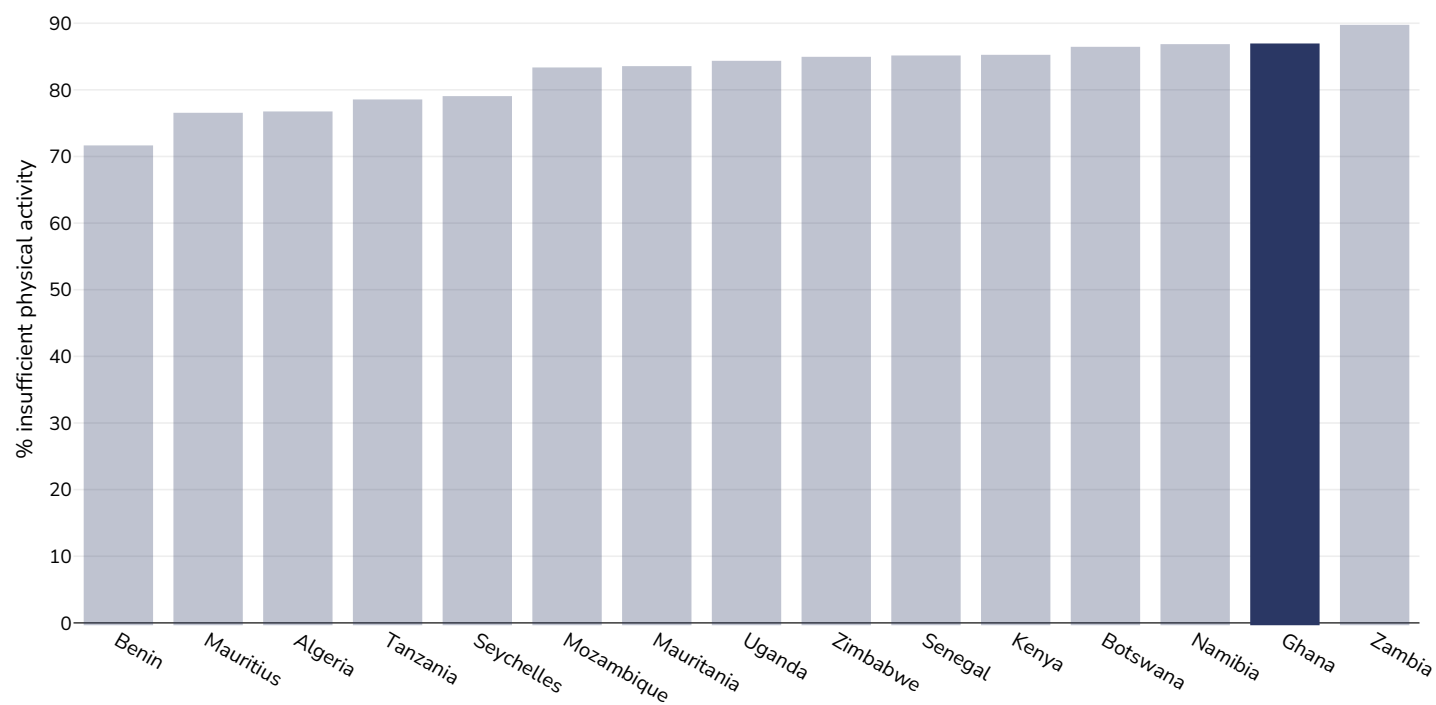
Age: 11-17

References: Global Health Observatory data repository, World Health Organisation, <https://apps.who.int/gho/data/node.main.A893ADO?lang=en> (last accessed 16.03.21)

Notes: % of school going adolescents not meeting WHO recommendations on Physical Activity for Health, i.e. doing less than 60 minutes of moderate- to vigorous-intensity physical activity daily.

Definitions: % Adolescents insufficiently active (age standardised estimate)

## Boys, 2016



Survey type: Self-reported

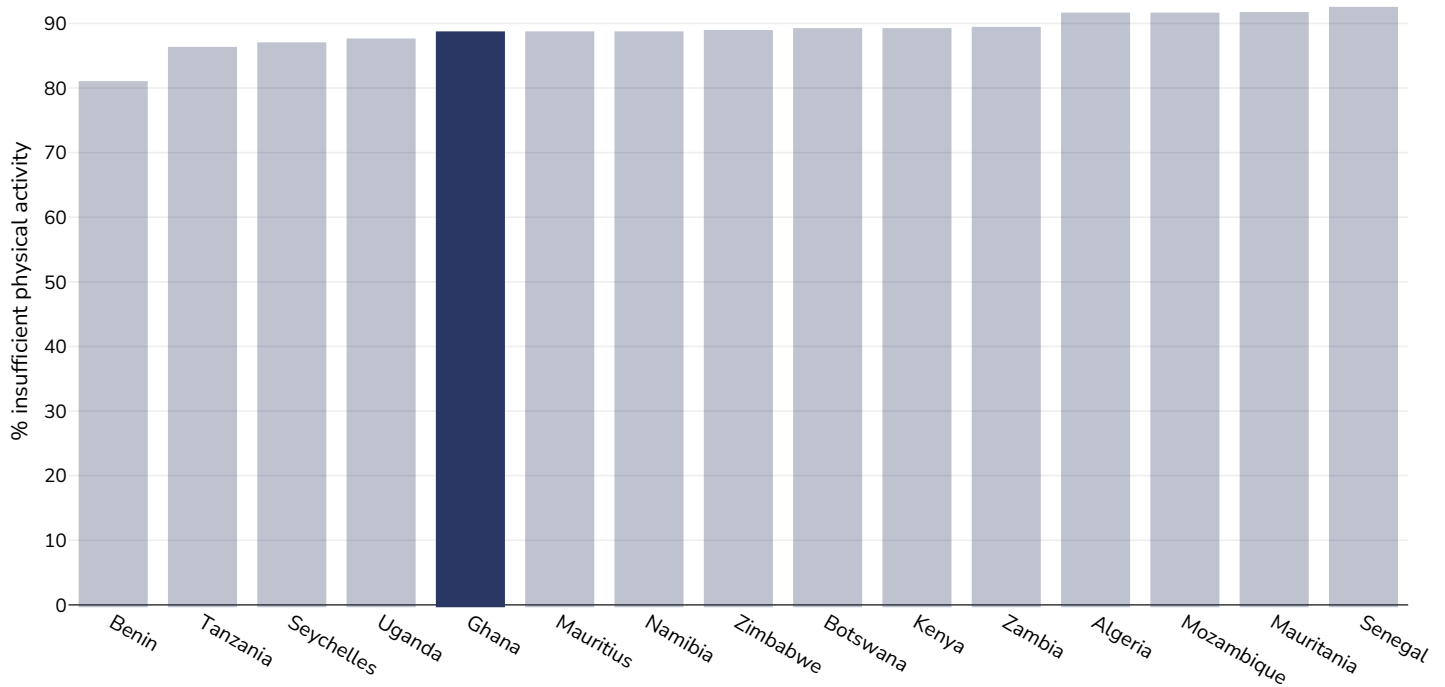
Age: 11-17

References: Global Health Observatory data repository, World Health Organisation, <https://apps.who.int/gho/data/node.main.A893ADO?lang=en> (last accessed 16.03.21)

Notes: % of school going adolescents not meeting WHO recommendations on Physical Activity for Health, i.e. doing less than 60 minutes of moderate- to vigorous-intensity physical activity daily.

Definitions: % Adolescents insufficiently active (age standardised estimate)

## Girls, 2016



Survey type: Self-reported

Age: 11-17

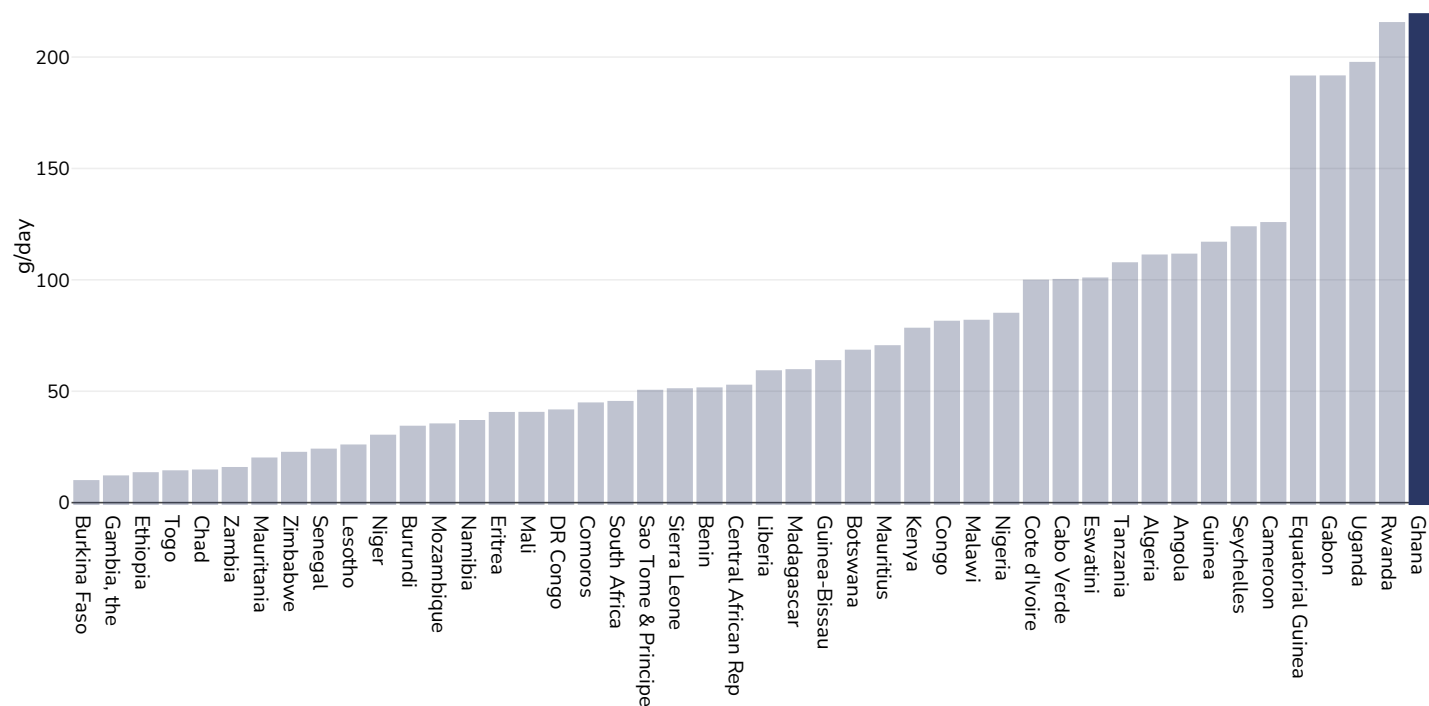
References: Global Health Observatory data repository, World Health Organisation, <https://apps.who.int/gho/data/node.main.A893ADO?lang=en> (last accessed 16.03.21)

Notes: % of school going adolescents not meeting WHO recommendations on Physical Activity for Health, i.e. doing less than 60 minutes of moderate- to vigorous-intensity physical activity daily.

Definitions: % Adolescents insufficiently active (age standardised estimate)

## Estimated per capita fruit intake

Adults, 2017



Survey type: Measured

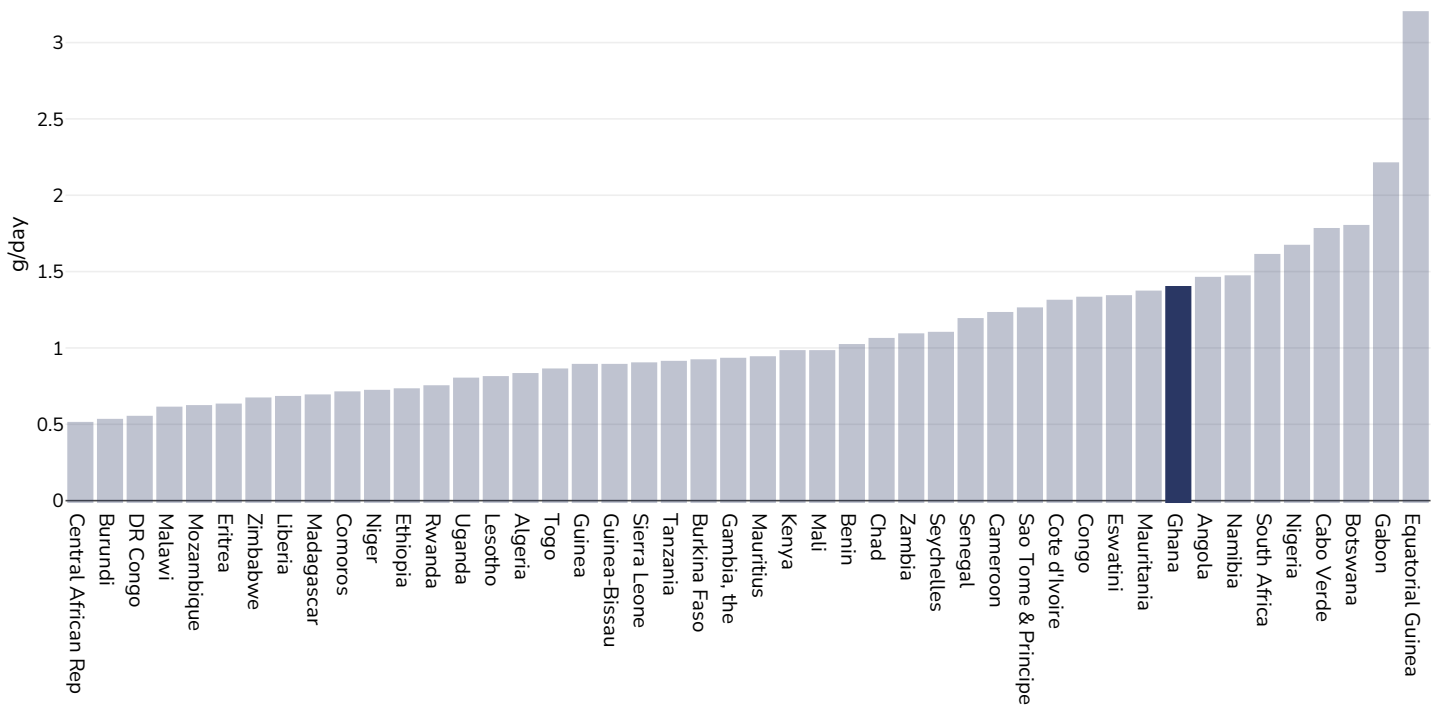
Age: 25+

References: Global Burden of Disease, the Institute for Health Metrics and Evaluation <http://ghdx.healthdata.org/>

Definitions: Estimated per-capita fruit intake (g/day)

## Estimated per-capita processed meat intake

Adults, 2017



Survey type: Measured

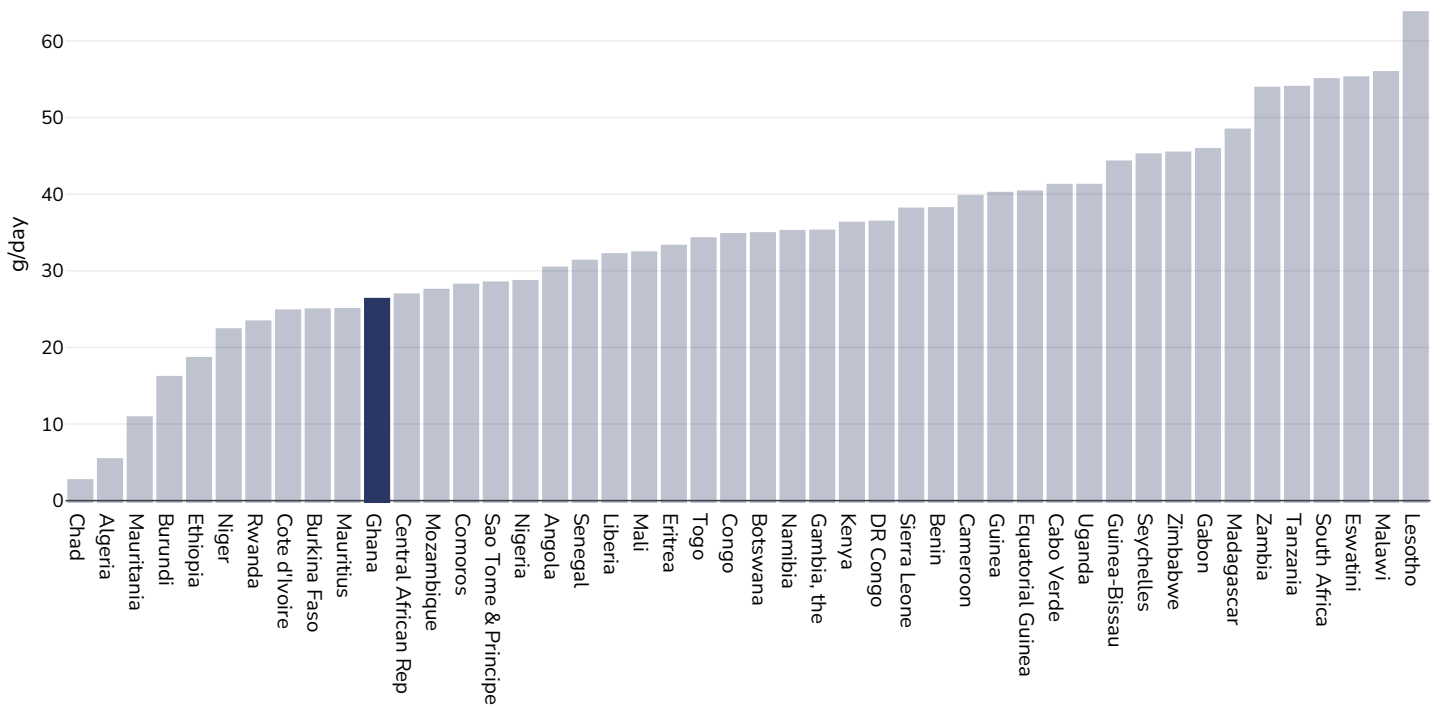
Age: 25+

References: Global Burden of Disease, the Institute for Health Metrics and Evaluation <http://ghdx.healthdata.org/>

Definitions: Estimated per-capita processed meat intake (g per day)

## Estimated per capita whole grains intake

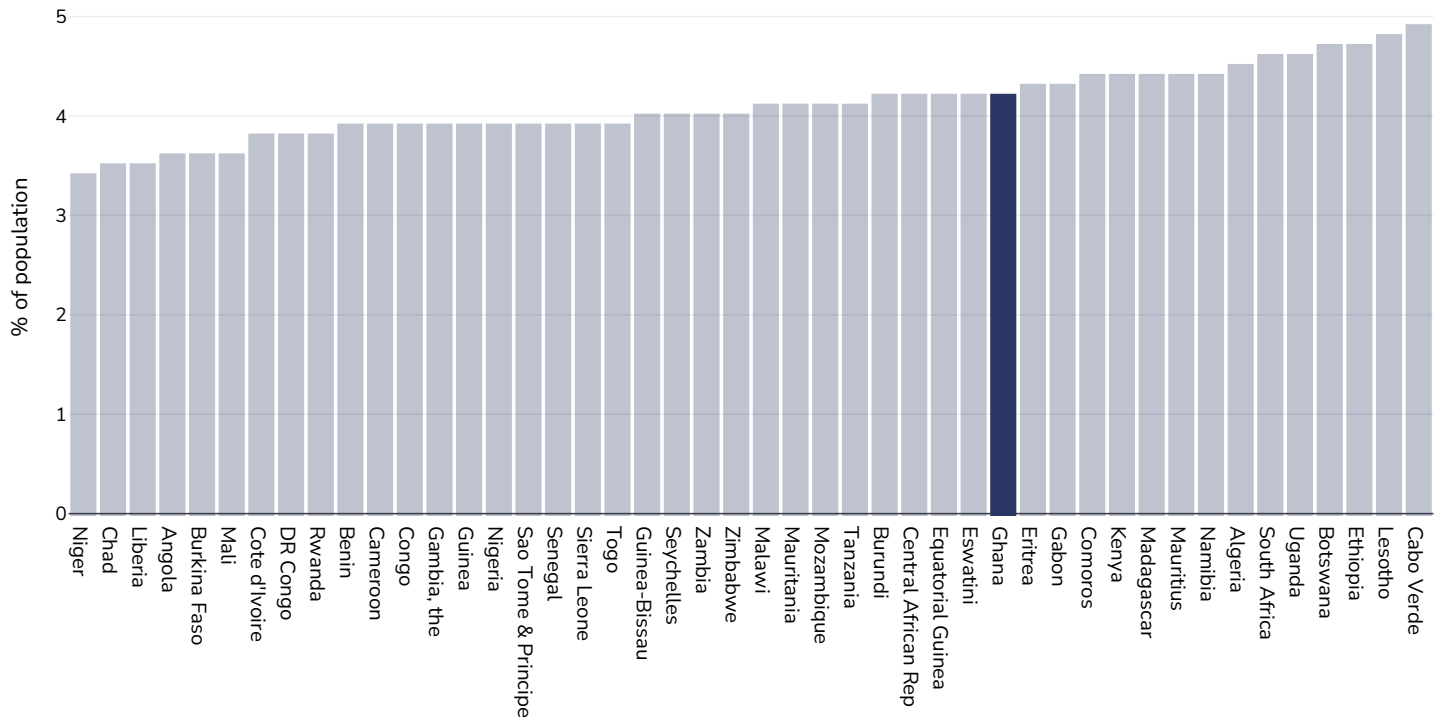
### Adults, 2017



Survey type:	Measured
Age:	25+
References:	Global Burden of Disease, the Institute for Health Metrics and Evaluation <a href="http://ghdx.healthdata.org/">http://ghdx.healthdata.org/</a>
Definitions:	Estimated per-capita whole grains intake (g/day)

## Mental health - depression disorders

### Adults, 2015



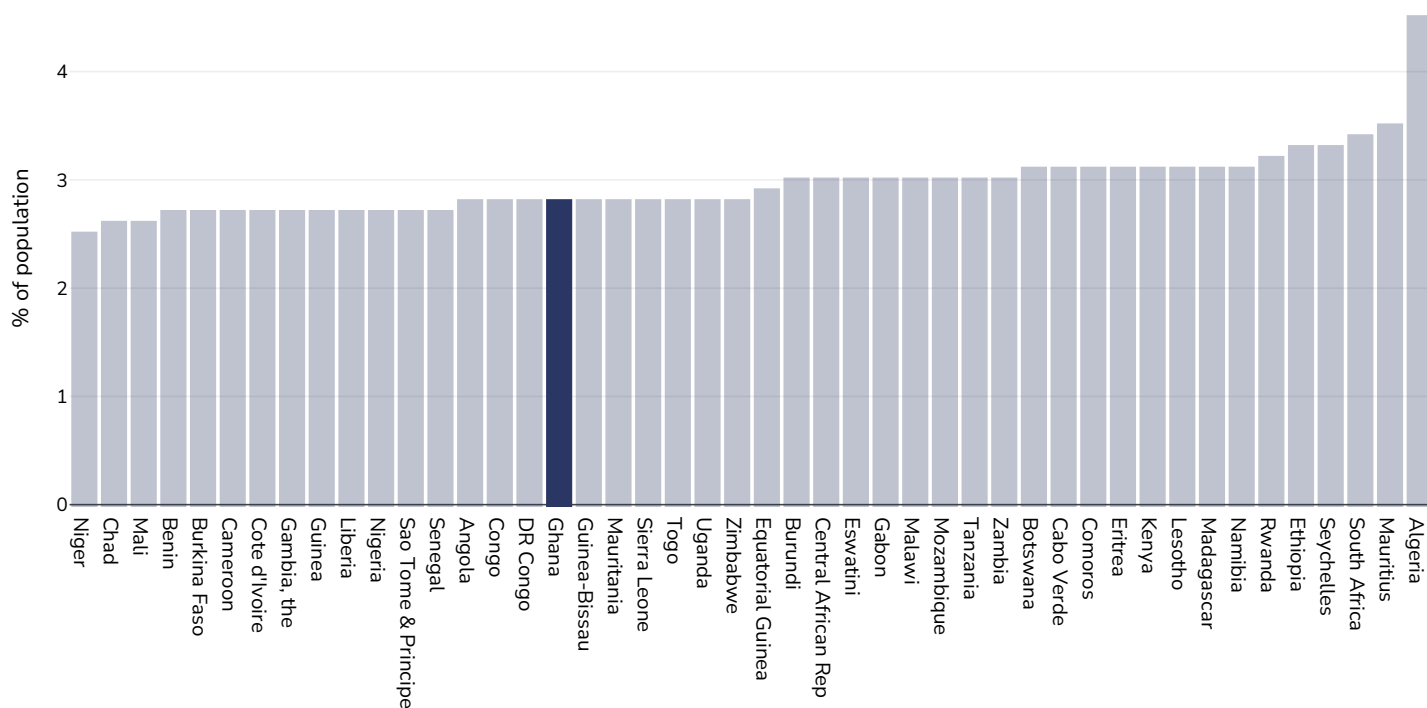
References: Prevalence data from Global Burden of Disease study 2015 (<http://ghdx.healthdata.org>) published in: Depression and Other Common Mental Disorders: Global Health Estimates. Geneva:World Health Organization; 2017. Licence: CC BY-NC-SA 3.0 IGO.

Definitions: % of population with depression disorders



## Mental health - anxiety disorders

Adults, 2015

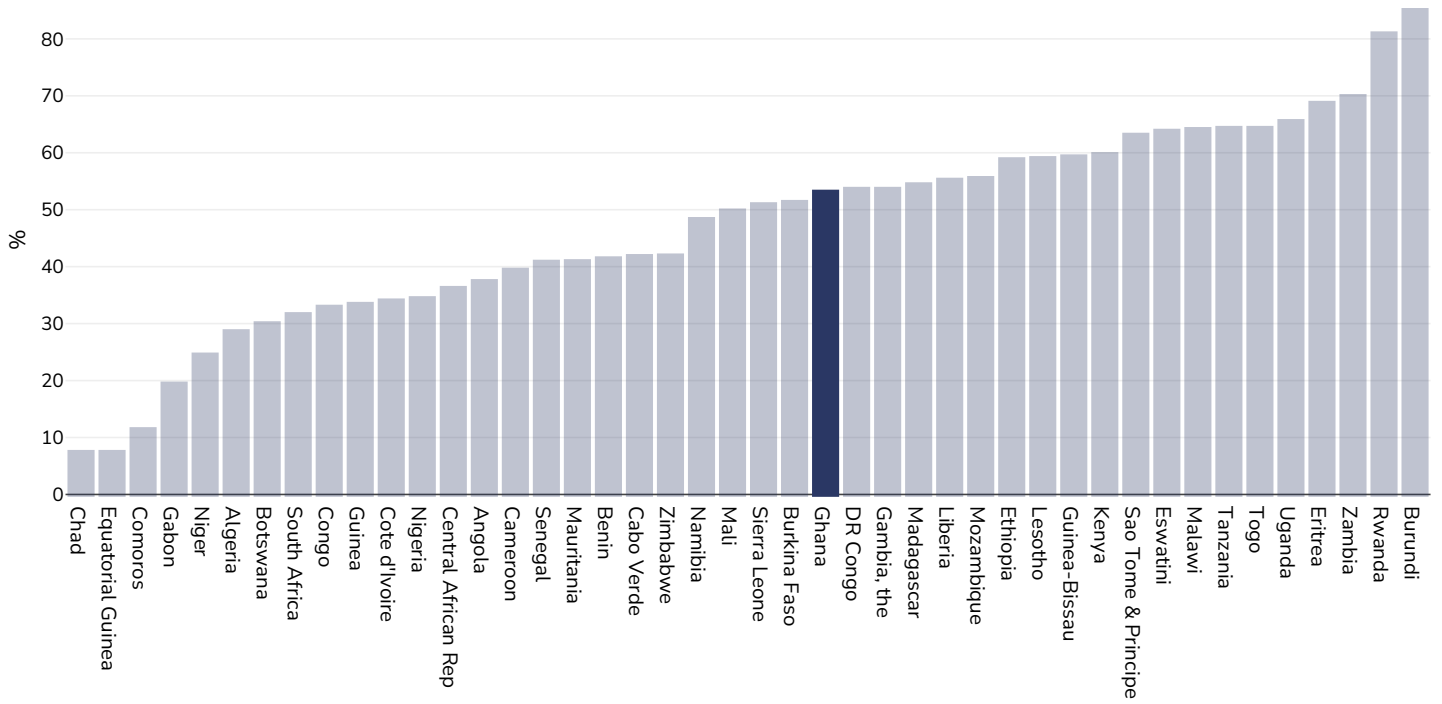


References: Prevalence data from Global Burden of Disease study 2015 (<http://ghdx.healthdata.org>) published in: Depression and Other Common Mental Disorders: Global Health Estimates. Geneva:World Health Organization; 2017. Licence: CC BY-NC-SA 3.0 IGO.

Definitions: % of population with anxiety disorders

## % Infants exclusively breastfed 0-5 months

### Infants, 2010-2023



References:


Ghana Demographic and Health Survey 2022: Key Indicators Report

Notes:

Full details are available. Original citation United Nations Children's Fund, Division of Data, Analysis, Planning and Monitoring (2023). Global UNICEF Global Databases: Infant and Young Child Feeding: Exclusive breastfeeding, New York, October 2023.

## Oesophageal cancer

Men, 2022




Age: 20+

Area covered: National

References: Ferlay J, Ervik M, Lam F, Laversanne M, Colombet M, Mery L, Piñeros M, Znaor A, Soerjomataram I, Bray F (2024). Global Cancer Observatory: Cancer Today. Lyon, France: International Agency for Research on Cancer. Available from: <https://gco.iarc.who.int/today>, accessed [16.07.24]

Definitions: Incidence per 100,000

**Women, 2022**



Age: 20+

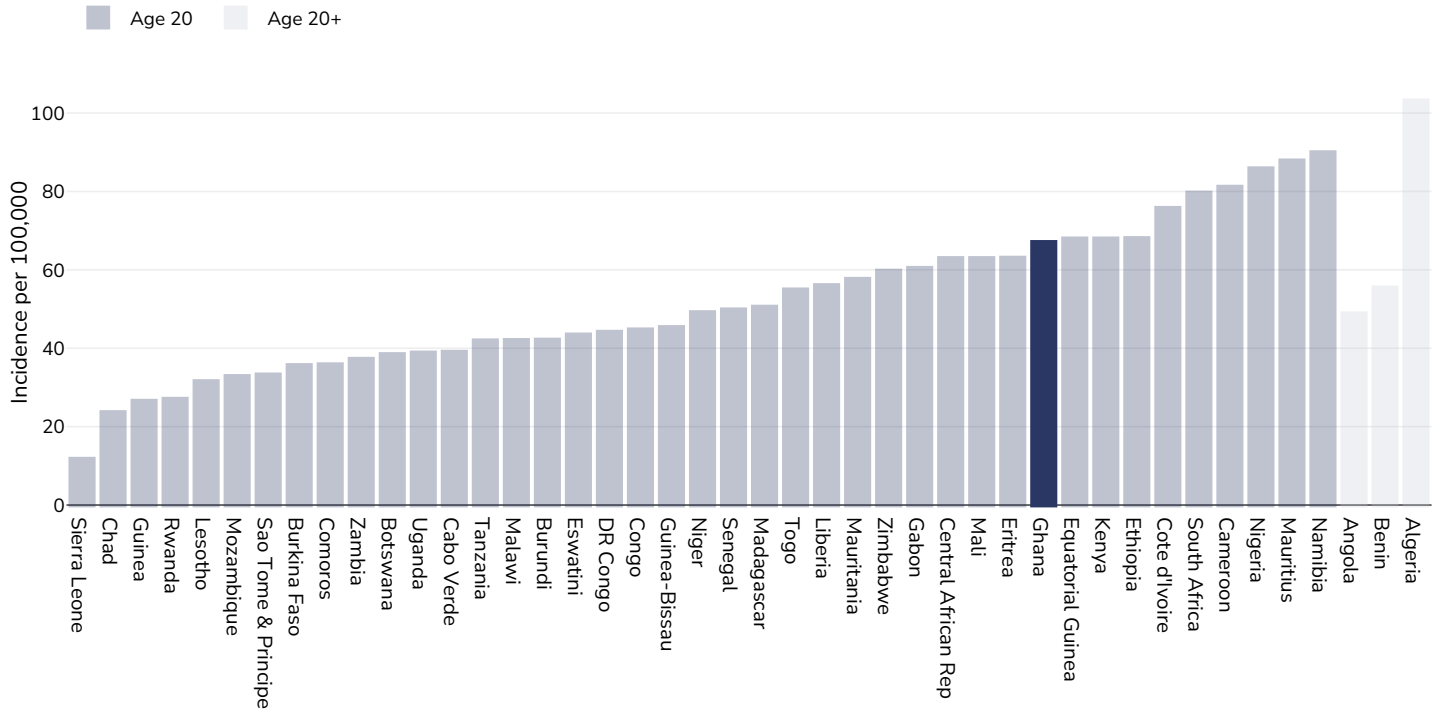
Area covered: National

References: Ferlay J, Ervik M, Lam F, Laversanne M, Colombet M, Mery L, Piñeros M, Znaor A, Soerjomataram I, Bray F (2024). Global Cancer Observatory: Cancer Today. Lyon, France: International Agency for Research on Cancer. Available from: <https://gco.iarc.who.int/today>, accessed [16.07.24]

Definitions: Incidence per 100,000

## Breast cancer

### Women, 2022




Area covered: National

References: Ferlay J, Ervik M, Lam F, Laversanne M, Colombet M, Mery L, Piñeros M, Znaor A, Soerjomataram I, Bray F (2024). Global Cancer Observatory: Cancer Today. Lyon, France: International Agency for Research on Cancer. Available from: <https://gco.iarc.who.int/today>, accessed [16.07.24]

Definitions: Incidence per 100,000

## Colorectal cancer

### Men, 2022




Age: 20+

Area covered: National

References: Ferlay J, Ervik M, Lam F, Laversanne M, Colombet M, Mery L, Piñeros M, Znaor A, Soerjomataram I, Bray F (2024). Global Cancer Observatory: Cancer Today. Lyon, France: International Agency for Research on Cancer. Available from: <https://gco.iarc.who.int/today>, accessed [16.07.24]

Definitions: Incidence per 100,000

## Women, 2022



Age: 20+


Area covered: National

References: Ferlay J, Ervik M, Lam F, Laversanne M, Colombet M, Mery L, Piñeros M, Znaor A, Soerjomataram I, Bray F (2024). Global Cancer Observatory: Cancer Today. Lyon, France: International Agency for Research on Cancer. Available from: <https://gco.iarc.who.int/today>, accessed [16.07.24]

Definitions: Incidence per 100,000

## Pancreatic cancer

### Men, 2022



Age: 20+


Area covered: National

References: Ferlay J, Ervik M, Lam F, Laversanne M, Colombet M, Mery L, Piñeros M, Znaor A, Soerjomataram I, Bray F (2024). Global Cancer Observatory: Cancer Today. Lyon, France: International Agency for Research on Cancer. Available from: <https://gco.iarc.who.int/today>, accessed [16.07.24]

Definitions: Incidence per 100,000



## Women, 2022



Age: 20+


Area covered: National

References: Ferlay J, Ervik M, Lam F, Laversanne M, Colombet M, Mery L, Piñeros M, Znaor A, Soerjomataram I, Bray F (2024). Global Cancer Observatory: Cancer Today. Lyon, France: International Agency for Research on Cancer. Available from: <https://gco.iarc.who.int/today>, accessed [16.07.24]

Definitions: Incidence per 100,000

## Gallbladder cancer

### Men, 2022




Age: 20+

Area covered: National

References: Ferlay J, Ervik M, Lam F, Laversanne M, Colombet M, Mery L, Piñeros M, Znaor A, Soerjomataram I, Bray F (2024). Global Cancer Observatory: Cancer Today. Lyon, France: International Agency for Research on Cancer. Available from: <https://gco.iarc.who.int/today>, accessed [16.07.24]

Definitions: Incidence per 100,000

## Women, 2022



Age: 20+


Area covered: National

References: Ferlay J, Ervik M, Lam F, Laversanne M, Colombet M, Mery L, Piñeros M, Znaor A, Soerjomataram I, Bray F (2024). Global Cancer Observatory: Cancer Today. Lyon, France: International Agency for Research on Cancer. Available from: <https://gco.iarc.who.int/today>, accessed [16.07.24]

Definitions: Incidence per 100,000

## Kidney cancer

### Men, 2022




Age: 20+

Area covered: National

References: Ferlay J, Ervik M, Lam F, Laversanne M, Colombet M, Mery L, Piñeros M, Znaor A, Soerjomataram I, Bray F (2024). Global Cancer Observatory: Cancer Today. Lyon, France: International Agency for Research on Cancer. Available from: <https://gco.iarc.who.int/today>, accessed [16.07.24]

Definitions: Incidence per 100,000

## Women, 2022



Age: 20+


Area covered: National

References: Ferlay J, Ervik M, Lam F, Laversanne M, Colombet M, Mery L, Piñeros M, Znaor A, Soerjomataram I, Bray F (2024). Global Cancer Observatory: Cancer Today. Lyon, France: International Agency for Research on Cancer. Available from: <https://gco.iarc.who.int/today>, accessed [16.07.24]

Definitions: Incidence per 100,000

## Cancer of the uterus

### Women, 2022



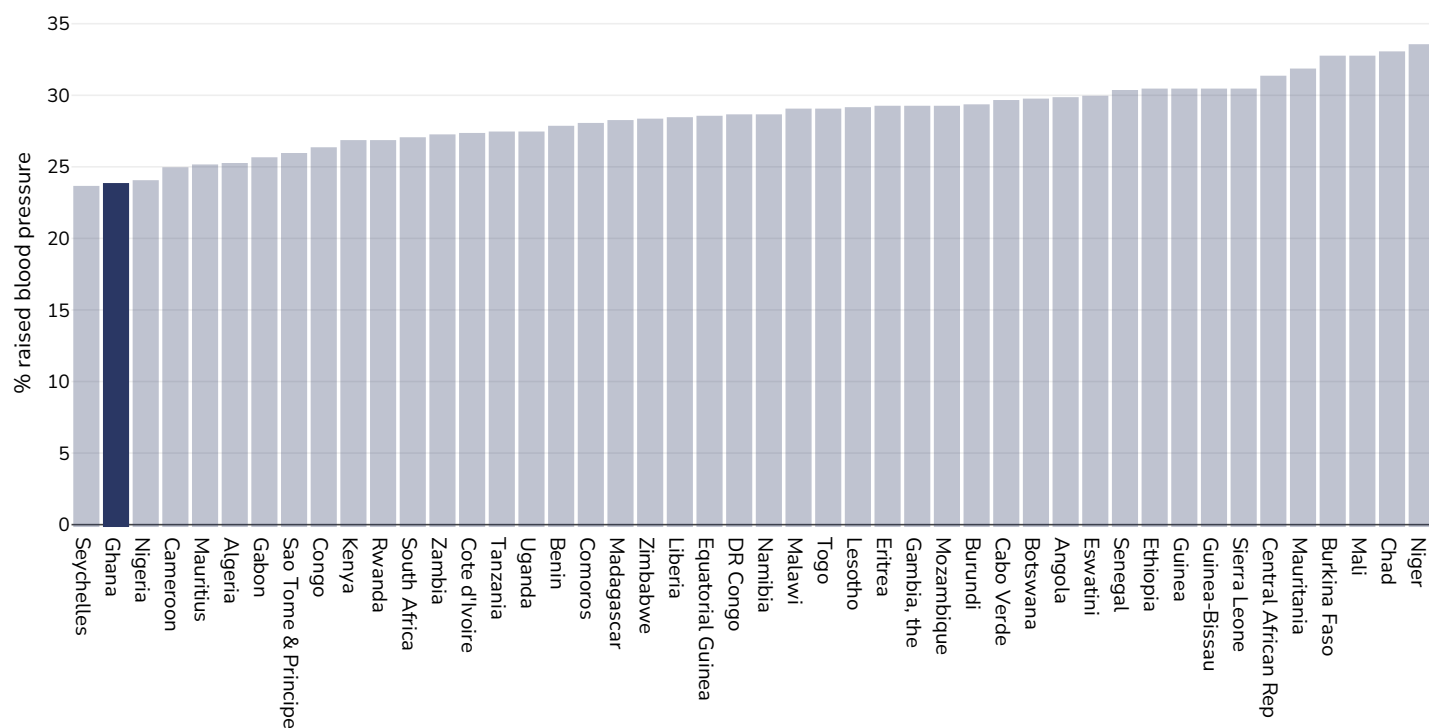
Age: 20+

References: Ferlay J, Ervik M, Lam F, Laversanne M, Colombet M, Mery L, Piñeros M, Znaor A, Soerjomataram I, Bray F (2024). Global Cancer Observatory: Cancer Today. Lyon, France: International Agency for Research on Cancer. Available from: <https://gco.iarc.who.int/today>, accessed [16.07.24]

Definitions: Incidence per 100,000

## Raised blood pressure

### Adults, 2015



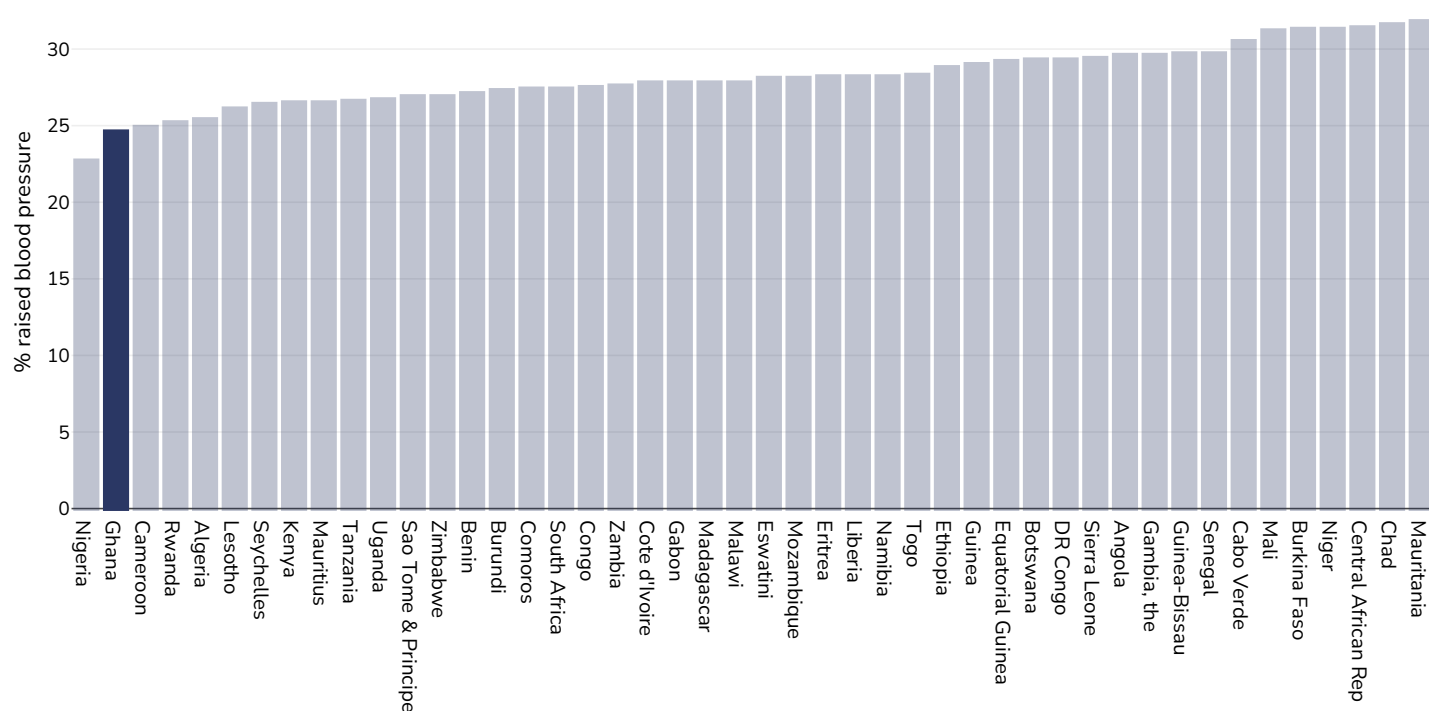
References:

Global Health Observatory data repository, World Health Organisation,  
<http://apps.who.int/gho/data/node.main.A875?lang=en>

Definitions:

Age Standardised estimated % Raised blood pressure 2015 (SBP>=140 OR DBP>=90).

## Men, 2015



References:

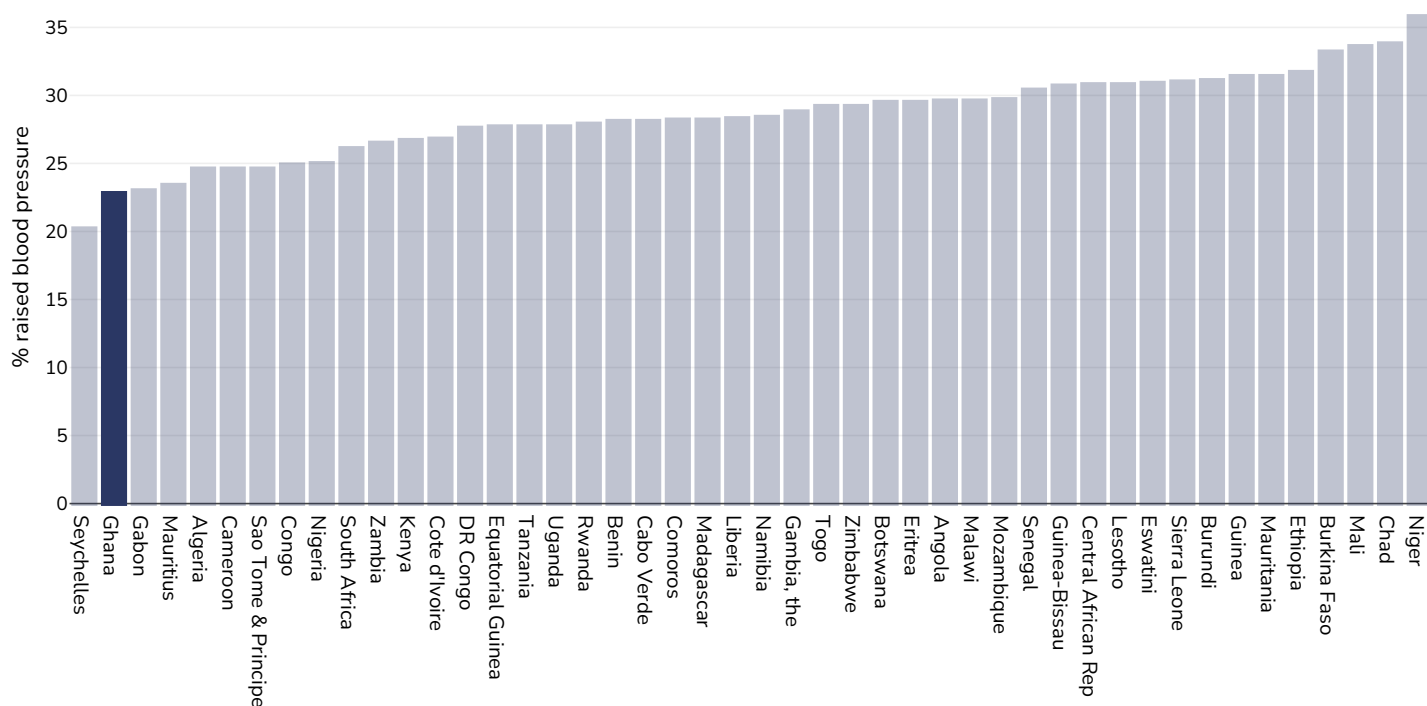
Global Health Observatory data repository, World Health Organisation,  
<http://apps.who.int/gho/data/node.main.A875?lang=en>

Definitions:

Age Standardised estimated % Raised blood pressure 2015 (SBP>=140 OR DBP>=90).



## Women, 2015



References:

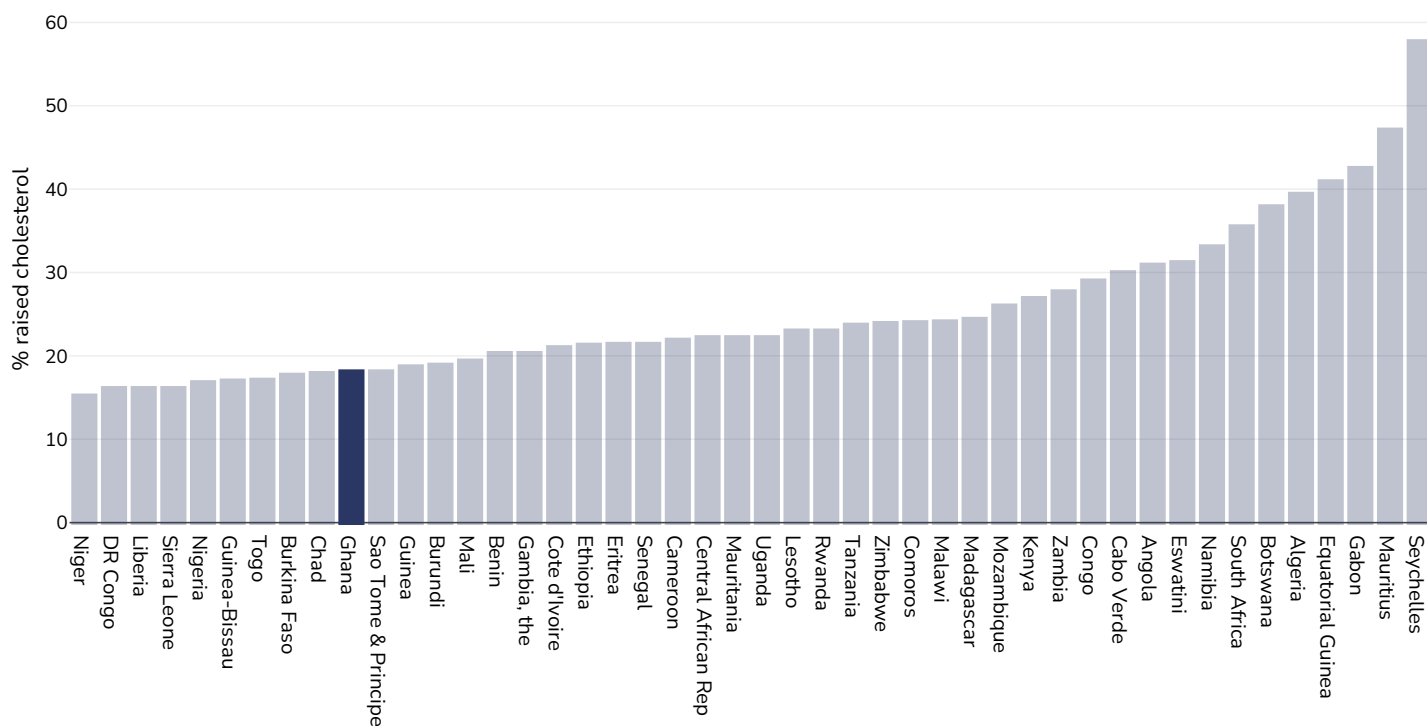
Global Health Observatory data repository, World Health Organisation,  
<http://apps.who.int/gho/data/node.main.A875?lang=en>

Definitions:

Age Standardised estimated % Raised blood pressure 2015 (SBP>=140 OR DBP>=90).

## Raised cholesterol

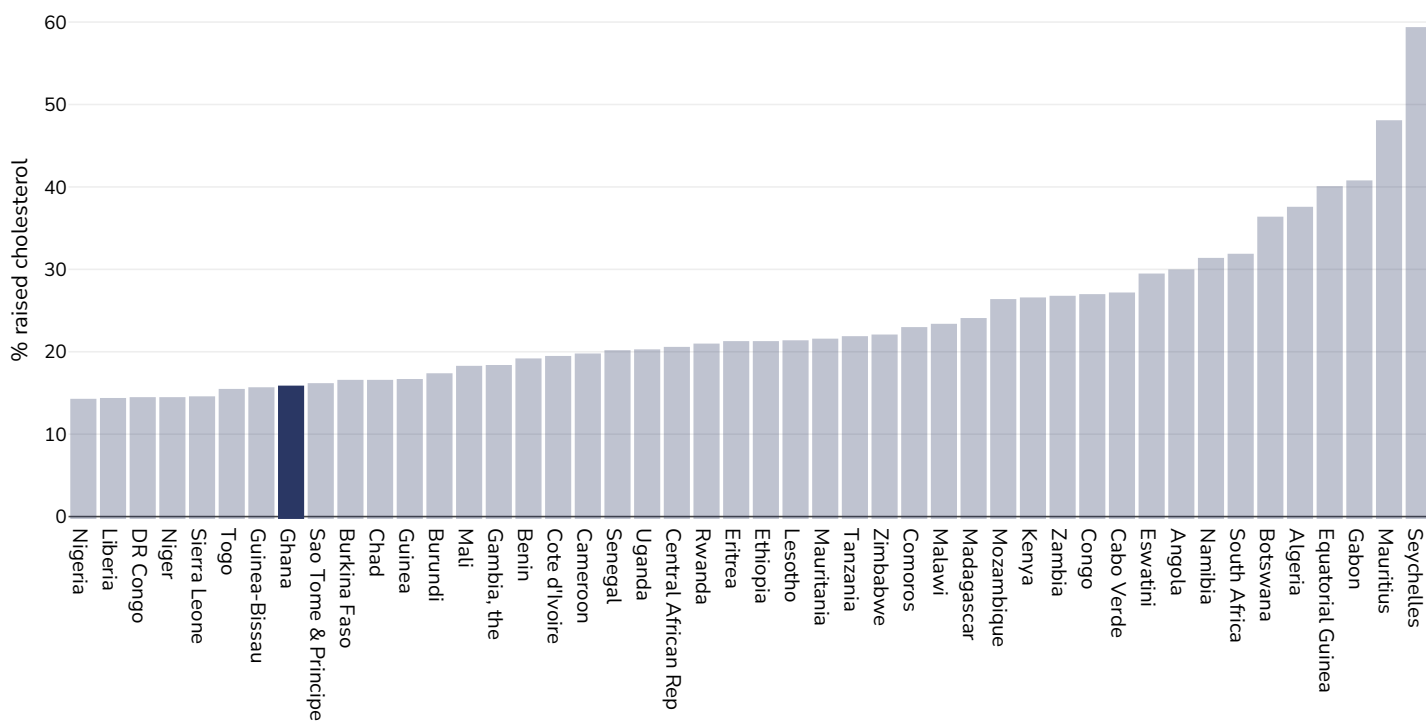
### Adults, 2008



References: Global Health Observatory data repository, World Health Organisation, <http://apps.who.int/gho/data/node.main.A885>

Definitions: % Raised total cholesterol ( $\geq 5.0$  mmol/L) (age-standardized estimate).

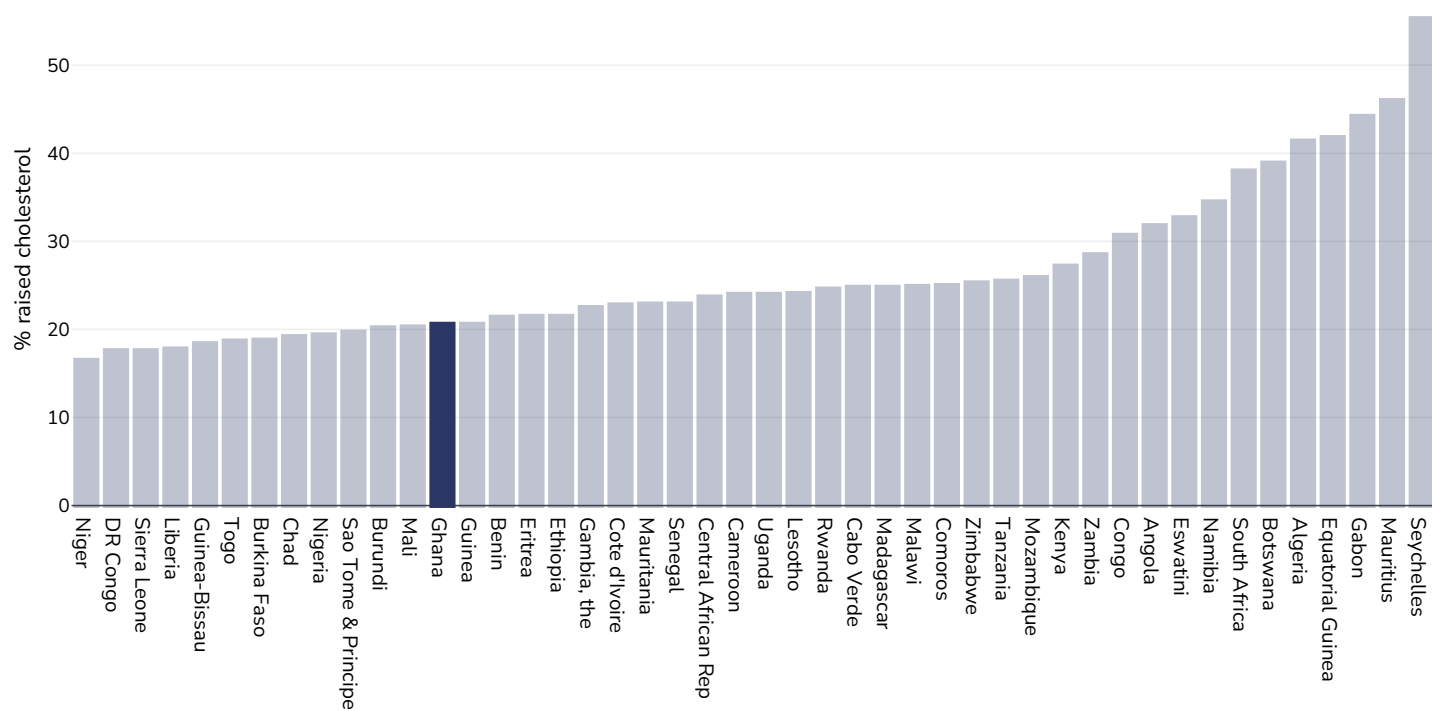
## Men, 2008



References: Global Health Observatory data repository, World Health Organisation, <http://apps.who.int/gho/data/node.main.A885>

Definitions: % Raised total cholesterol ( $\geq 5.0$  mmol/L) (age-standardized estimate).

## Women, 2008

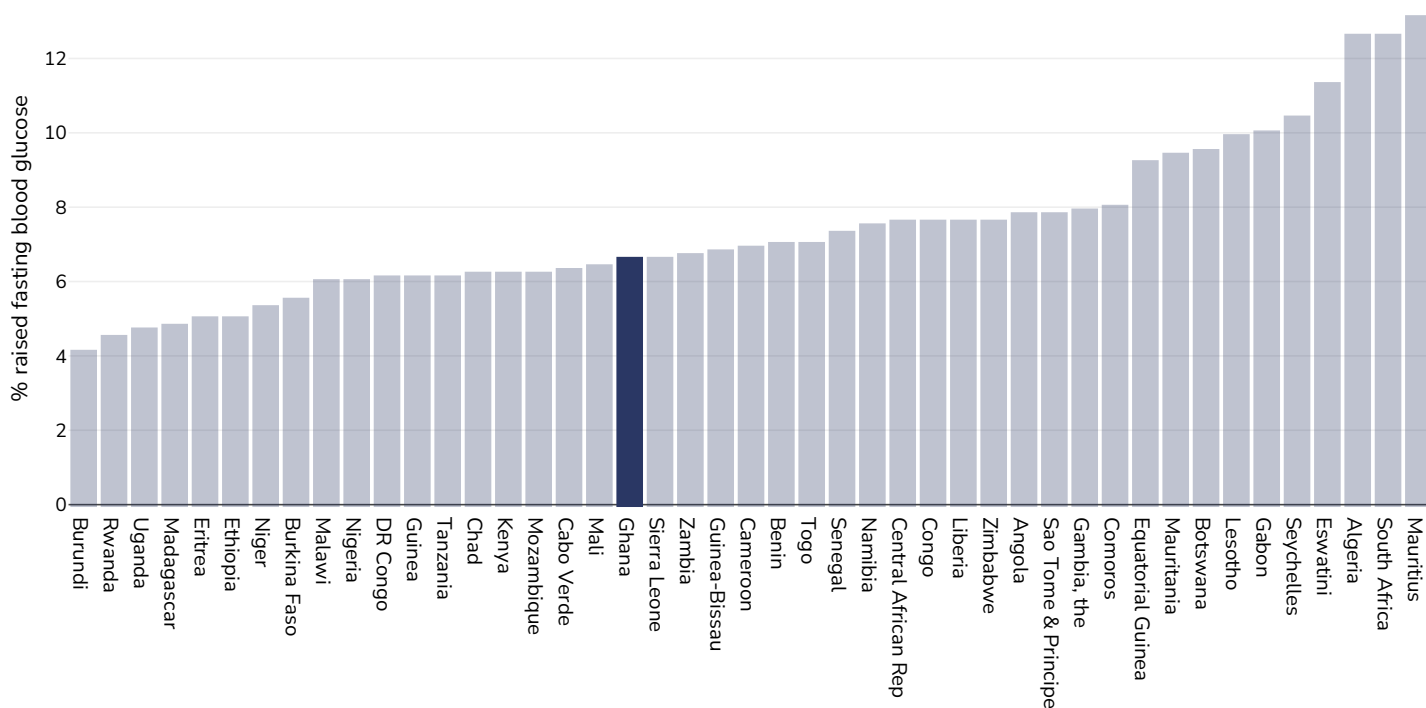


References: Global Health Observatory data repository, World Health Organisation, <http://apps.who.int/gho/data/node.main.A885>

Definitions: % Raised total cholesterol ( $\geq 5.0$  mmol/L) (age-standardized estimate).

## Raised fasting blood glucose

Men, 2014



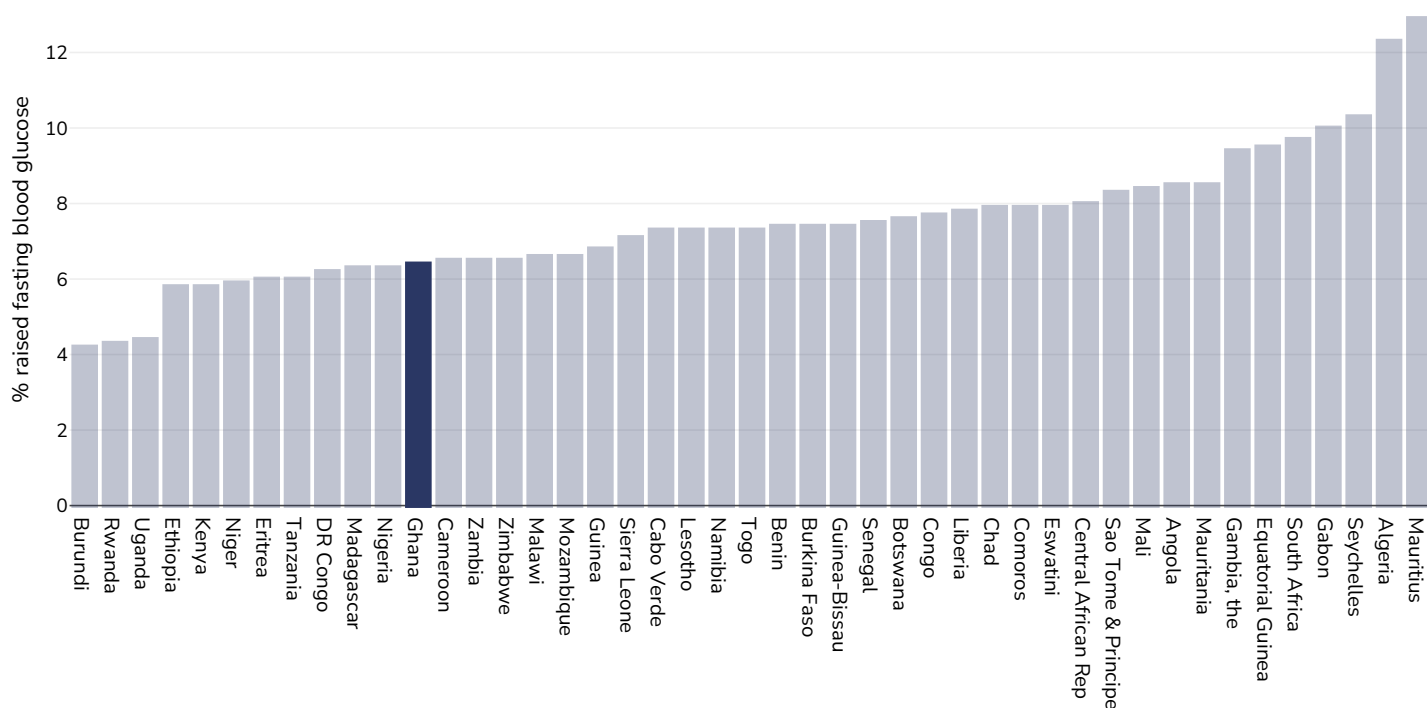
References:

Global Health Observatory data repository, World Health Organisation,  
<http://apps.who.int/gho/data/node.main.A869?lang=en>

Definitions:

Age Standardised % raised fasting blood glucose ( $\geq 7.0$  mmol/L or on medication).

## Women, 2014



References:

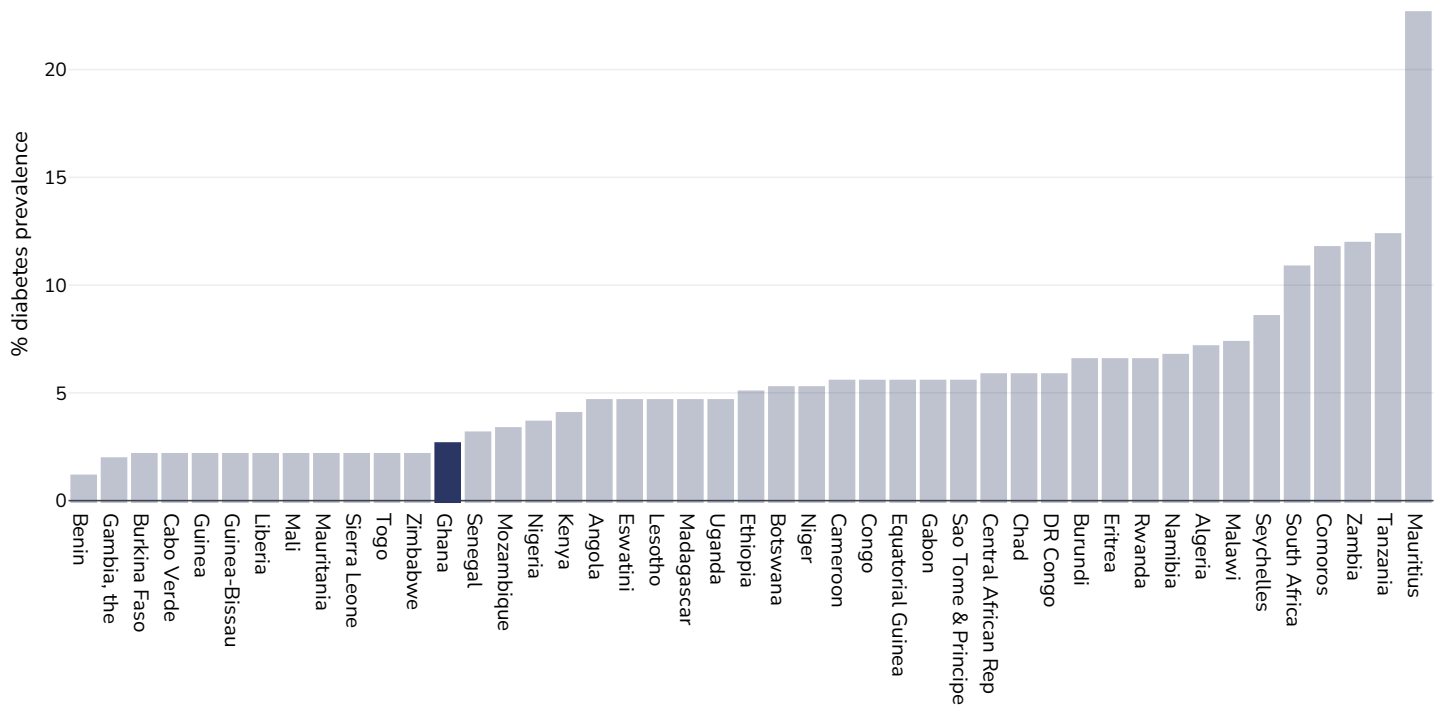
Global Health Observatory data repository, World Health Organisation,  
<http://apps.who.int/gho/data/node.main.A869?lang=en>

Definitions:

Age Standardised % raised fasting blood glucose ( $\geq 7.0$  mmol/L or on medication).

# Diabetes prevalence

## Adults, 2021



Age: 20-79

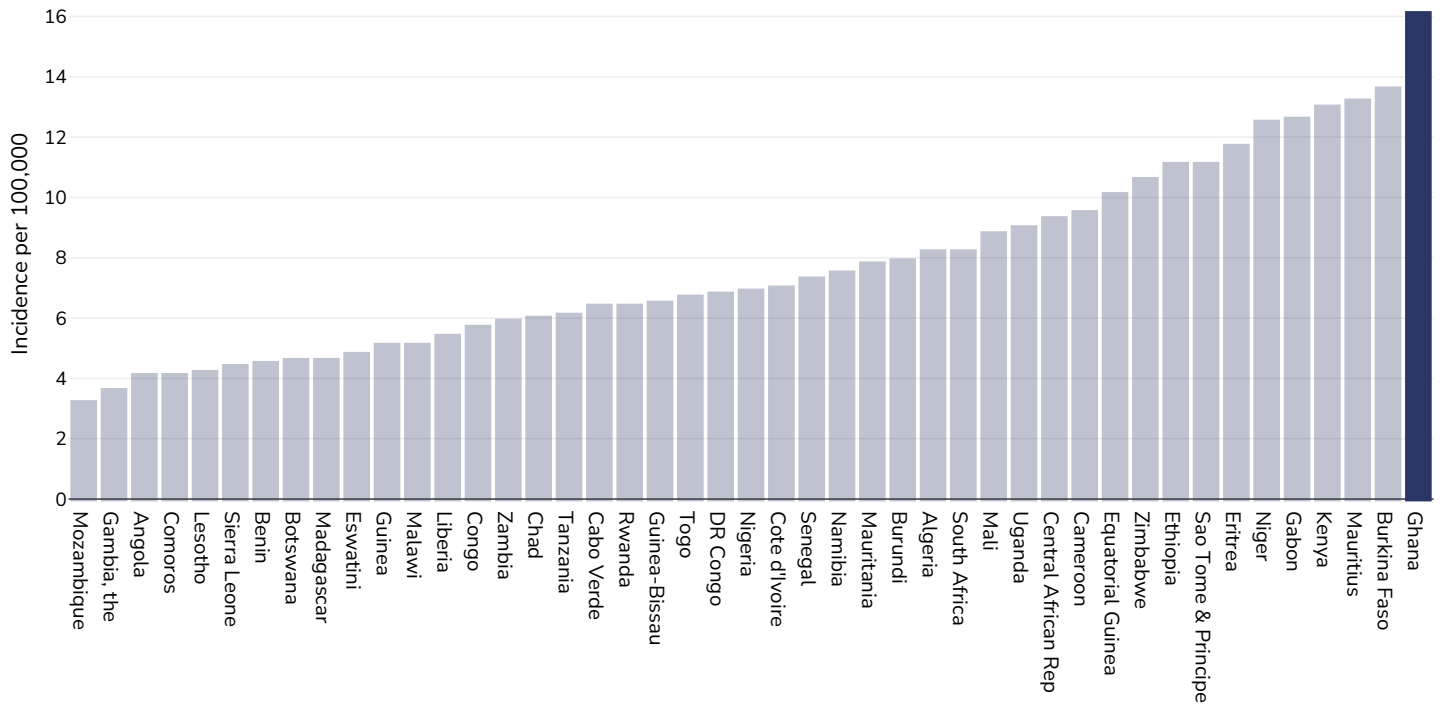
Area covered: National

References: Reproduced with kind permission International Diabetes Federation. IDF Diabetes Atlas, 10th edn. Brussels, Belgium:International Diabetes Federation, 2021. <http://www.diabetesatlas.org>

Definitions: Age-adjusted comparative prevalence of diabetes, %

## Ovarian Cancer

### Women, 2022



Age: 20+

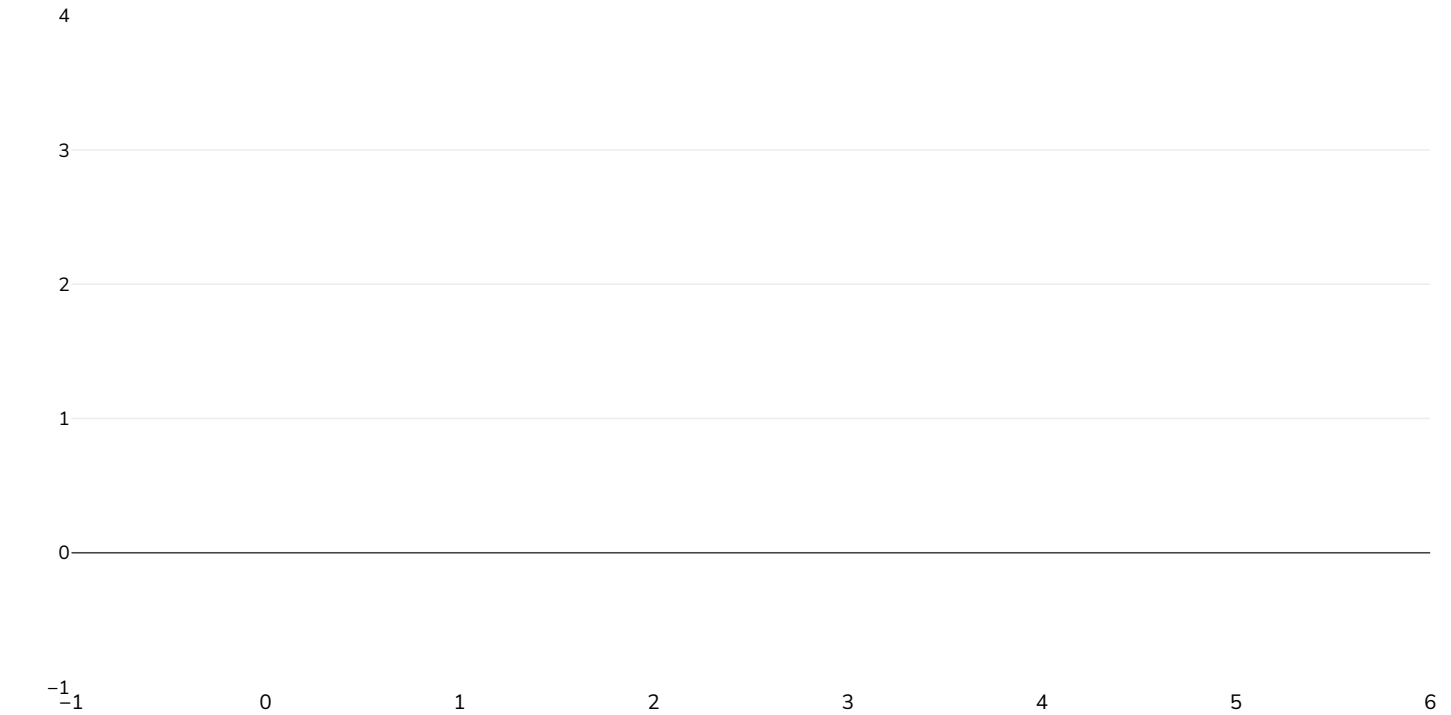
References: Ferlay J, Ervik M, Lam F, Laversanne M, Colombet M, Mery L, Piñeros M, Znaor A, Soerjomataram I, Bray F (2024). Global Cancer Observatory: Cancer Today. Lyon, France: International Agency for Research on Cancer. Available from: <https://gco.iarc.who.int/today>, accessed [16.07.24]

Definitions: Incidence per 100,000



## Leukemia

### Men, 2022



Age: 20+

Area covered: National

References: Ferlay J, Ervik M, Lam F, Laversanne M, Colombet M, Mery L, Piñeros M, Znaor A, Soerjomataram I, Bray F (2024). Global Cancer Observatory: Cancer Today. Lyon, France: International Agency for Research on Cancer. Available from: <https://gco.iarc.who.int/today>, accessed [16.07.24]

Definitions: Incidence per 100,000

*Unless otherwise noted, overweight refers to a BMI between 25kg and 29.9kg/m<sup>2</sup>, obesity refers to a BMI greater than 30kg/m<sup>2</sup>.*

## Women, 2022

4

3

2

1

0

-1  
-1

0

1

2

3

4

5

6

Age: 20+

Area covered: National

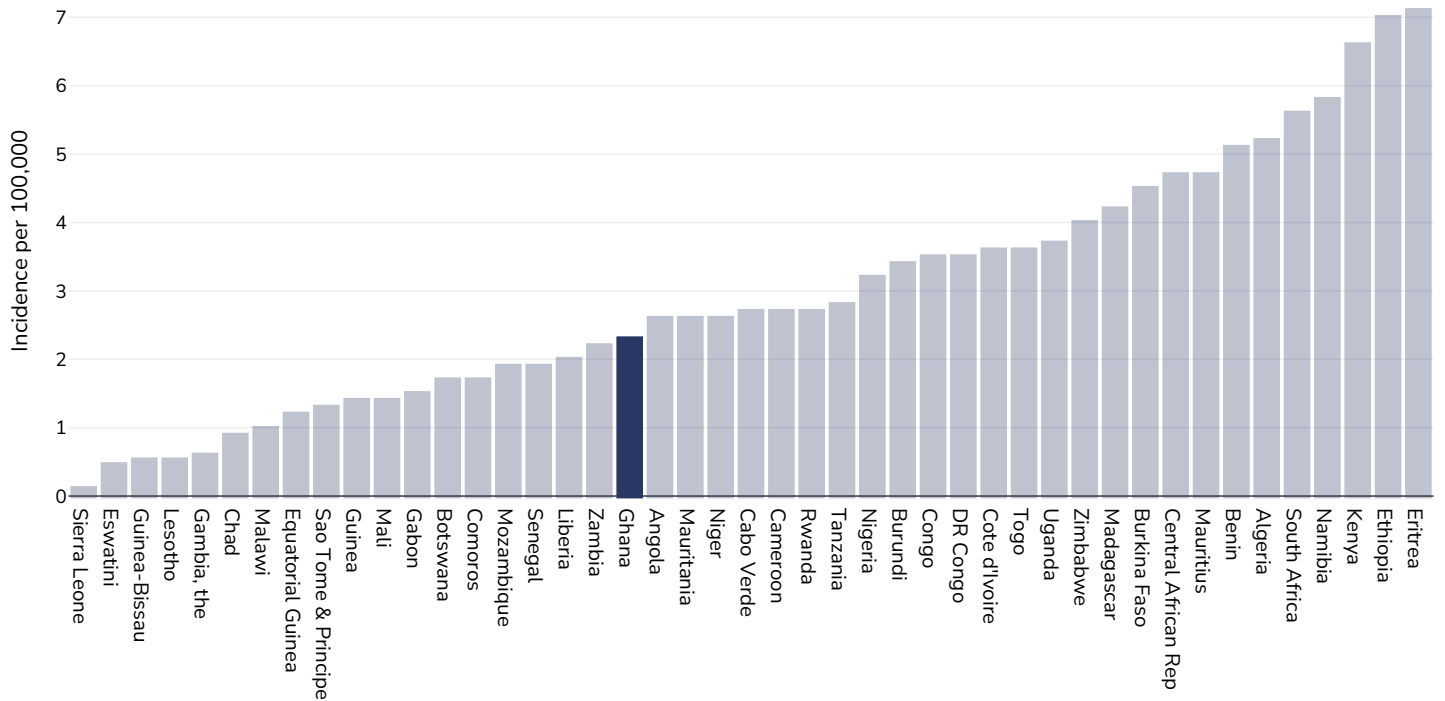
References: Ferlay J, Ervik M, Lam F, Laversanne M, Colombet M, Mery L, Piñeros M, Znaor A, Soerjomataram I, Bray F (2024). Global Cancer Observatory: Cancer Today. Lyon, France: International Agency for Research on Cancer. Available from: <https://gco.iarc.who.int/today>, accessed [16.07.24]

Definitions: Incidence per 100,000

*Unless otherwise noted, overweight refers to a BMI between 25kg and 29.9kg/m<sup>2</sup>, obesity refers to a BMI greater than 30kg/m<sup>2</sup>.*

## Leukemia

### Men, 2022



Age: 20+

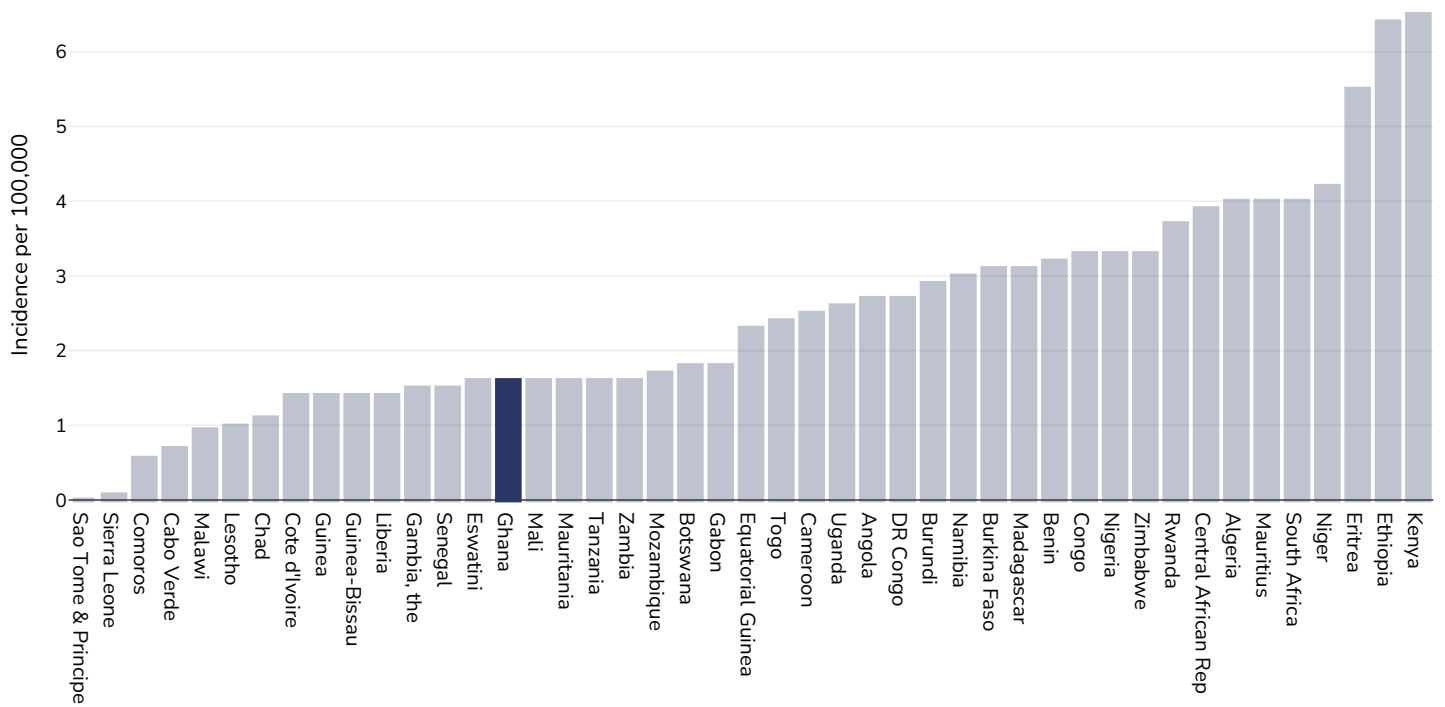
Area covered: National

References: Ferlay J, Ervik M, Lam F, Laversanne M, Colombet M, Mery L, Piñeros M, Znaor A, Soerjomataram I, Bray F (2024). Global Cancer Observatory: Cancer Today. Lyon, France: International Agency for Research on Cancer. Available from: <https://gco.iarc.who.int/today>, accessed [16.07.24]

Definitions: Incidence per 100,000

Unless otherwise noted, overweight refers to a BMI between 25kg and 29.9kg/m<sup>2</sup>, obesity refers to a BMI greater than 30kg/m<sup>2</sup>.

## Women, 2022



Age: 20+

Area covered: National

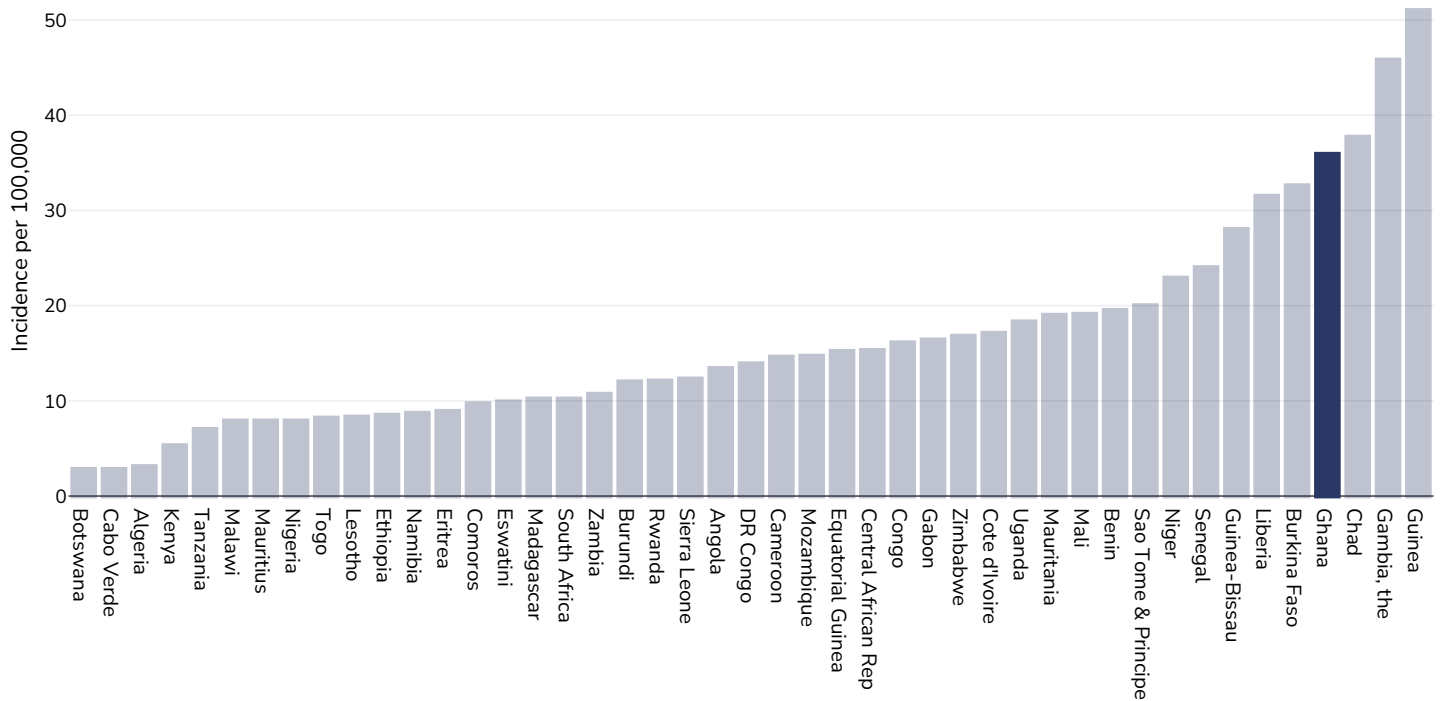
References: Ferlay J, Ervik M, Lam F, Laversanne M, Colombet M, Mery L, Piñeros M, Znaor A, Soerjomataram I, Bray F (2024). Global Cancer Observatory: Cancer Today. Lyon, France: International Agency for Research on Cancer. Available from: <https://gco.iarc.who.int/today>, accessed [16.07.24]

Definitions: Incidence per 100,000

Unless otherwise noted, overweight refers to a BMI between 25kg and 29.9kg/m<sup>2</sup>, obesity refers to a BMI greater than 30kg/m<sup>2</sup>.

# Liver and intrahepatic bile duct Cancer

## Men, 2022



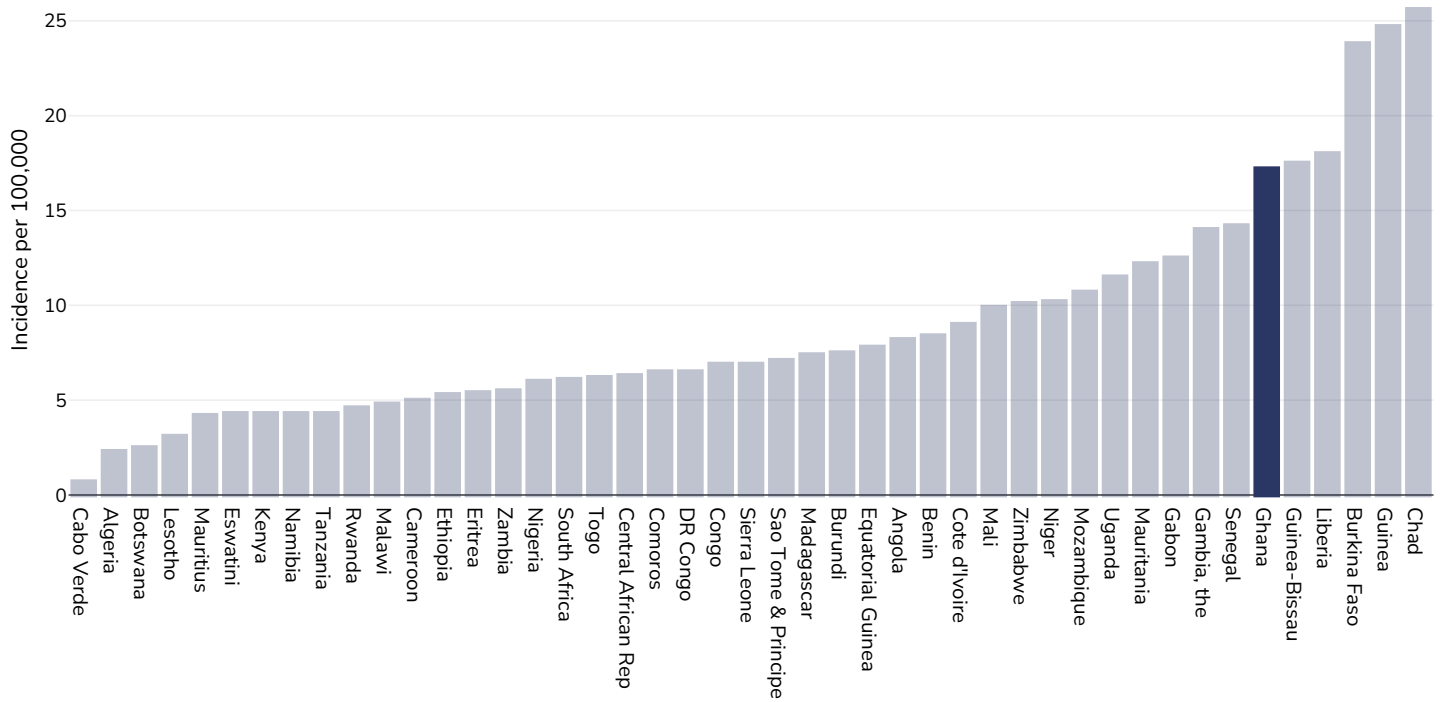
Age: 20+

Area covered: National

References: Ferlay J, Ervik M, Lam F, Laversanne M, Colombet M, Mery L, Piñeros M, Znaor A, Soerjomataram I, Bray F (2024). Global Cancer Observatory: Cancer Today. Lyon, France: International Agency for Research on Cancer. Available from: <https://gco.iarc.who.int/today>, accessed [16.07.24]

Definitions: Incidence per 100,000

## Women, 2022



Age: 20+

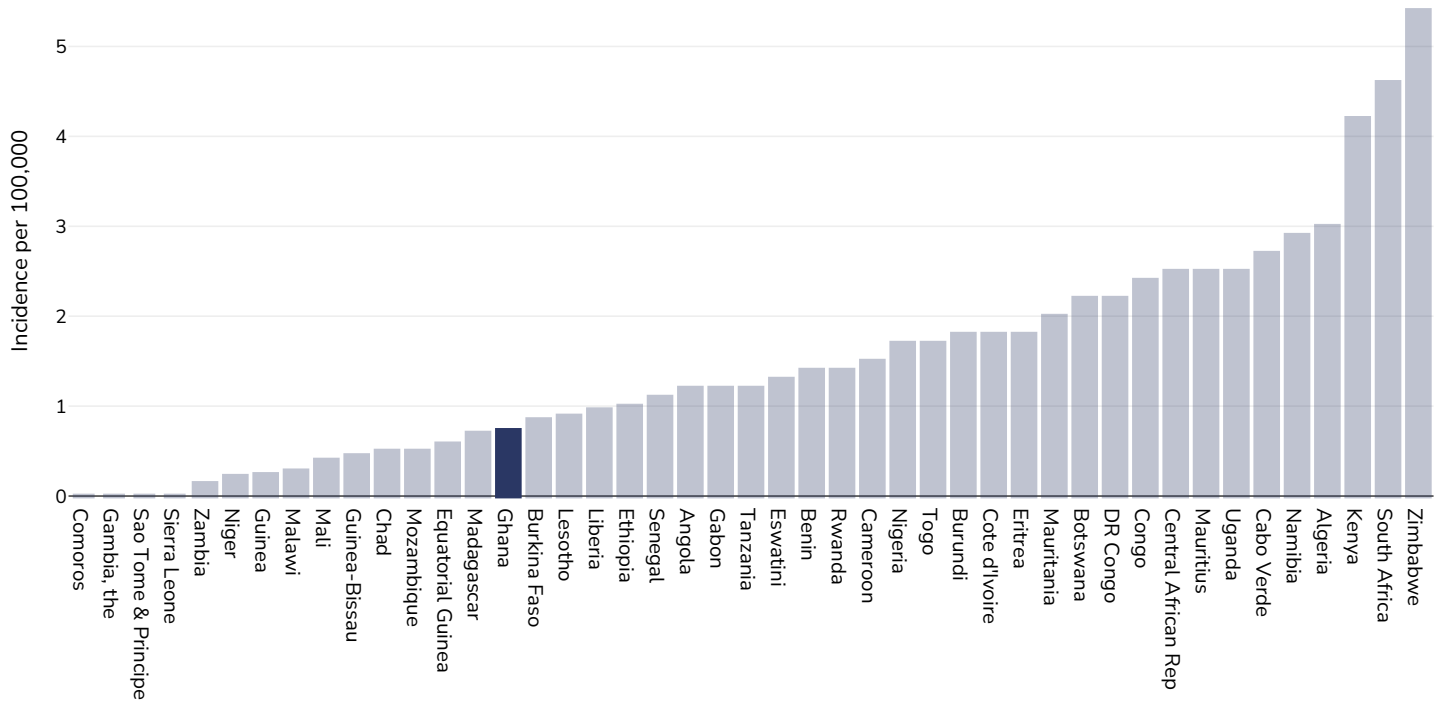
Area covered: National

References: Ferlay J, Ervik M, Lam F, Laversanne M, Colombet M, Mery L, Piñeros M, Znaor A, Soerjomataram I, Bray F (2024). Global Cancer Observatory: Cancer Today. Lyon, France: International Agency for Research on Cancer. Available from: <https://gco.iarc.who.int/today>, accessed [16.07.24]

Definitions: Incidence per 100,000

# Multiple Myeloma

## Men, 2022



Age: 20+

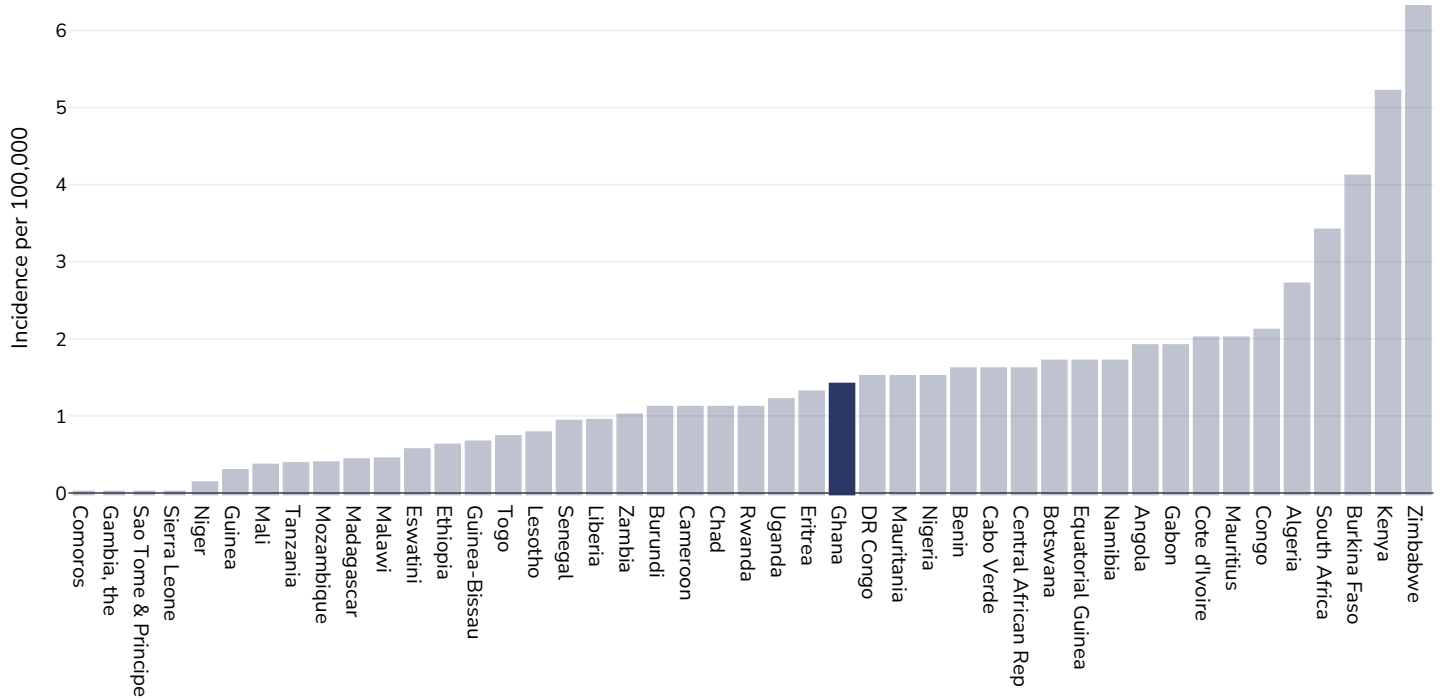
Area covered: National

References: Ferlay J, Ervik M, Lam F, Laversanne M, Colombet M, Mery L, Piñeros M, Znaor A, Soerjomataram I, Bray F (2024). Global Cancer Observatory: Cancer Today. Lyon, France: International Agency for Research on Cancer. Available from: <https://gco.iarc.who.int/today>, accessed [16.07.24]

Definitions: Incidence per 100,000

Unless otherwise noted, overweight refers to a BMI between 25kg and 29.9kg/m<sup>2</sup>, obesity refers to a BMI greater than 30kg/m<sup>2</sup>.

## Women, 2022



Age: 20+

Area covered: National

References: Ferlay J, Ervik M, Lam F, Laversanne M, Colombet M, Mery L, Piñeros M, Znaor A, Soerjomataram I, Bray F (2024). Global Cancer Observatory: Cancer Today. Lyon, France: International Agency for Research on Cancer. Available from: <https://gco.iarc.who.int/today>, accessed [16.07.24]

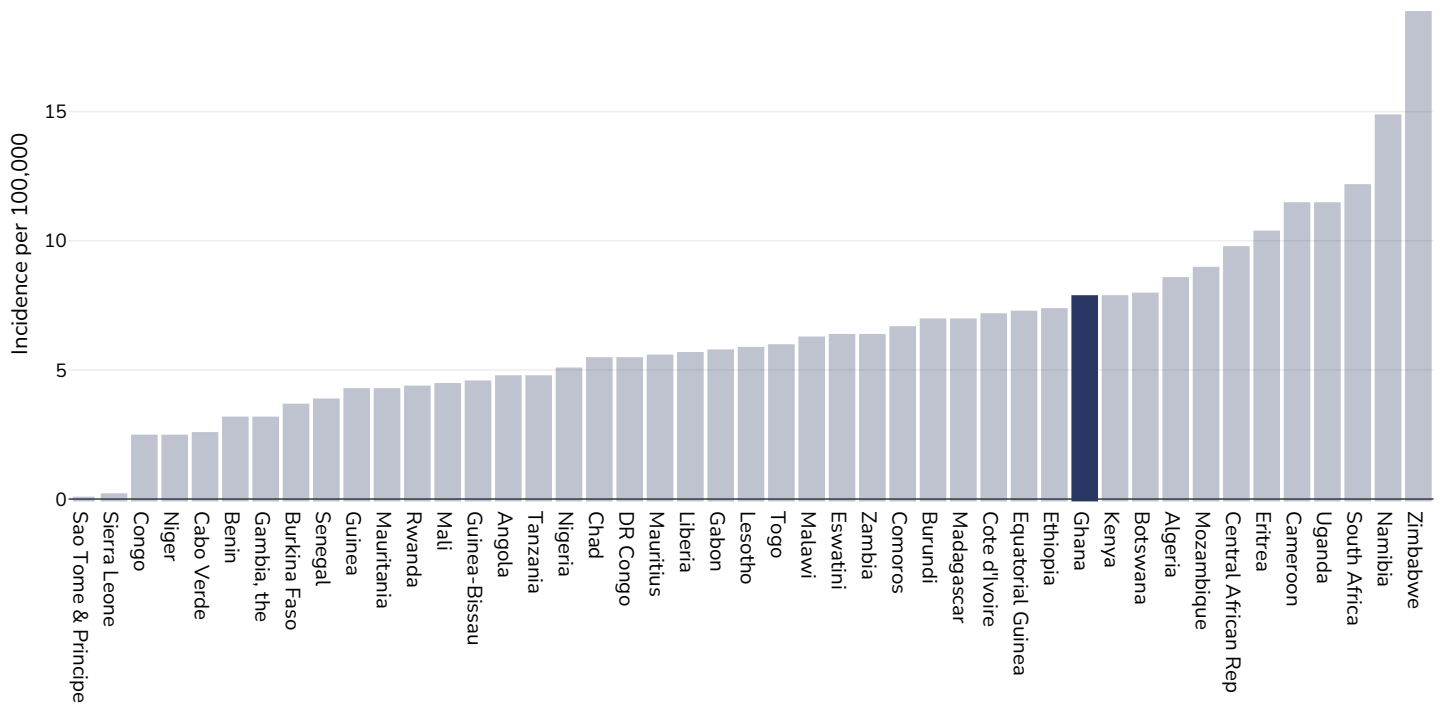
Definitions: Incidence per 100,000

Unless otherwise noted, overweight refers to a BMI between 25kg and 29.9kg/m<sup>2</sup>, obesity refers to a BMI greater than 30kg/m<sup>2</sup>.



## Non Hodgkin Lymphoma

Men, 2022



Age: 20+

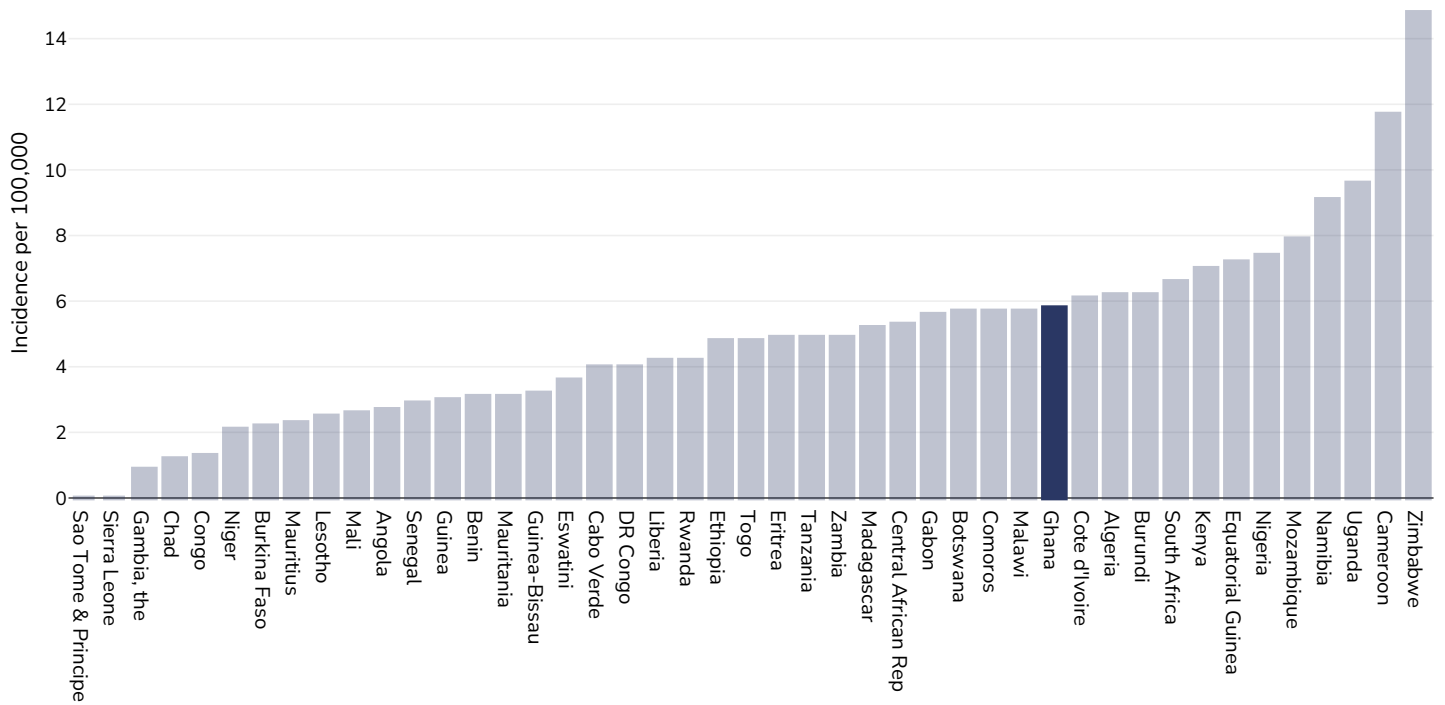
Area covered: National

References: Ferlay J, Ervik M, Lam F, Laversanne M, Colombet M, Mery L, Piñeros M, Znaor A, Soerjomataram I, Bray F (2024). Global Cancer Observatory: Cancer Today. Lyon, France: International Agency for Research on Cancer. Available from: <https://gco.iarc.who.int/today>, accessed [16.07.24]

Definitions: Incidence per 100,000

Unless otherwise noted, overweight refers to a BMI between 25kg and 29.9kg/m<sup>2</sup>, obesity refers to a BMI greater than 30kg/m<sup>2</sup>.

## Women, 2022



Age: 20+

Area covered: National

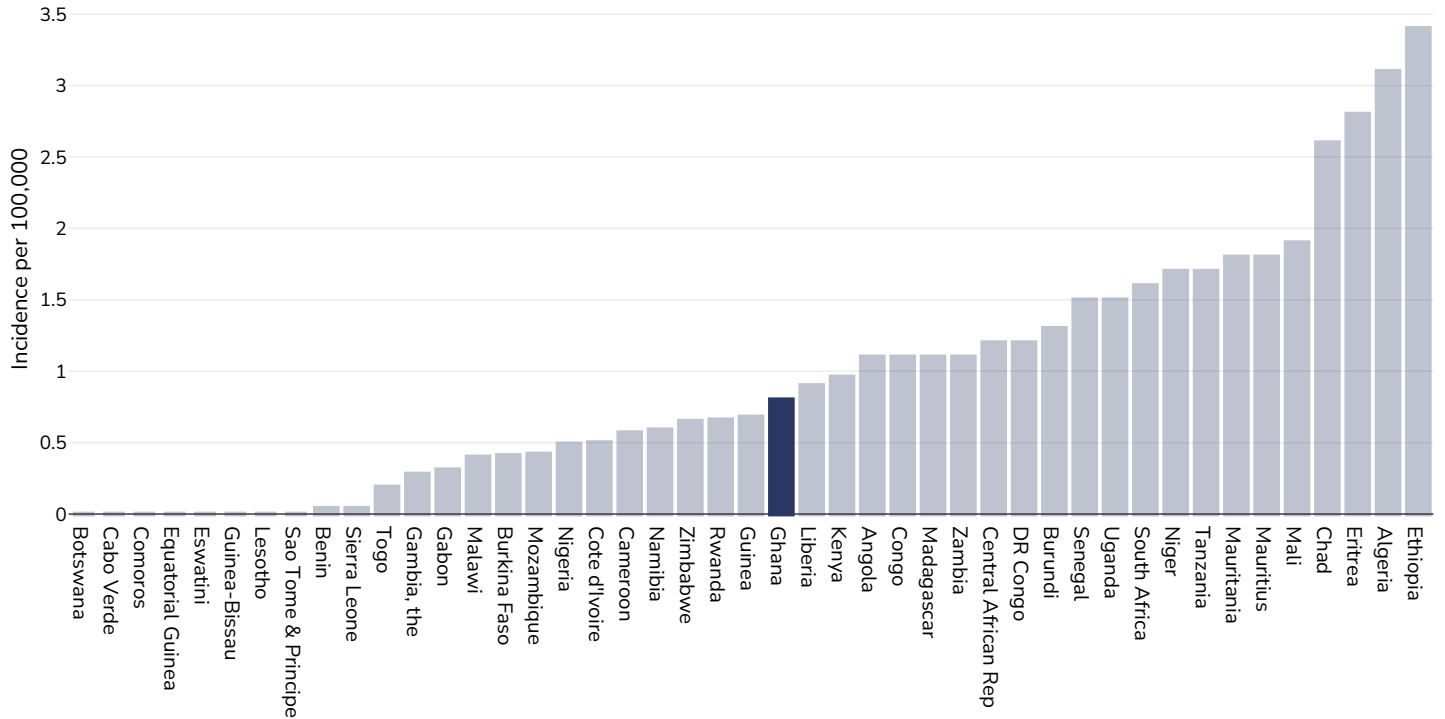
References: Ferlay J, Ervik M, Lam F, Laversanne M, Colombet M, Mery L, Piñeros M, Znaor A, Soerjomataram I, Bray F (2024). Global Cancer Observatory: Cancer Today. Lyon, France: International Agency for Research on Cancer. Available from: <https://gco.iarc.who.int/today>, accessed [16.07.24]

Definitions: Incidence per 100,000

Unless otherwise noted, overweight refers to a BMI between 25kg and 29.9kg/m<sup>2</sup>, obesity refers to a BMI greater than 30kg/m<sup>2</sup>.

# Thyroid Cancer

## Men, 2022



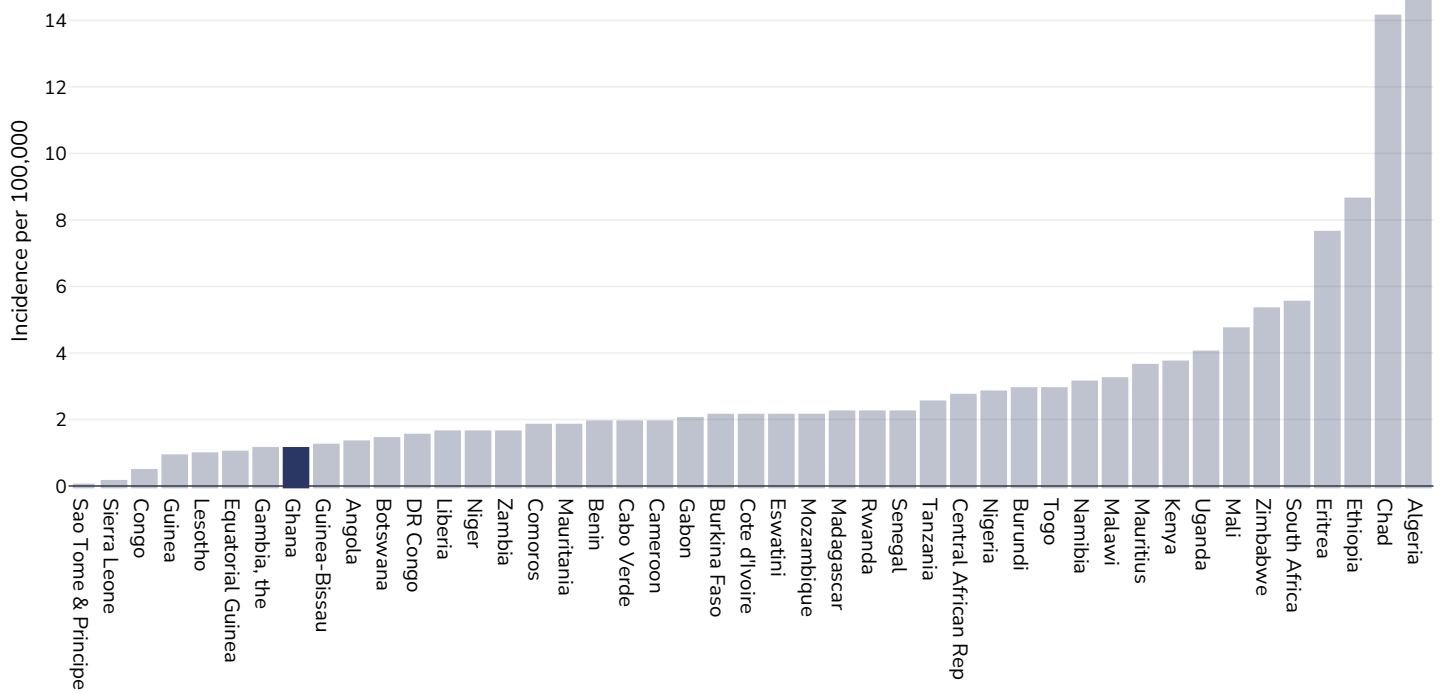
Age: 20+

Area covered: National

References: Ferlay J, Ervik M, Lam F, Laversanne M, Colombet M, Mery L, Piñeros M, Znaor A, Soerjomataram I, Bray F (2024). Global Cancer Observatory: Cancer Today. Lyon, France: International Agency for Research on Cancer. Available from: <https://gco.iarc.who.int/today>, accessed [16.07.24]

Definitions: Incidence per 100,000

## Women, 2022



Age: 20+

Area covered: National

References: Ferlay J, Ervik M, Lam F, Laversanne M, Colombet M, Mery L, Piñeros M, Znaor A, Soerjomataram I, Bray F (2024). Global Cancer Observatory: Cancer Today. Lyon, France: International Agency for Research on Cancer. Available from: <https://gco.iarc.who.int/today>, accessed [16.07.24]

Definitions: Incidence per 100,000

## Contextual factors

**Disclaimer:** These contextual factors should be interpreted with care. Results are updated as regularly as possible and use very specific criteria. The criteria used and full definitions are available for download at the bottom of this page.



### Labelling

Is there mandatory nutrition labelling?	X
Front-of-package labelling?	X
Back-of-pack nutrition declaration?	X
Color coding?	X
Warning label?	X



## Regulation and marketing

<b>Are there fiscal policies on unhealthy products?</b>	✓
Tax on unhealthy foods?	✗
Tax on unhealthy drinks?	✓
<b>Are there fiscal policies on healthy products?</b>	✗
Subsidy on fruits?	✗
Subsidy on vegetables?	✗
Subsidy on other healthy products?	✗
<b>Mandatory limit or ban of trans fat (all settings)?</b>	✓
Mandatory limit of trans fats in place (all settings)?	✓
Ban on trans-fats or phos in place (all settings)?	✗
<b>Are there any mandatory policies/marketing restrictions on the promotion of unhealthy food/drinks to children?</b>	✗
Mandatory restriction on broadcast media?	✗
Mandatory restriction on non-broadcast media?	✗
Voluntary policies/marketing restrictions on the promotion of unhealthy food/drinks to children?	✗
<b>Are there mandatory standards for food in schools?</b>	✗
<b>Are there any mandatory nutrient limits in any manufactured food products?</b>	✓
Nutrition standards for public sector procurement?	✗



## Political will and support

National obesity strategy or nutrition and physical activity national strategy?	✗
National obesity strategy?	✗
National childhood obesity strategy?	✗
Comprehensive nutrition strategy?	✓
Comprehensive physical activity strategy?	✗
Evidence-based dietary guidelines and/or RDAs?	✗
National target(s) on reducing obesity?	✗
Guidelines/policy on obesity treatment?	✗
Promotion of breastfeeding?	✓



## Monitoring and surveillance

Monitoring of the prevalence and incidence for the main obesity-related NCDs and risk factors?	✓
Within 5 years?	✗



## Governance and resource

Multi-sectoral national co-ordination mechanism for obesity or nutrition (including obesity)?	?
---	---

### Key

✓ Present	✓ <sub>v</sub> Present (voluntary)	✓ Incoming	✗ Absent	? Unknown
-----------	---------------------------------------	------------	----------	-----------

Last updated August 8, 2023

