




# France



## Country report card - children

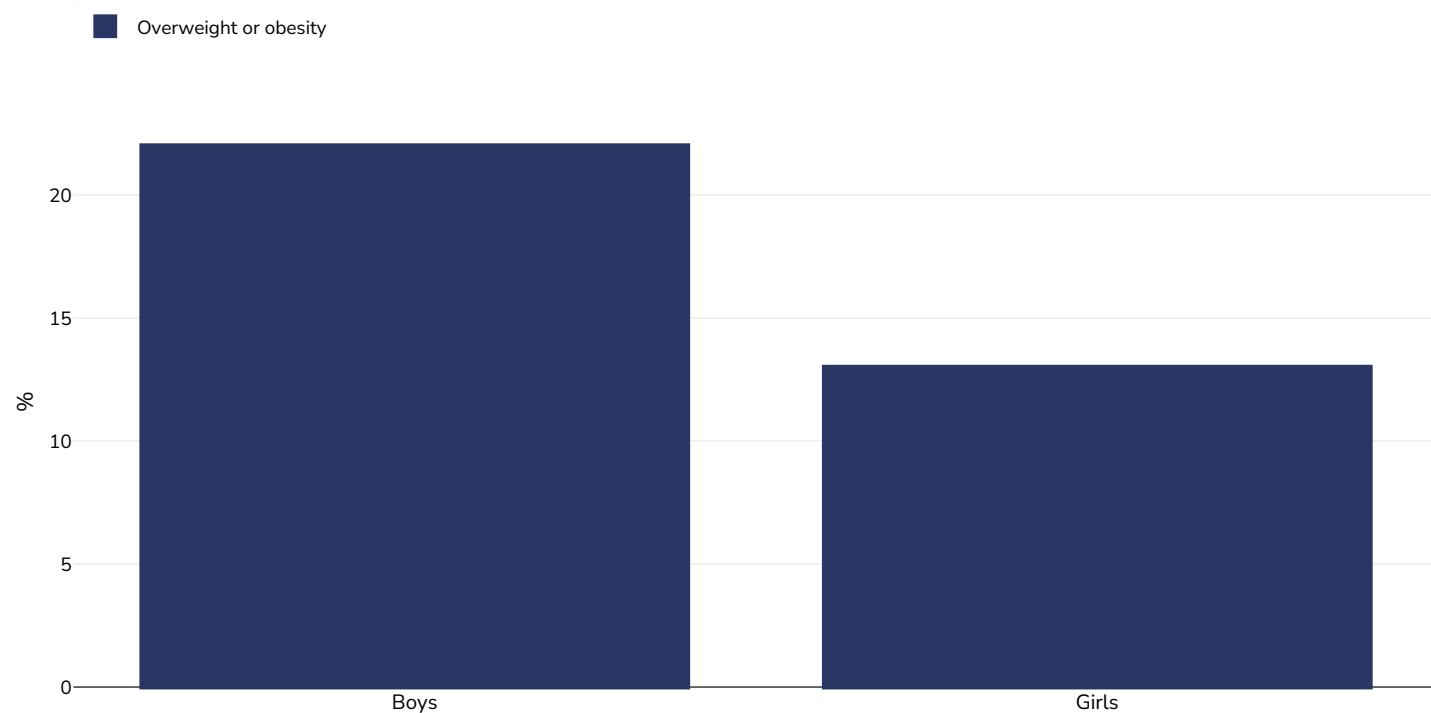
*This report card contains the latest data available on the Global Obesity Observatory on overweight and obesity for children, including adolescents (aged 5 to 18 years). Where available, data on common and relevant obesity drivers and comorbidities are also presented.*

*View the latest version of this report on the Global Obesity Observatory at <https://data.worldobesity.org/country/france-71/>.*

Contents	Page
Obesity prevalence	3
Overweight/obesity by education	4
Overweight/obesity by age	6
Overweight/obesity by region	7
Overweight/obesity by socio-economic group	8
Double burden of underweight & overweight	10
Insufficient physical activity	11
Prevalence of at least daily carbonated soft drink consumption	14
Prevalence of less than daily fruit consumption	16
Prevalence of less than daily vegetable consumption	17
Mental health - depression disorders	18
Mental health - anxiety disorders	21

## Obesity prevalence

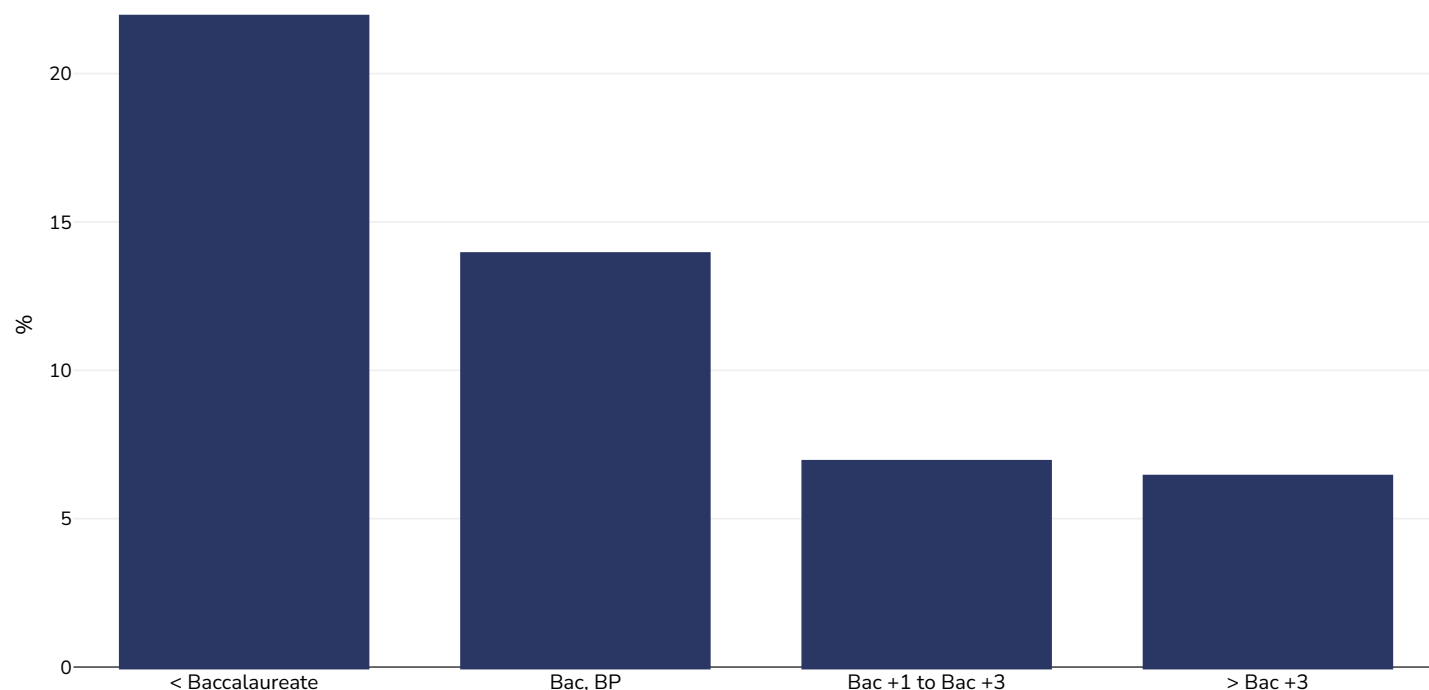
### Children, 2021-2022



Survey type:	Self-reported
Age:	13
References:	Rakic JG, Hamrik Z, Dzielska A, Felder-Puig R, Oja L, Bakalár P et al. A focus on adolescent physical activity, eating behaviours, weight status and body image in Europe, central Asia and Canada. Health Behaviour in School-aged Children (HBSC) international report from the 2021/2022 survey. Volume 4. Copenhagen: WHO Regional Office for Europe; 2024. 'Any translation was not created by the World Health Organization (WHO). WHO is not responsible for the content or accuracy of this translation. The original English edition shall be the binding and authentic edition'
Notes:	HBSC aims to survey approximately 1500 pupils per age group in each country or region (totaling around 4500)
Cutoffs:	+2SD

## Overweight/obesity by education

### Boys, 2015



Survey type: Measured

Age: 6-17

Sample size: 1,104

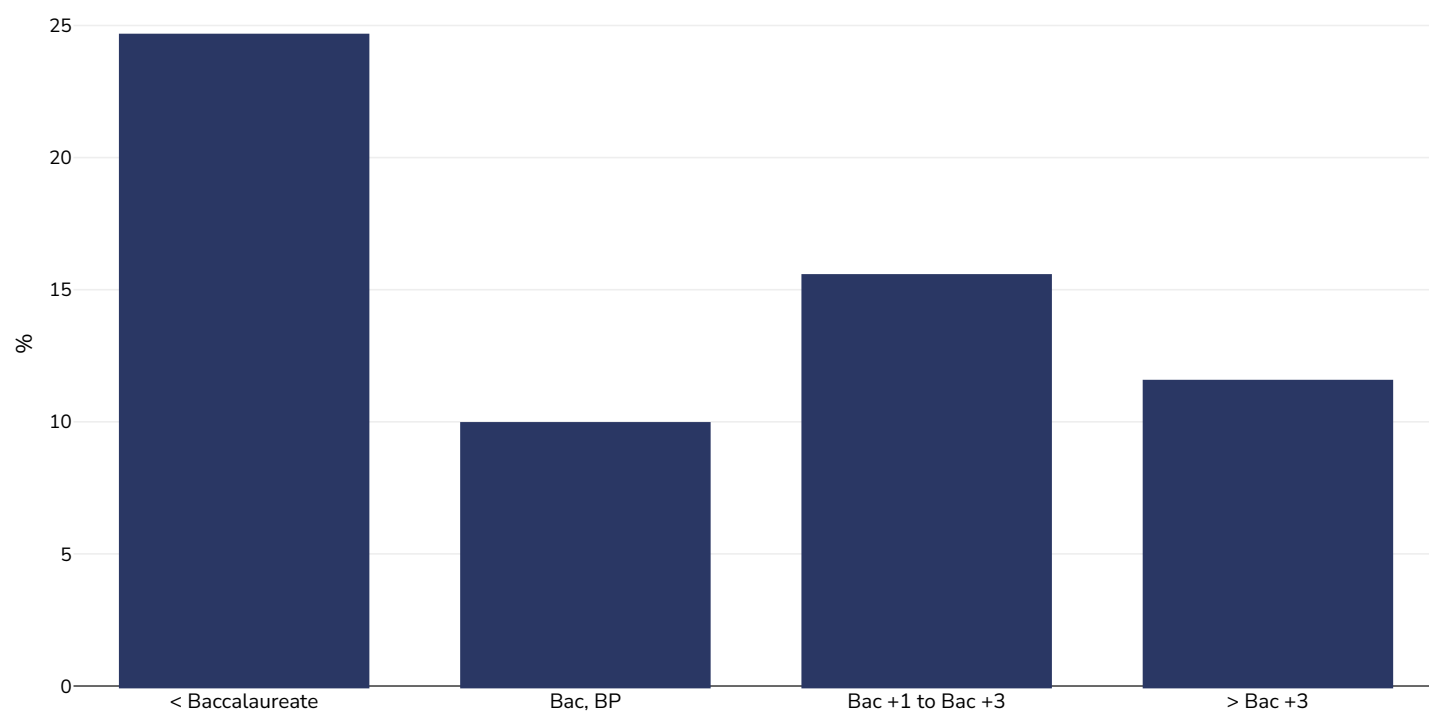
Area covered: National

Notes: < Baccalaureate = no diploma or certificate of primary studies, Bac, BP = general, technological or vocational baccalaureate, professional or technician, BEA, BEC, EIB, BEH, legal capacity, Bac +1 to Bac +3 = 1st cycle university diploma, bac +3, bachelor's degree, BTS, DUT, DEUG, diploma in social or health professions, diploma in nursing, > Bac +3 = 2nd or 3rd cycle diploma university [including medicine, pharmacy, dental], master, doctorate, engineering degree, diploma of a large school.

Definitions: Parental education.

Cutoffs: IOTF

## Girls, 2015



Survey type: Measured

Age: 6-17

Sample size: 1,104

Area covered: National

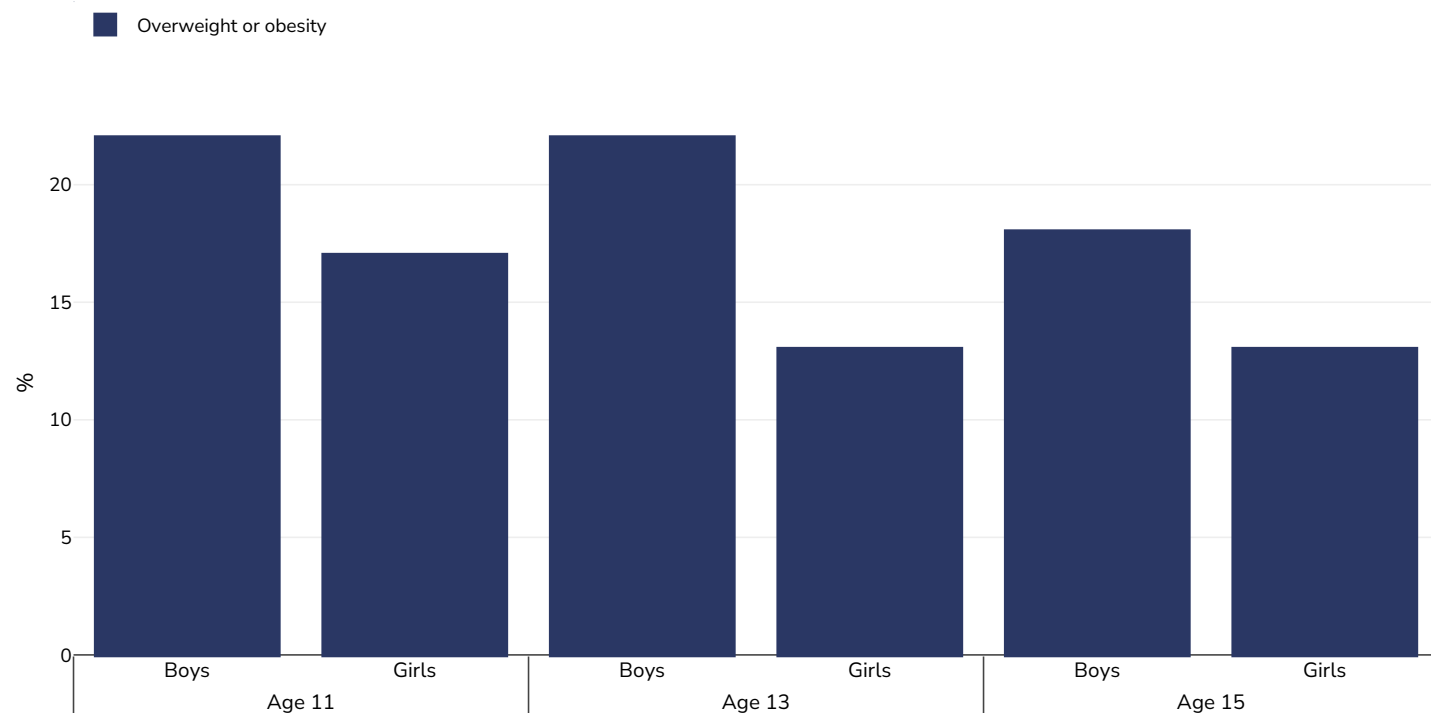
Notes: < Baccalaureate = no diploma or certificate of primary studies, Bac, BP = general, technological or vocational baccalaureate, professional or technician, BEA, BEC, EIB, BEH, legal capacity, Bac +1 to Bac +3 = 1st cycle university diploma, bac +3, bachelor's degree, BTS, DUT, DEUG, diploma in social or health professions, diploma in nursing, > Bac +3 = 2nd or 3rd cycle diploma university [including medicine, pharmacy, dental], master, doctorate, engineering degree, diploma of a large school.

Definitions: Parental education.

Cutoffs: IOTF

## Overweight/obesity by age

### Children, 2021-2022



Survey type: Self-reported

Area covered: See Report

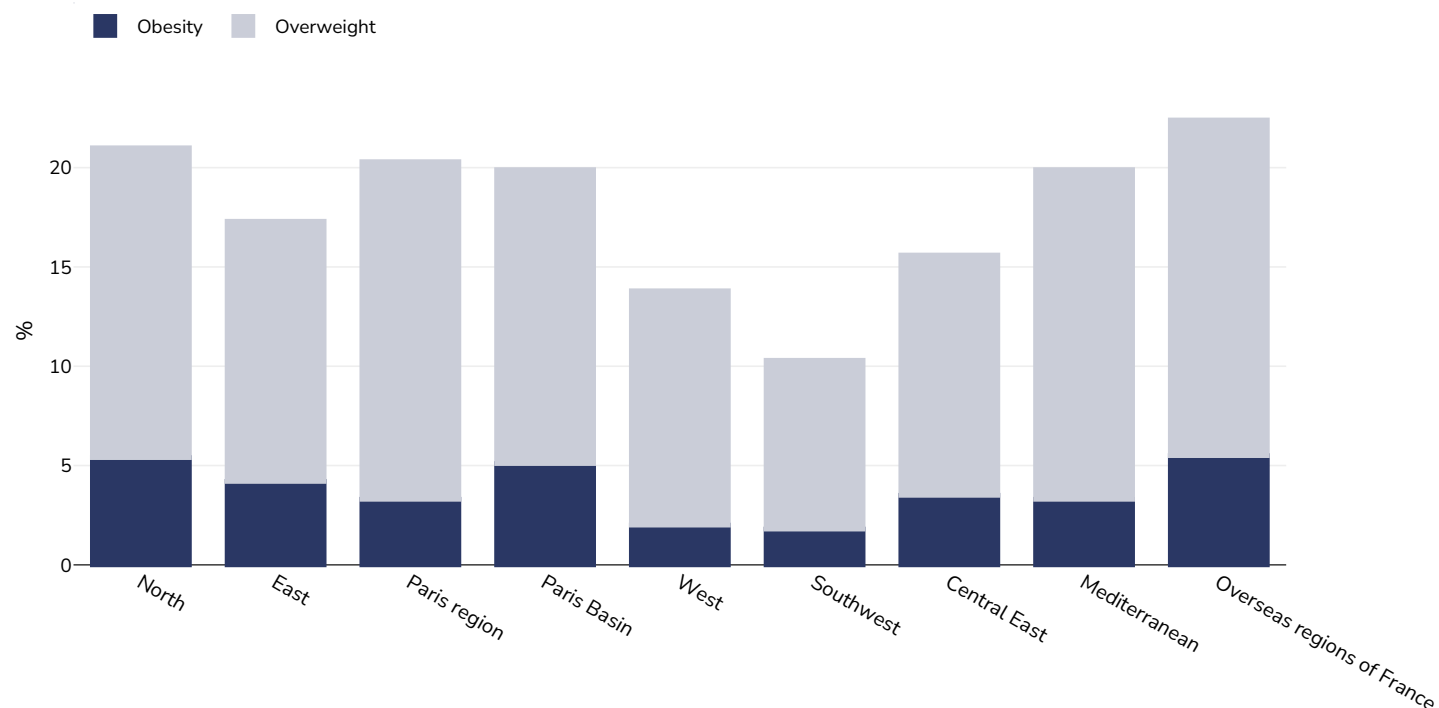
**References:** Rakić JG, Hamrik Z, Dzielska A, Felder-Puig R, Oja L, Bakalár P et al. A focus on adolescent physical activity, eating behaviours, weight status and body image in Europe, central Asia and Canada. Health Behaviour in School-aged Children (HBSC) international report from the 2021/2022 survey. Volume 4. Copenhagen: WHO Regional Office for Europe; 2024. 'Any translation was not created by the World Health Organization (WHO). WHO is not responsible for the content or accuracy of this translation. The original English edition shall be the binding and authentic edition'

**Notes:** HBSC aims to survey approximately 1500 pupils per age group in each country or region (totaling around 4500)

**Cutoffs:** +2SD

## Overweight/obesity by region

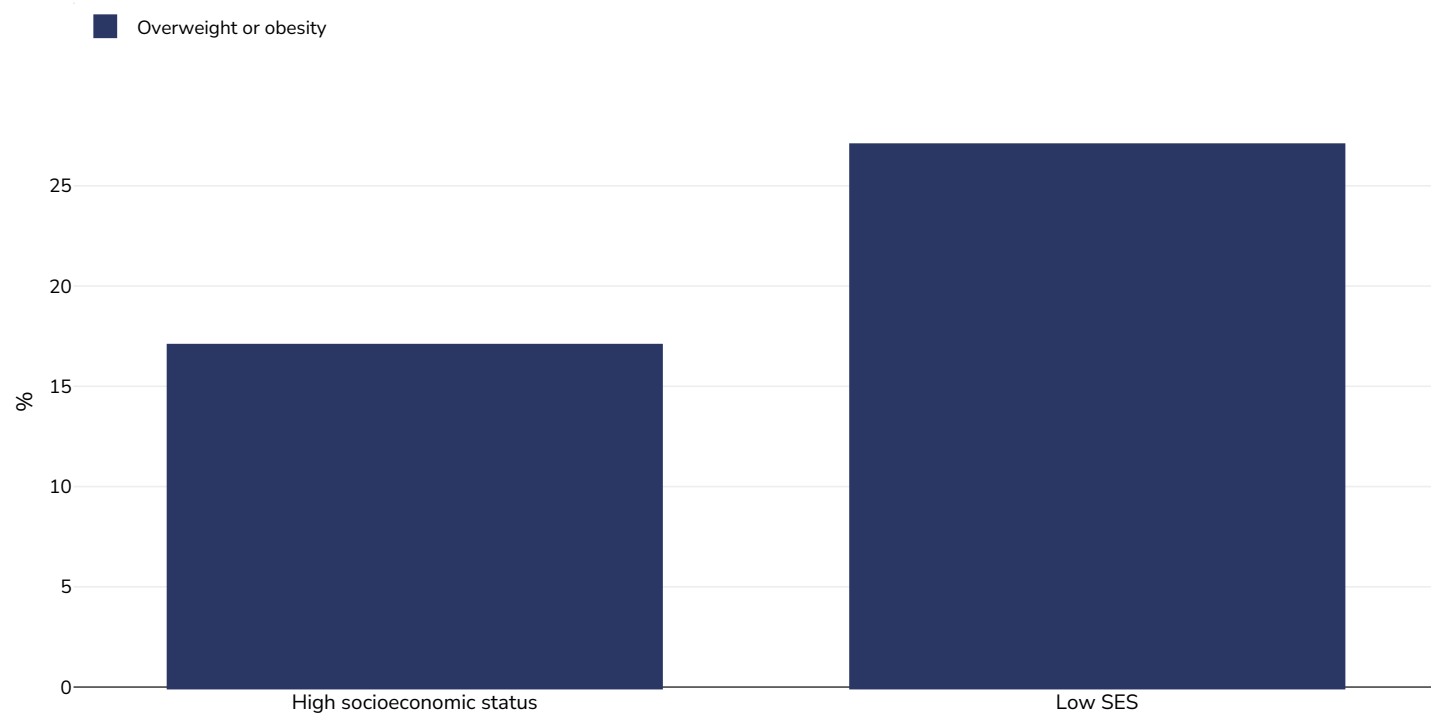
### Children, 2014-2015



Survey type:	Measured
Age:	10-11
Sample size:	8124
Area covered:	National
References:	L'état de santé de la population en France RAPPORT 2017. Available at: <a href="https://drees.solidarites-sante.gouv.fr/sites/default/files/2021-01/Rapport-ESPF-2017.pdf">https://drees.solidarites-sante.gouv.fr/sites/default/files/2021-01/Rapport-ESPF-2017.pdf</a> . Last accessed: 04.05.21.
Cutoffs:	IOTF

## Overweight/obesity by socio-economic group

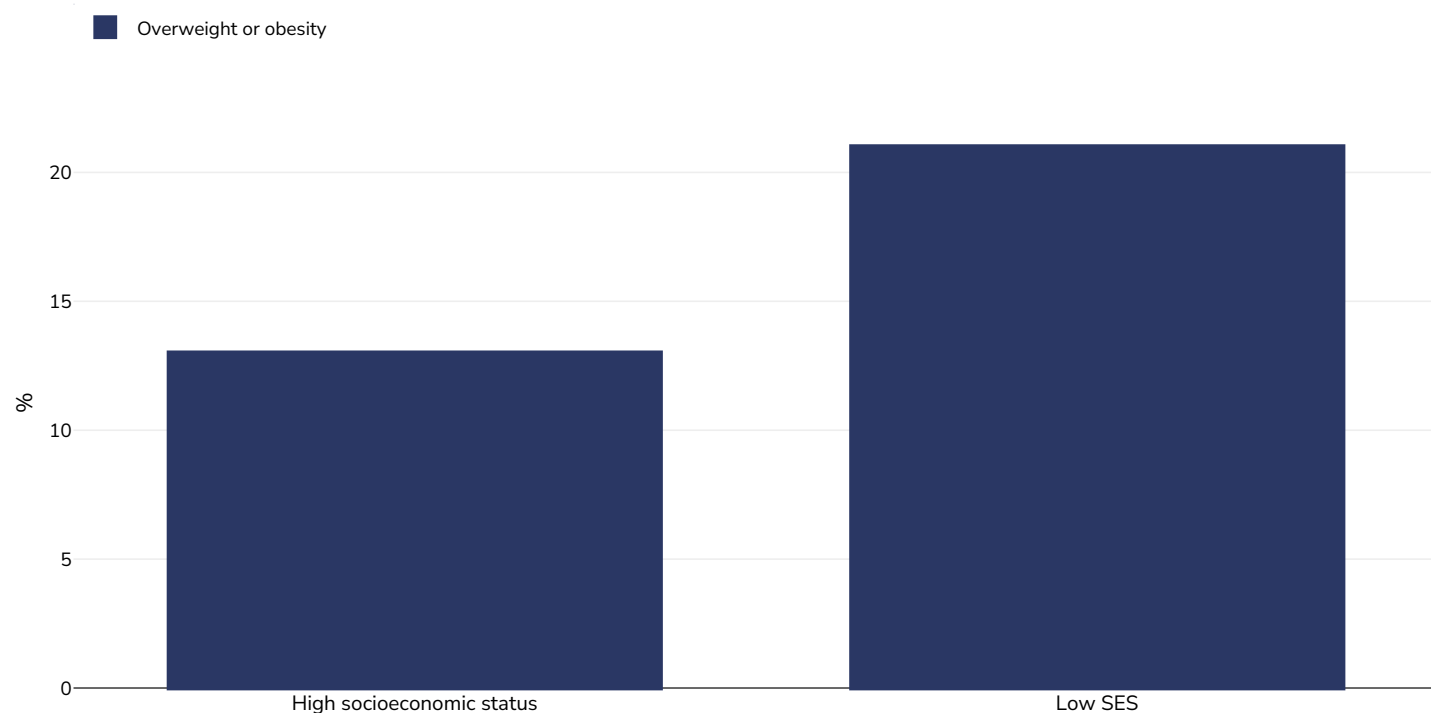
### Boys, 2021-2022



Survey type:	Self-reported
Age:	11-15
References:	Rakić JG, Hamrik Z, Dzielska A, Felder-Puig R, Oja L, Bakalár P et al. A focus on adolescent physical activity, eating behaviours, weight status and body image in Europe, central Asia and Canada. Health Behaviour in School-aged Children (HBSC) international report from the 2021/2022 survey. Volume 4. Copenhagen: WHO Regional Office for Europe; 2024. 'Any translation was not created by the World Health Organization (WHO). WHO is not responsible for the content or accuracy of this translation. The original English edition shall be the binding and authentic edition'
Notes:	Family affluence scaleHBSC aims to survey approximately 1500 pupils per age group in each country or region (totaling around 4500)
Cutoffs:	+2SD



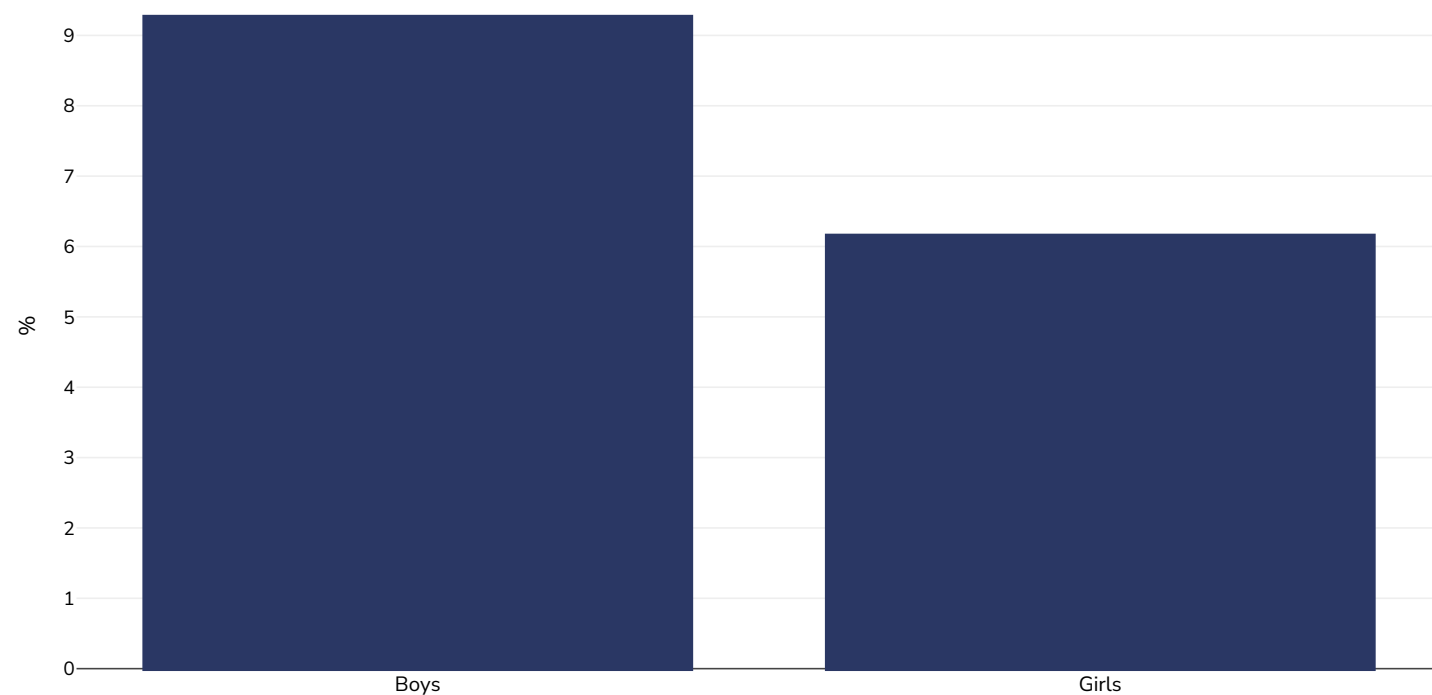
## Girls, 2021-2022



Survey type:	Self-reported
Age:	11-15
References:	Rakić JG, Hamrik Z, Dzielska A, Felder-Puig R, Oja L, Bakalár P et al. A focus on adolescent physical activity, eating behaviours, weight status and body image in Europe, central Asia and Canada. Health Behaviour in School-aged Children (HBSC) international report from the 2021/2022 survey. Volume 4. Copenhagen: WHO Regional Office for Europe; 2024. 'Any translation was not created by the World Health Organization (WHO). WHO is not responsible for the content or accuracy of this translation. The original English edition shall be the binding and authentic edition'
Notes:	Family affluence scaleHBSC aims to survey approximately 1500 pupils per age group in each country or region (totaling around 4500)
Cutoffs:	+2SD

## Double burden of underweight & overweight

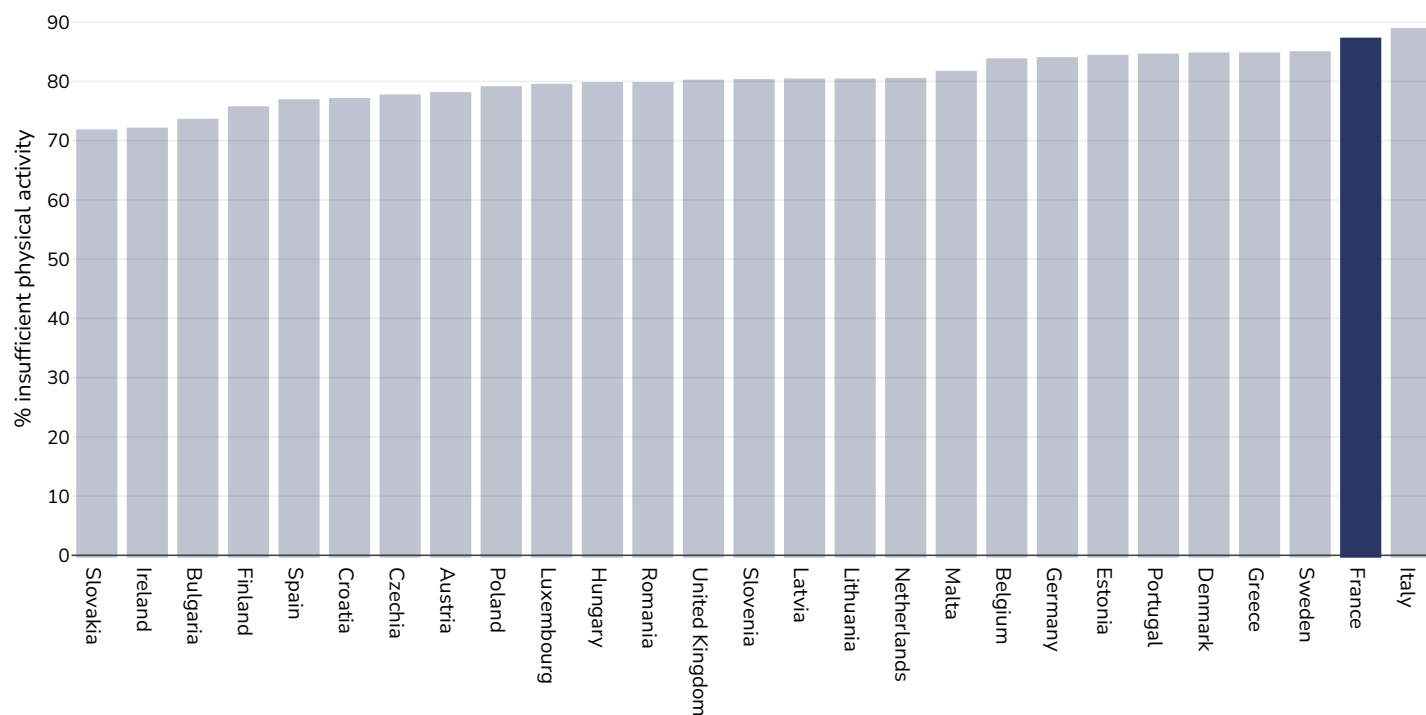
### Children, 2022



Survey type:	Measured
Age:	5-19
References:	NCD Risk Factor Collaboration (NCD-RisC). Worldwide trends in underweight and obesity from 1990 to 2022: a pooled analysis of 3663 population representative studies with 222 million children, adolescents, and adults. Lancet 2024; published online Feb 29. <a href="https://doi.org/10.1016/S0140-6736(23)02750-2">https://doi.org/10.1016/S0140-6736(23)02750-2</a> .
Notes:	Age standardised estimates
Definitions:	Combined prevalence of BMI < -2SD and BMI > 2SD (double burden of thinness and obesity)
Cutoffs:	BMI < -2SD and BMI > 2SD

## Insufficient physical activity

### Children, 2016



Survey type: Self-reported

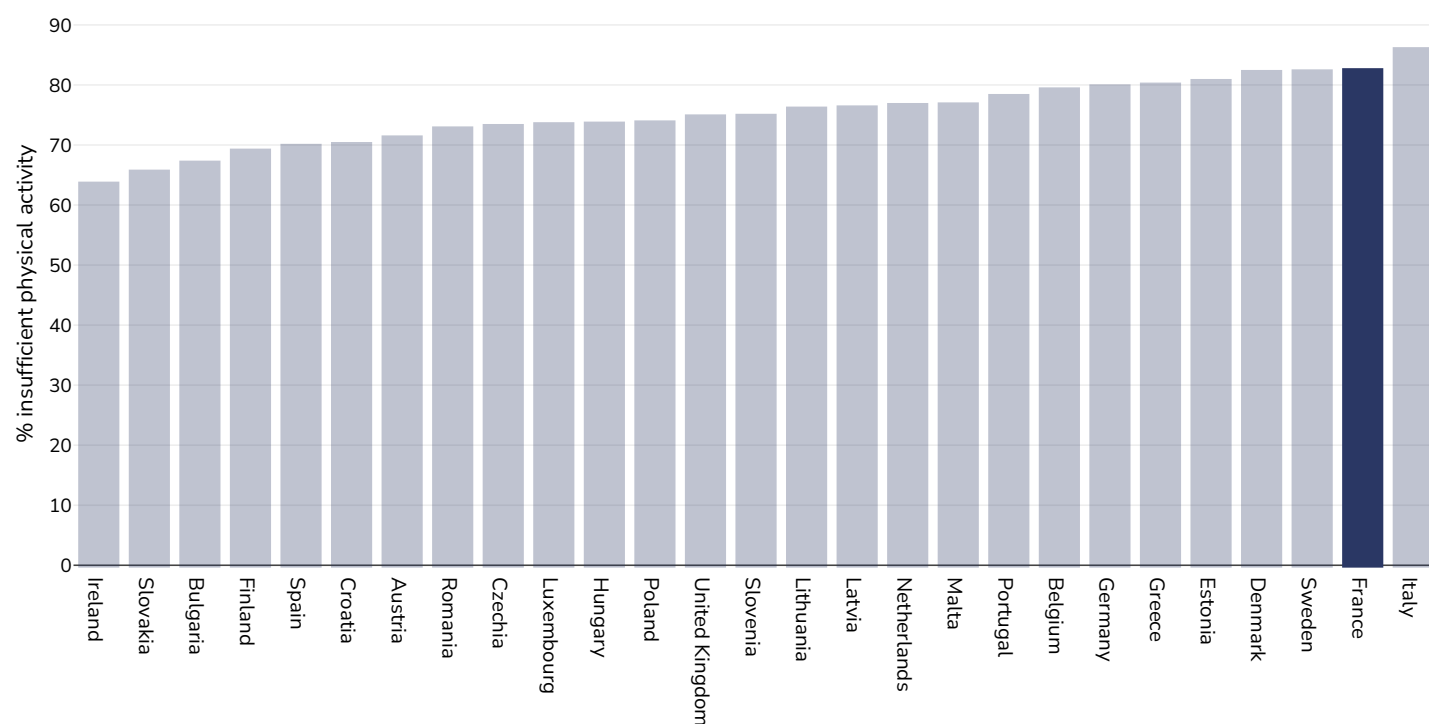
Age: 11-17

References: Global Health Observatory data repository, World Health Organisation, <https://apps.who.int/gho/data/node.main.A893ADO?lang=en> (last accessed 16.03.21)

Notes: % of school going adolescents not meeting WHO recommendations on Physical Activity for Health, i.e. doing less than 60 minutes of moderate- to vigorous-intensity physical activity daily.

Definitions: % Adolescents insufficiently active (age standardised estimate)

## Boys, 2016



Survey type: Self-reported

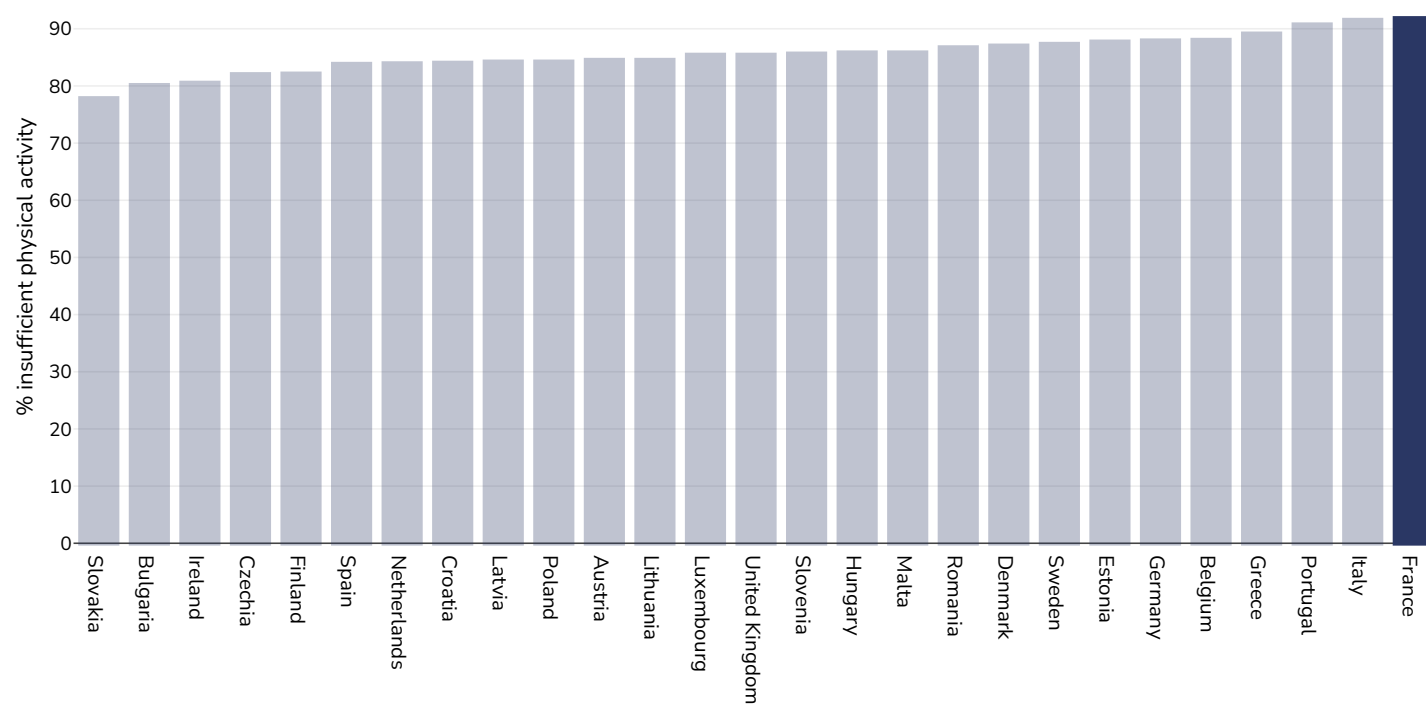
Age: 11-17

References: Global Health Observatory data repository, World Health Organisation, <https://apps.who.int/gho/data/node.main.A893ADO?lang=en>  
(last accessed 16.03.21)

Notes: % of school going adolescents not meeting WHO recommendations on Physical Activity for Health, i.e. doing less than 60 minutes of moderate- to vigorous-intensity physical activity daily.

Definitions: % Adolescents insufficiently active (age standardised estimate)

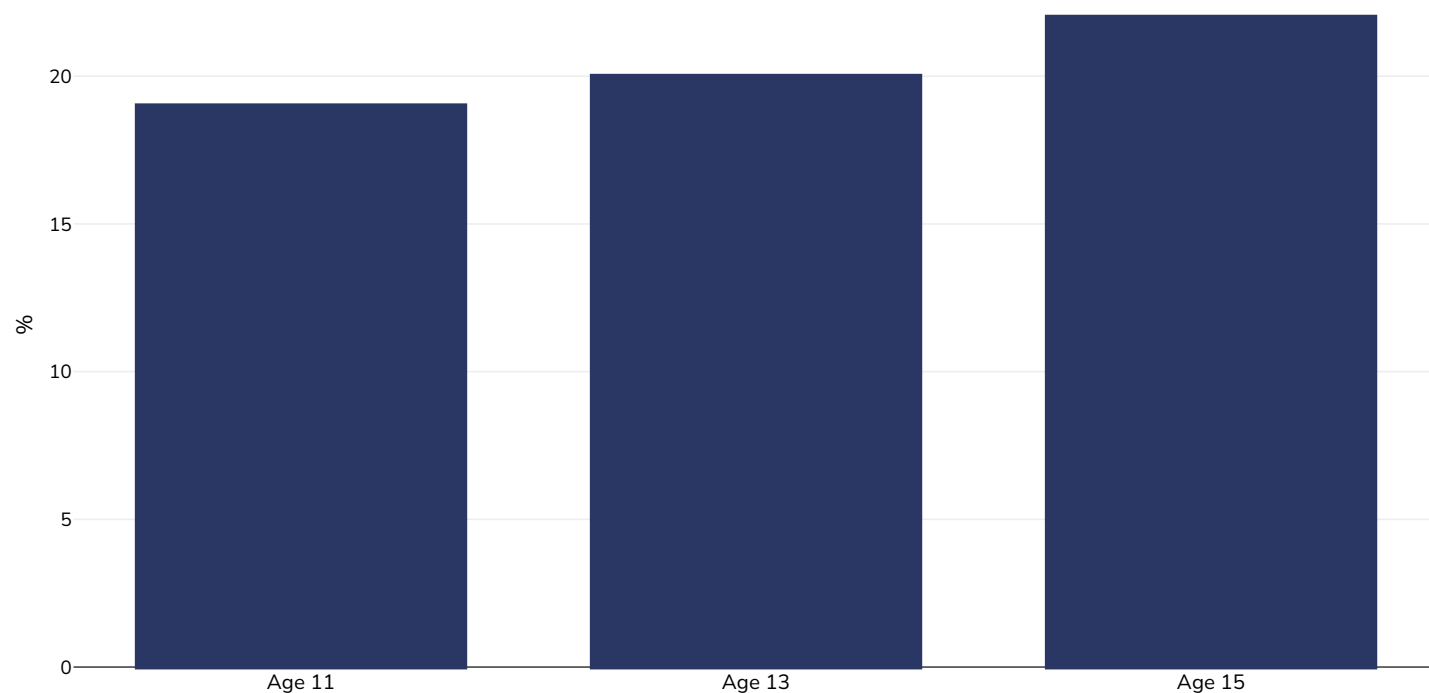
## Girls, 2016



Survey type:	Self-reported
Age:	11-17
References:	Global Health Observatory data repository, World Health Organisation, <a href="https://apps.who.int/gho/data/node.main.A893ADO?lang=en">https://apps.who.int/gho/data/node.main.A893ADO?lang=en</a> (last accessed 16.03.21)
Notes:	% of school going adolescents not meeting WHO recommendations on Physical Activity for Health, i.e. doing less than 60 minutes of moderate- to vigorous-intensity physical activity daily.
Definitions:	% Adolescents insufficiently active (age standardised estimate)

## Prevalence of at least daily carbonated soft drink consumption

### Boys, 2021-2022

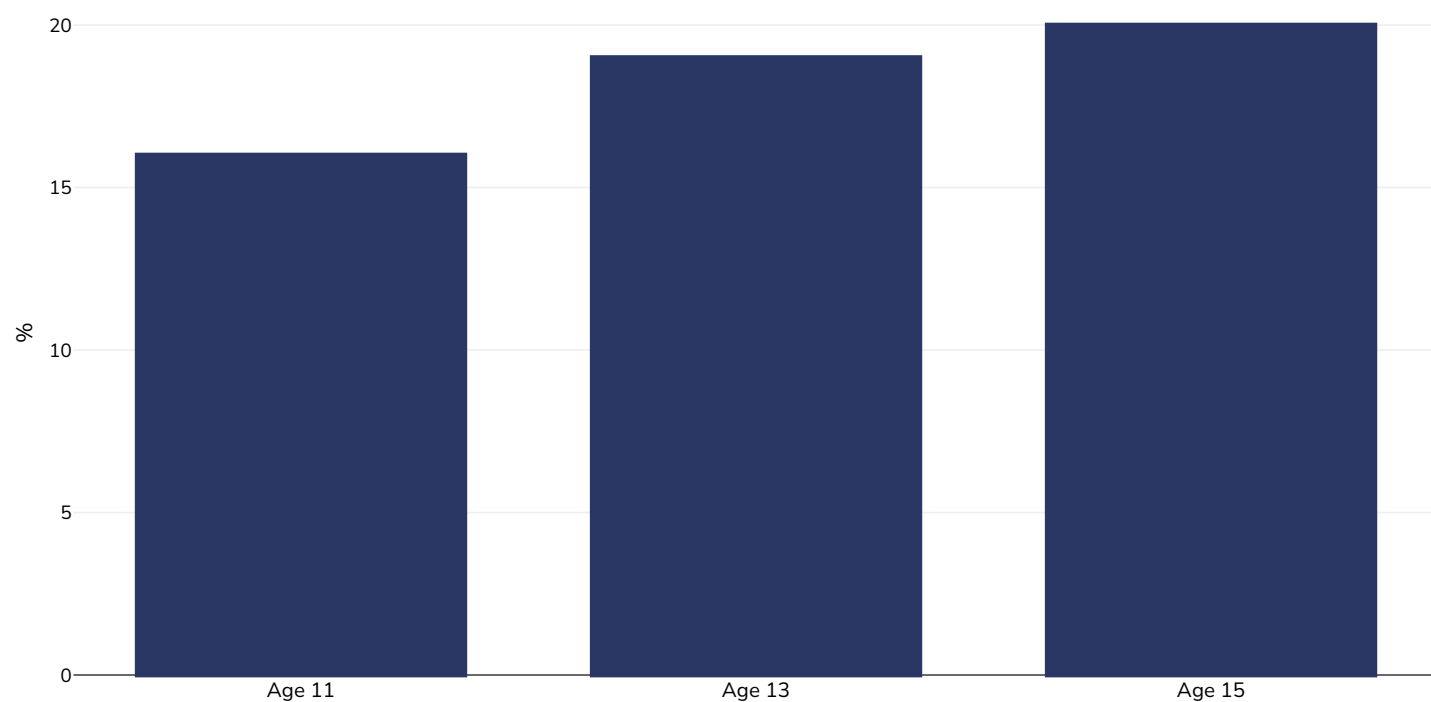


Area covered: National

References: Health Behaviour in School-aged Children study (2023), Data browser (findings from the 2021/22 international HBSC survey): <https://data-browser.hbsc.org..> Health Behaviour in School-aged Children study (2020), Data browser (findings from the 2017/18 international HBSC survey): <https://data-browser.hbsc.org>.

Definitions: Proportion who reported drinking sugary soft drinks daily (at least once)

## Girls, 2021-2022



Area covered:

National

References:

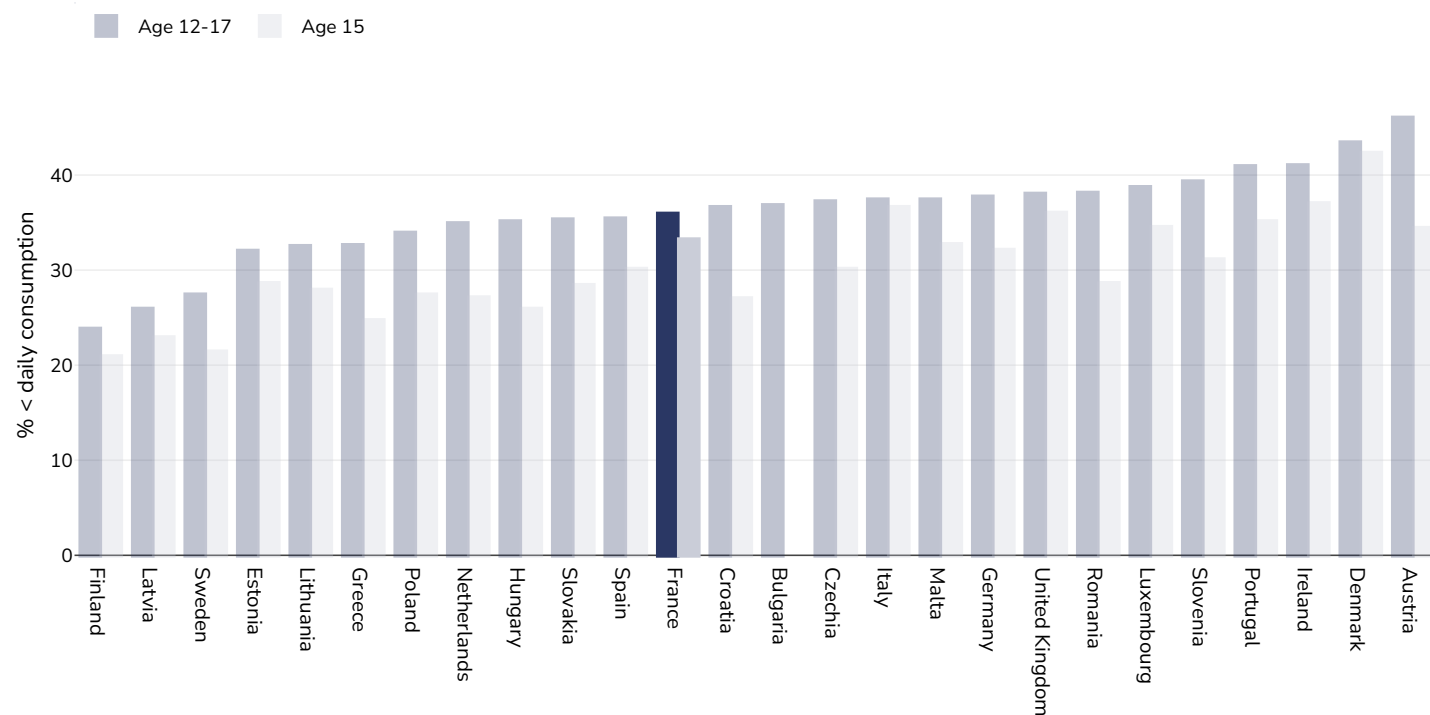
Health Behaviour in School-aged Children study (2023), Data browser (findings from the 2021/22 international HBSC survey): <https://data-browser.hbsc.org..> Health Behaviour in School-aged Children study (2020), Data browser (findings from the 2017/18 international HBSC survey): <https://data-browser.hbsc.org.>

Definitions:

Proportion who reported drinking sugary soft drinks daily (at least once)

## Prevalence of less than daily fruit consumption

### Children, 2014



Survey type:

Measured

References:

Global School-based Student Health Surveys. Beal et al (2019). Global Patterns of Adolescent Fruit, Vegetable, Carbonated Soft Drink, and Fast-food consumption: A meta-analysis of global school-based student health surveys. Food and Nutrition Bulletin. <https://doi.org/10.1177/0379572119848287>. Sourced from Food Systems Dashboard <http://www.foodsystemsdashboard.org/food-system>

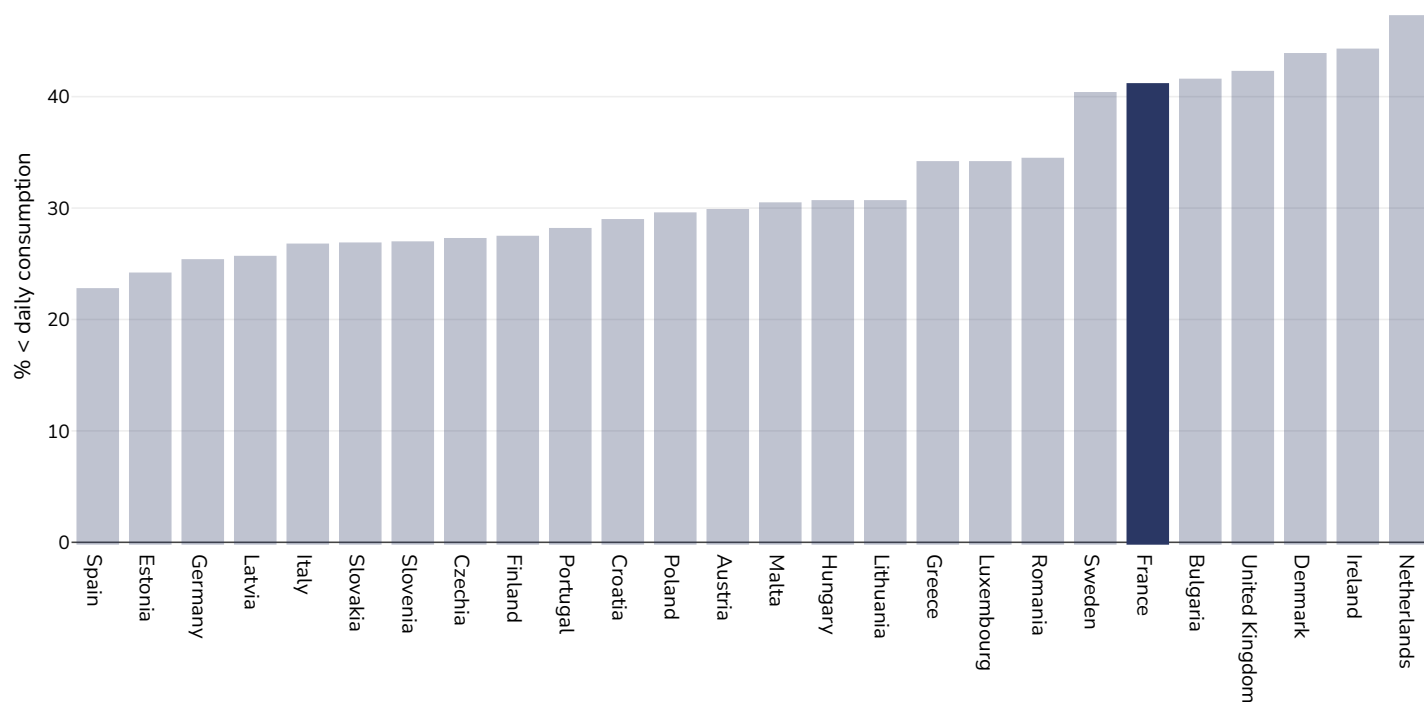
Definitions:

Prevalence of less-than-daily fruit consumption (% less-than-daily fruit consumption)



## Prevalence of less than daily vegetable consumption

Children, 2014



Survey type:

Measured

Age:

12-17

References:

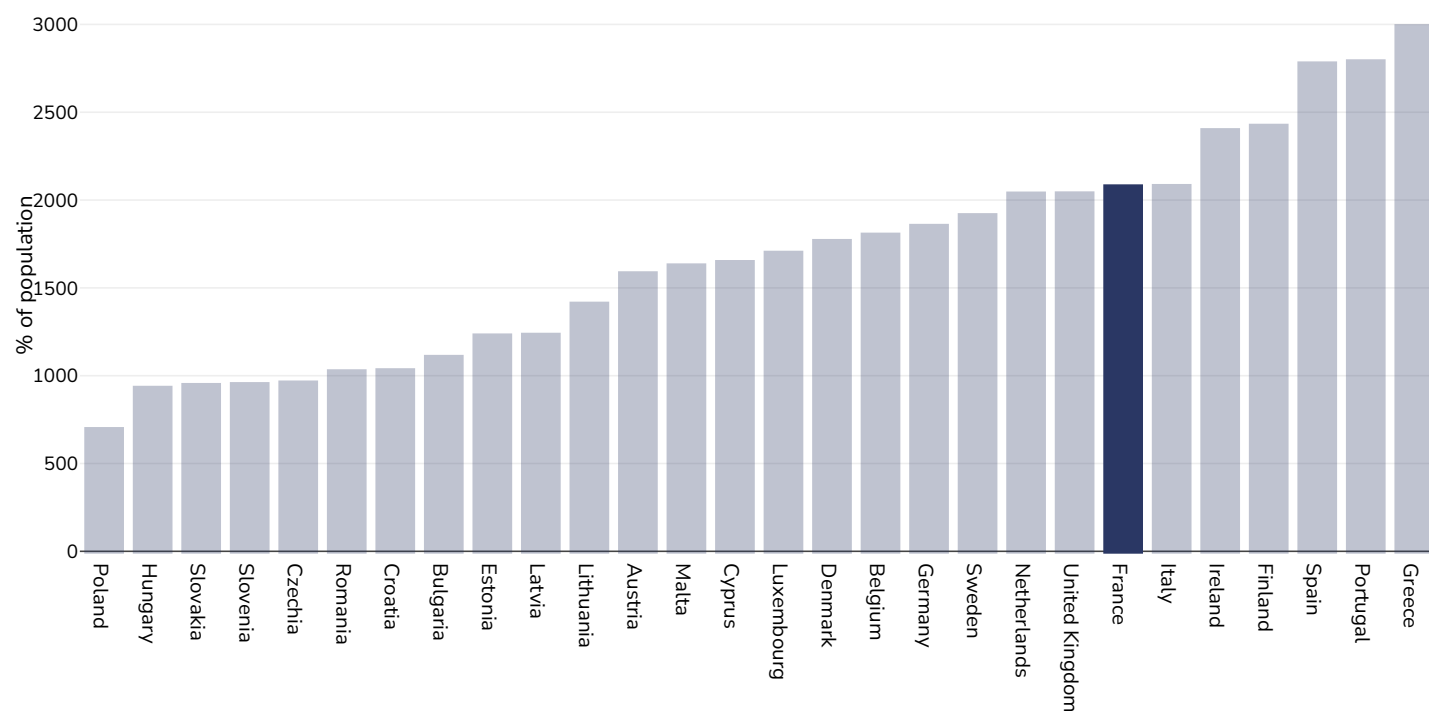
Beal et al. (2019). Global Patterns of Adolescent Fruit, Vegetable, Carbonated Soft Drink, and Fast-food consumption: A meta-analysis of global school-based student health surveys. Food and Nutrition Bulletin. <https://doi.org/10.1177/0379572119848287> sourced from Food Systems Dashboard <http://www.foodsystemsdashboard.org/food-system>

Definitions:

Prevalence of less-than-daily vegetable consumption (% less-than-daily vegetable consumption)

## Mental health - depression disorders

### Children, 2021



Area covered:

National

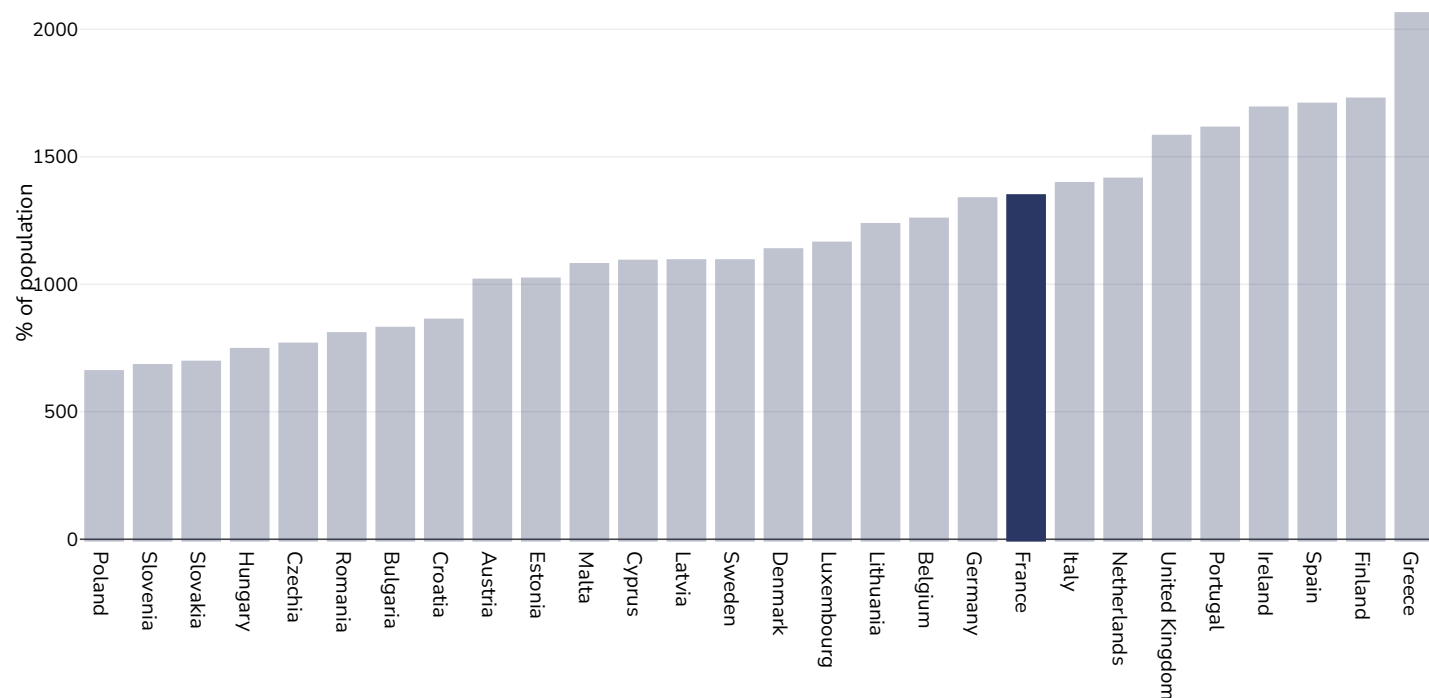
References:

Institute for Health Metrics and Evaluation (IHME). GBD Compare Data Visualization. Global Burden of Disease (GBD) Study 2021. Seattle, WA: IHME, University of Washington, 2023. Available from <http://vizhub.healthdata.org/gbd-compare>. (Last accessed 23.04.25)

Definitions:

Number living with depressive disorder per 100,000 population (Under 20 years of age)

## Boys, 2021



Area covered:

National

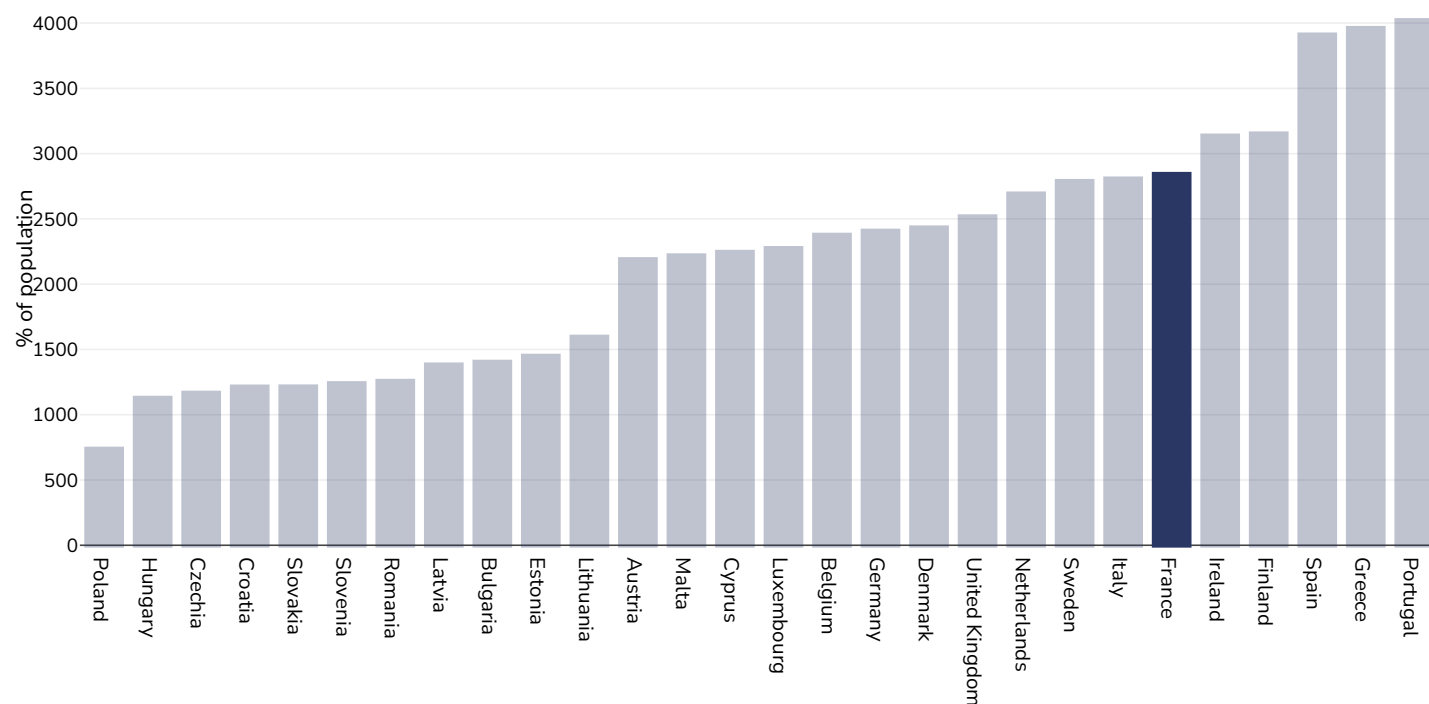
References:

Institute for Health Metrics and Evaluation (IHME). GBD Compare Data Visualization. Global Burden of Disease (GBD) Study 2021. Seattle, WA: IHME, University of Washington, 2023. Available from <http://vizhub.healthdata.org/gbd-compare>. (Last accessed 23.04.25)

Definitions:

Number living with depressive disorder per 100,000 population (Under 20 years of age)

## Girls, 2021



Area covered:

National

References:

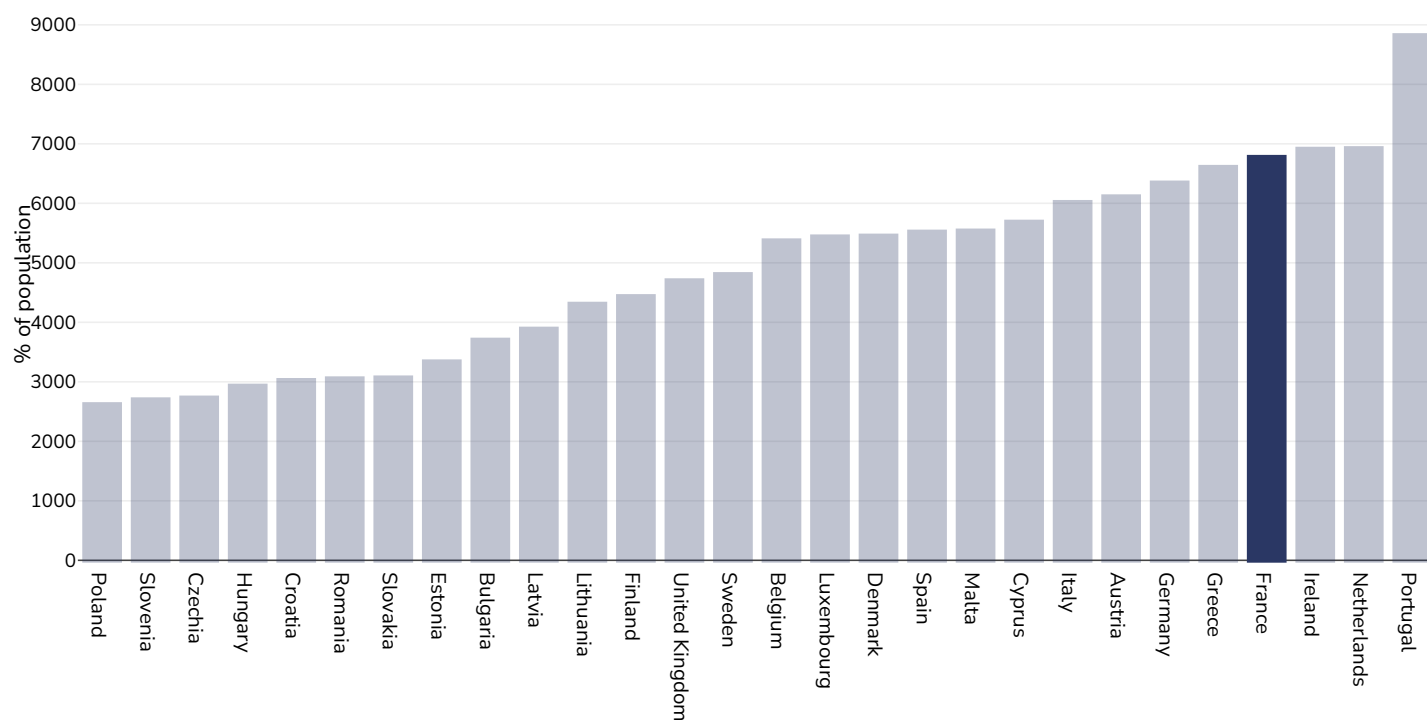
Institute for Health Metrics and Evaluation (IHME). GBD Compare Data Visualization. Global Burden of Disease (GBD) Study 2021. Seattle, WA: IHME, University of Washington, 2023. Available from <http://vizhub.healthdata.org/gbd-compare>. (Last accessed 23.04.25)

Definitions:

Number living with depressive disorder per 100,000 population (Under 20 years of age)

## Mental health - anxiety disorders

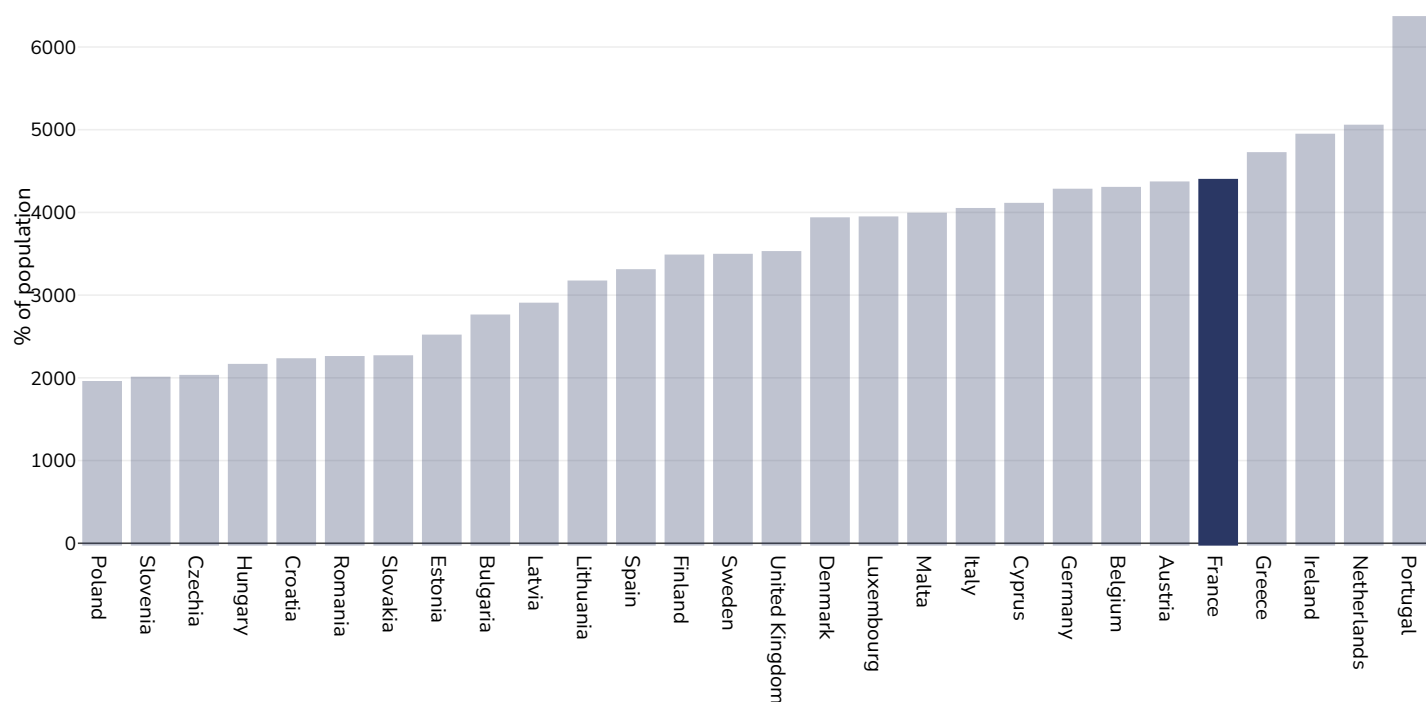
### Children, 2021



#### References:

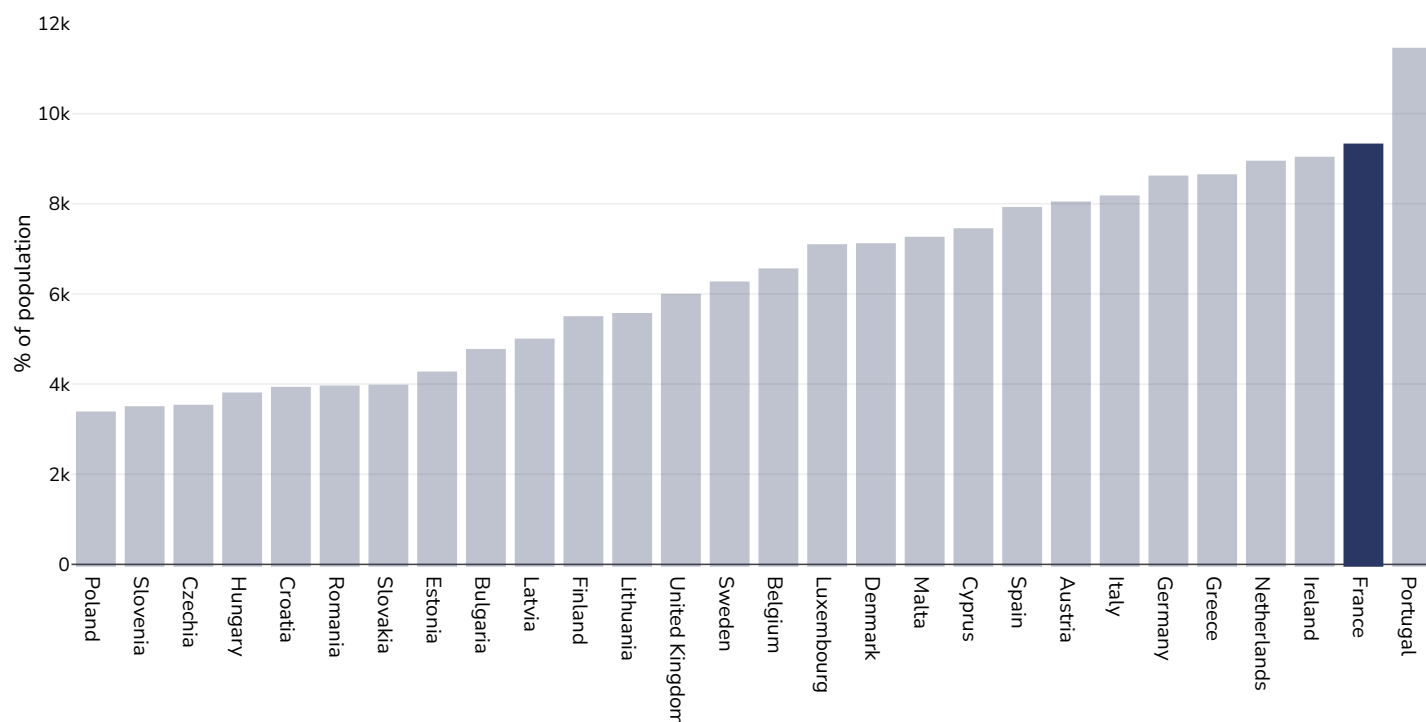
Institute for Health Metrics and Evaluation (IHME). GBD Compare Data Visualization. Global Burden of Disease (GBD) Study 2021. Seattle, WA: IHME, University of Washington, 2023. Available from <http://vizhub.healthdata.org/gbd-compare>. (Last accessed 23.04.25)

## Boys, 2021



**References:** Institute for Health Metrics and Evaluation (IHME). GBD Compare Data Visualization. Global Burden of Disease (GBD) Study 2021. Seattle, WA: IHME, University of Washington, 2023. Available from <http://vizhub.healthdata.org/gbd-compare>. (Last accessed 23.04.25)

## Girls, 2021



**References:** Institute for Health Metrics and Evaluation (IHME). GBD Compare Data Visualization. Global Burden of Disease (GBD) Study 2021. Seattle, WA: IHME, University of Washington, 2023. Available from <http://vizhub.healthdata.org/gbd-compare>. (Last accessed 23.04.25)

*PDF created on June 17, 2025*