

Report card

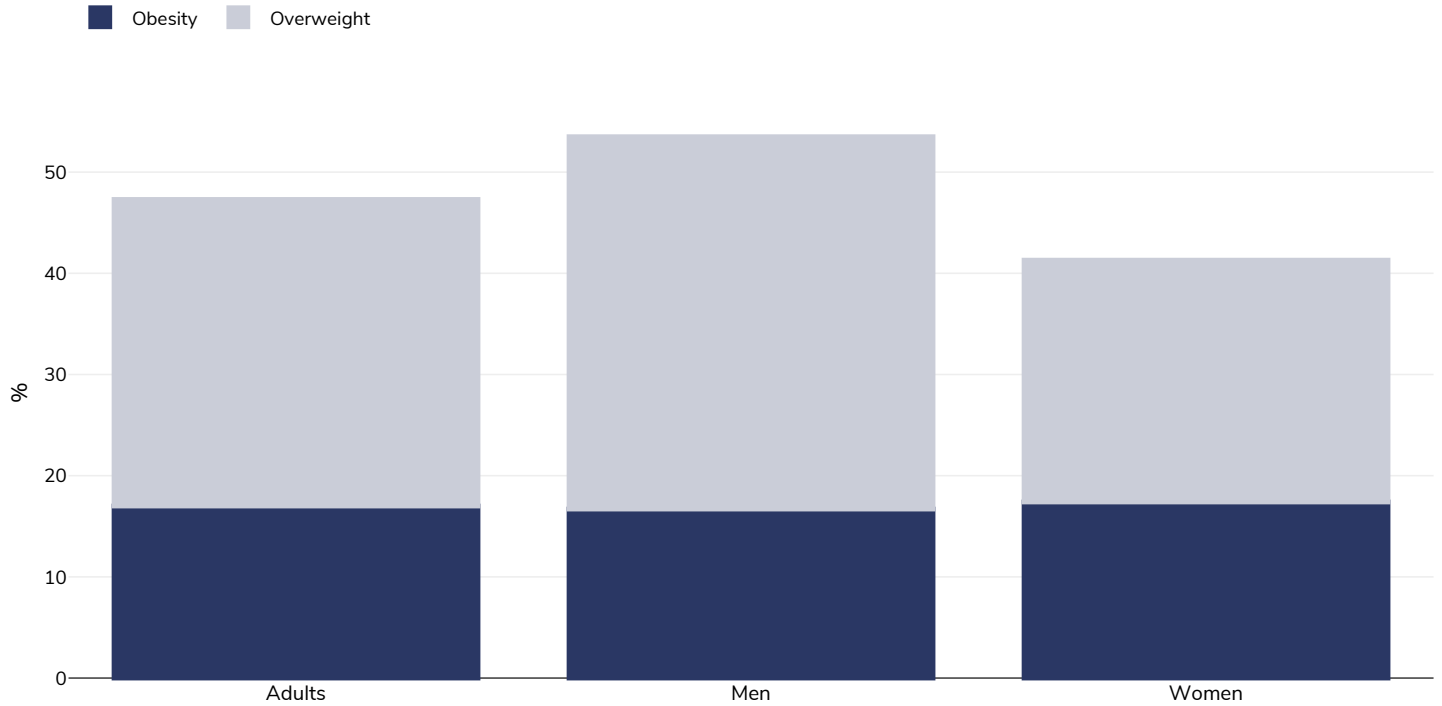
France



Contents	Page
Obesity prevalence	2
Trend: % Adults living with obesity, 1994-2015	4
Trend: % Adults living with overweight or obesity, 2000-2019	6
Trend: % Adults living with obesity, 2000-2019	8
Overweight/obesity by age and education	10
Overweight/obesity by education	13
Overweight/obesity by age	17
Overweight/obesity by region	19
Overweight/obesity by age and region	21
Overweight/obesity by age and socio-economic group	23
Overweight/obesity by socio-economic group	26
Overweight/obesity by age and limited activity	28
Insufficient physical activity	31
Sugar consumption	37
Estimated per capita sugar sweetened beverages intake	38
Prevalence of at least daily carbonated soft drink consumption	39
Prevalence of confectionery consumption	40
Prevalence of sweet/savoury snack consumption	41
Estimated per capita fruit intake	42
Prevalence of less than daily fruit consumption	43
Prevalence of less than daily vegetable consumption	44
Estimated per-capita processed meat intake	45
Estimated per capita whole grains intake	46
Mental health - depression disorders	47
Mental health - anxiety disorders	48
Oesophageal cancer	49
Breast cancer	51
Colorectal cancer	52
Pancreatic cancer	54
Gallbladder cancer	56
Kidney cancer	58
Cancer of the uterus	60
Raised blood pressure	61
Raised cholesterol	64
Raised fasting blood glucose	67
Diabetes prevalence	69
Contextual factors	70

Obesity prevalence

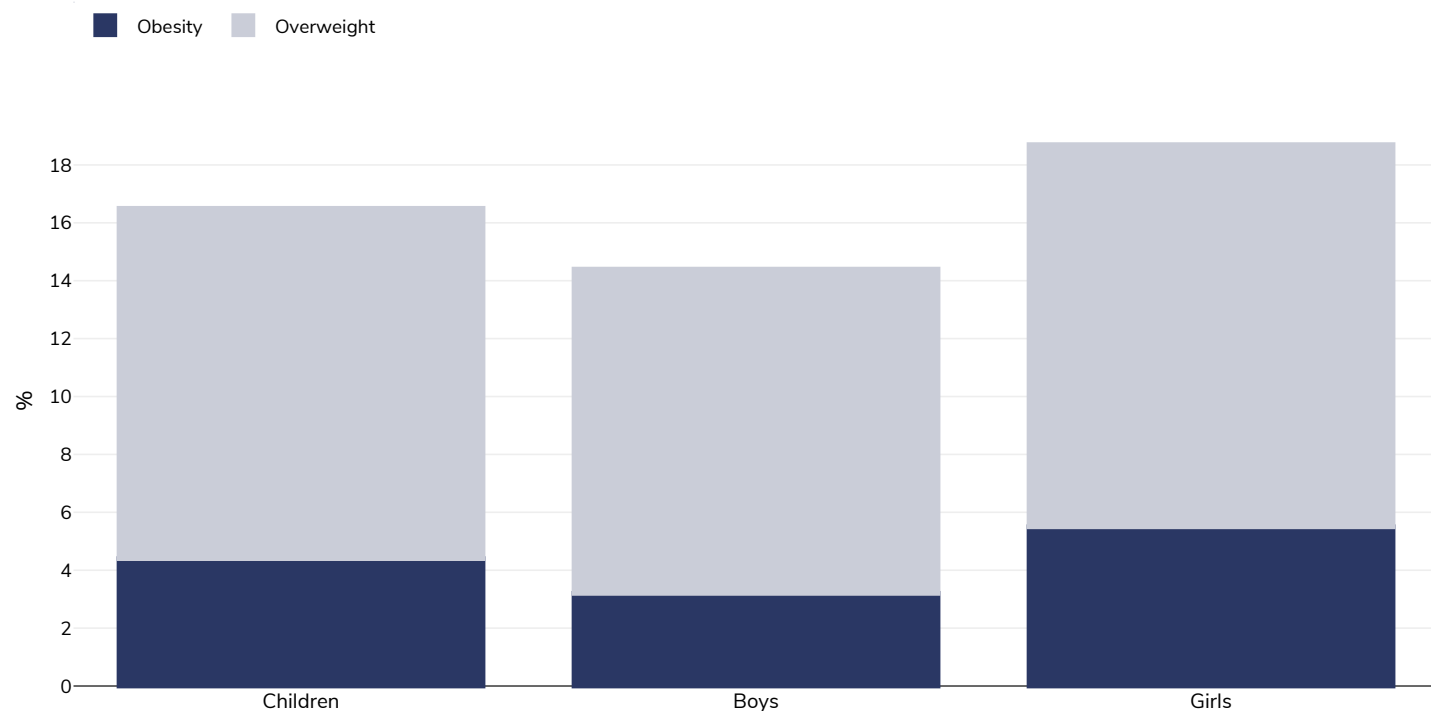
Adults, 2020



Survey type:	Self-reported
Age:	18+
Sample size:	9598
Area covered:	National
References:	Fontbonne A, Currie A, Tounian P, Picot MC, Foulatier O, Nedelcu M, Nocca D. Prevalence of Overweight and Obesity in France: The 2020 Obepi-Roche Study by the "Ligue Contre l'Obésité". J Clin Med. 2023 Jan 25;12(3):925. doi: 10.3390/jcm12030925. PMID: 36769573; PMCID: PMC9918095.

Unless otherwise noted, overweight refers to a BMI between 25kg and 29.9kg/m², obesity refers to a BMI greater than 30kg/m².

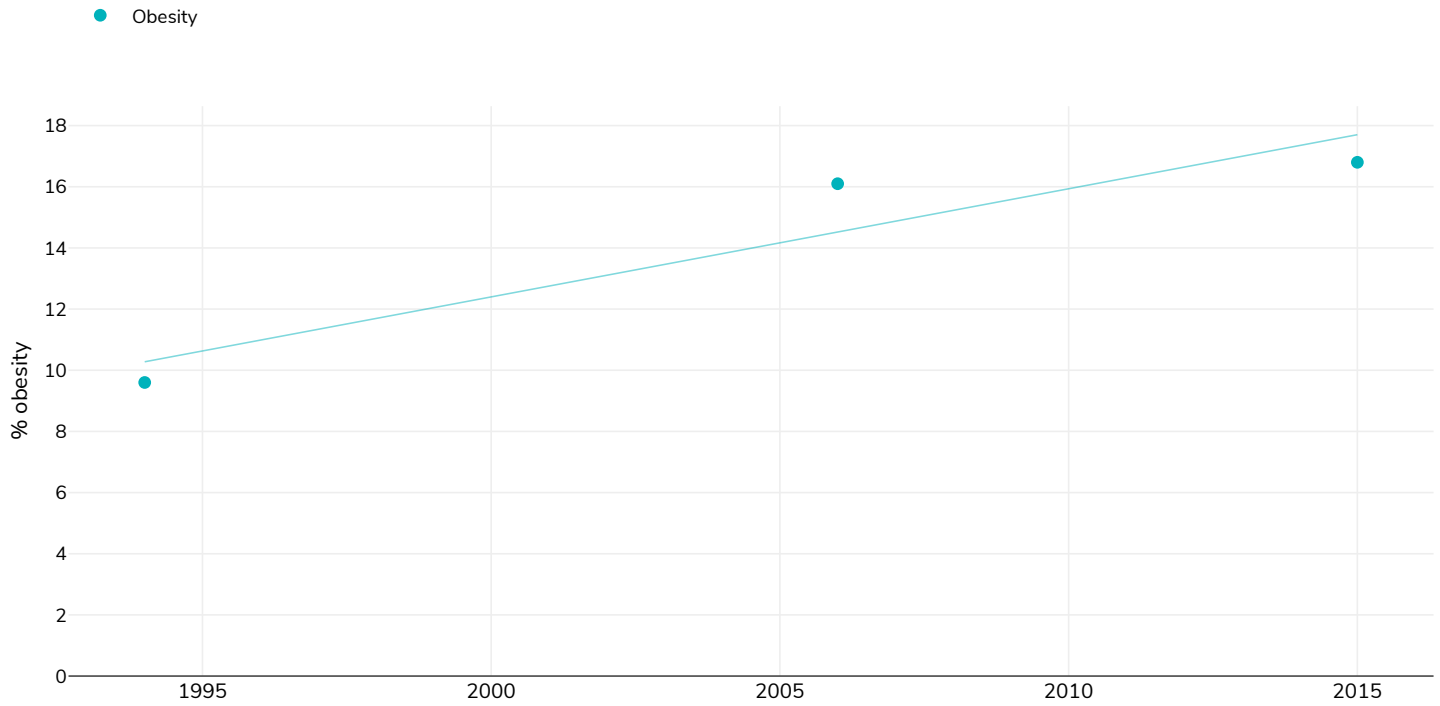
Children, 2016



Survey type:	Measured
Age:	7-9
Sample size:	5,071
Area covered:	National
References:	Santepublique France., (2016). CORPULENCE DES ENFANTS DE 7 À 9 ANS SCOLARISÉS EN CE1-CE2 EN FRANCE EN 2016. Available: http://invs.santepubliquefrance.fr/fr/Publications-et-outils/Rapports-et-syntheses/Maladies-chroniques-et-traumatismes/2018/Corpulence-des-enfants-de-7-a-9-ans-scolarises-en-CE1-CE2-en-France-en-2016 . [Last accessed 13th September 2018].
Cutoffs:	IOTF

% Adults living with obesity, 1994-2015

Men



Survey type:

Measured

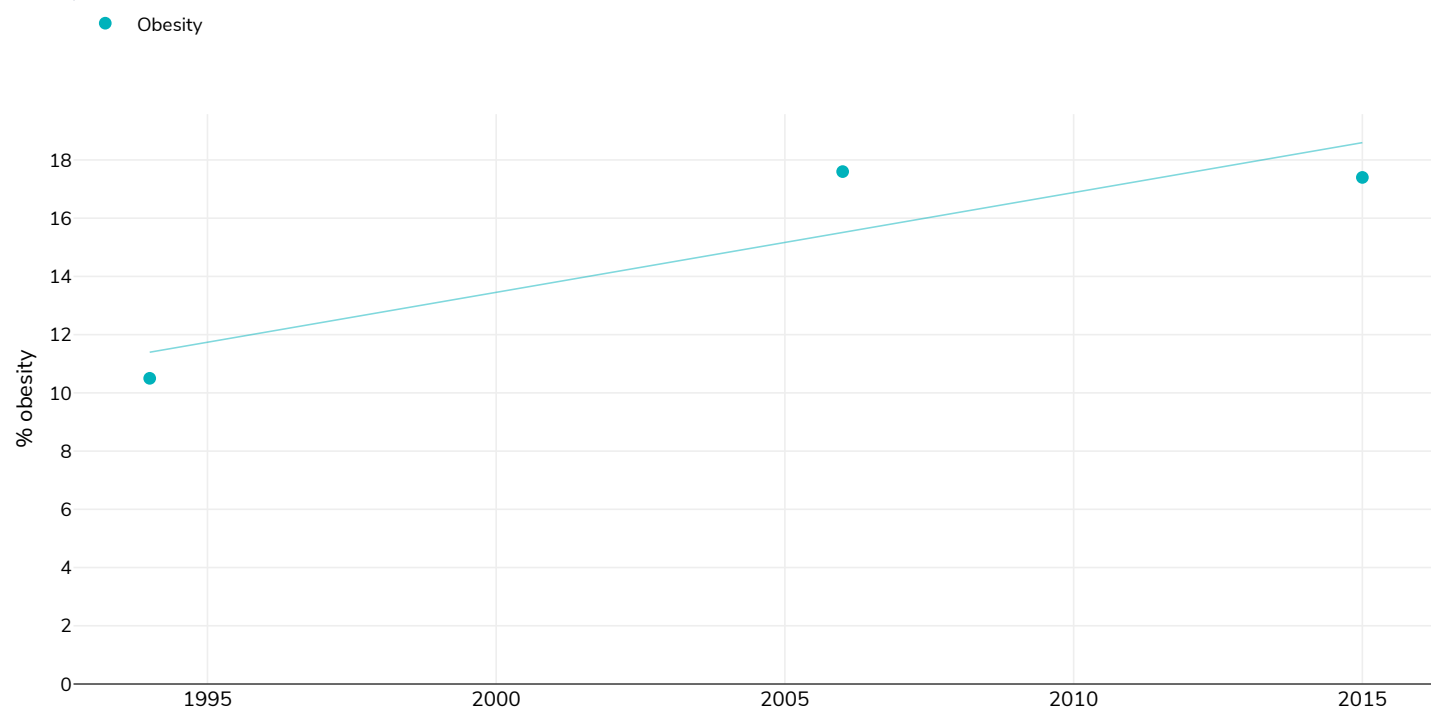
References:

1994: AFERO, ALFEDIAM, SNDLF. Recommandations pour le diagnostic, la prevention et le traitement de l'obesite. Societe de Nutrition et de Dietetique de Langue Francaise 1008;33:S1-48
 2006: National Study Nutrition Health, ENNS, 2006.
 2015: http://invs.santepubliquefrance.fr/beh/2017/13/pdf/2017_13_1.pdf

Unless otherwise noted, overweight refers to a BMI between 25kg and 29.9kg/m², obesity refers to a BMI greater than 30kg/m².

Different methodologies may have been used to collect this data and so data from different surveys may not be strictly comparable. Please check with original data sources for methodologies used.

Women



Survey type:

Measured

References:

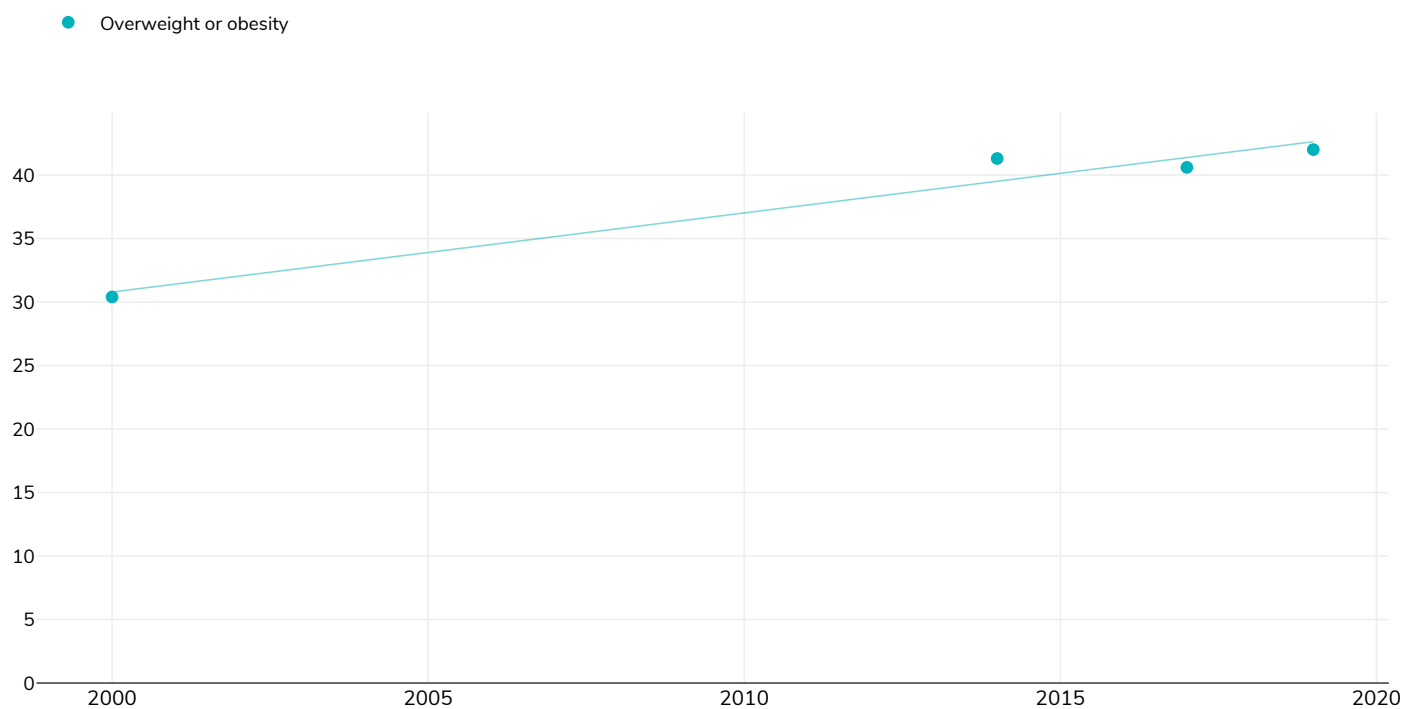
1994: AFERO, ALFEDIAM, SNDLF. Recommandations pour le diagnostic, la prevention et le traitement de l'obesite. Societe de Nutrition et de Dietetique de Langue Francaise 1008;33:S1-48
 2006: National Study Nutrition Health, ENNS, 2006.
 2015: http://invs.santepubliquefrance.fr/beh/2017/13/pdf/2017_13_1.pdf

Unless otherwise noted, overweight refers to a BMI between 25kg and 29.9kg/m², obesity refers to a BMI greater than 30kg/m².

Different methodologies may have been used to collect this data and so data from different surveys may not be strictly comparable. Please check with original data sources for methodologies used.

% Adults living with overweight or obesity, 2000-2019

Women



Survey type:

Self-reported

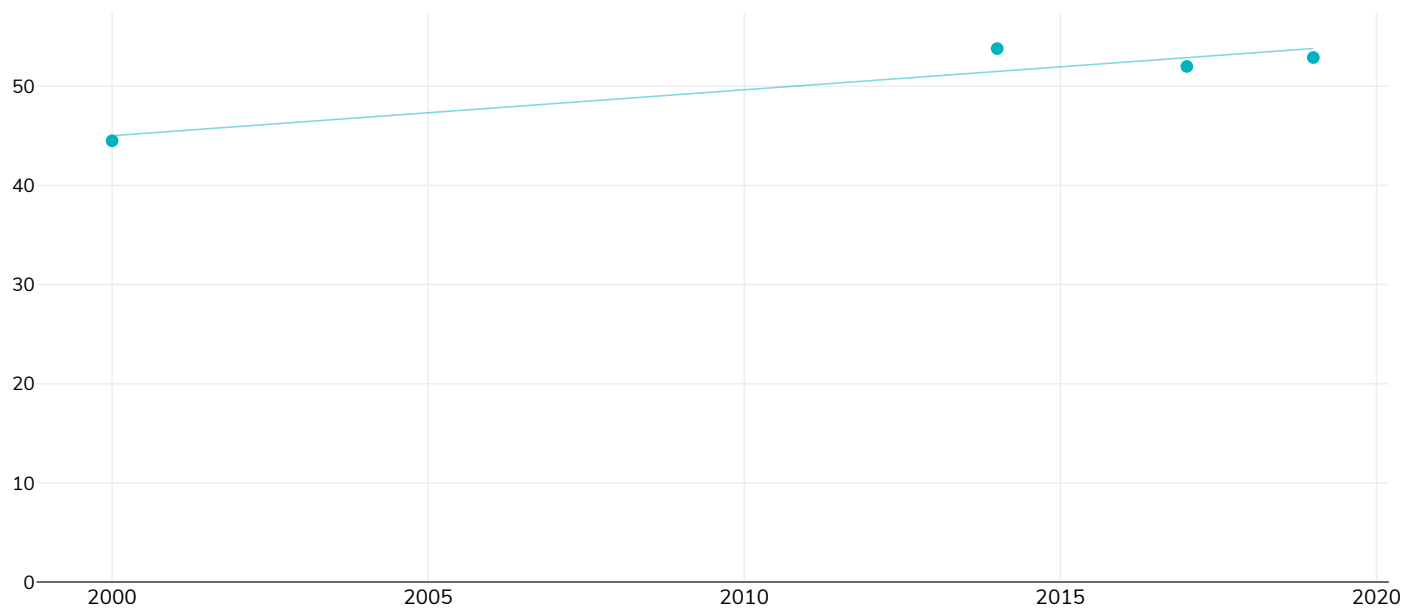
References:

For full details of references visit <https://data.worldobesity.org/>

Different methodologies may have been used to collect this data and so data from different surveys may not be strictly comparable. Please check with original data sources for methodologies used.

Men

● Overweight or obesity



Survey type:

Self-reported

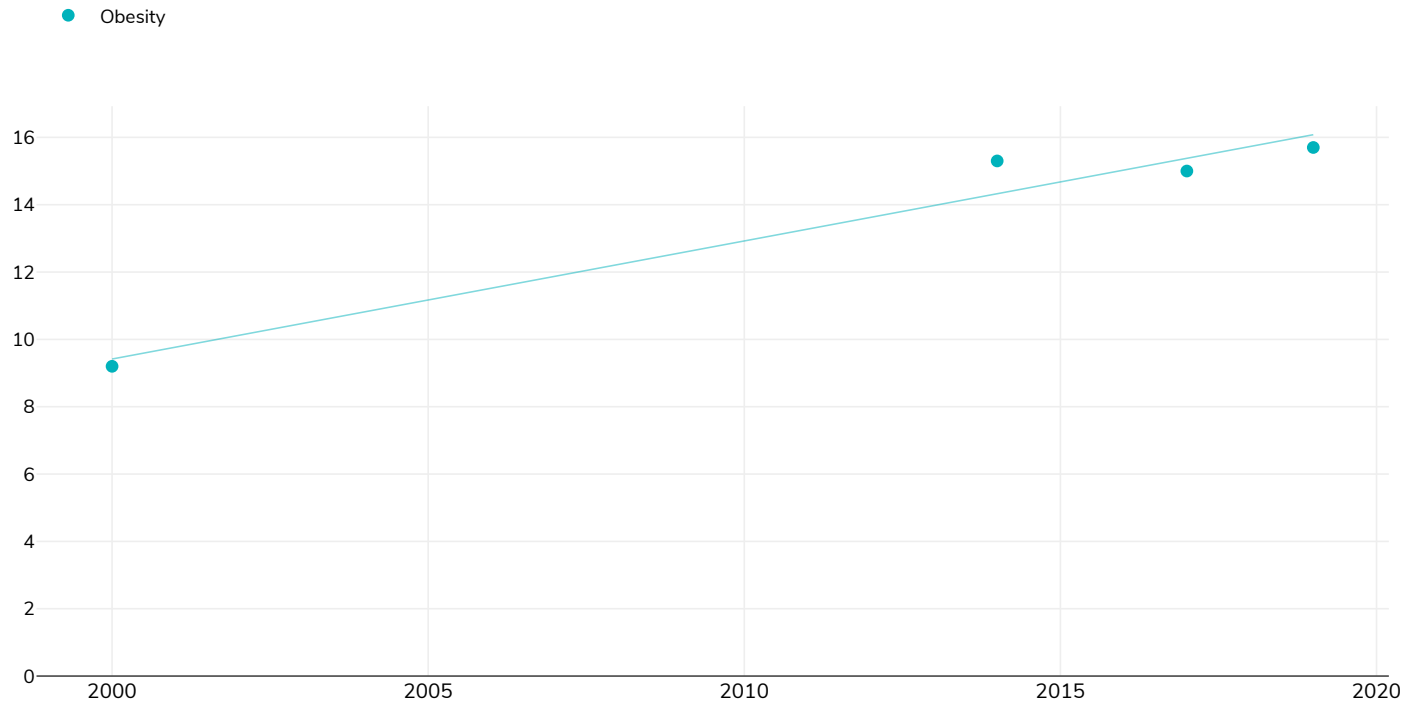
References:

For full details of references visit <https://data.worldobesity.org/>

Different methodologies may have been used to collect this data and so data from different surveys may not be strictly comparable. Please check with original data sources for methodologies used.

% Adults living with obesity, 2000-2019

Women



Survey type:

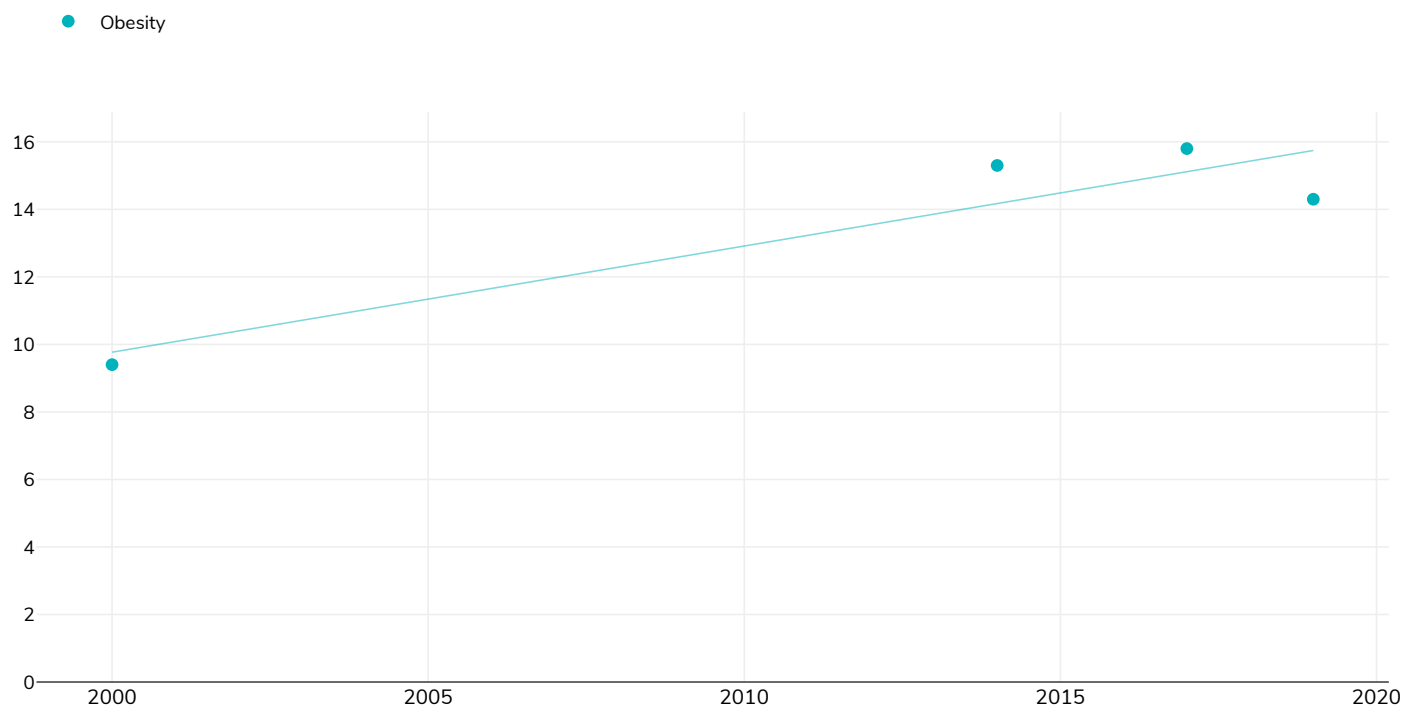
Self-reported

References:

For full details of references visit <https://data.worldobesity.org/>

Different methodologies may have been used to collect this data and so data from different surveys may not be strictly comparable. Please check with original data sources for methodologies used.

Men



Survey type:

Self-reported

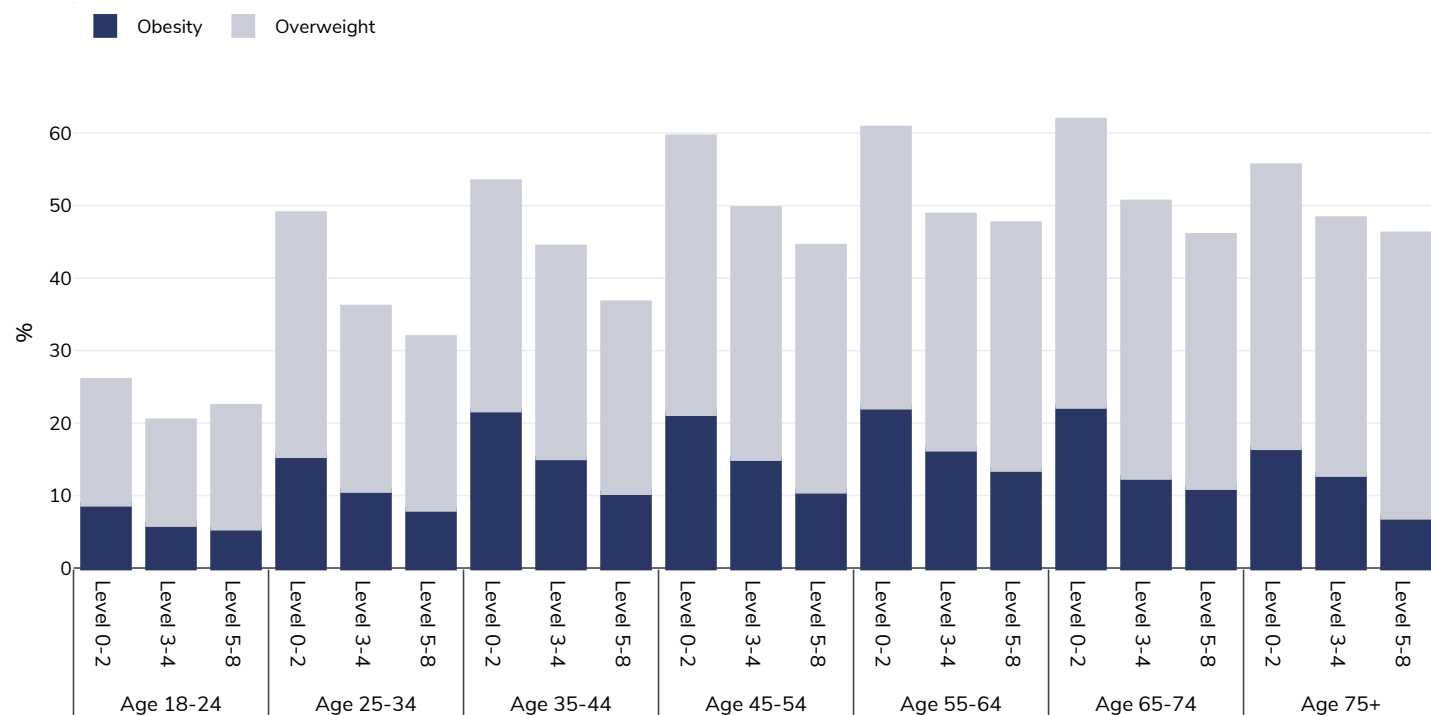
References:

For full details of references visit <https://data.worldobesity.org/>

Different methodologies may have been used to collect this data and so data from different surveys may not be strictly comparable. Please check with original data sources for methodologies used.

Overweight/obesity by age and education

Adults, 2019



Survey type:

Self-reported

Area covered:

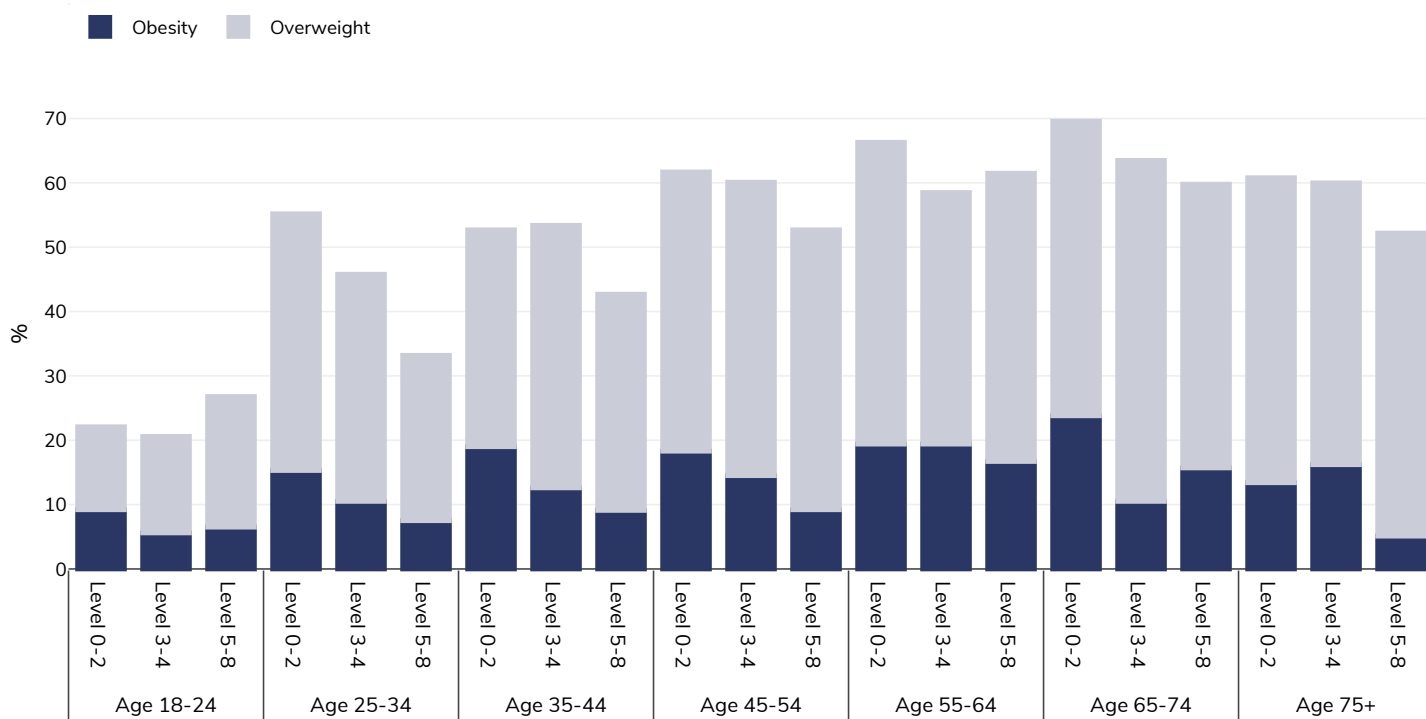
National

References:

Eurostat 2019. Available at https://appsso.eurostat.ec.europa.eu/nui/show.do?dataset=hlt_h_ehis_bm1e&lang=en
(last accessed 09.08.21).

Unless otherwise noted, overweight refers to a BMI between 25kg and 29.9kg/m², obesity refers to a BMI greater than 30kg/m².

Men, 2019



Survey type:

Self-reported

Area covered:

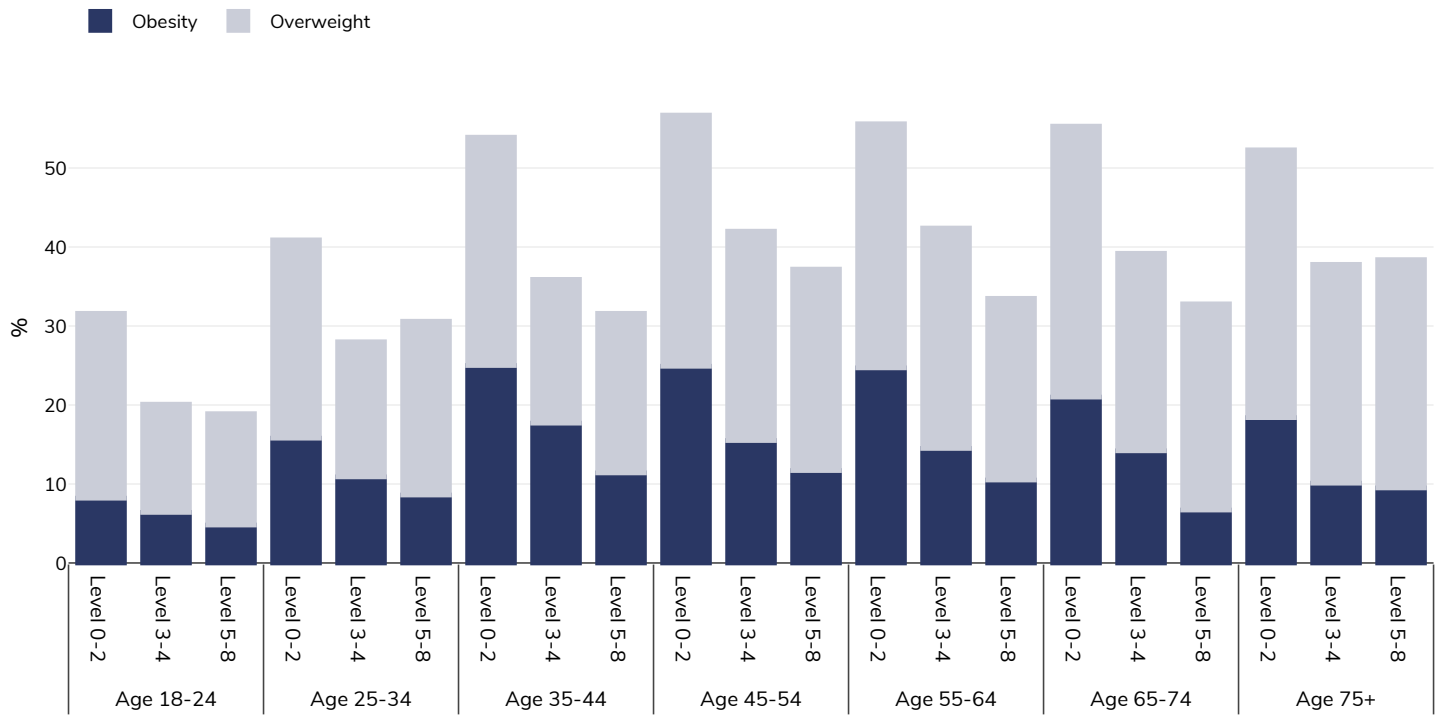
National

References:

Eurostat 2019. Available at https://appsso.eurostat.ec.europa.eu/nui/show.do?dataset=h1th_ehis_bm1e&lang=en
(last accessed 09.08.21).

Unless otherwise noted, overweight refers to a BMI between 25kg and 29.9kg/m², obesity refers to a BMI greater than 30kg/m².

Women, 2019



Survey type:

Self-reported

Area covered:

National

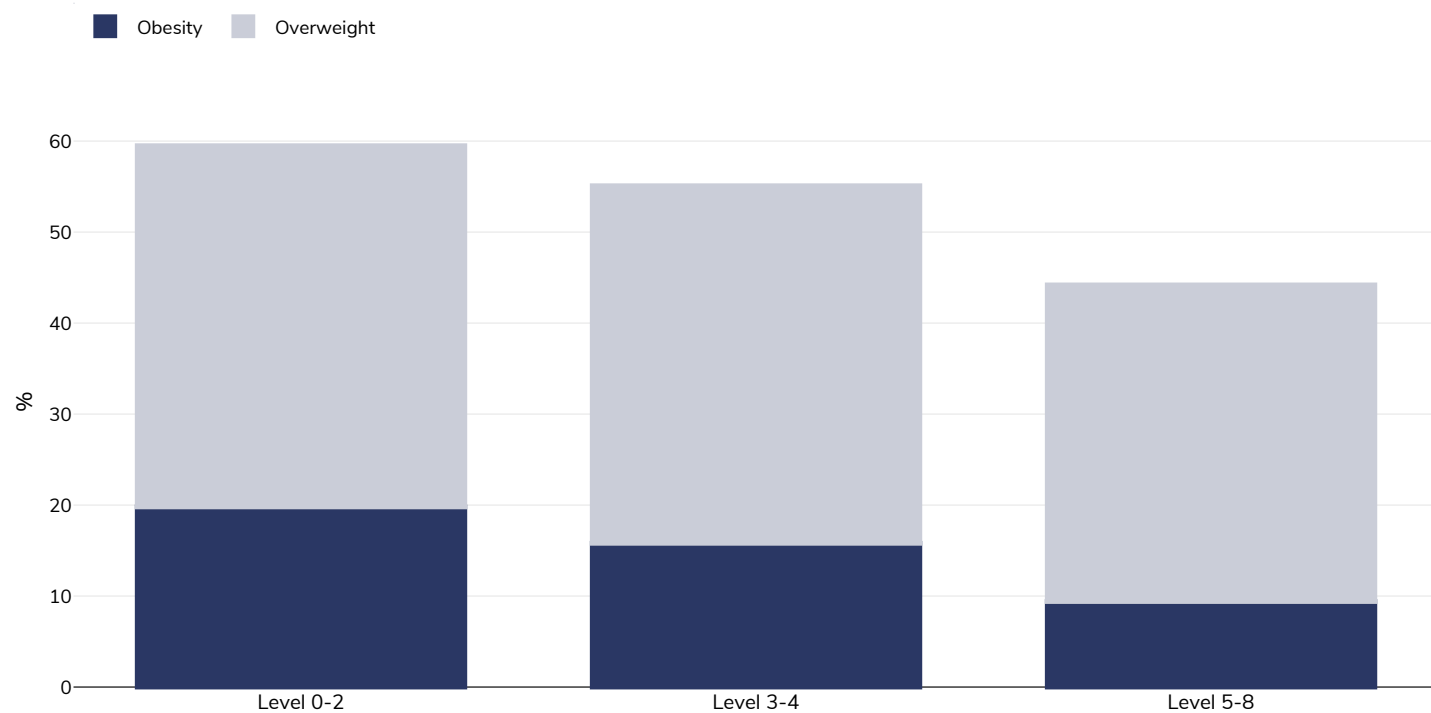
References:

Eurostat 2019. Available at https://appsso.eurostat.ec.europa.eu/nui/show.do?dataset=h1th_ehis_bm1e&lang=en
(last accessed 09.08.21).

Unless otherwise noted, overweight refers to a BMI between 25kg and 29.9kg/m², obesity refers to a BMI greater than 30kg/m².

Overweight/obesity by education

Men, 2014



Survey type: Self-reported

Age: 18+

Sample size: Total sample size in EU = 35100 (Age 18+)

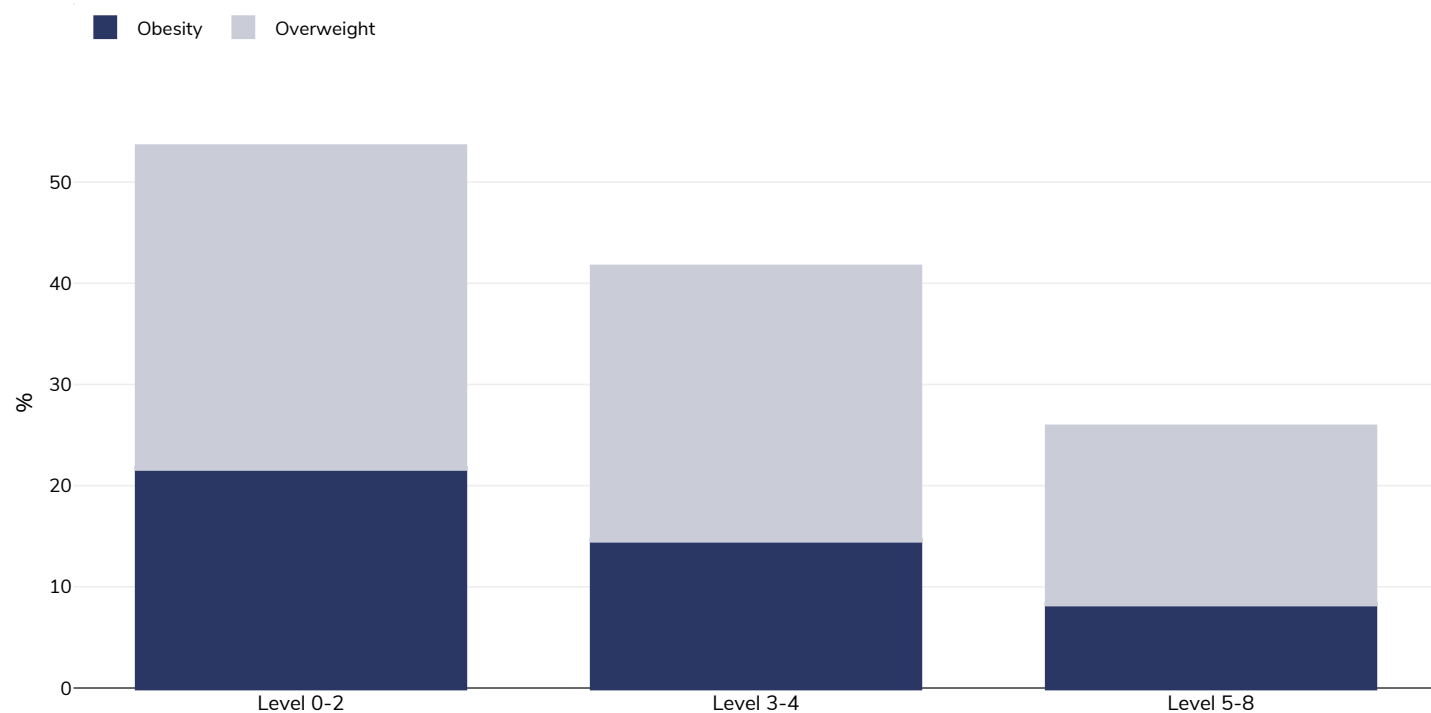
Area covered: National

References: Eurostat Database: http://appsso.eurostat.ec.europa.eu/nui/show.do?dataset=h1th_ehis_bm1e&lang=en (last accessed 9 November 2016)

Notes: Less than primary, primary and lower secondary education (levels 0-2) Upper secondary and post-secondary non-tertiary education (levels 3 and 4) Tertiary education (levels 5-8)

Unless otherwise noted, overweight refers to a BMI between 25kg and 29.9kg/m², obesity refers to a BMI greater than 30kg/m².

Women, 2014



Survey type: Self-reported

Age: 18+

Sample size: Total sample size in EU = 35100 (Age 18+)

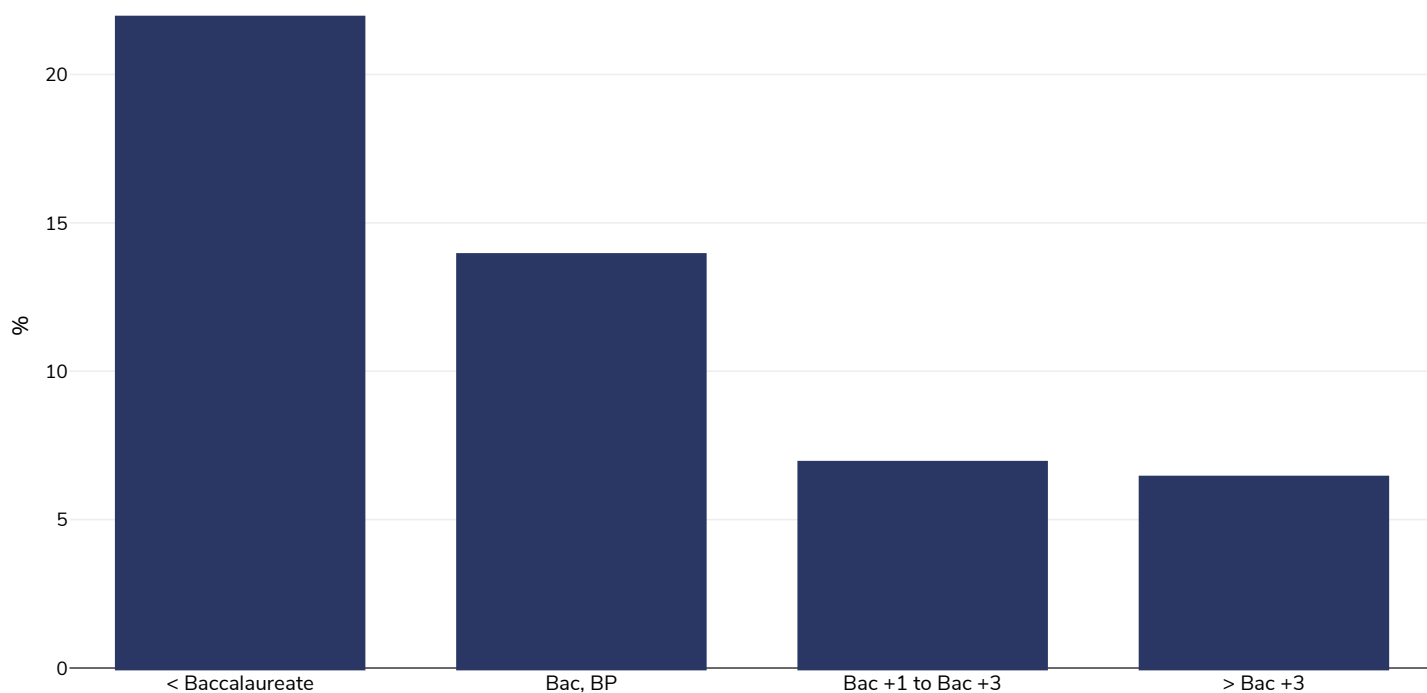
Area covered: National

References: Eurostat Database: http://appsso.eurostat.ec.europa.eu/nui/show.do?dataset=hlth_ehis_bm1e&lang=en (last accessed 9 November 2016)

Notes: Less than primary, primary and lower secondary education (levels 0-2) Upper secondary and post-secondary non-tertiary education (levels 3 and 4) Tertiary education (levels 5-8)

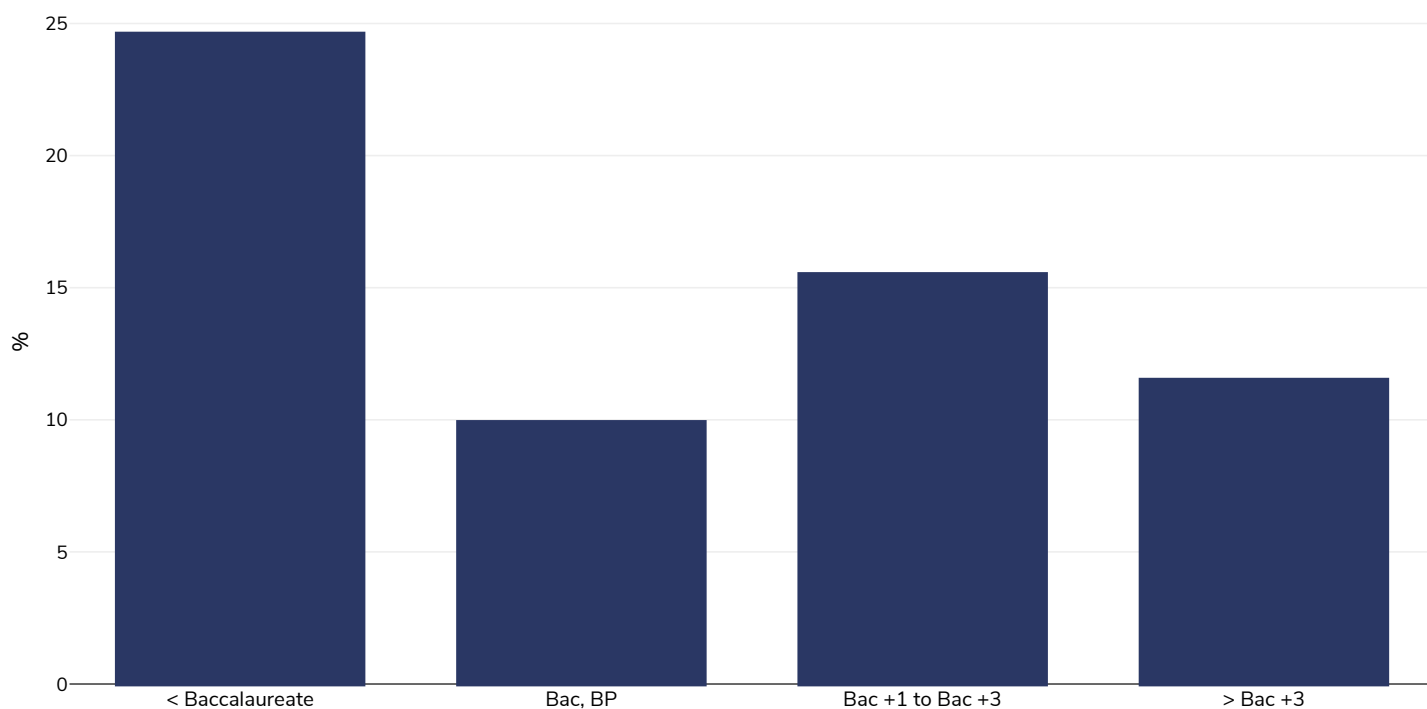
Unless otherwise noted, overweight refers to a BMI between 25kg and 29.9kg/m², obesity refers to a BMI greater than 30kg/m².

Boys, 2015



Survey type:	Measured
Age:	6-17
Sample size:	1,104
Area covered:	National
Notes:	< Baccalaureate = no diploma or certificate of primary studies, Bac, BP = general, technological or vocational baccalaureate, professional or technician, BEA, BEC, EIB, BEH, legal capacity, Bac +1 to Bac +3 = 1st cycle university diploma, bac +3, bachelor's degree, BTS, DUT, DEUG, diploma in social or health professions, diploma in nursing, > Bac +3 = 2nd or 3rd cycle diploma university [including medicine, pharmacy, dental], master, doctorate, engineering degree, diploma of a large school.
Definitions:	Parental education.
Cutoffs:	IOTF

Girls, 2015



Survey type: Measured

Age: 6-17

Sample size: 1,104

Area covered: National

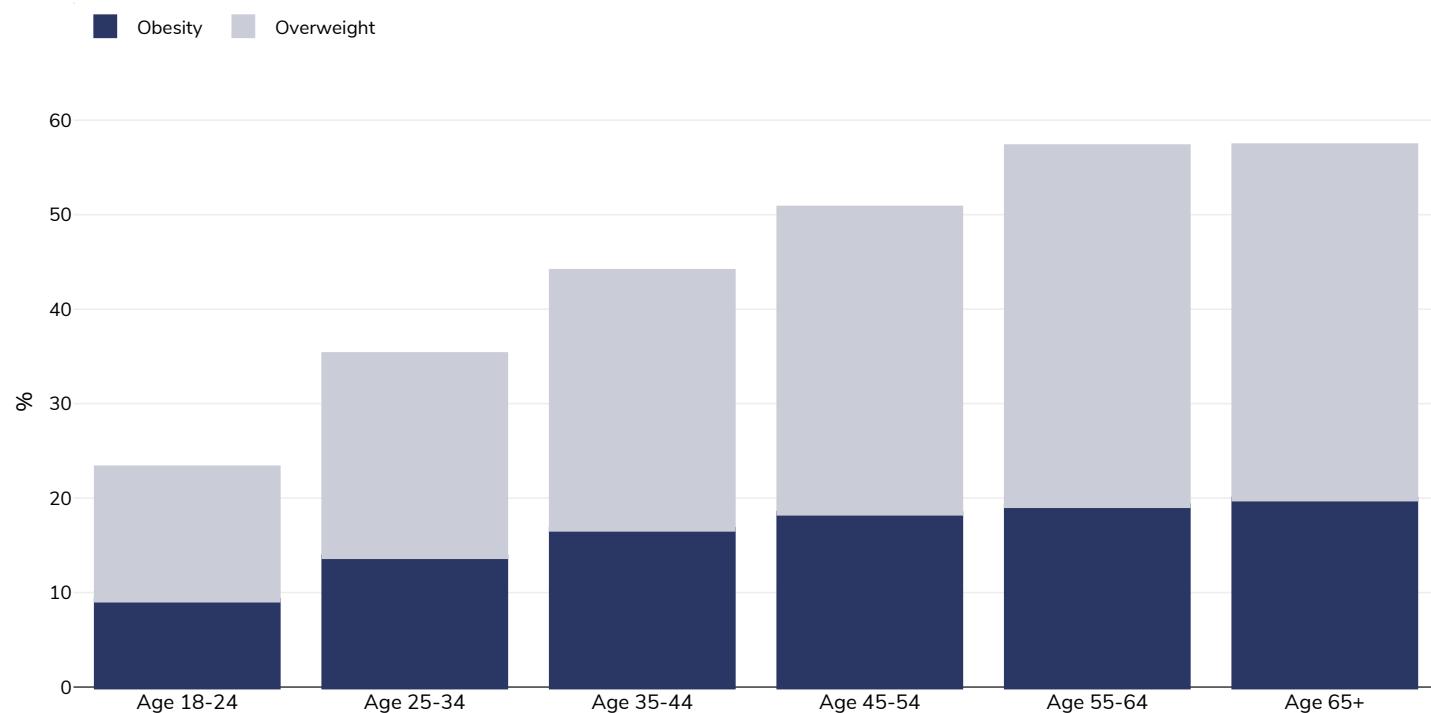
Notes: < Baccalaureate = no diploma or certificate of primary studies, Bac, BP = general, technological or vocational baccalaureate, professional or technician, BEA, BEC, EIB, BEH, legal capacity, Bac +1 to Bac +3 = 1st cycle university diploma, bac +3, bachelor's degree, BTS, DUT, DEUG, diploma in social or health professions, diploma in nursing, > Bac +3 = 2nd or 3rd cycle diploma university [including medicine, pharmacy, dental], master, doctorate, engineering degree, diploma of a large school.

Definitions: Parental education.

Cutoffs: IOTF

Overweight/obesity by age

Adults, 2020



Survey type: Self-reported

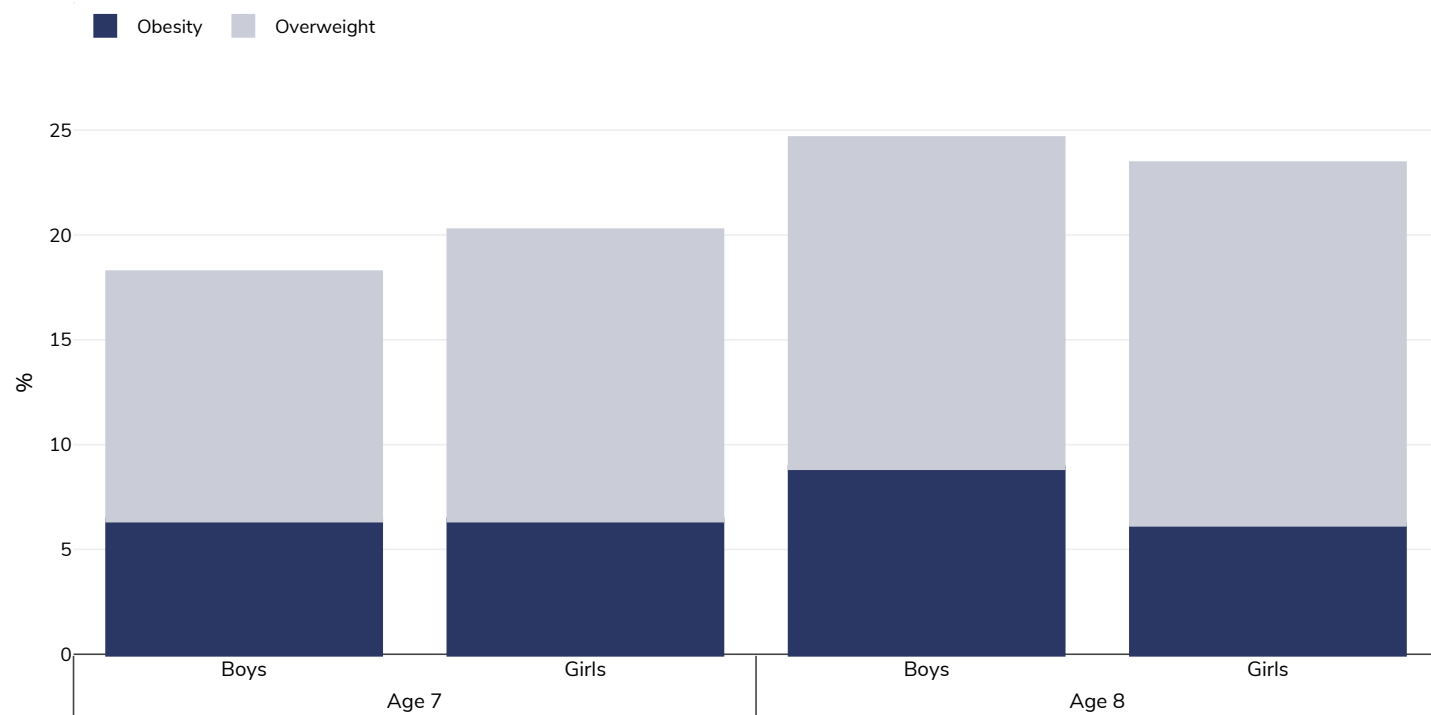
Sample size: 9598

Area covered: National

References: Fontbonne A, Currie A, Tounian P, Picot MC, Foulatier O, Nedelcu M, Nocca D. Prevalence of Overweight and Obesity in France: The 2020 Obepi-Roche Study by the "Ligue Contre l'Obésité". J Clin Med. 2023 Jan 25;12(3):925. doi: 10.3390/jcm12030925. PMID: 36769573; PMCID: PMC9918095.

Unless otherwise noted, overweight refers to a BMI between 25kg and 29.9kg/m², obesity refers to a BMI greater than 30kg/m².

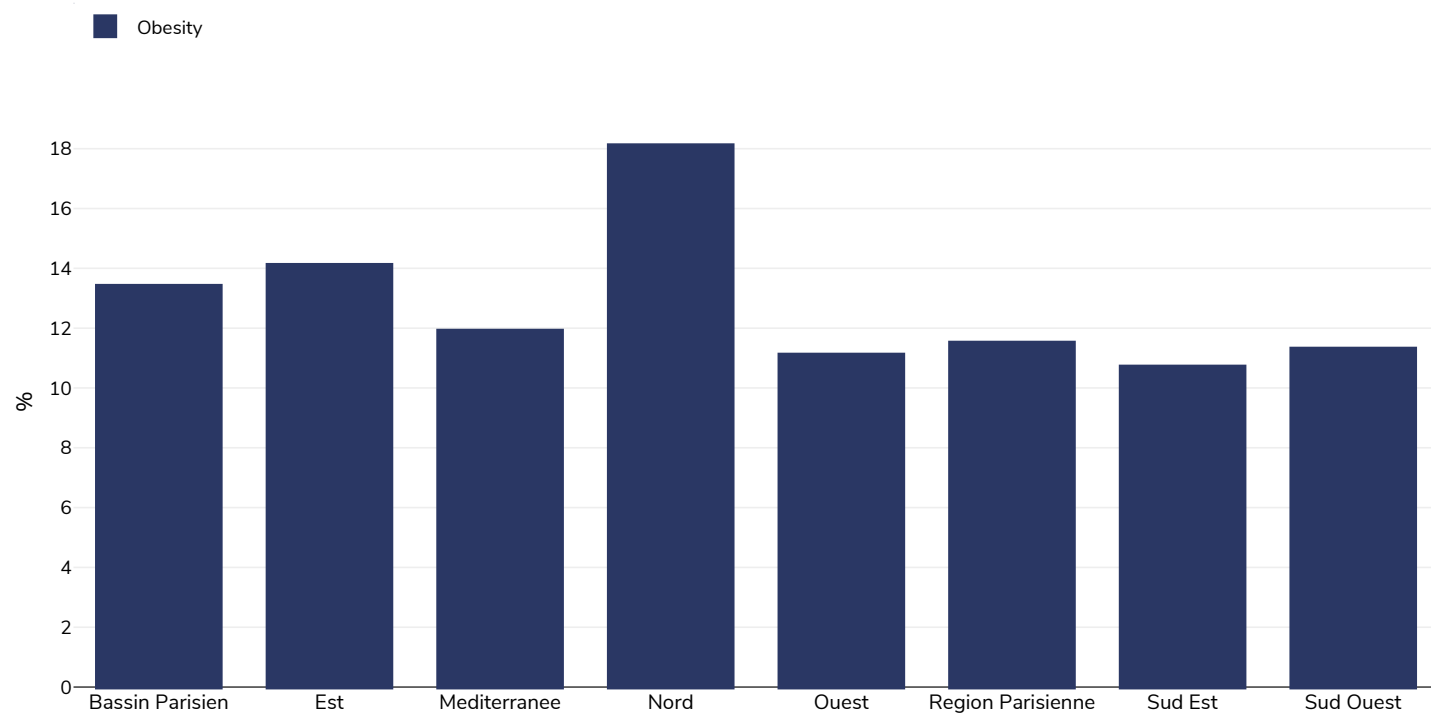
Children, 2015-2017



Survey type:	Measured
Sample size:	4299
Area covered:	National
References:	WHO European Childhood Obesity Surveillance Initiative (COSI) Report on the fourth round of data collection, 2015–2017 (2021). Available at: https://www.euro.who.int/en/health-topics/disease-prevention/nutrition/activities/who-european-childhood-obesity-surveillance-initiative-cosi/cosi-publications/who-european-childhood-obesity-surveillance-initiative-cosi-report-on-the-fourth-round-of-data-collection,-20152017-2021 . Accessed 19.05.21.
Cutoffs:	WHO

Overweight/obesity by region

Adults, 2006



Survey type: Self-reported

Age: 15+

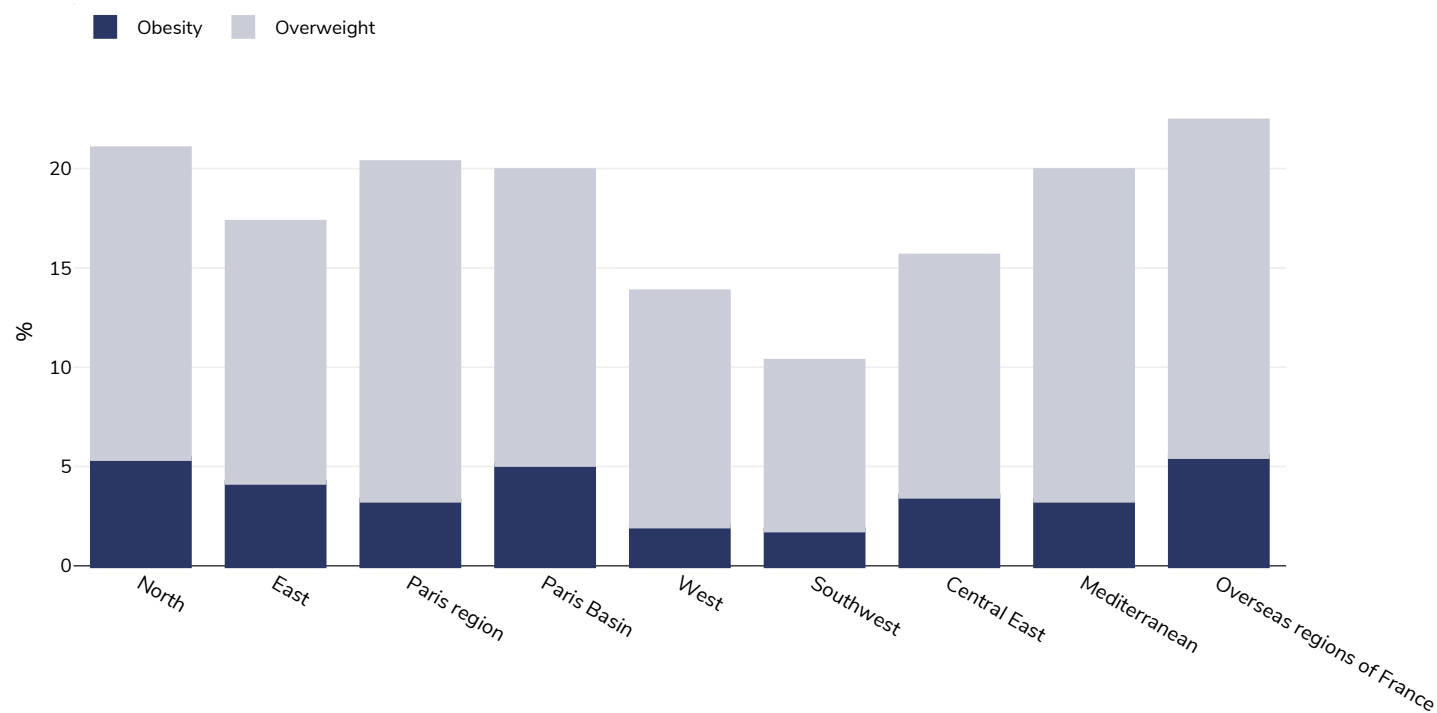
Sample size: 22374

Area covered: National

References: ObÉpi-Roche 2006. 4ème enquête épidémiologique nationale sur l'obésité et le surpoids en France

Unless otherwise noted, overweight refers to a BMI between 25kg and 29.9kg/m², obesity refers to a BMI greater than 30kg/m².

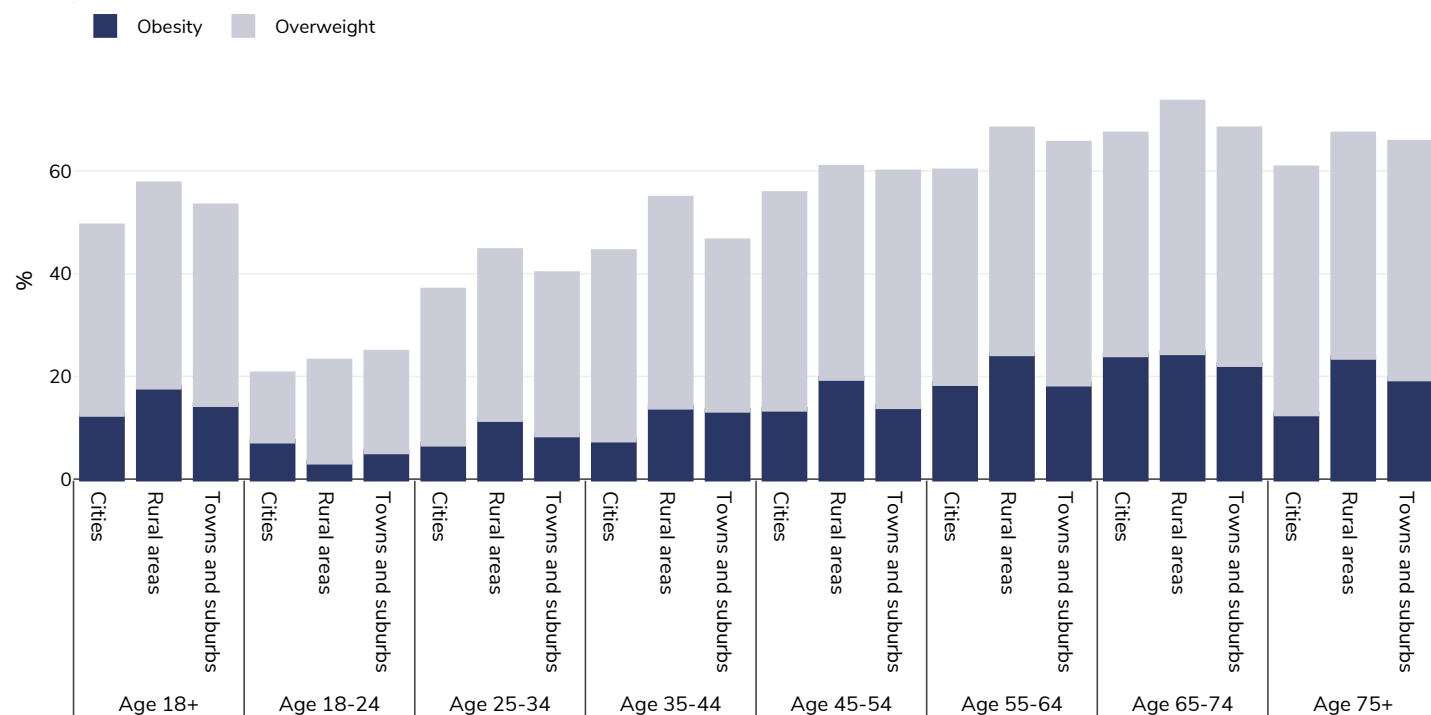
Boys, 2014-2015



Survey type:	Measured
Age:	10-11
Sample size:	8124
Area covered:	National
References:	L'état de santé de la population en France RAPPORT 2017. Available at: https://drees.solidarites-sante.gouv.fr/sites/default/files/2021-01/Rapport-ESPF-2017.pdf . Last accessed: 04.05.21.
Cutoffs:	IOTF

Overweight/obesity by age and region

Men, 2014



Survey type:

Self-reported

Area covered:

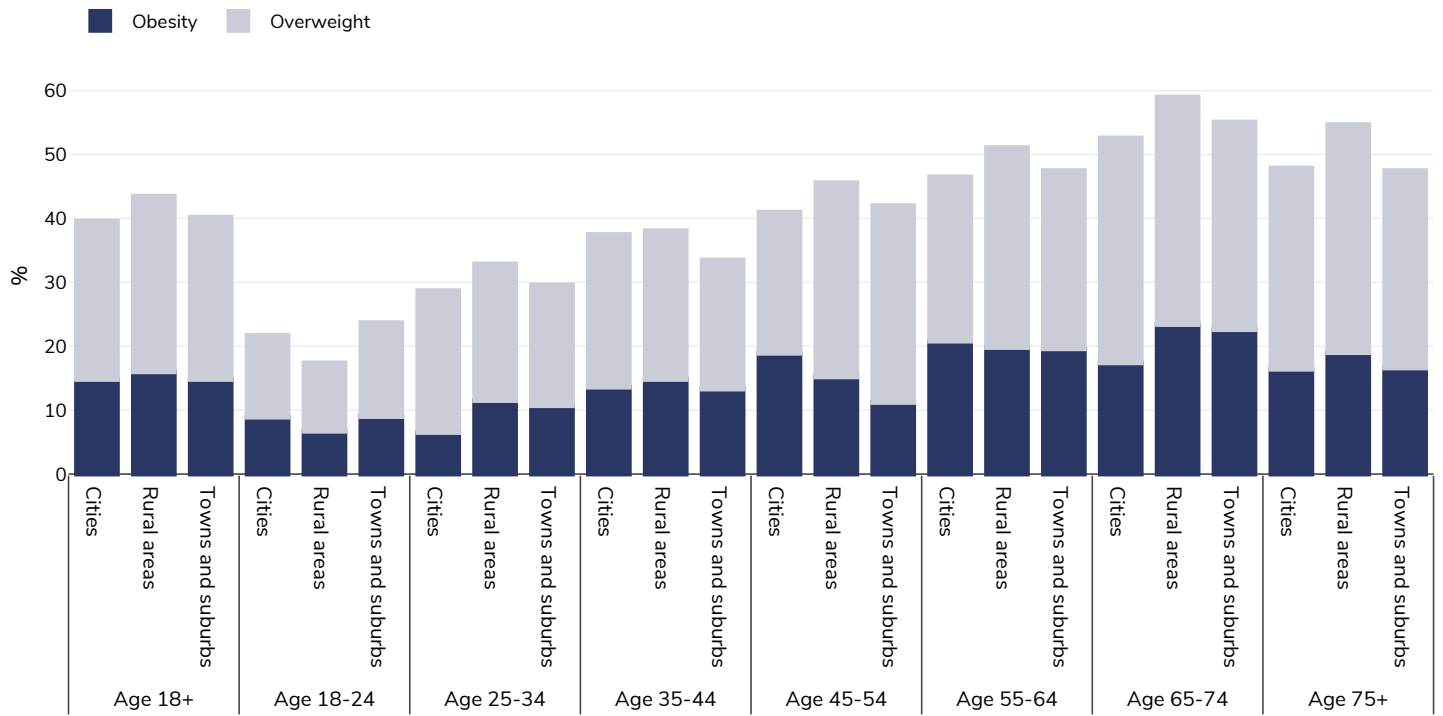
National

References:

Eurostat http://appsso.eurostat.ec.europa.eu/nui/show.do?dataset=hlth_ehis_bm1u&lang=en (last accessed 25.08.20)

Unless otherwise noted, overweight refers to a BMI between 25kg and 29.9kg/m², obesity refers to a BMI greater than 30kg/m².

Women, 2014



Survey type:

Self-reported

Area covered:

National

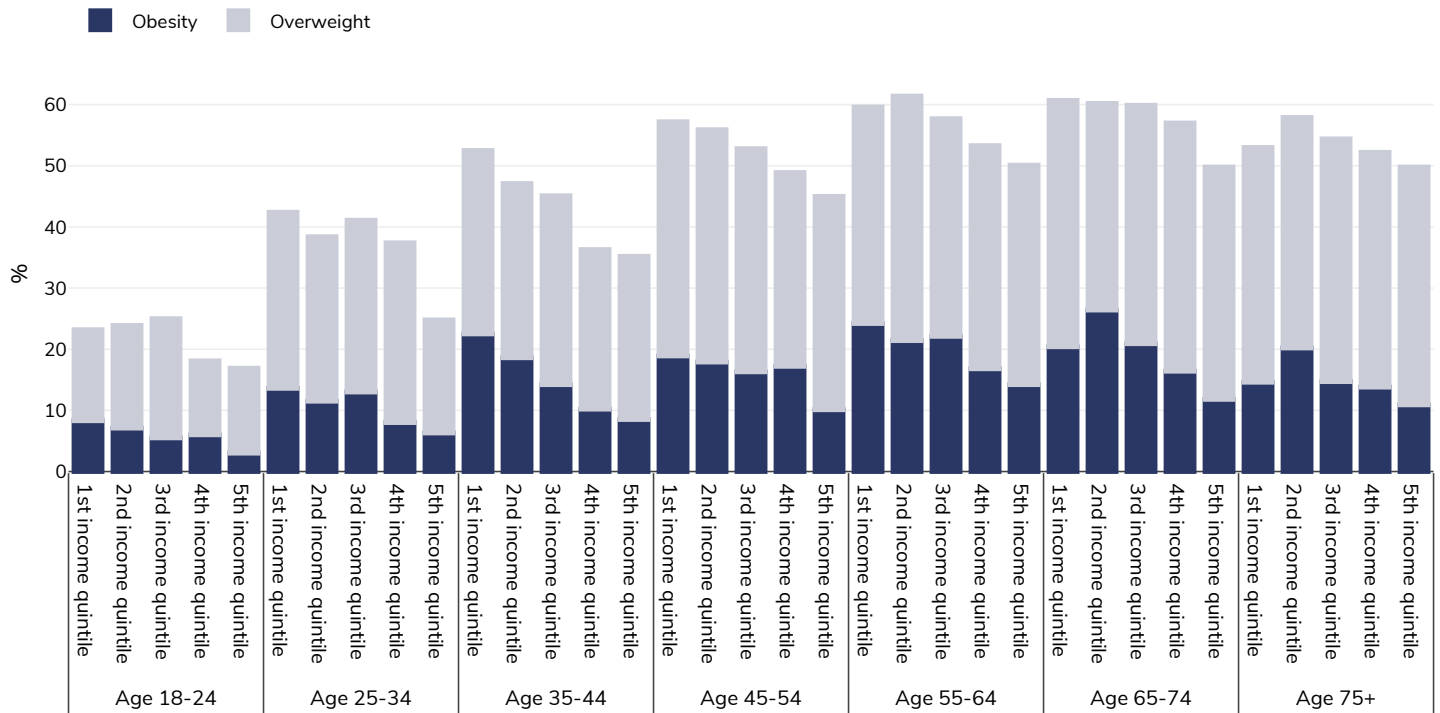
References:

Eurostat http://appsso.eurostat.ec.europa.eu/nui/show.do?dataset=hlth_ehis_bm1u&lang=en (last accessed 25.08.20)

Unless otherwise noted, overweight refers to a BMI between 25kg and 29.9kg/m², obesity refers to a BMI greater than 30kg/m².

Overweight/obesity by age and socio-economic group

Adults, 2019



Survey type:

Self-reported

Area covered:

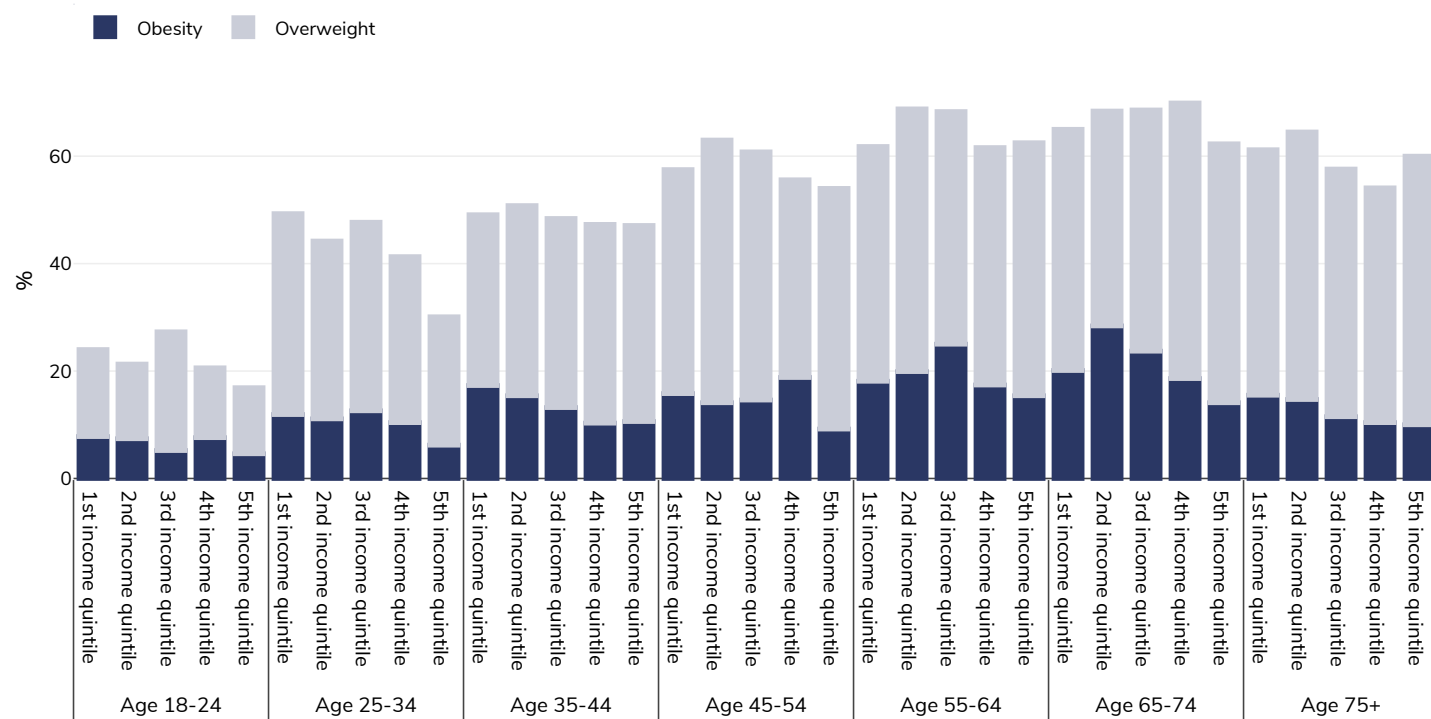
National

References:

Eurostat 2019. Available at https://appsso.eurostat.ec.europa.eu/nui/show.do?dataset=hlth_ehis_bm1i&lang=en
(last accessed 09.08.21).

Unless otherwise noted, overweight refers to a BMI between 25kg and 29.9kg/m², obesity refers to a BMI greater than 30kg/m².

Men, 2019



Survey type:

Self-reported

Area covered:

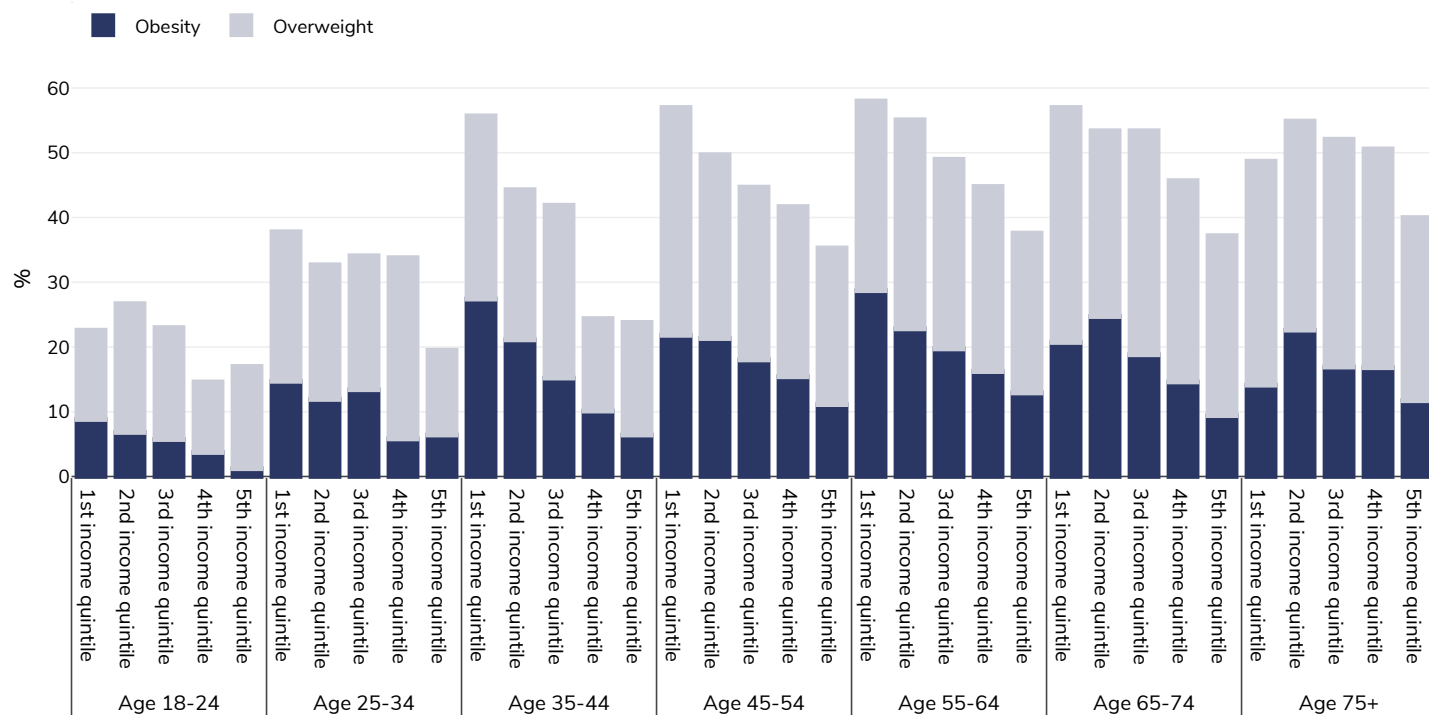
National

References:

Eurostat 2019. Available at https://appsso.eurostat.ec.europa.eu/nui/show.do?dataset=hlth_ehis_bm1i&lang=en
(last accessed 09.08.21).

Unless otherwise noted, overweight refers to a BMI between 25kg and 29.9kg/m², obesity refers to a BMI greater than 30kg/m².

Women, 2019



Survey type:

Self-reported

Area covered:

National

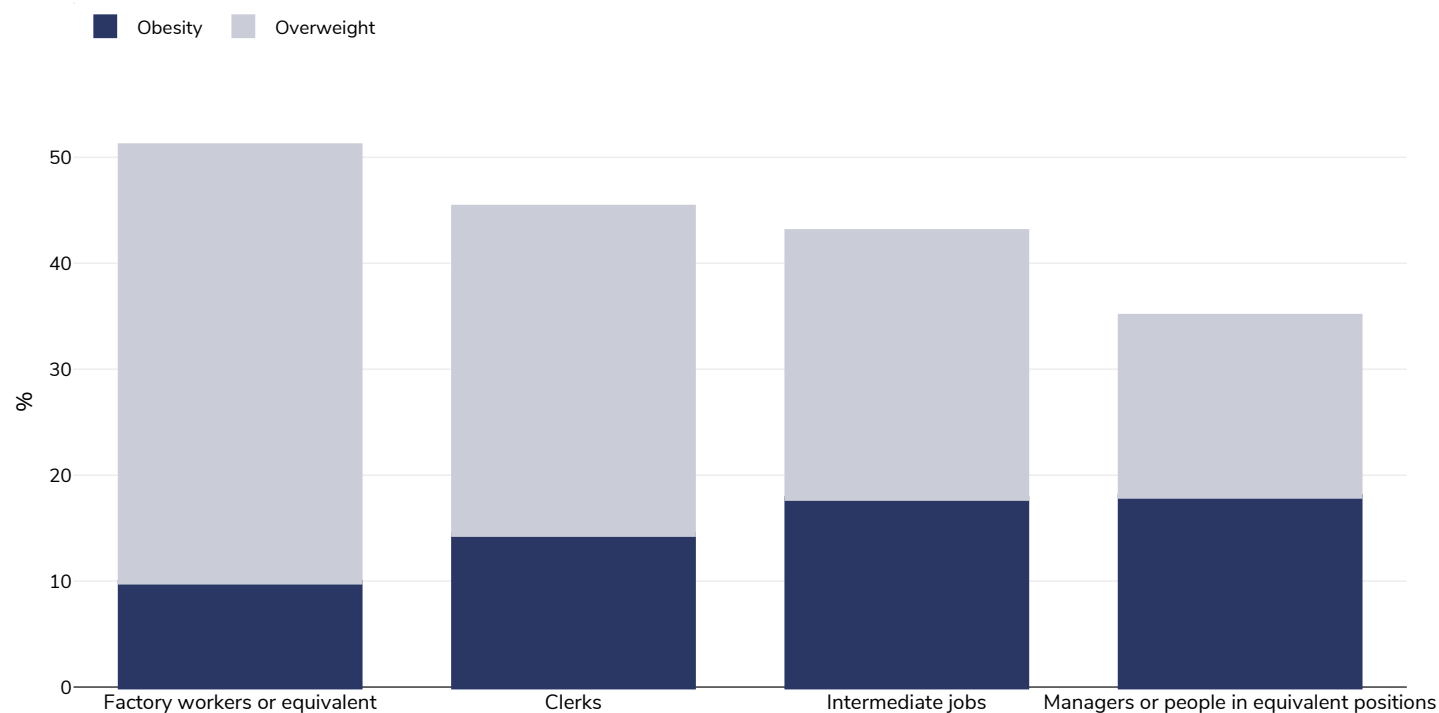
References:

Eurostat 2019. Available at https://appsso.eurostat.ec.europa.eu/nui/show.do?dataset=hlth_ehis_bm1i&lang=en
(last accessed 09.08.21).

Unless otherwise noted, overweight refers to a BMI between 25kg and 29.9kg/m², obesity refers to a BMI greater than 30kg/m².

Overweight/obesity by socio-economic group

Adults, 2020



Survey type: Self-reported

Age: 18+

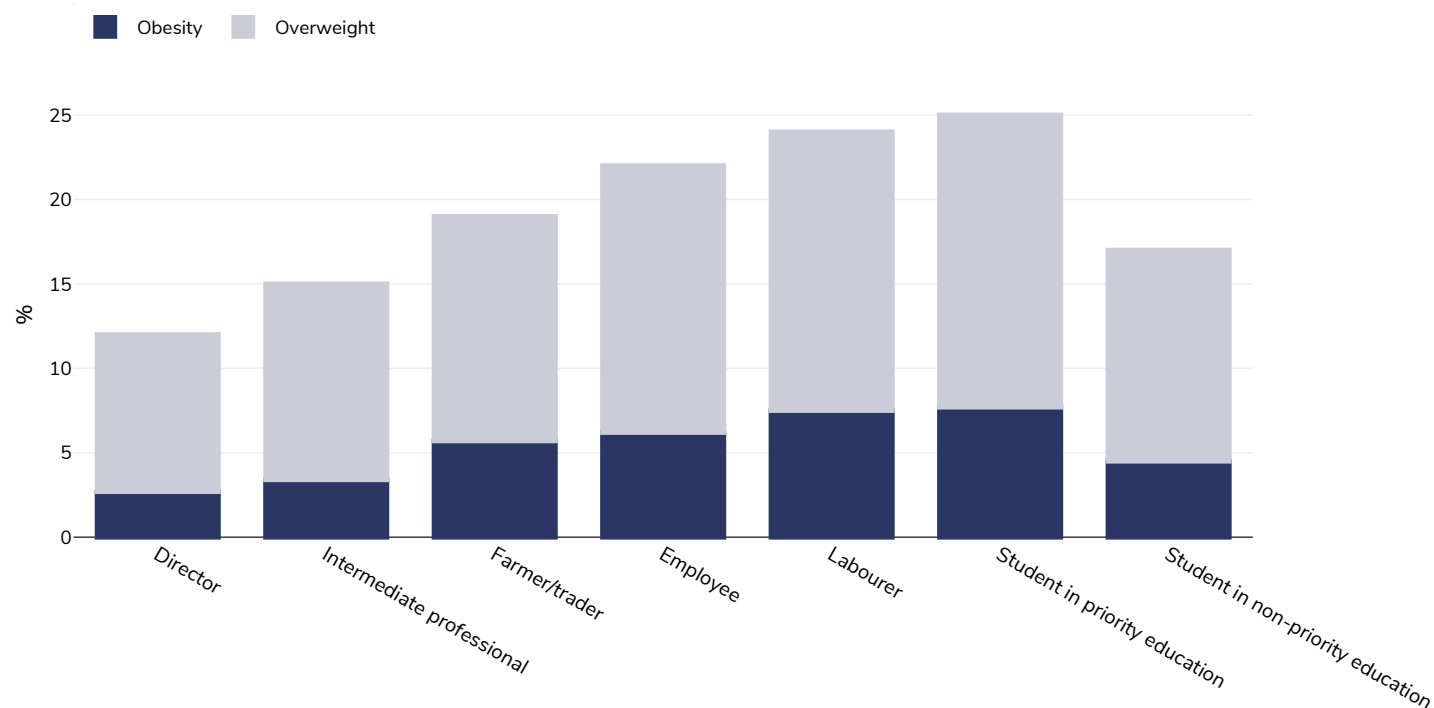
Sample size: 9598

Area covered: National

References: Fontbonne A, Currie A, Tounian P, Picot MC, Foulatier O, Nedelcu M, Nocca D. Prevalence of Overweight and Obesity in France: The 2020 Obepi-Roche Study by the "Ligue Contre l'Obésité". J Clin Med. 2023 Jan 25;12(3):925. doi: 10.3390/jcm12030925. PMID: 36769573; PMCID: PMC9918095.

Unless otherwise noted, overweight refers to a BMI between 25kg and 29.9kg/m², obesity refers to a BMI greater than 30kg/m².

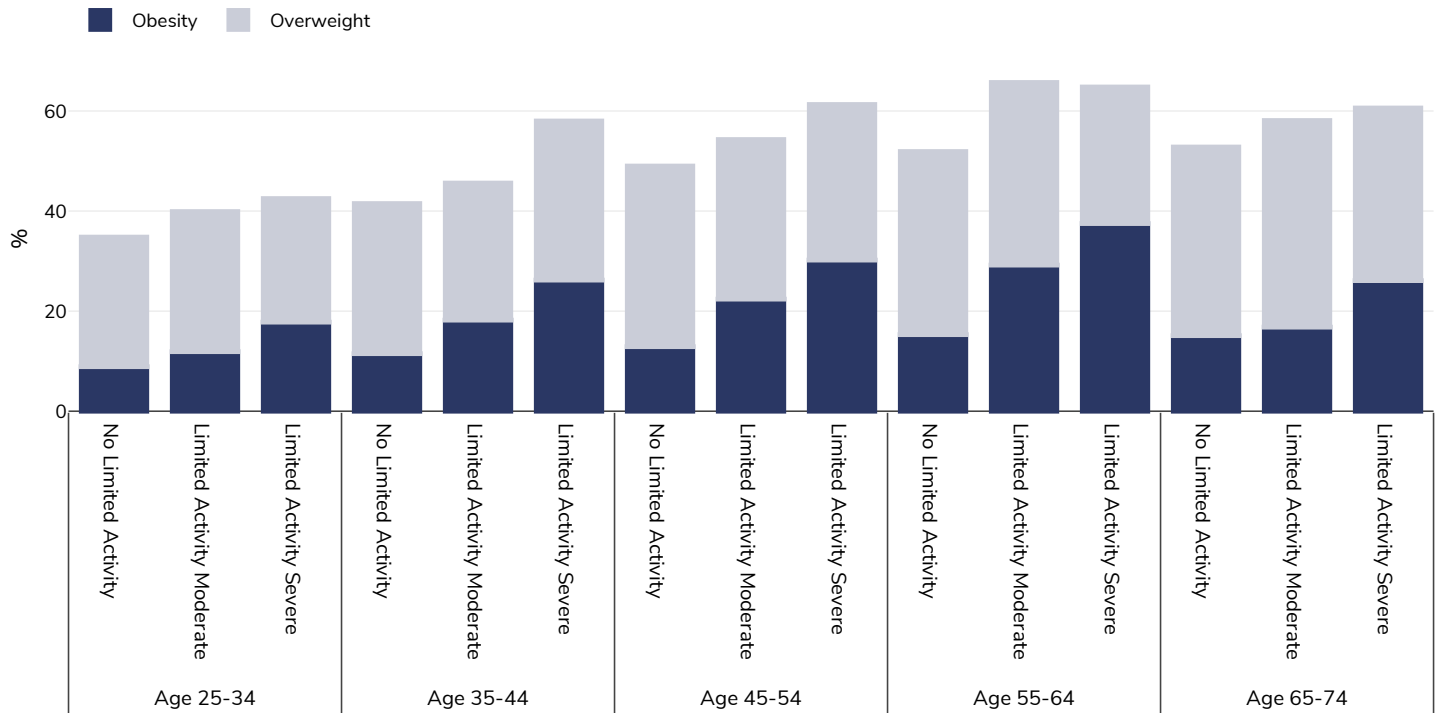
Children, 2016-2017



Survey type:	Measured
Age:	14-15
Sample size:	7242
Area covered:	National
References:	Nathalie Guignon (2019, août). En 2017, des adolescents plutôt en meilleure santé physique mais plus souvent en surcharge pondérale. Études et résultats, 1122. Available at: https://drees.solidarites-sante.gouv.fr/publications/etudes-et-resultats/en-2017-des-adolescents-plutot-en-meilleure-sante-physique-mais . Last accessed: 05.05.21.
Definitions:	SIMD groupings as defined by publication of origin.
Cutoffs:	IOTF

Overweight/obesity by age and limited activity

Adults, 2014



Survey type:

Self-reported

Area covered:

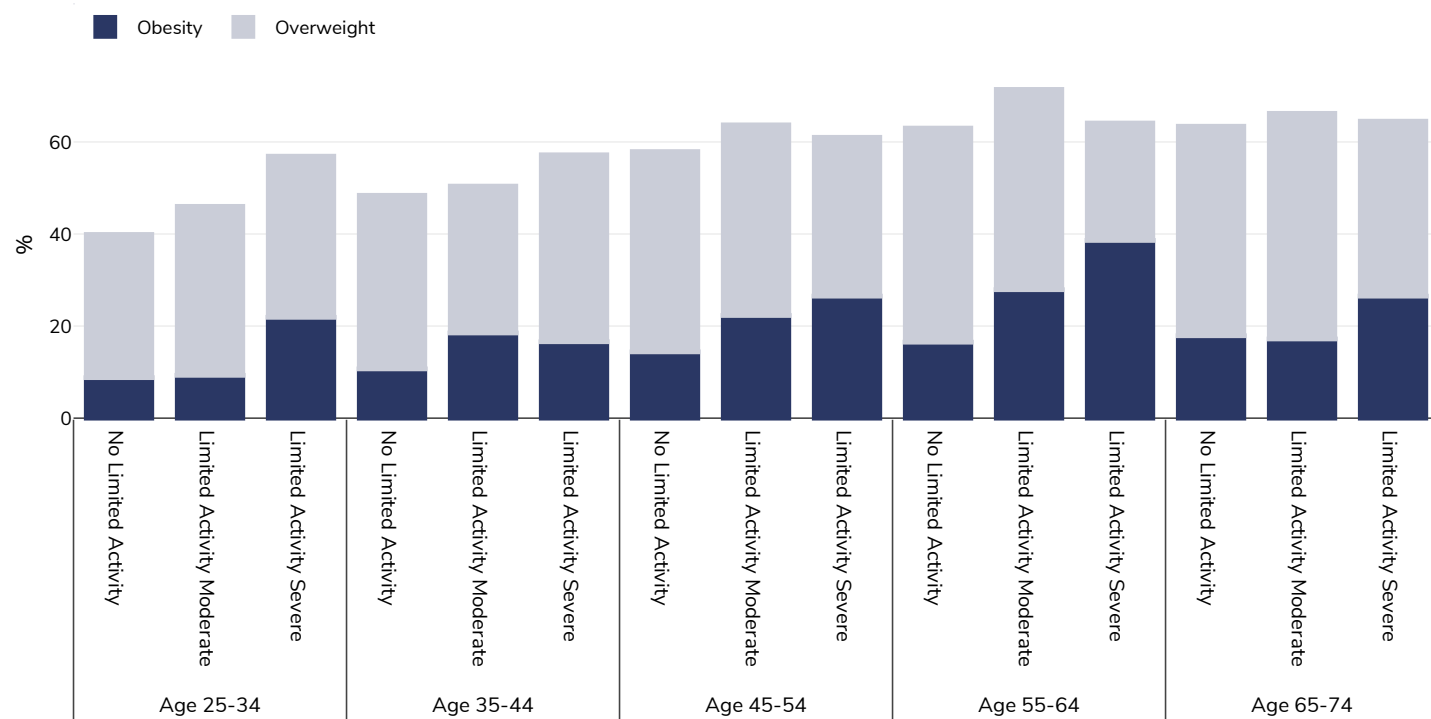
National

References:

Eurostat 2014 available at <https://appsso.eurostat.ec.europa.eu/nui/submitViewTableAction.do> (last accessed 06.10.21)

Unless otherwise noted, overweight refers to a BMI between 25kg and 29.9kg/m², obesity refers to a BMI greater than 30kg/m².

Men, 2014



Survey type:

Self-reported

Area covered:

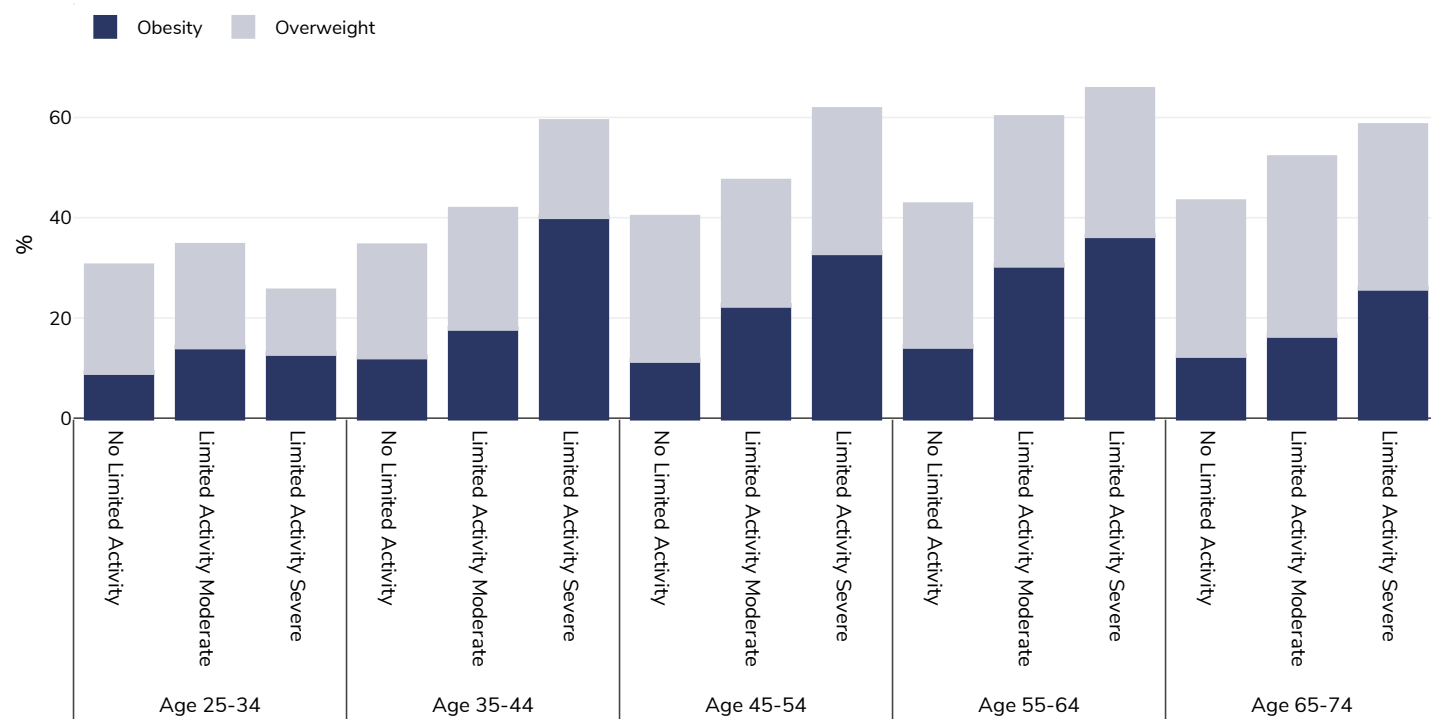
National

References:

Eurostat 2014 available at <https://appsso.eurostat.ec.europa.eu/nui/submitViewTableAction.do> (last accessed 06.10.21)

Unless otherwise noted, overweight refers to a BMI between 25kg and 29.9kg/m², obesity refers to a BMI greater than 30kg/m².

Women, 2014



Survey type: Self-reported

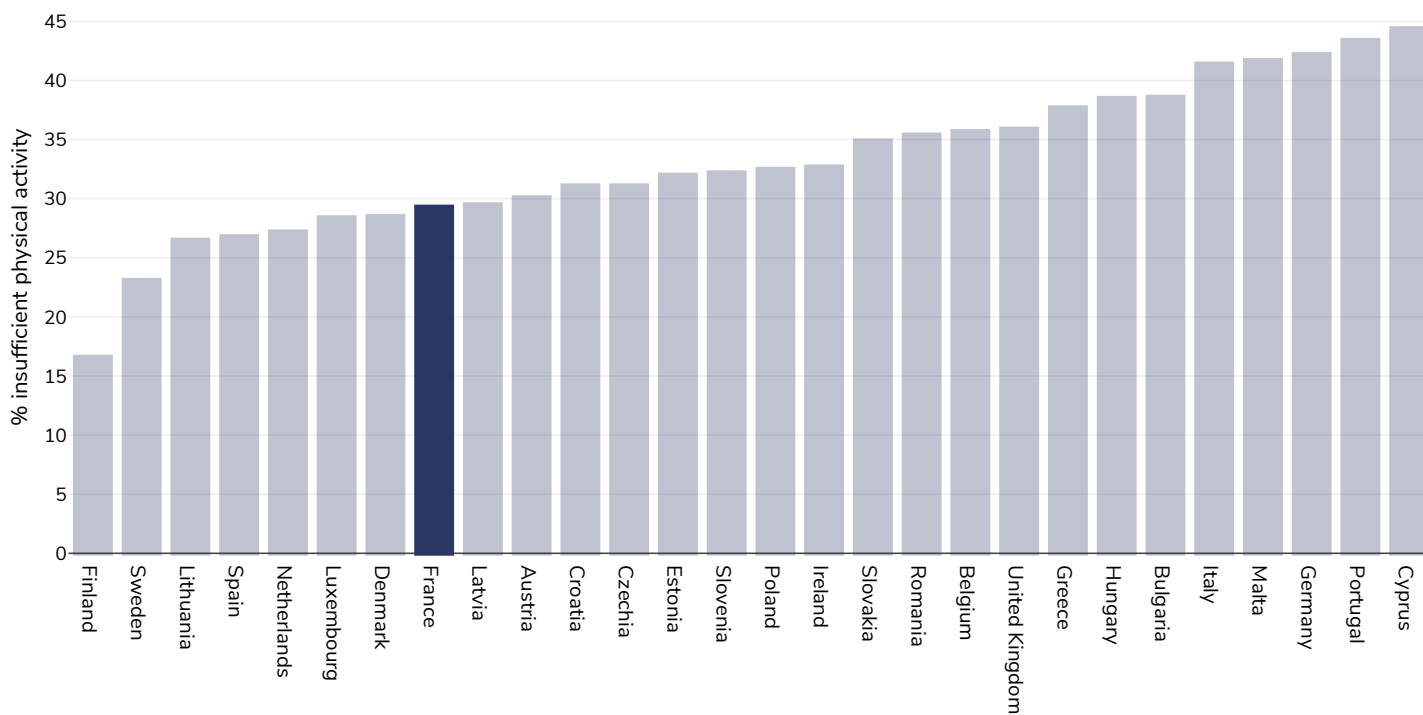
Area covered: National

References: Eurostat 2014 available at <https://appsso.eurostat.ec.europa.eu/nui/submitViewTableAction.do> (last accessed 06.10.21)

Unless otherwise noted, overweight refers to a BMI between 25kg and 29.9kg/m², obesity refers to a BMI greater than 30kg/m².

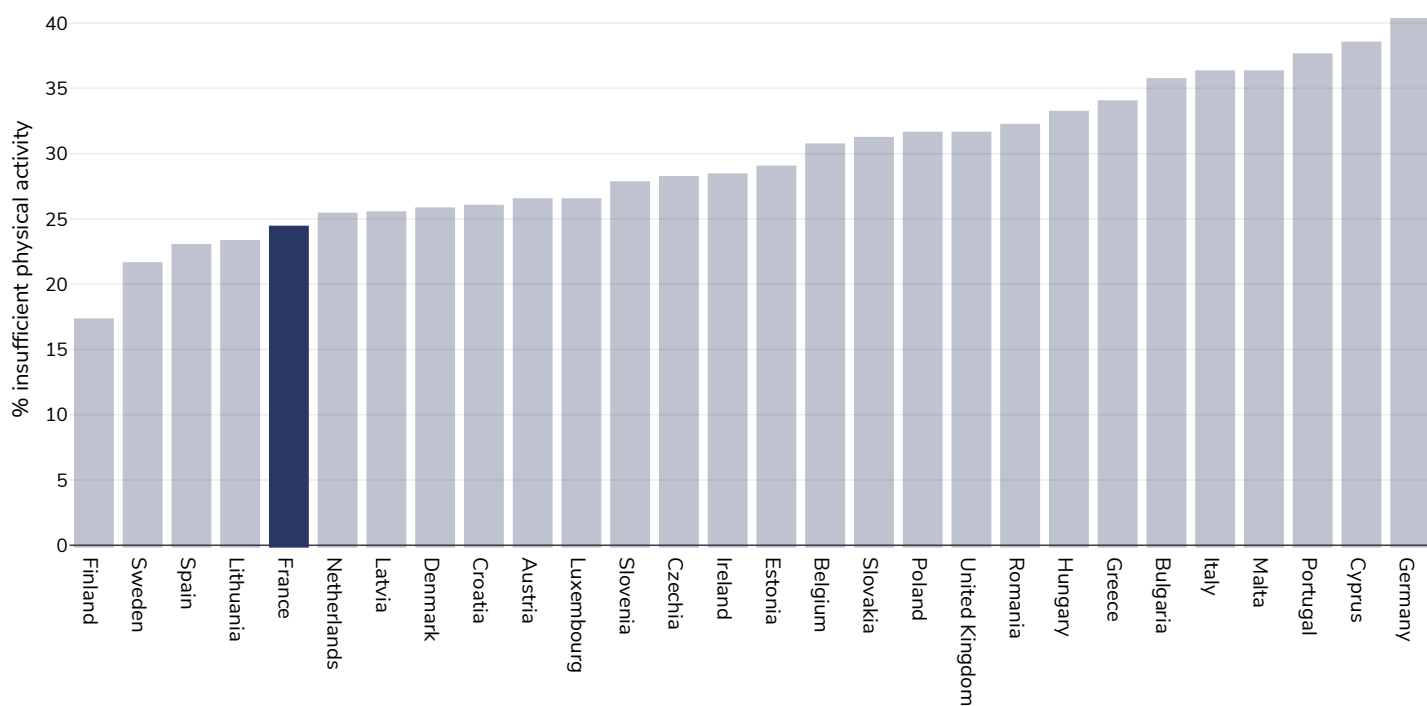
Insufficient physical activity

Adults, 2016



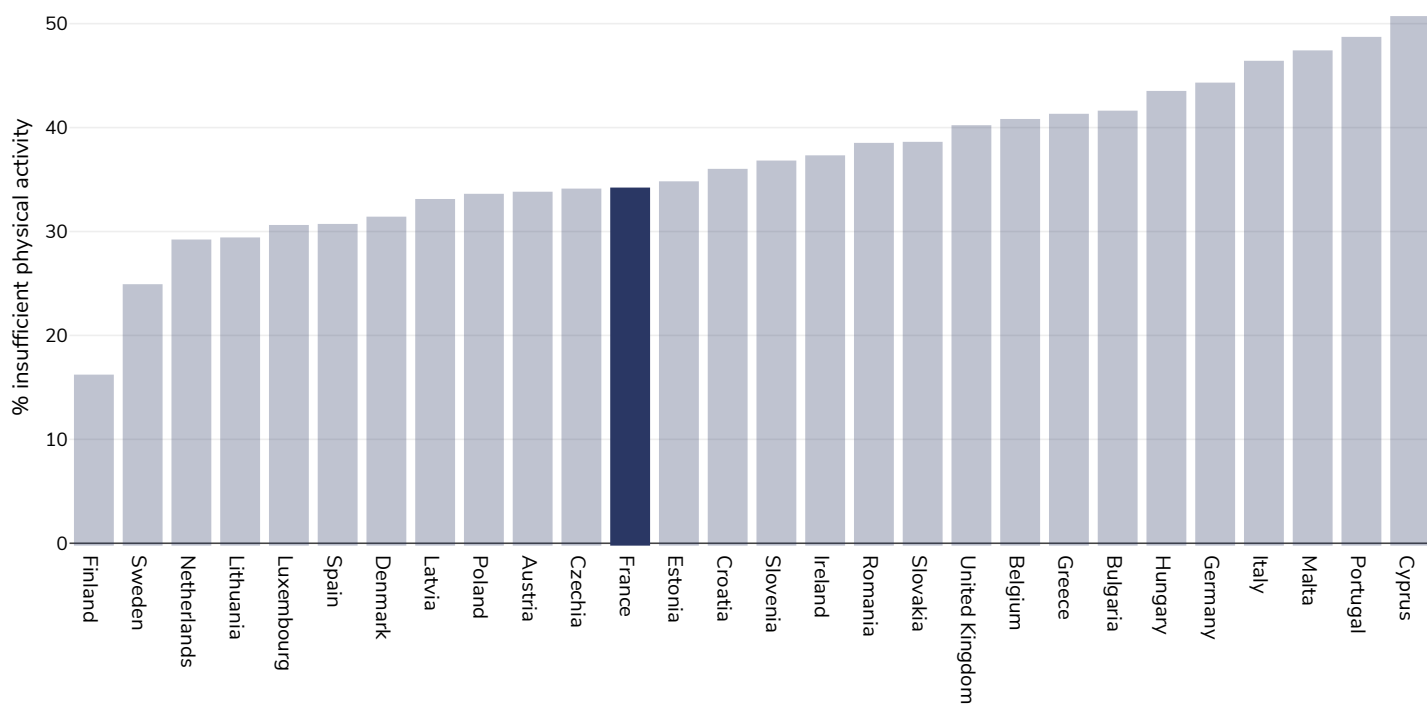
References: Guthold R, Stevens GA, Riley LM, Bull FC. Worldwide trends in insufficient physical activity from 2001 to 2016: a pooled analysis of 358 population-based surveys with 1.9 million participants. Lancet 2018 [http://dx.doi.org/10.1016/S2214-109X\(18\)30357-7](http://dx.doi.org/10.1016/S2214-109X(18)30357-7)

Men, 2016



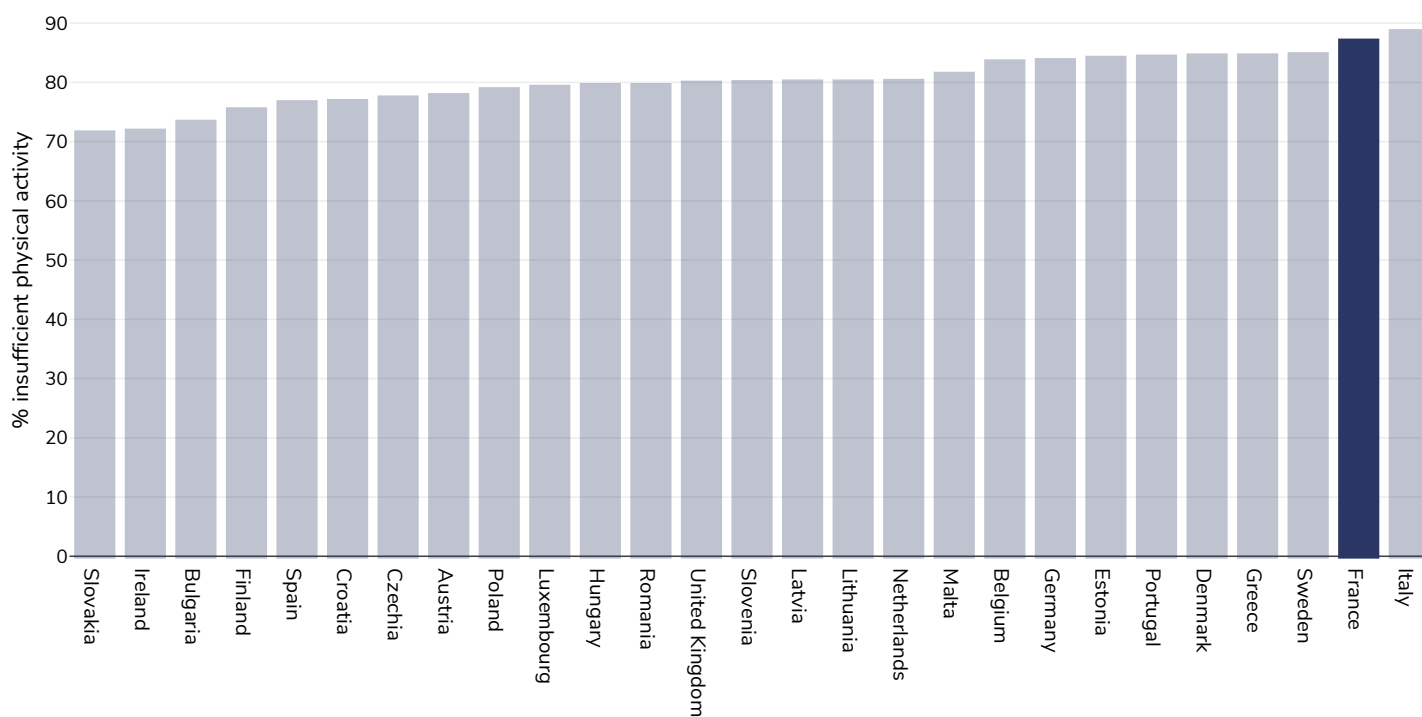
References: Guthold R, Stevens GA, Riley LM, Bull FC. Worldwide trends in insufficient physical activity from 2001 to 2016: a pooled analysis of 358 population-based surveys with 1.9 million participants. Lancet 2018 [http://dx.doi.org/10.1016/S2214-109X\(18\)30357-7](http://dx.doi.org/10.1016/S2214-109X(18)30357-7)

Women, 2016



References: Guthold R, Stevens GA, Riley LM, Bull FC. Worldwide trends in insufficient physical activity from 2001 to 2016: a pooled analysis of 358 population-based surveys with 1.9 million participants. Lancet 2018 [http://dx.doi.org/10.1016/S2214-109X\(18\)30357-7](http://dx.doi.org/10.1016/S2214-109X(18)30357-7)

Children, 2016



Survey type:

Self-reported

Age:

11-17

References:

Global Health Observatory data repository, World Health Organisation, <https://apps.who.int/gho/data/node.main.A893ADO?lang=en> (last accessed 16.03.21)

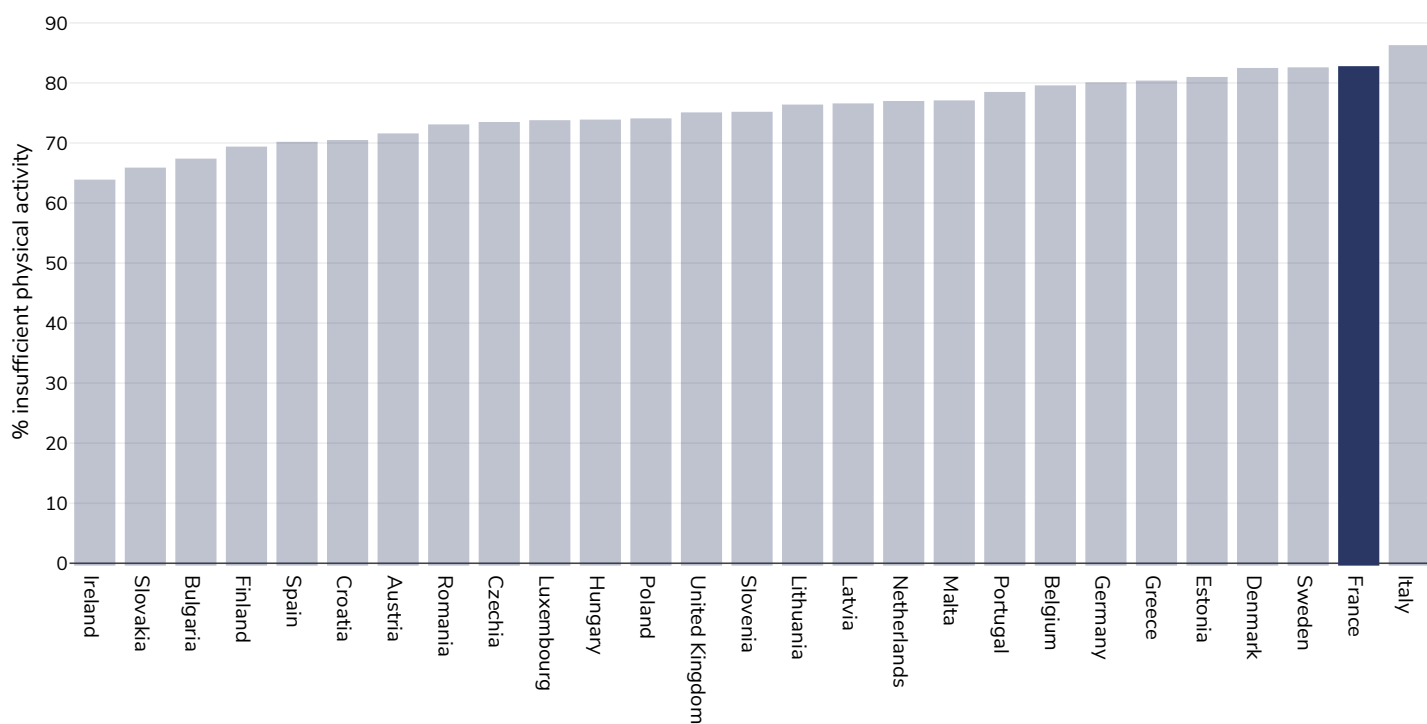
Notes:

% of school going adolescents not meeting WHO recommendations on Physical Activity for Health, i.e. doing less than 60 minutes of moderate- to vigorous-intensity physical activity daily.

Definitions:

% Adolescents insufficiently active (age standardised estimate)

Boys, 2016



Survey type:

Self-reported

Age:

11-17

References:

Global Health Observatory data repository, World Health Organisation, <https://apps.who.int/gho/data/node.main.A893ADO?lang=en> (last accessed 16.03.21)

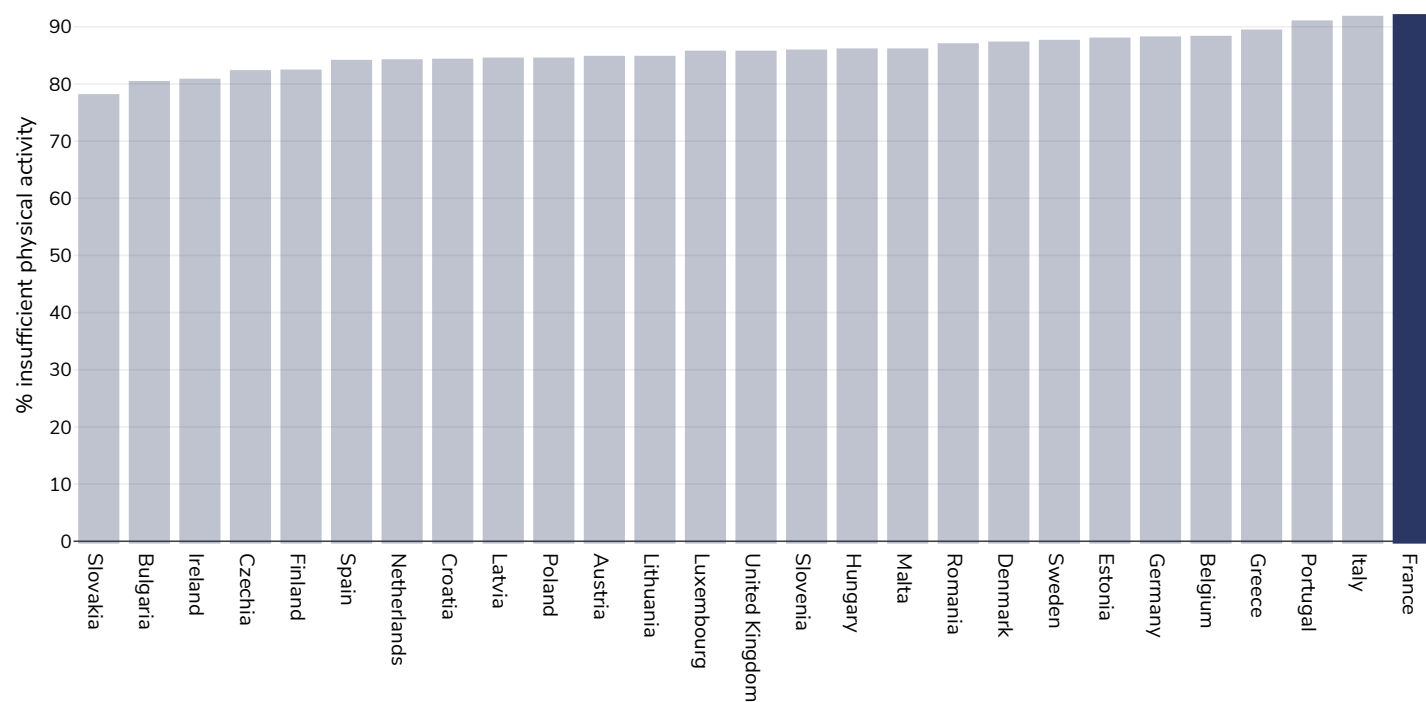
Notes:

% of school going adolescents not meeting WHO recommendations on Physical Activity for Health, i.e. doing less than 60 minutes of moderate- to vigorous-intensity physical activity daily.

Definitions:

% Adolescents insufficiently active (age standardised estimate)

Girls, 2016



Survey type: Self-reported

Age: 11-17

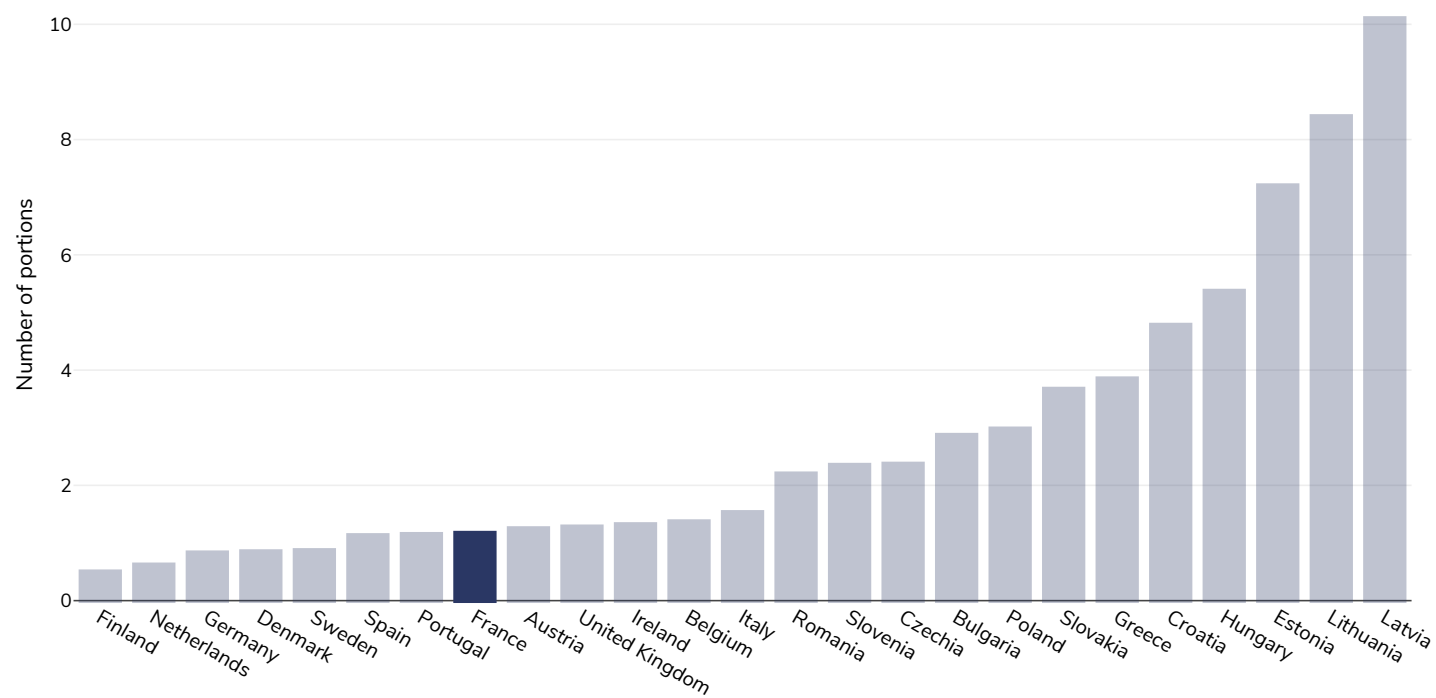
References: Global Health Observatory data repository, World Health Organisation, <https://apps.who.int/gho/data/node.main.A893ADO?lang=en> (last accessed 16.03.21)

Notes: % of school going adolescents not meeting WHO recommendations on Physical Activity for Health, i.e. doing less than 60 minutes of moderate- to vigorous-intensity physical activity daily.

Definitions: % Adolescents insufficiently active (age standardised estimate)

Sugar consumption

Adults, 2016



References:

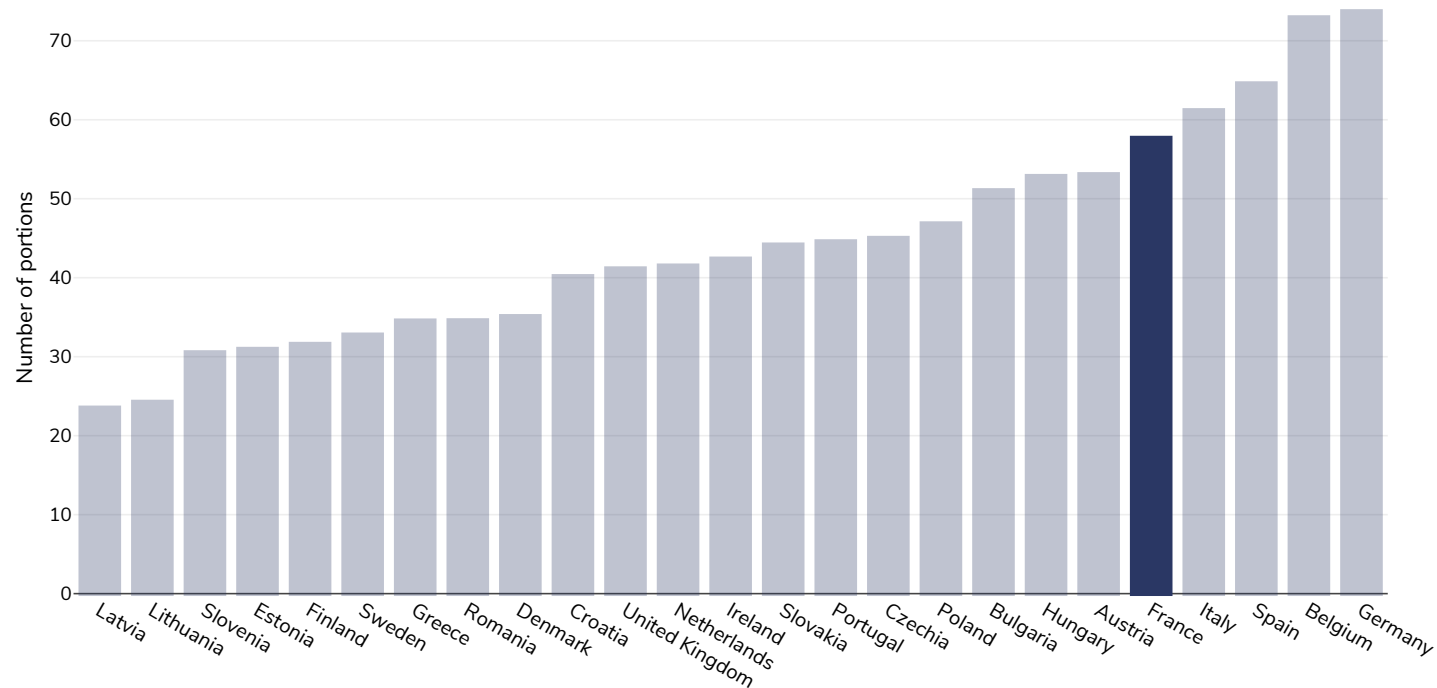
Source: Euromonitor International

Definitions:

Sugar consumption (Number of 500g sugar portions/person/month)

Estimated per capita sugar sweetened beverages intake

Adults, 2016

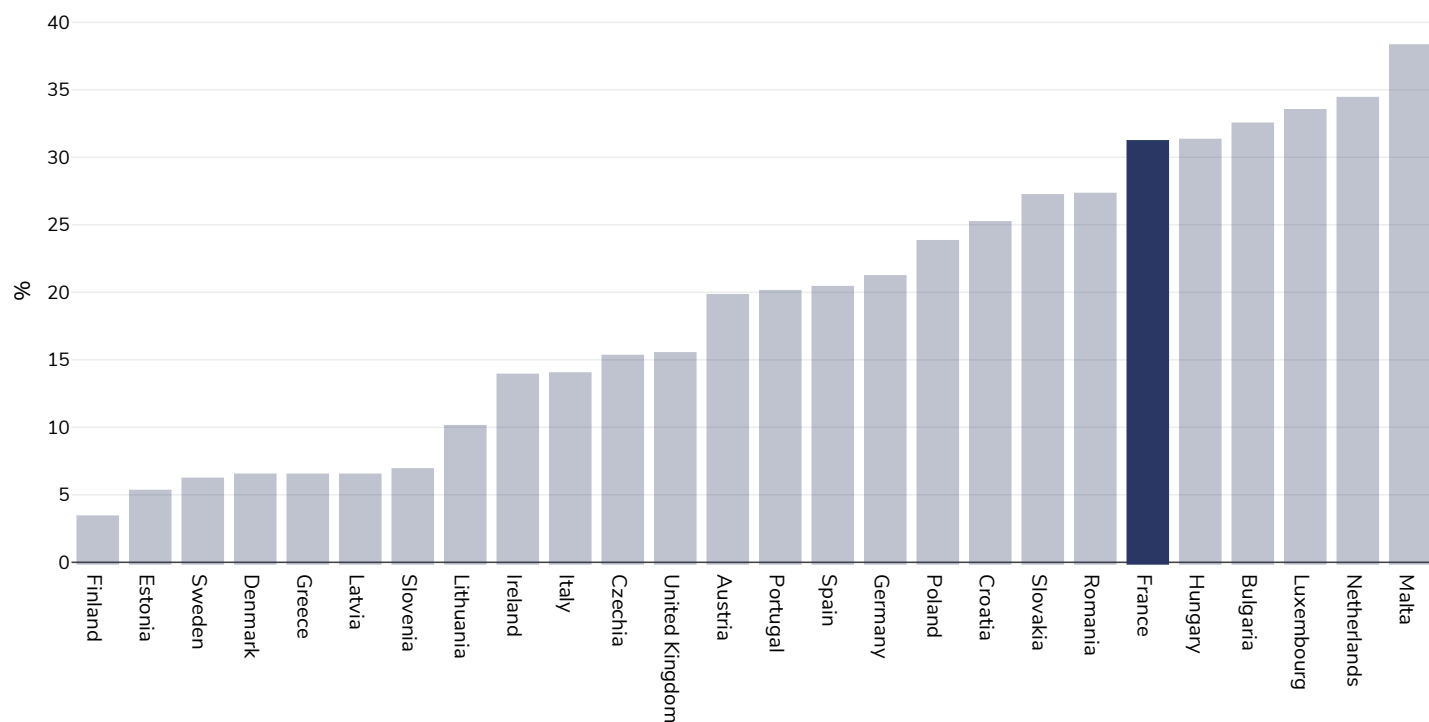


References:

Source: Euromonitor International

Prevalence of at least daily carbonated soft drink consumption

Children, 2014



Survey type:

Measured

References:

World Health Organization. (2017). Adolescent obesity and related behaviours: Trends and inequalities in the who european region, 2002-2014: observations from the Health Behavior in School-aged Children (HBSC) WHO collaborative cross-national study (J. Inchley, D. Currie, J. Jewel, J. Breda, & V. Barnekow, Eds.). World Health Organization. Sourced from Food Systems Dashboard <http://www.foodsystemsdashboard.org>

Notes:

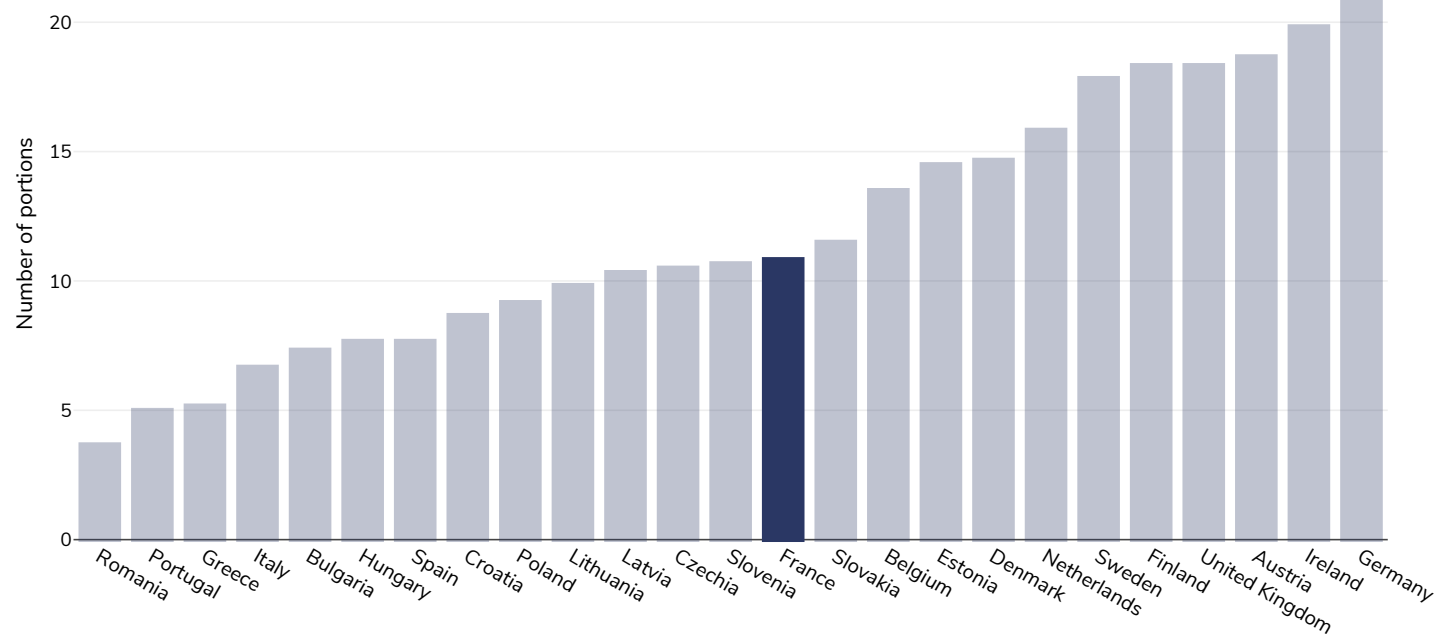
15-year-old adolescents

Definitions:

Prevalence of at least daily carbonated soft drink consumption (% of at least daily carbonated soft drink consumption)

Prevalence of confectionery consumption

Adults, 2016



References:

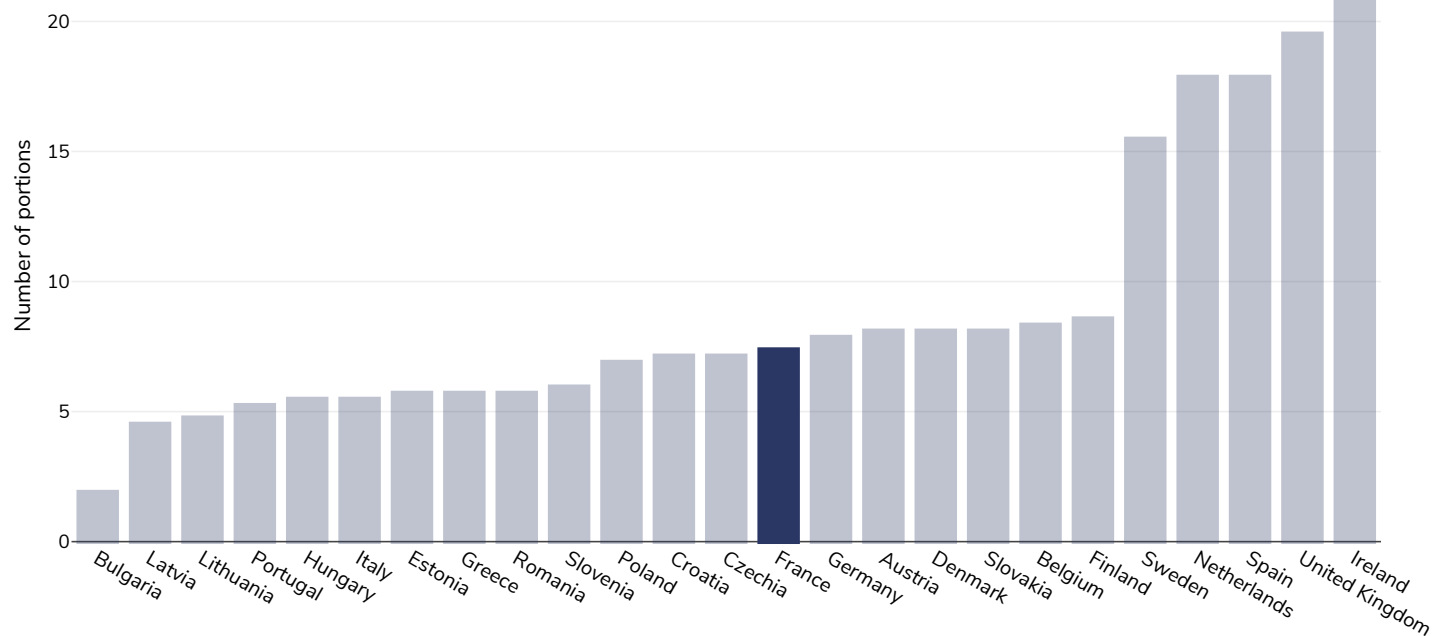
Source: Euromonitor International

Definitions:

Prevalence of confectionery consumption (Number of 50g confectionery portions/person/month)

Prevalence of sweet/savoury snack consumption

Adults, 2016



References:

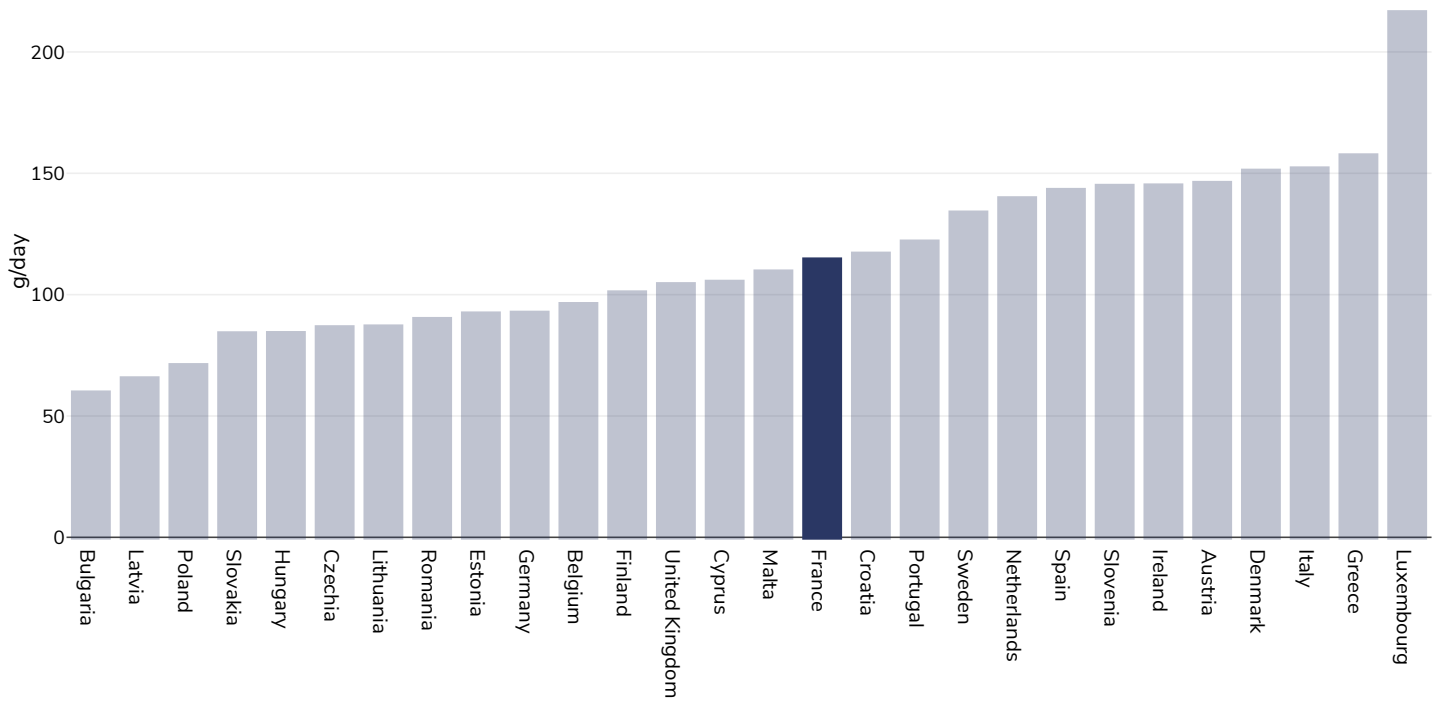
Source: Euromonitor International

Definitions:

Prevalence of sweet/savoury snack consumption (Number of 35g sweet/savoury snack portions/person/month)

Estimated per capita fruit intake

Adults, 2017



Survey type:

Measured

Age:

25+

References:

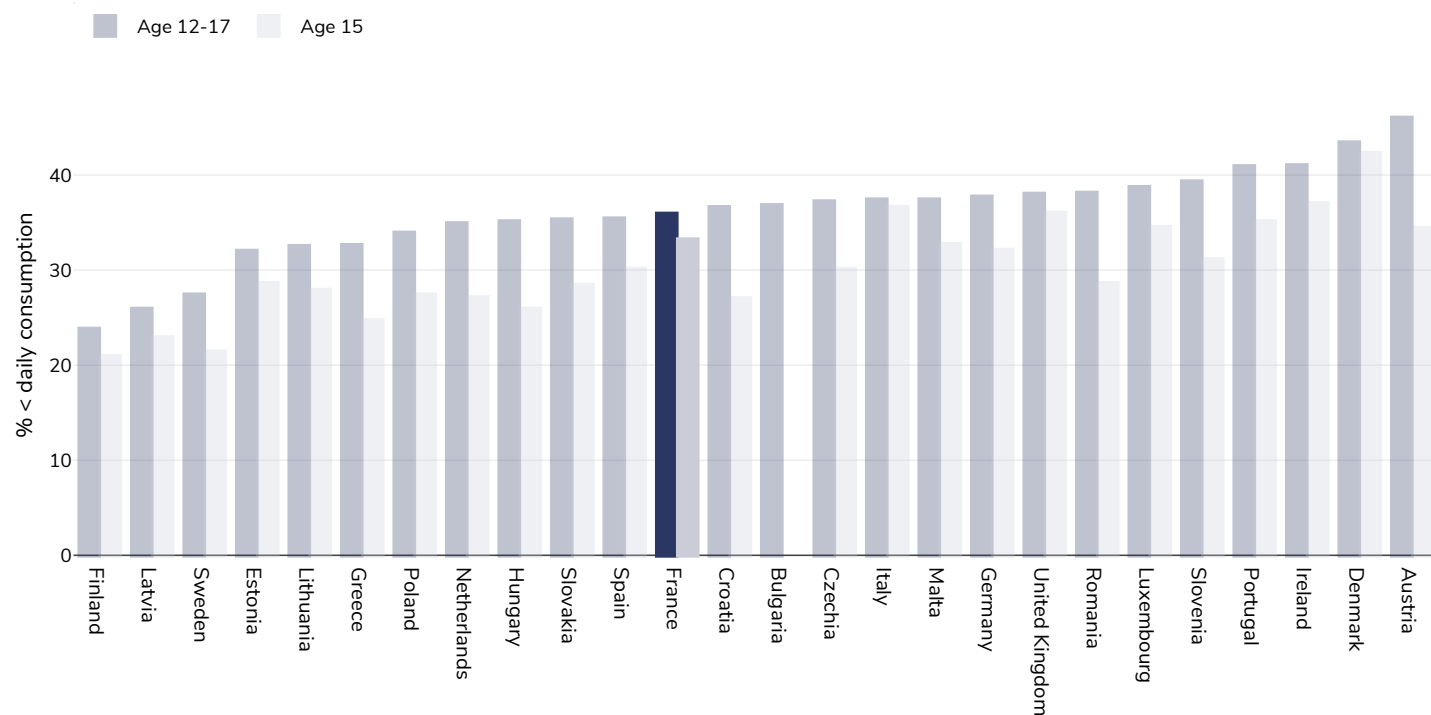
Global Burden of Disease, the Institute for Health Metrics and Evaluation <http://ghdx.healthdata.org/>

Definitions:

Estimated per-capita fruit intake (g/day)

Prevalence of less than daily fruit consumption

Children, 2014



Survey type:

Measured

References:

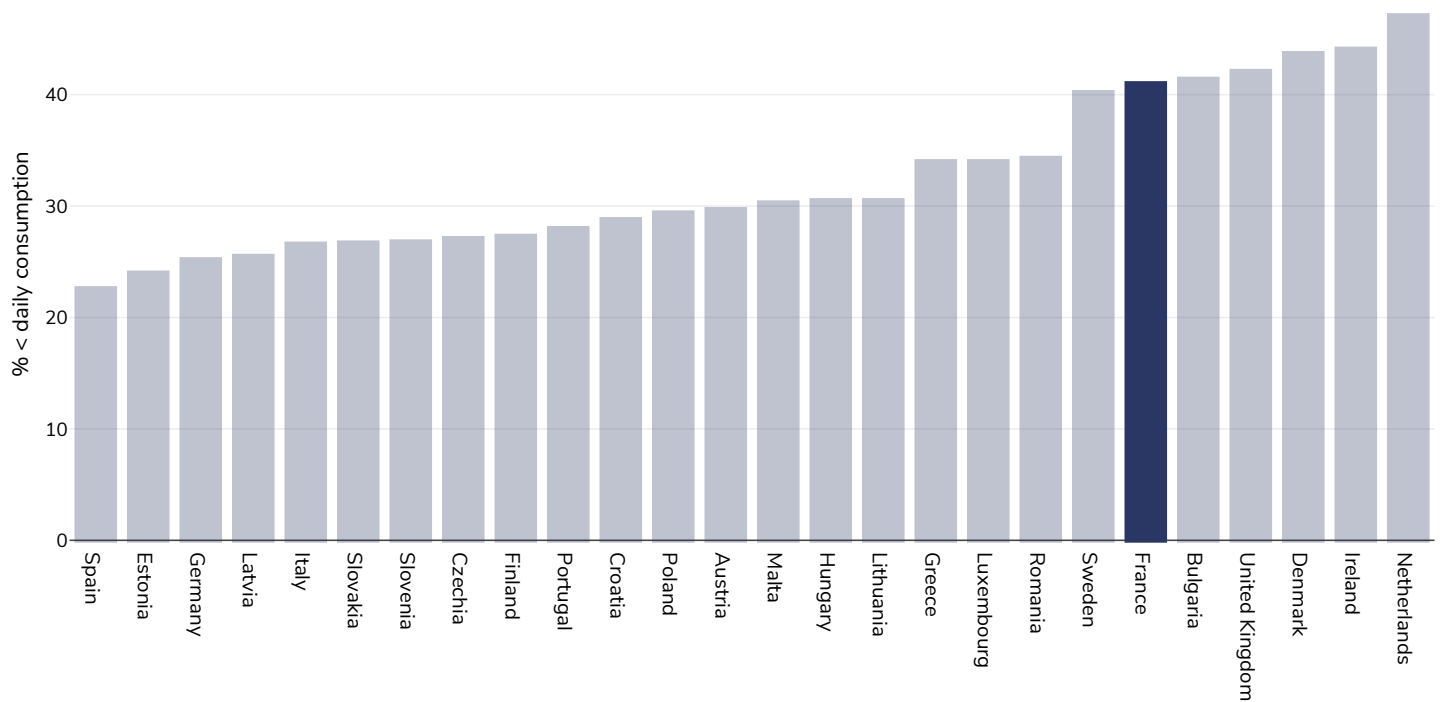
Global School-based Student Health Surveys. Beal et al (2019). Global Patterns of Adolescent Fruit, Vegetable, Carbonated Soft Drink, and Fast-food consumption: A meta-analysis of global school-based student health surveys. Food and Nutrition Bulletin. <https://doi.org/10.1177/0379572119848287>. Sourced from Food Systems Dashboard <http://www.foodsystemsdashboard.org/food-system>

Definitions:

Prevalence of less-than-daily fruit consumption (% less-than-daily fruit consumption)

Prevalence of less than daily vegetable consumption

Children, 2014



Survey type: Measured

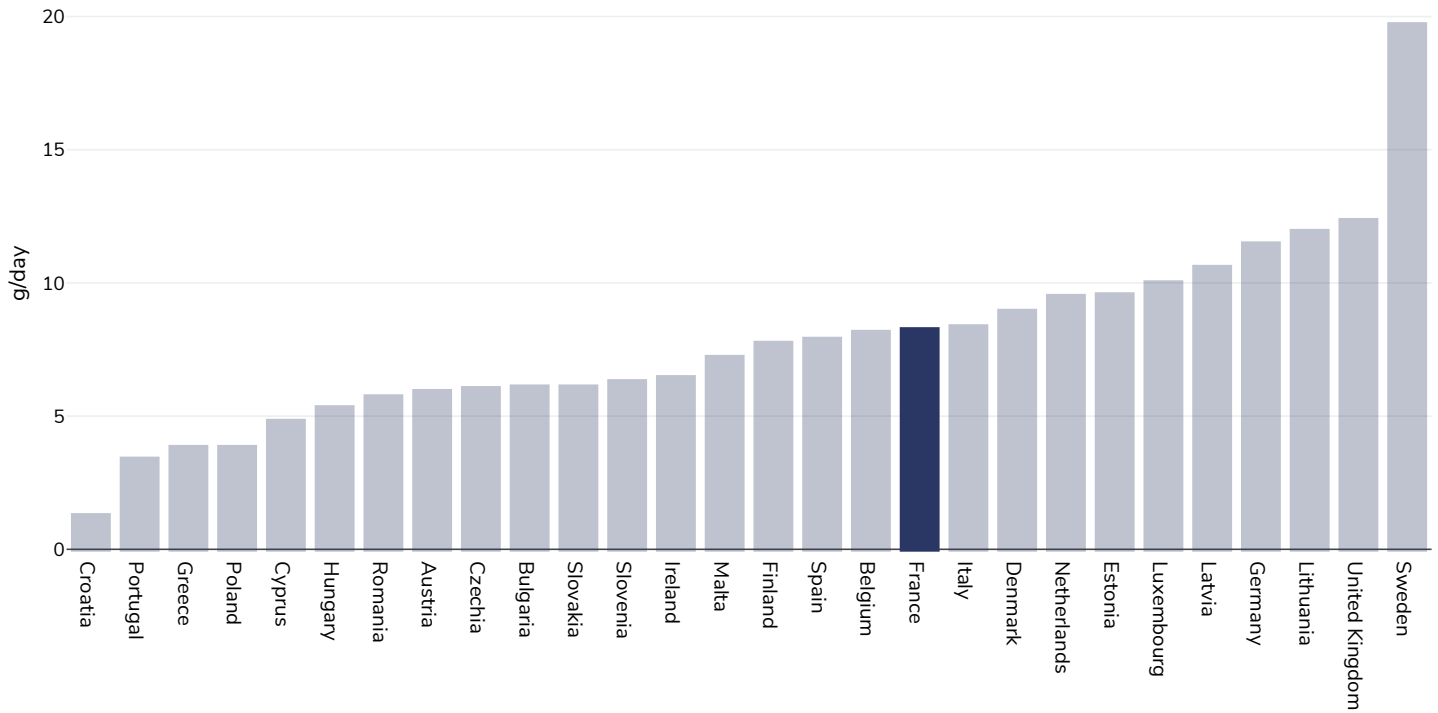
Age: 12-17

References: Beal et al. (2019). Global Patterns of Adolescent Fruit, Vegetable, Carbonated Soft Drink, and Fast-food consumption: A meta-analysis of global school-based student health surveys. Food and Nutrition Bulletin. <https://doi.org/10.1177/0379572119848287> sourced from Food Systems Dashboard <http://www.foodsystemsdashboard.org/food-system>

Definitions: Prevalence of less-than-daily vegetable consumption (% less-than-daily vegetable consumption)

Estimated per-capita processed meat intake

Adults, 2017



Survey type:

Measured

Age:

25+

References:

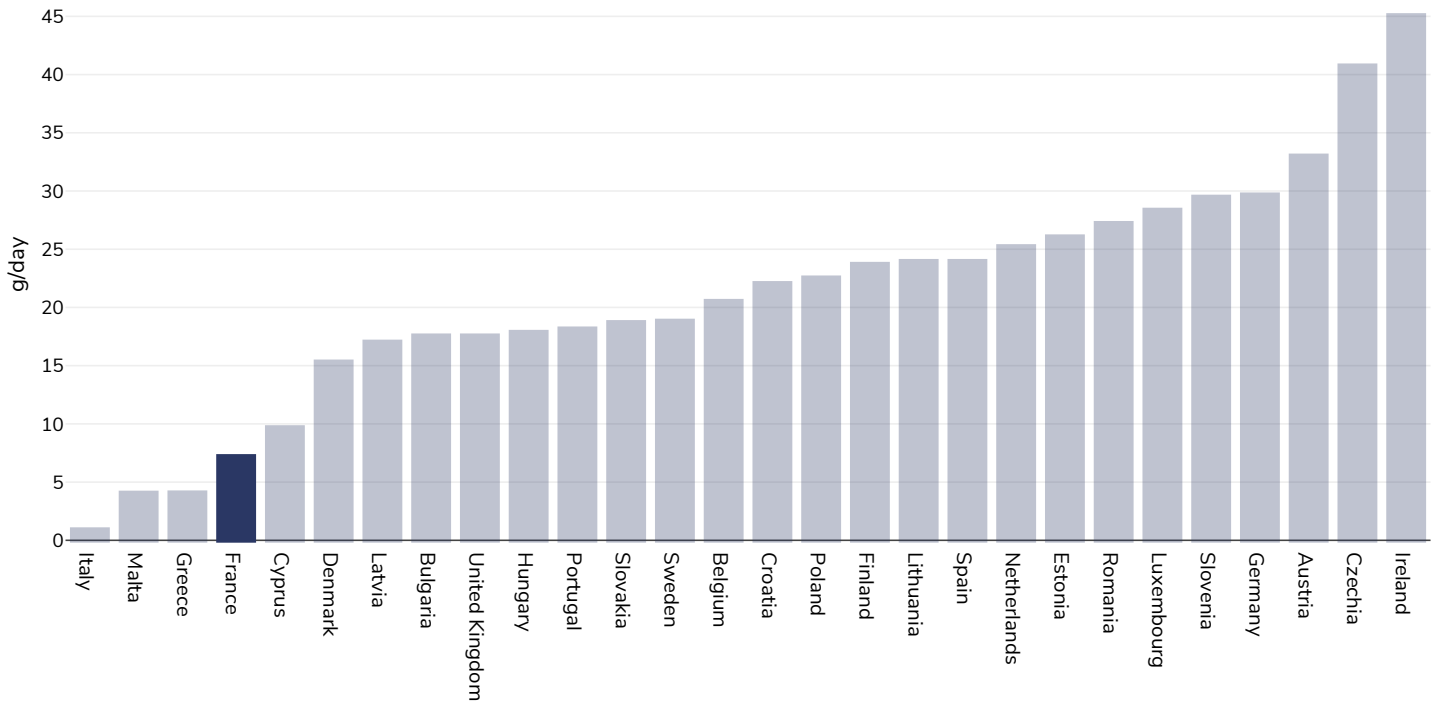
Global Burden of Disease, the Institute for Health Metrics and Evaluation <http://ghdx.healthdata.org/>

Definitions:

Estimated per-capita processed meat intake (g per day)

Estimated per capita whole grains intake

Adults, 2017



Survey type:

Measured

Age:

25+

References:

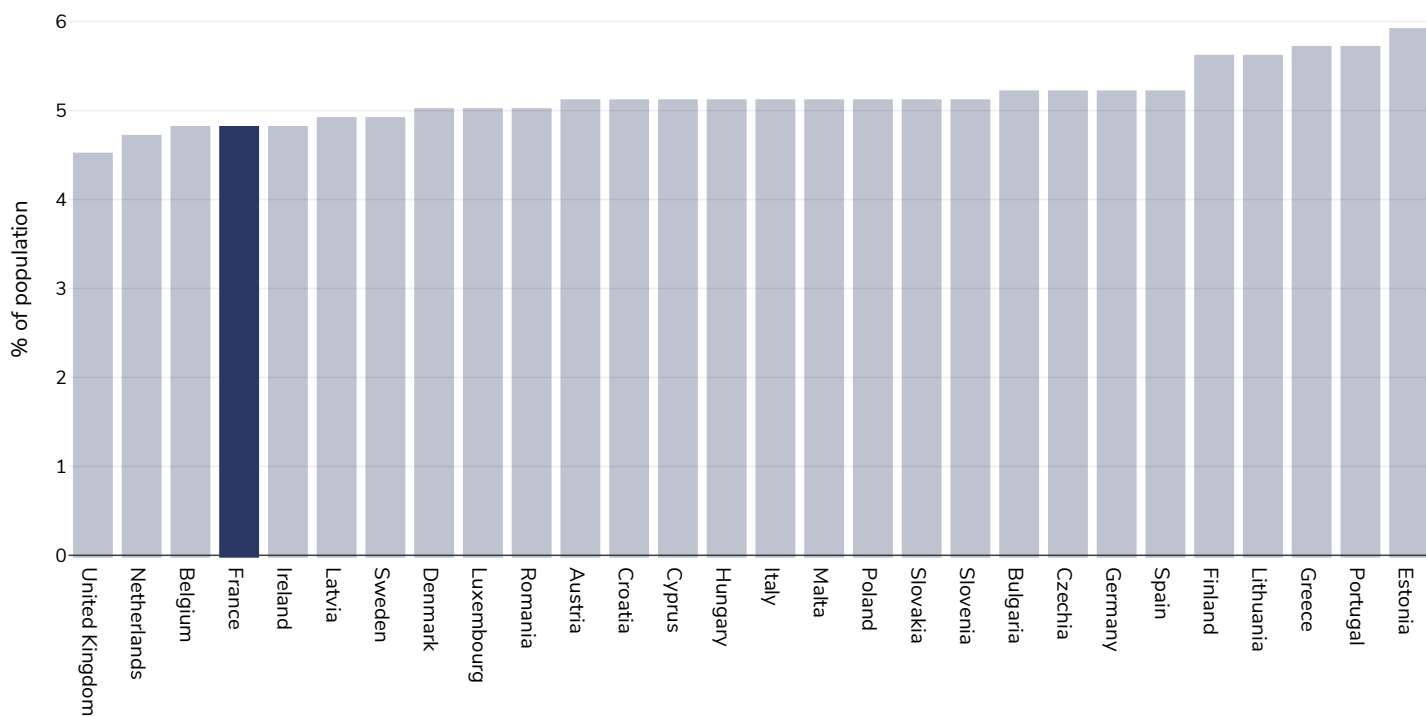
Global Burden of Disease, the Institute for Health Metrics and Evaluation <http://ghdx.healthdata.org/>

Definitions:

Estimated per-capita whole grains intake (g/day)

Mental health - depression disorders

Adults, 2015

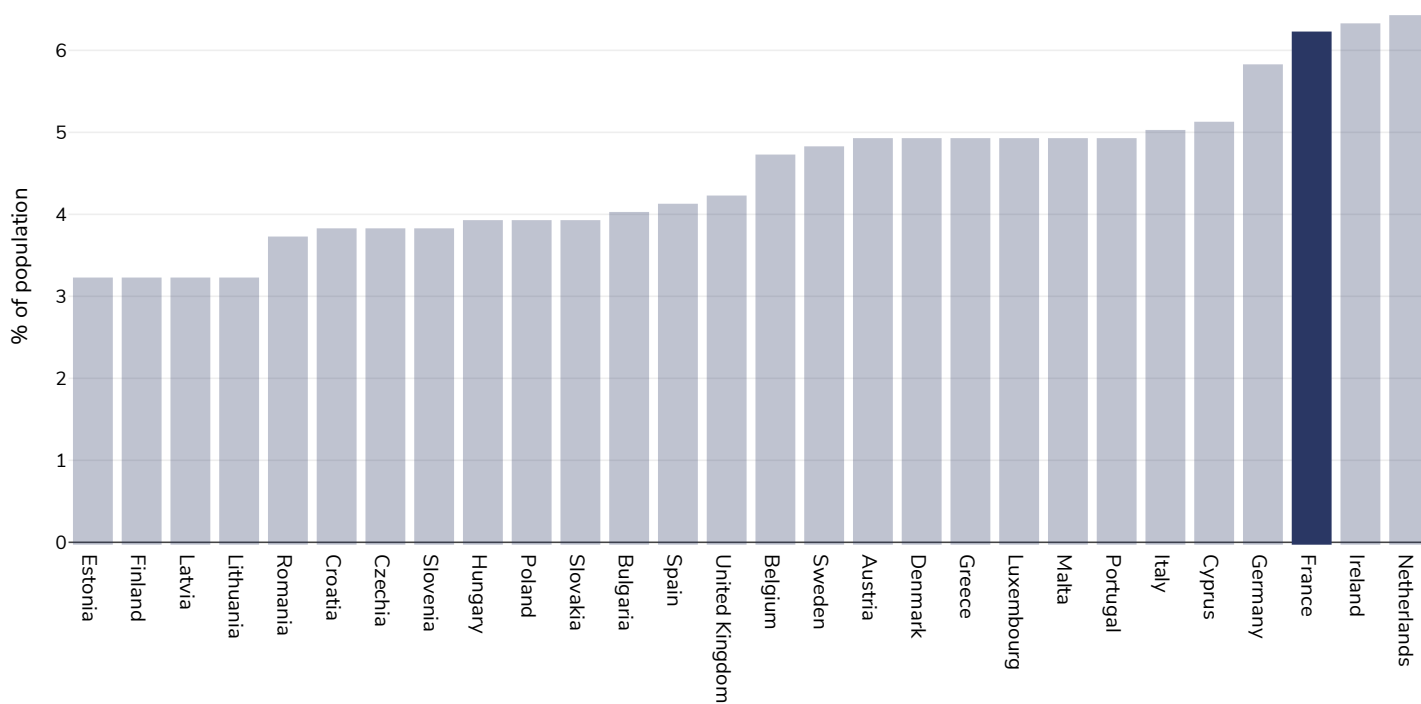


References: Prevalence data from Global Burden of Disease study 2015 (<http://ghdx.healthdata.org>) published in: Depression and Other Common Mental Disorders: Global Health Estimates. Geneva:World Health Organization; 2017. Licence: CC BY-NC-SA 3.0 IGO.

Definitions: % of population with depression disorders

Mental health - anxiety disorders

Adults, 2015

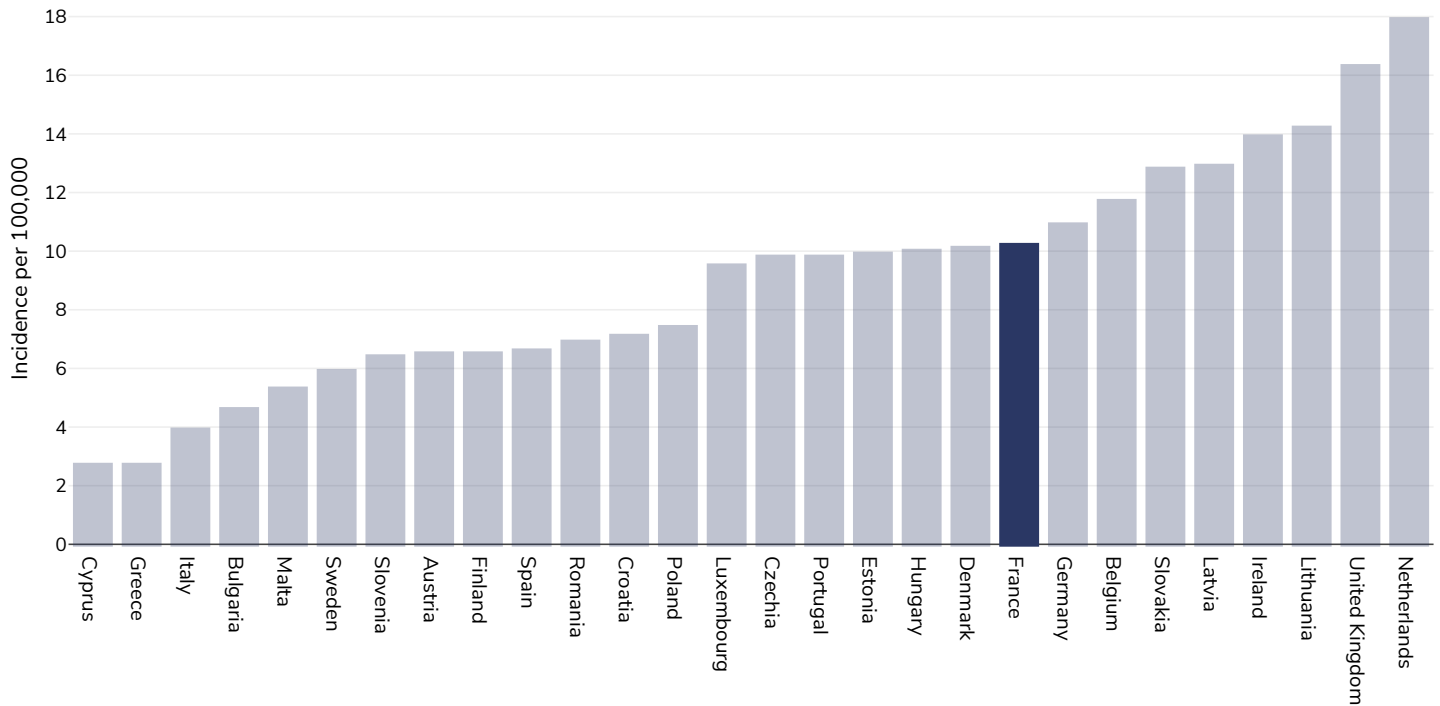


References: Prevalence data from Global Burden of Disease study 2015 (<http://ghdx.healthdata.org>) published in: Depression and Other Common Mental Disorders: Global Health Estimates. Geneva:World Health Organization; 2017. Licence: CC BY-NC-SA 3.0 IGO.

Definitions: % of population with anxiety disorders

Oesophageal cancer

Men, 2020



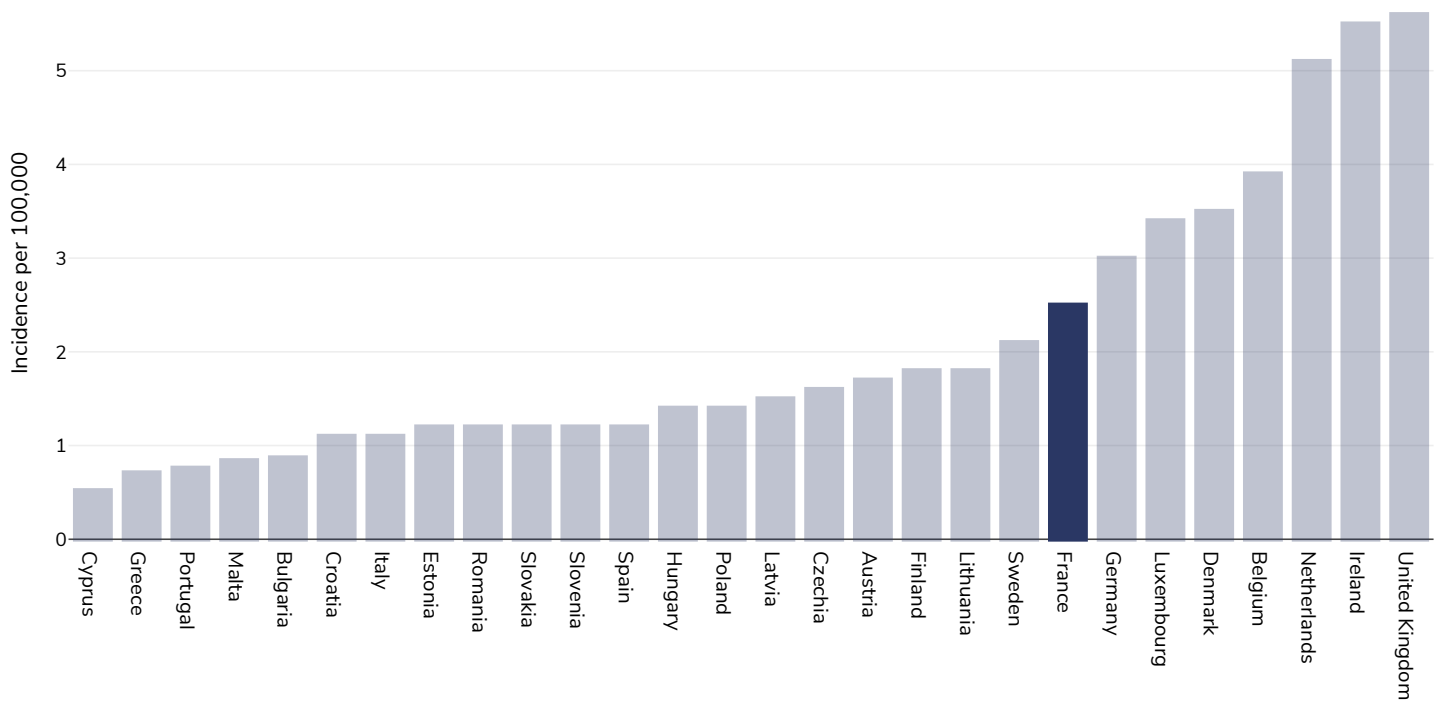
Age: 20+

Area covered: National

References: Ferlay J, Ervik M, Lam F, Colombet M, Mery L, Piñeros M, Znaor A, Soerjomataram I, Bray F (2020). Global Cancer Observatory: Cancer Today. Lyon, France: International Agency for Research on Cancer. Available from: <https://gco.iarc.fr/today>, accessed 10.01.2137

Definitions: Age-standardized incidence rates per 100 000

Women, 2020



Age: 20+

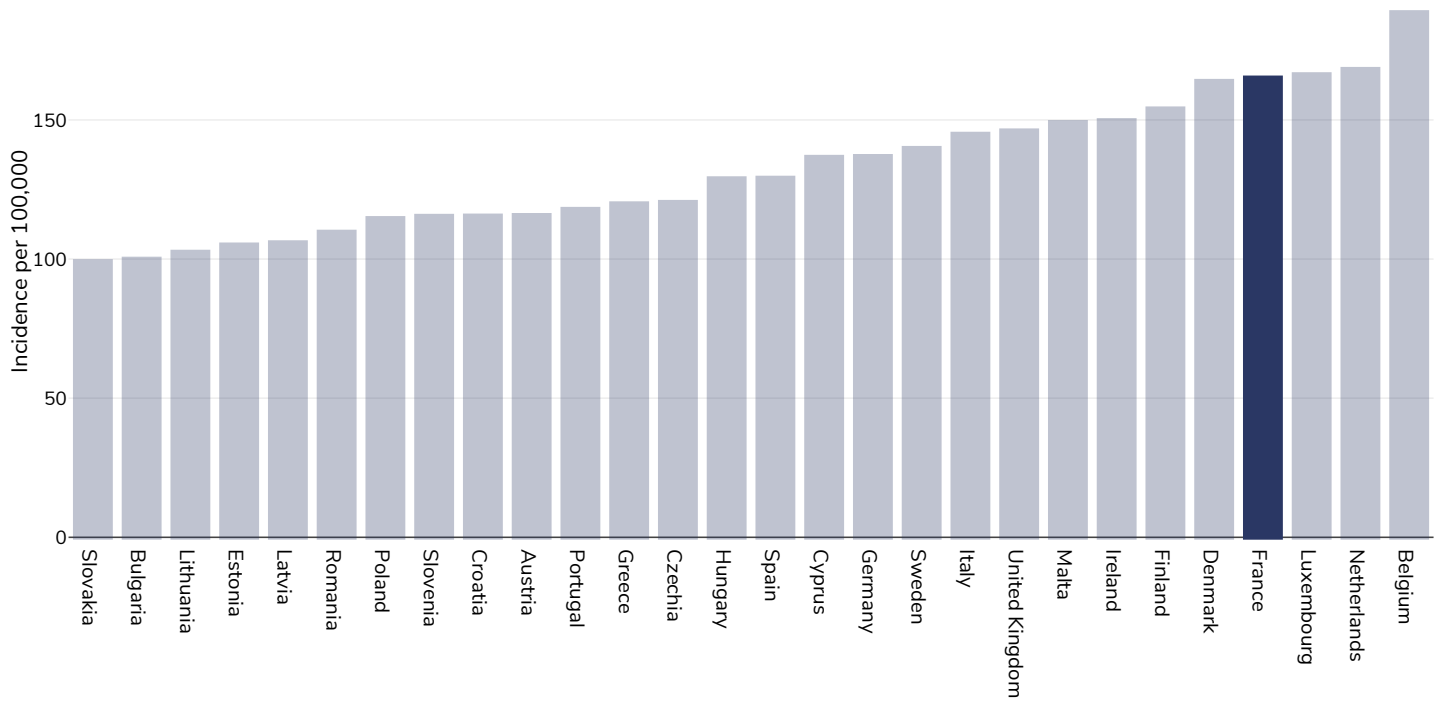
Area covered: National

References: Ferlay J, Ervik M, Lam F, Colombet M, Mery L, Piñeros M, Znaor A, Soerjomataram I, Bray F (2020). Global Cancer Observatory: Cancer Today. Lyon, France: International Agency for Research on Cancer. Available from: <https://gco.iarc.fr/today>, accessed 10.01.2137

Definitions: Age-standardized incidence rates per 100 000

Breast cancer

Women, 2020



Age: 20+

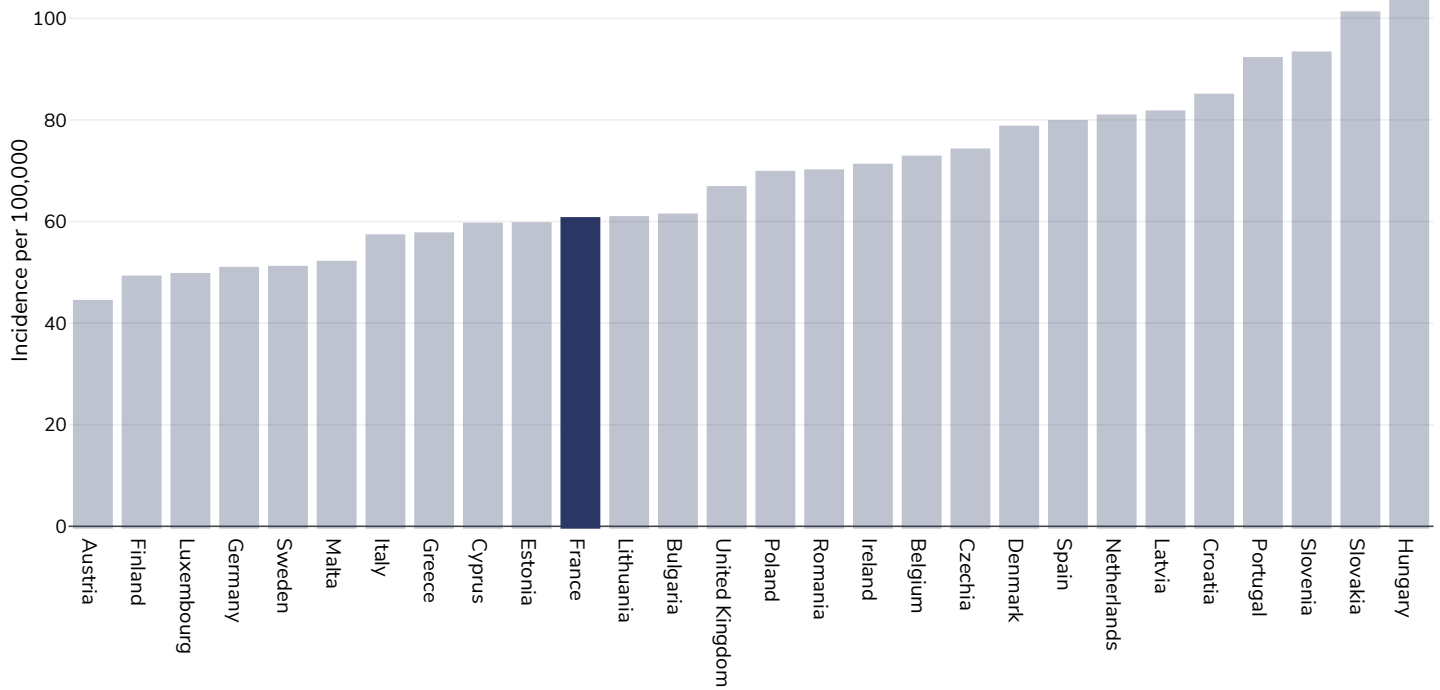
Area covered: National

References: Ferlay J, Ervik M, Lam F, Colombet M, Mery L, Piñeros M, Znaor A, Soerjomataram I, Bray F (2020). Global Cancer Observatory: Cancer Today. Lyon, France: International Agency for Research on Cancer. Available from: <https://gco.iarc.fr/today>, accessed 10.01.2137

Definitions: Age-standardized incidence rates per 100 000

Colorectal cancer

Men, 2020



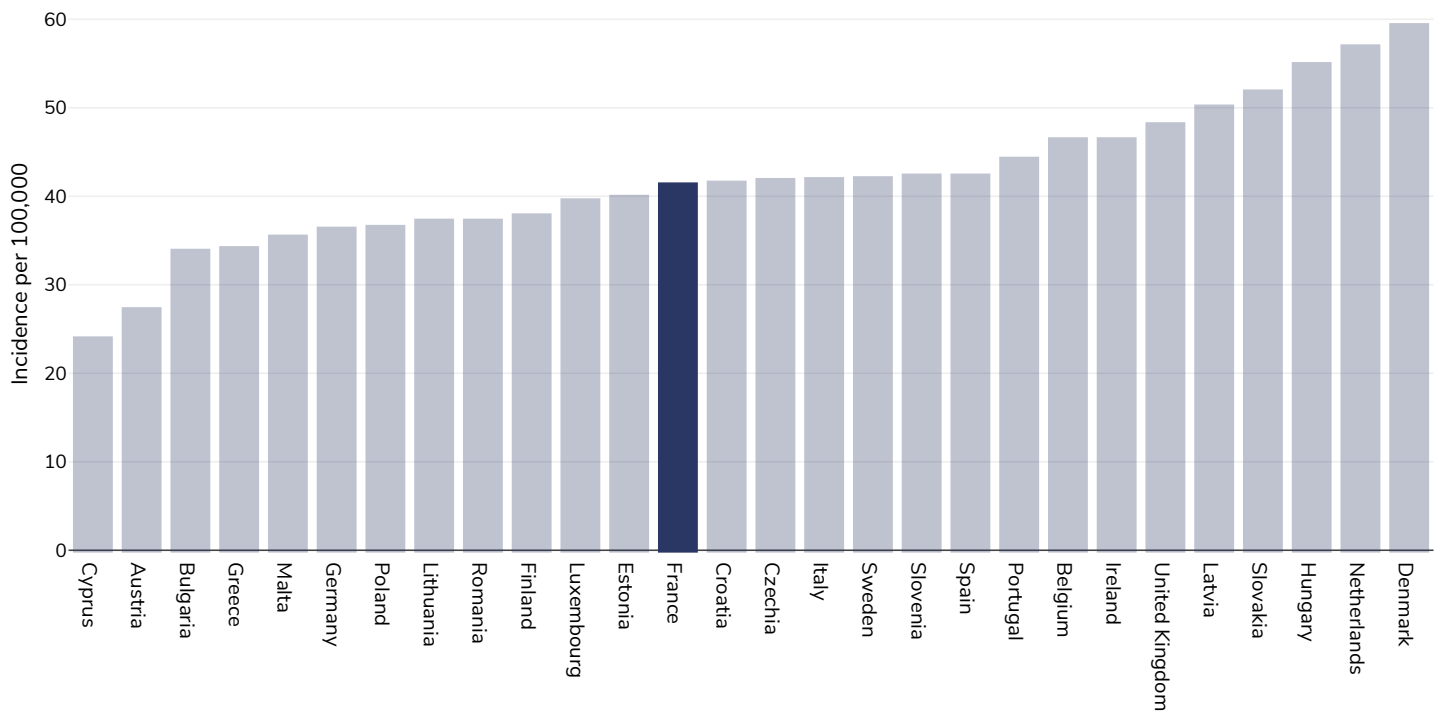
Age: 20+

Area covered: National

References: Ferlay J, Ervik M, Lam F, Colombet M, Mery L, Piñeros M, Znaor A, Soerjomataram I, Bray F (2020). Global Cancer Observatory: Cancer Today. Lyon, France: International Agency for Research on Cancer. Available from: <https://gco.iarc.fr/today>, accessed 10.01.2137

Definitions: Age-standardized incidence rates per 100 000

Women, 2020



Age: 20+

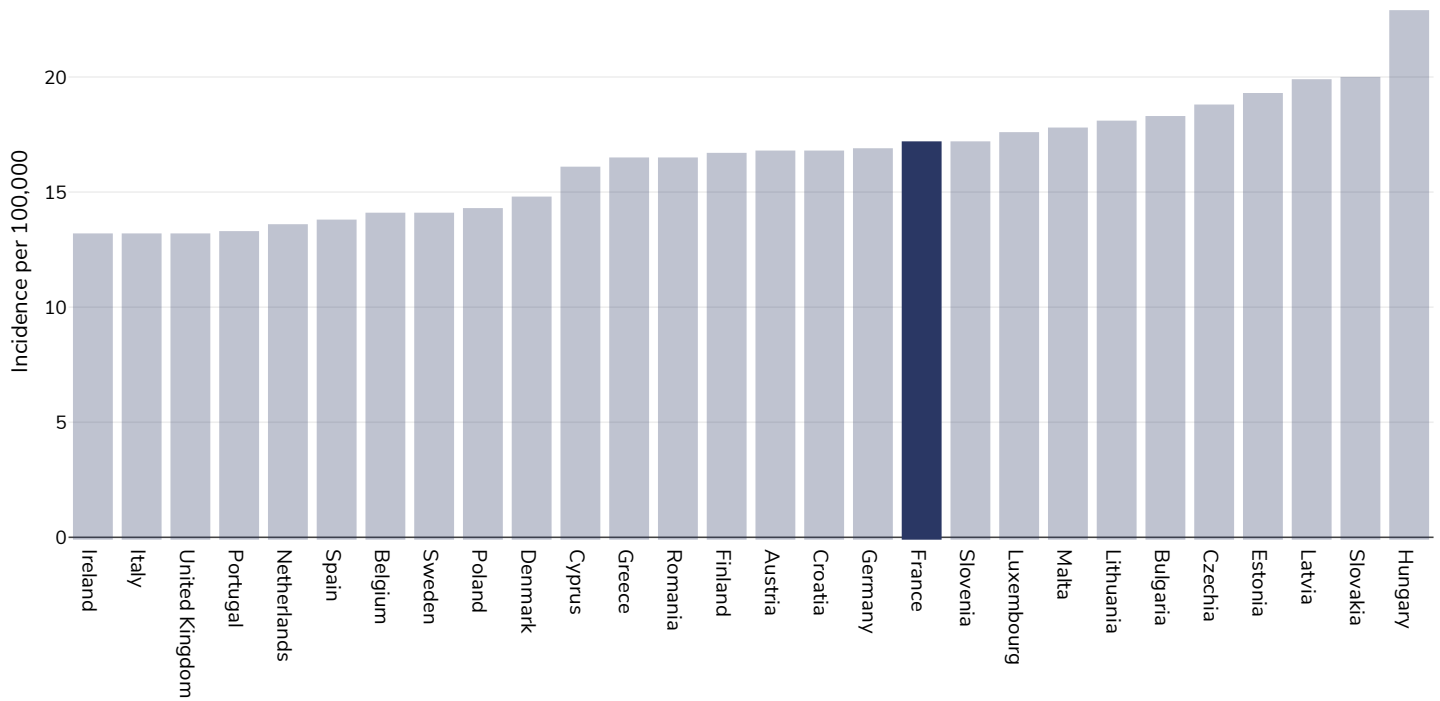
Area covered: National

References: Ferlay J, Ervik M, Lam F, Colombet M, Mery L, Piñeros M, Znaor A, Soerjomataram I, Bray F (2020). Global Cancer Observatory: Cancer Today. Lyon, France: International Agency for Research on Cancer. Available from: <https://gco.iarc.fr/today>, accessed 10.01.2137

Definitions: Age-standardized incidence rates per 100 000

Pancreatic cancer

Men, 2020



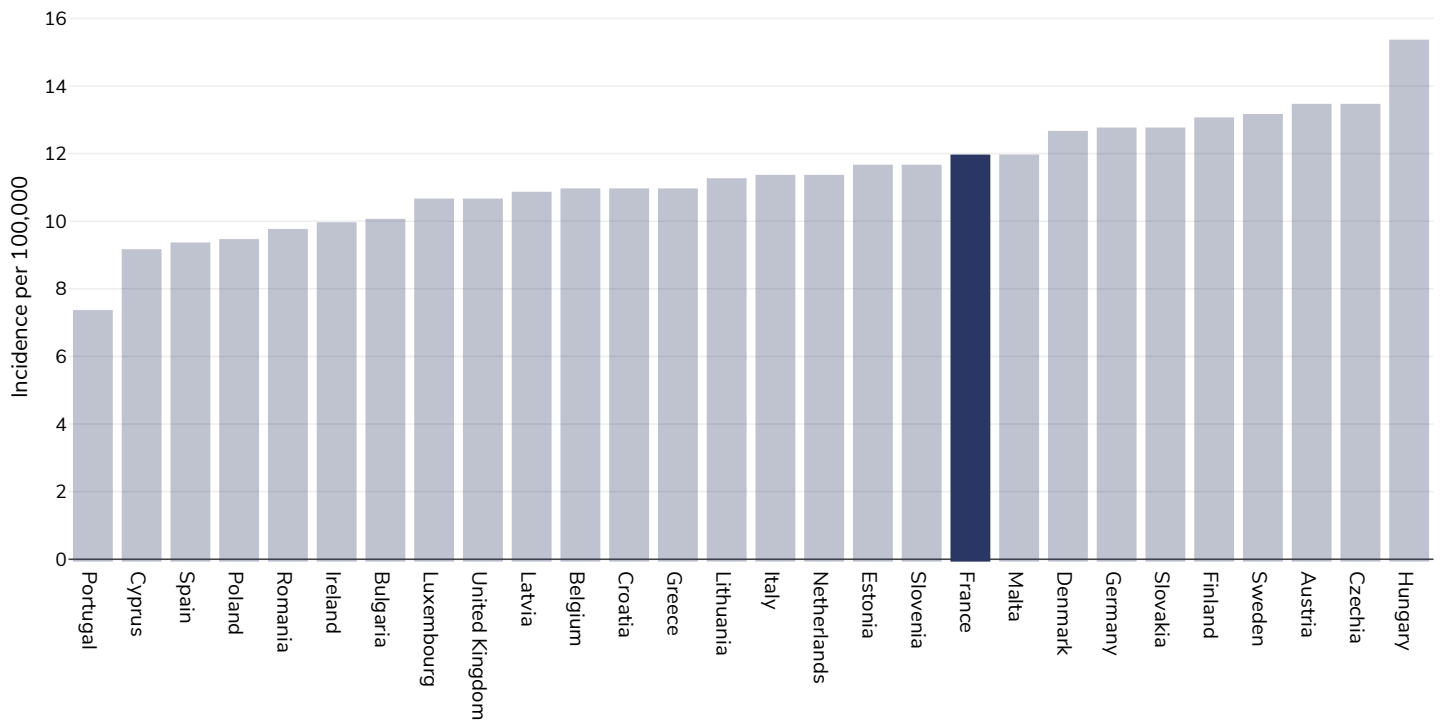
Age: 20+

Area covered: National

References: Ferlay J, Ervik M, Lam F, Colombet M, Mery L, Piñeros M, Znaor A, Soerjomataram I, Bray F (2020). Global Cancer Observatory: Cancer Today. Lyon, France: International Agency for Research on Cancer. Available from: <https://gco.iarc.fr/today>, accessed 10.01.2137

Definitions: Age-standardized incidence rates per 100 000

Women, 2020



Age: 20+

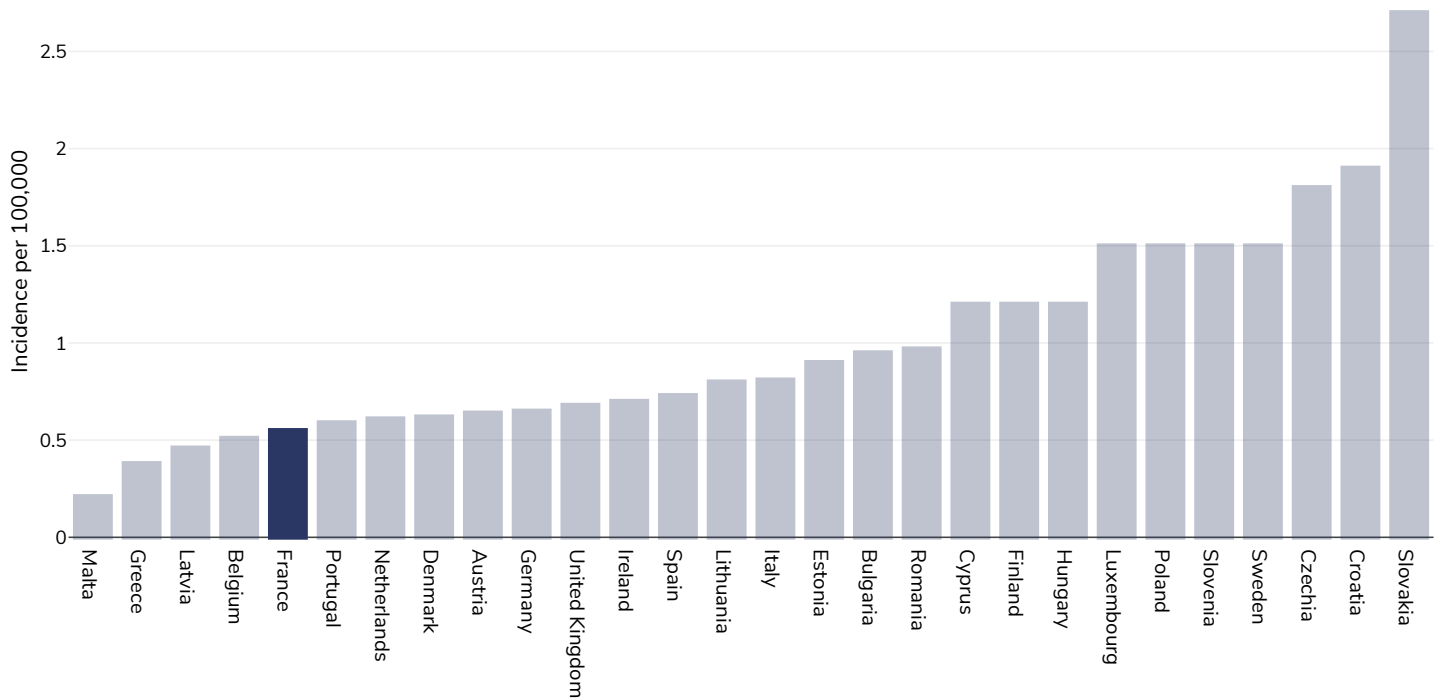
Area covered: National

References: Ferlay J, Ervik M, Lam F, Colombet M, Mery L, Piñeros M, Znaor A, Soerjomataram I, Bray F (2020). Global Cancer Observatory: Cancer Today. Lyon, France: International Agency for Research on Cancer. Available from: <https://gco.iarc.fr/today>, accessed 10.01.2137

Definitions: Age-standardized incidence rates per 100 000

Gallbladder cancer

Men, 2020



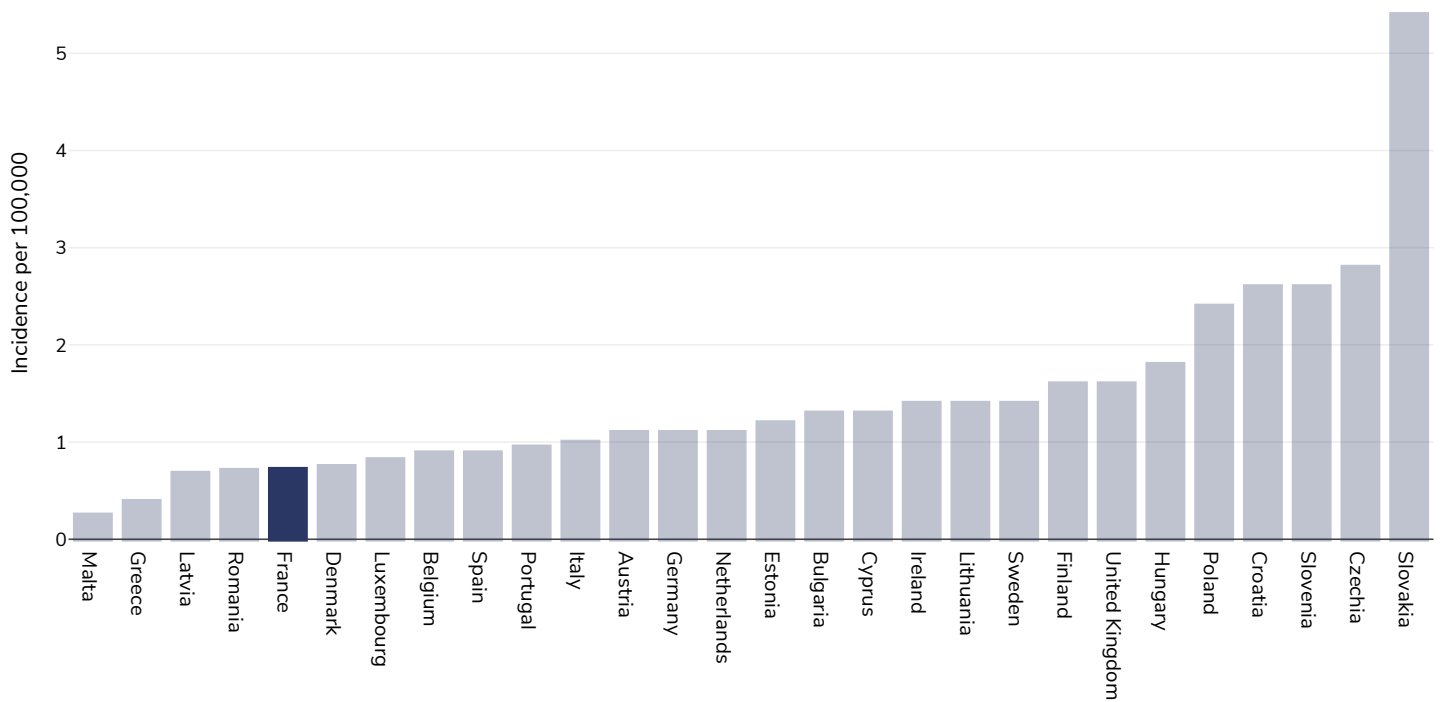
Age: 20+

Area covered: National

References: Ferlay J, Ervik M, Lam F, Colombet M, Mery L, Piñeros M, Znaor A, Soerjomataram I, Bray F (2020). Global Cancer Observatory: Cancer Today. Lyon, France: International Agency for Research on Cancer. Available from: <https://gco.iarc.fr/today>, accessed 10.01.2137

Definitions: Age-standardized incidence rates per 100 000

Women, 2020



Age: 20+

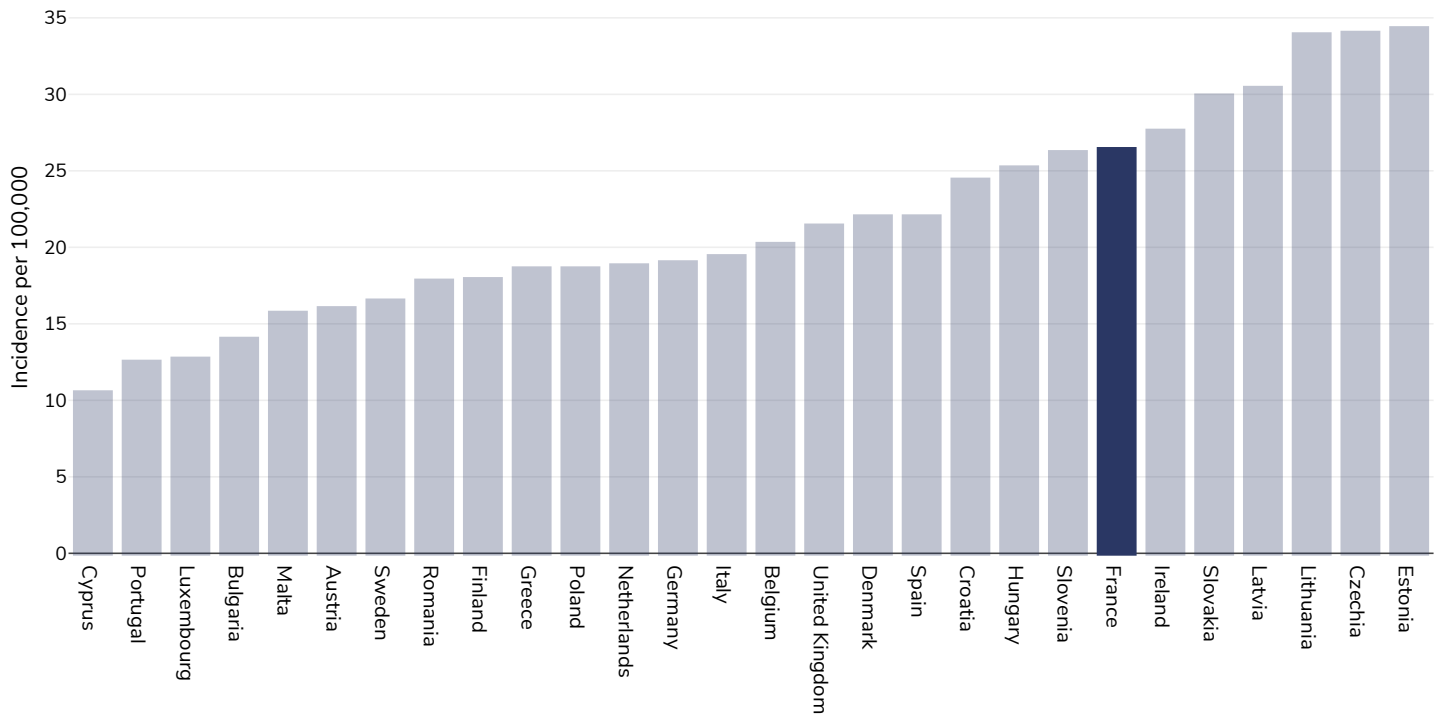
Area covered: National

References: Ferlay J, Ervik M, Lam F, Colombet M, Mery L, Piñeros M, Znaor A, Soerjomataram I, Bray F (2020). Global Cancer Observatory: Cancer Today. Lyon, France: International Agency for Research on Cancer. Available from: <https://gco.iarc.fr/today>, accessed 10.01.2137

Definitions: Age-standardized incidence rates per 100 000

Kidney cancer

Men, 2020



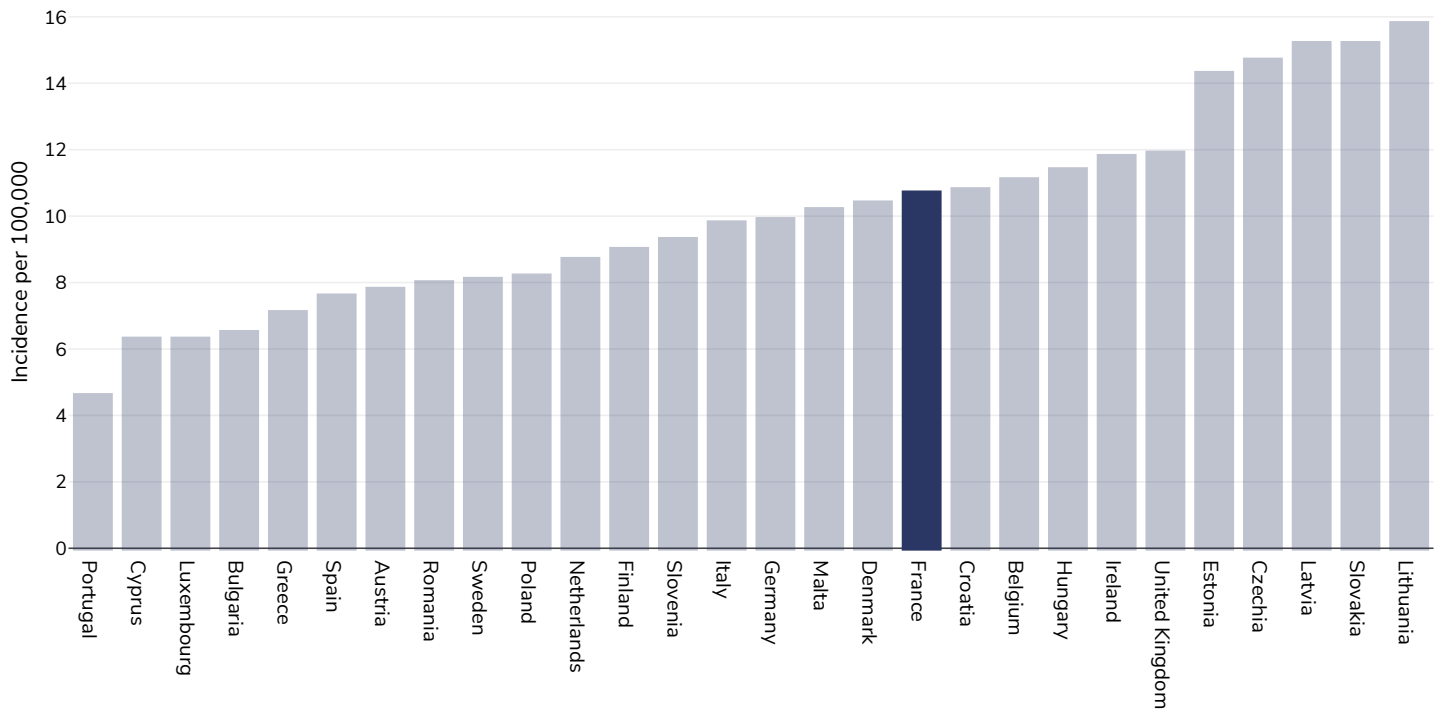
Age: 20+

Area covered: National

References: Ferlay J, Ervik M, Lam F, Colombet M, Mery L, Piñeros M, Znaor A, Soerjomataram I, Bray F (2020). Global Cancer Observatory: Cancer Today. Lyon, France: International Agency for Research on Cancer. Available from: <https://gco.iarc.fr/today>, accessed 10.01.2137

Definitions: Age-standardized incidence rates per 100 000

Women, 2020



Age: 20+

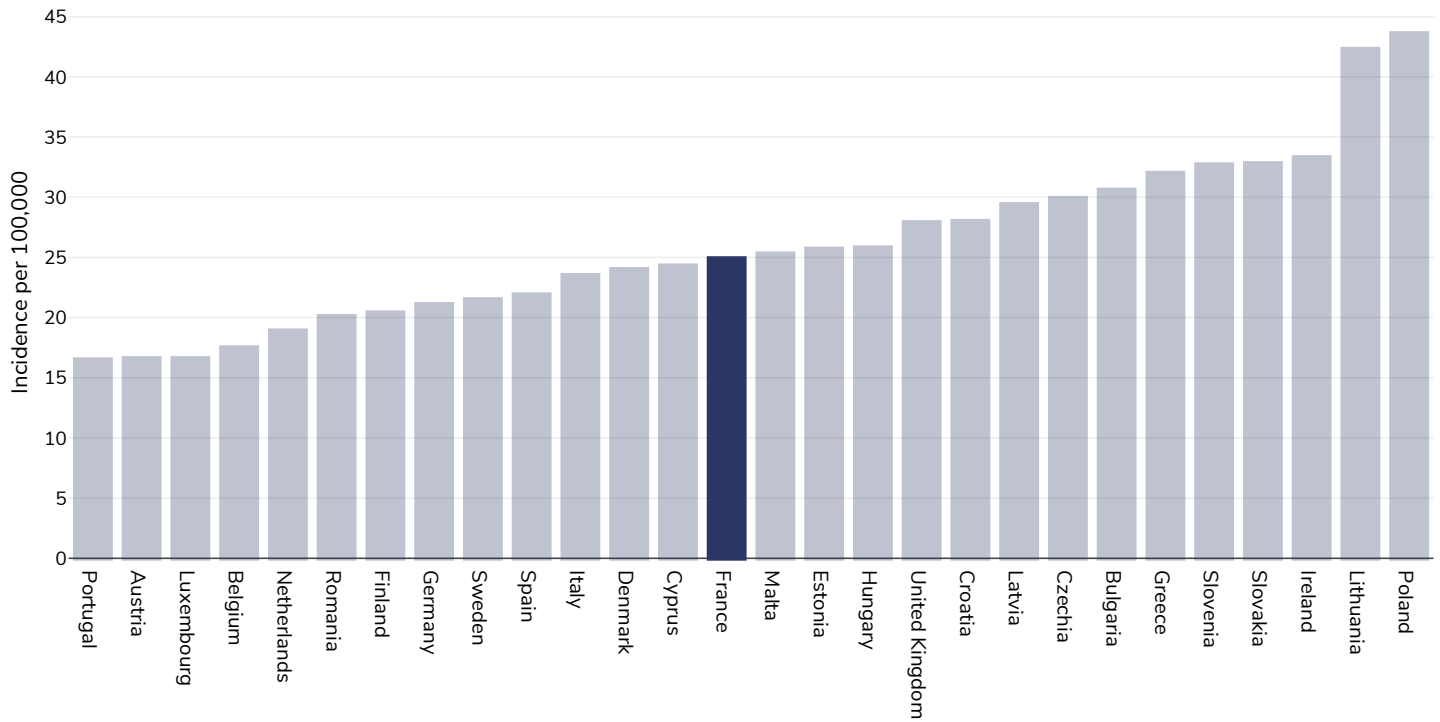
Area covered: National

References: Ferlay J, Ervik M, Lam F, Colombet M, Mery L, Piñeros M, Znaor A, Soerjomataram I, Bray F (2020). Global Cancer Observatory: Cancer Today. Lyon, France: International Agency for Research on Cancer. Available from: <https://gco.iarc.fr/today>, accessed 10.01.2137

Definitions: Age-standardized incidence rates per 100 000

Cancer of the uterus

Women, 2020



Age: 20+

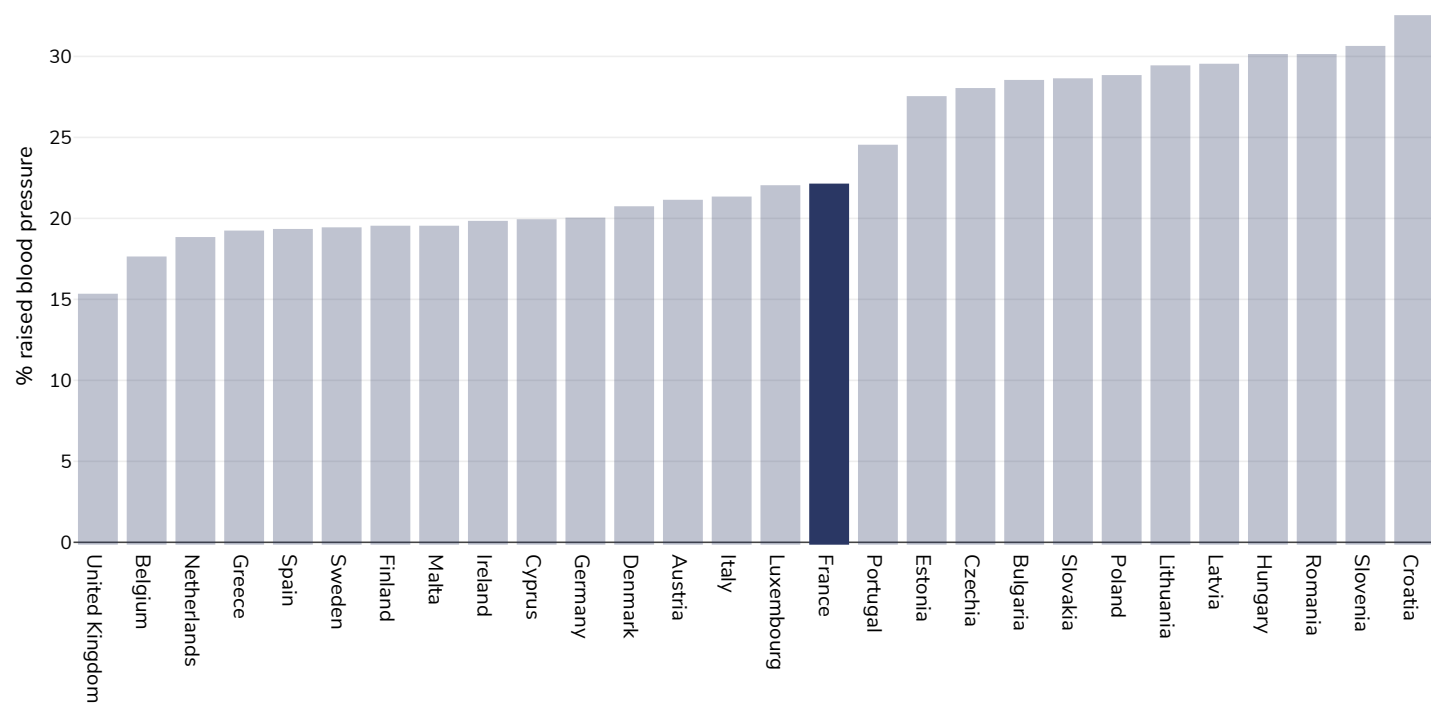
Area covered: National

References: Ferlay J, Ervik M, Lam F, Colombet M, Mery L, Piñeros M, Znaor A, Soerjomataram I, Bray F (2020). Global Cancer Observatory: Cancer Today. Lyon, France: International Agency for Research on Cancer. Available from: <https://gco.iarc.fr/today>, accessed 10.01.2137

Definitions: Age-standardized incidence rates per 100 000

Raised blood pressure

Adults, 2015



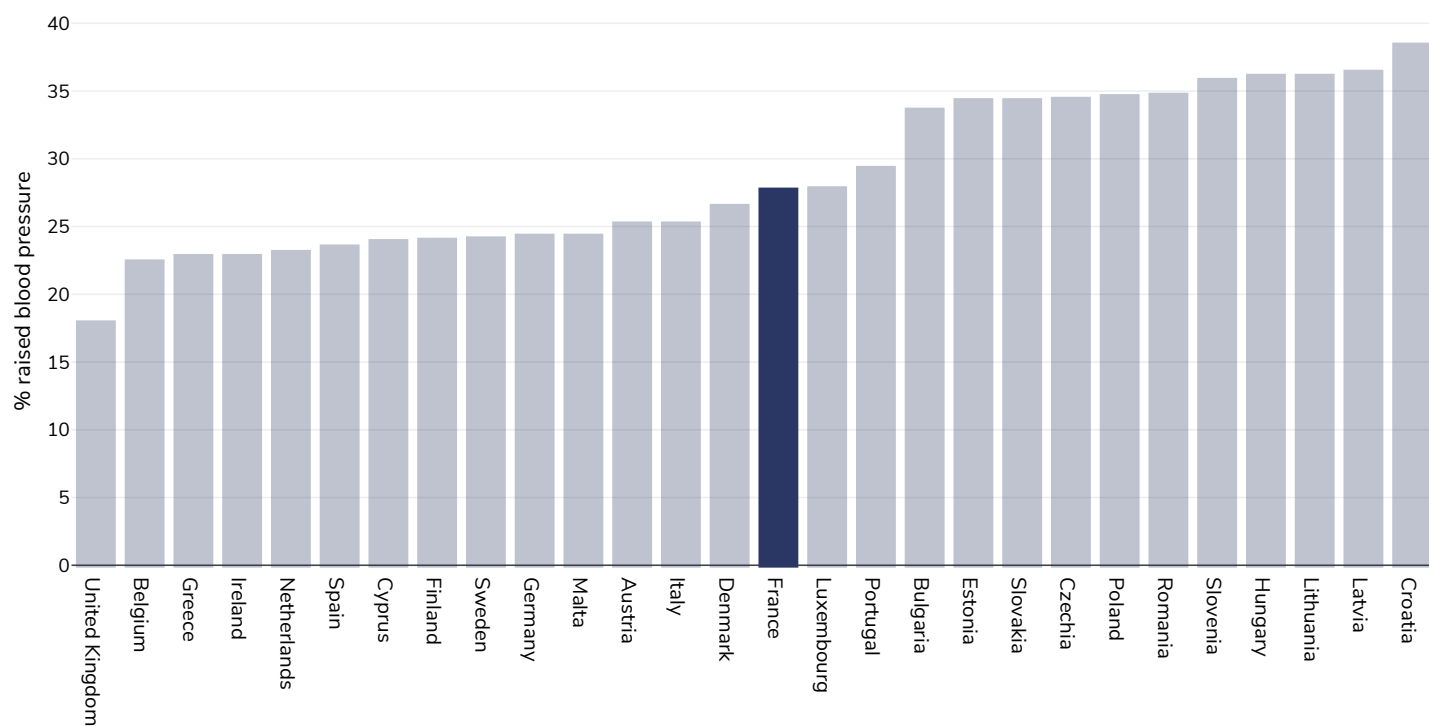
References:

Global Health Observatory data repository, World Health Organisation,
<http://apps.who.int/gho/data/node.main.A875?lang=en>

Definitions:

Age Standardised estimated % Raised blood pressure 2015 (SBP \geq 140 OR DBP \geq 90).

Men, 2015



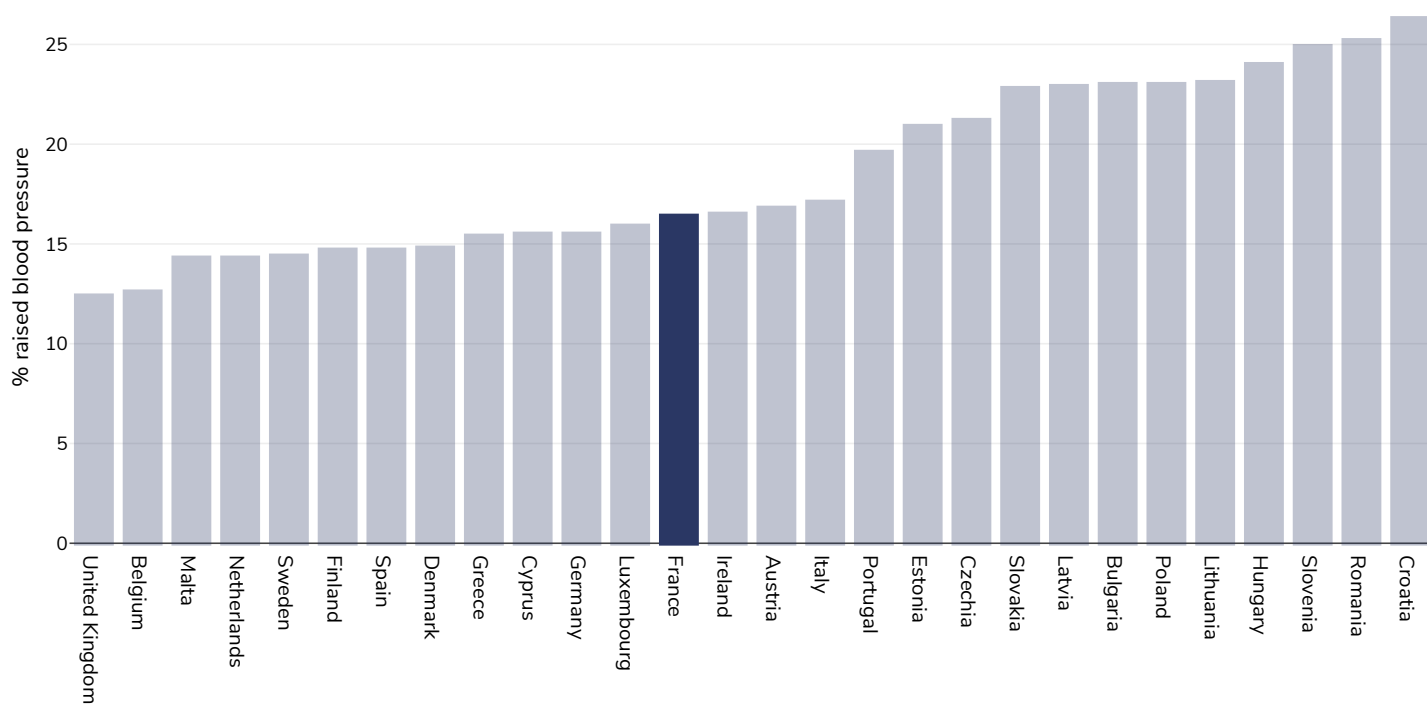
References:

Global Health Observatory data repository, World Health Organisation,
<http://apps.who.int/gho/data/node.main.A875?lang=en>

Definitions:

Age Standardised estimated % Raised blood pressure 2015 (SBP \geq 140 OR DBP \geq 90).

Women, 2015



References:

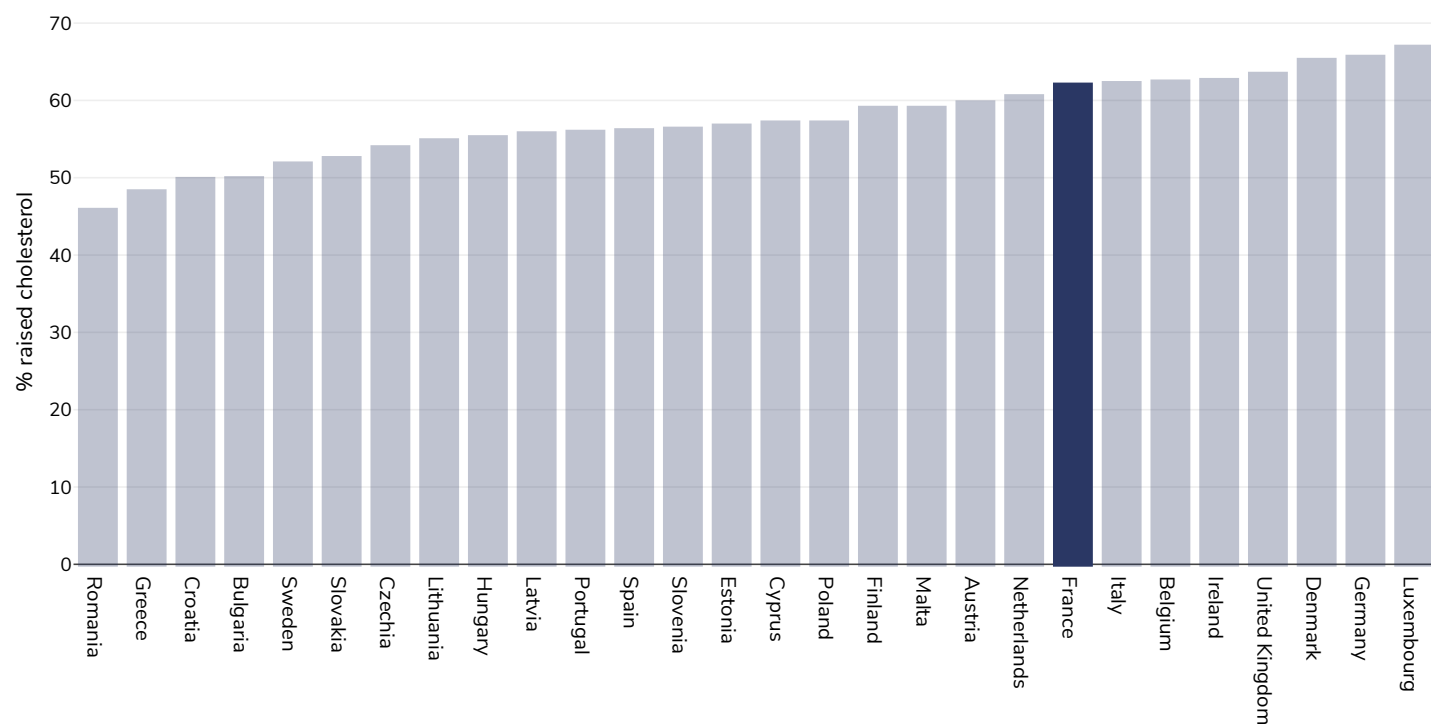
Global Health Observatory data repository, World Health Organisation,
<http://apps.who.int/gho/data/node.main.A875?lang=en>

Definitions:

Age Standardised estimated % Raised blood pressure 2015 (SBP \geq 140 OR DBP \geq 90).

Raised cholesterol

Adults, 2008



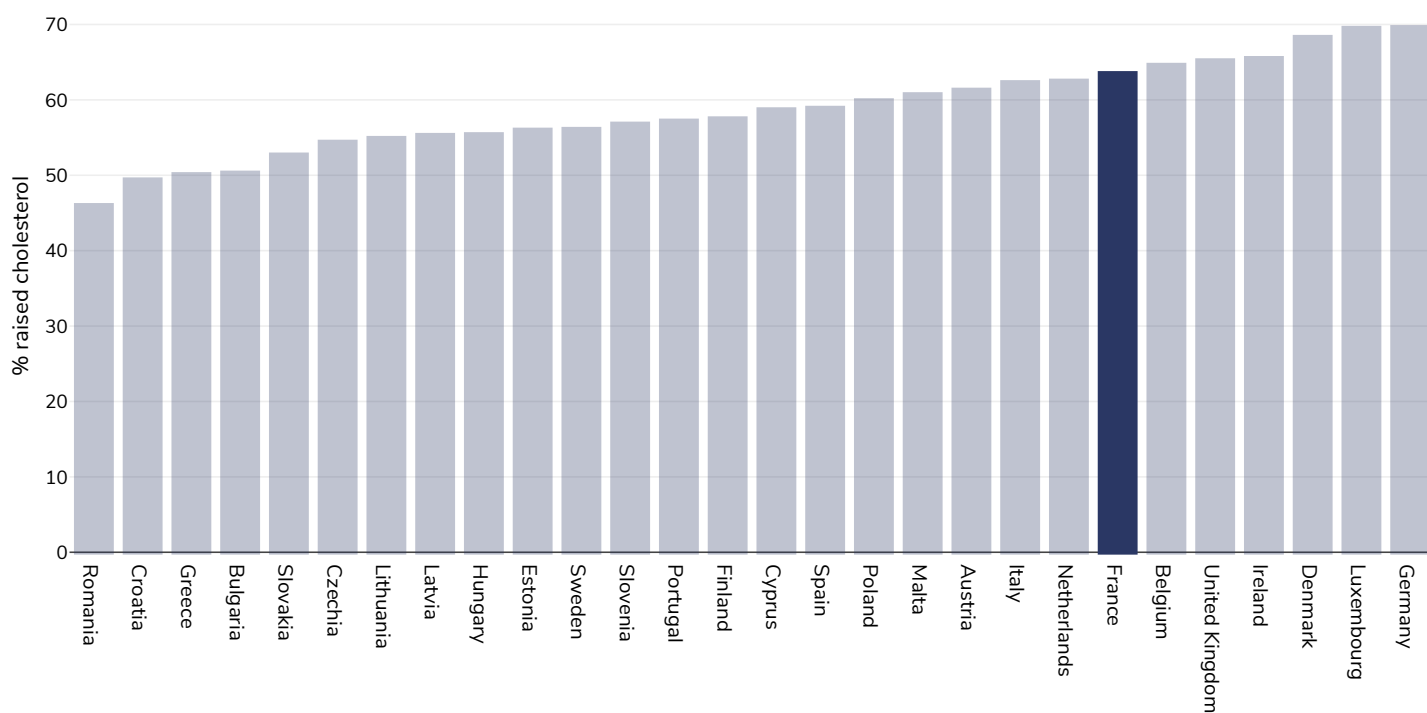
References:

Global Health Observatory data repository, World Health Organisation,
<http://apps.who.int/gho/data/node.main.A885>

Definitions:

% Raised total cholesterol (≥ 5.0 mmol/L) (age-standardized estimate).

Men, 2008



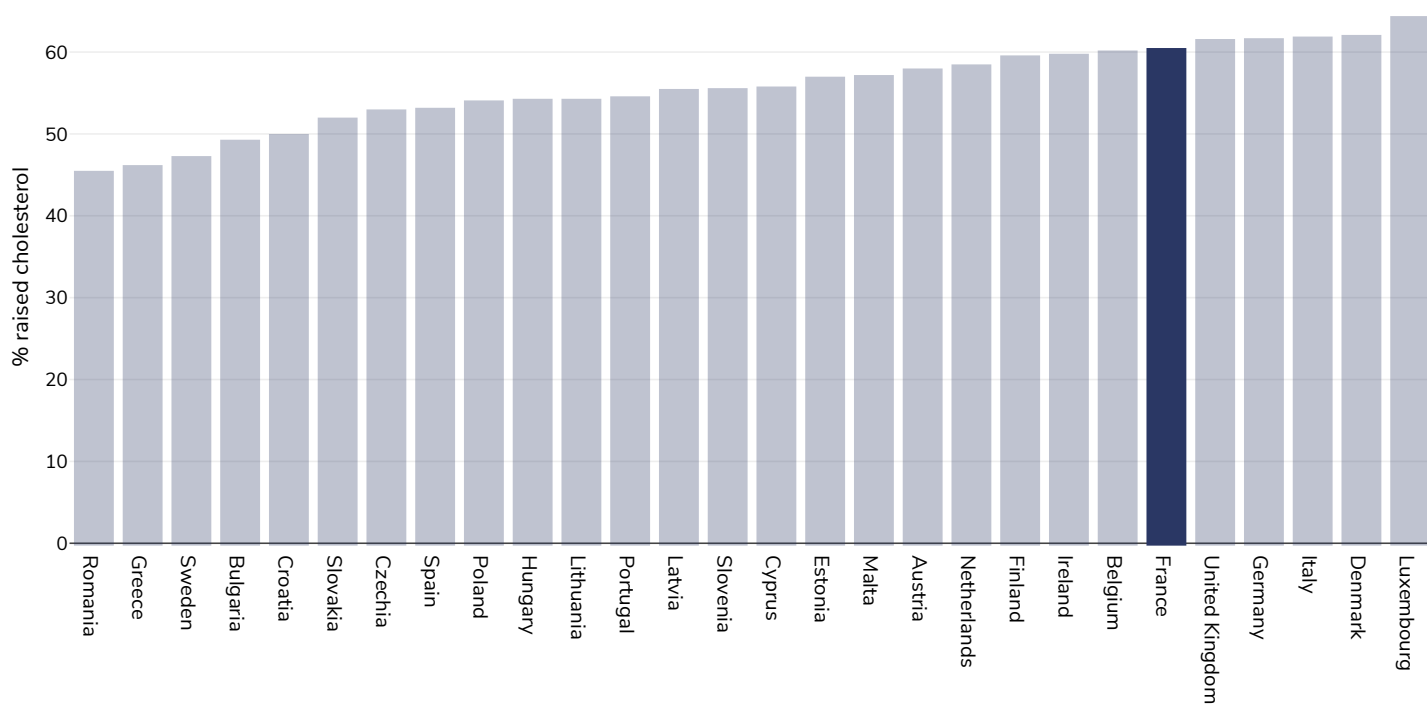
References:

Global Health Observatory data repository, World Health Organisation,
<http://apps.who.int/gho/data/node.main.A885>

Definitions:

% Raised total cholesterol (≥ 5.0 mmol/L) (age-standardized estimate).

Women, 2008



References:

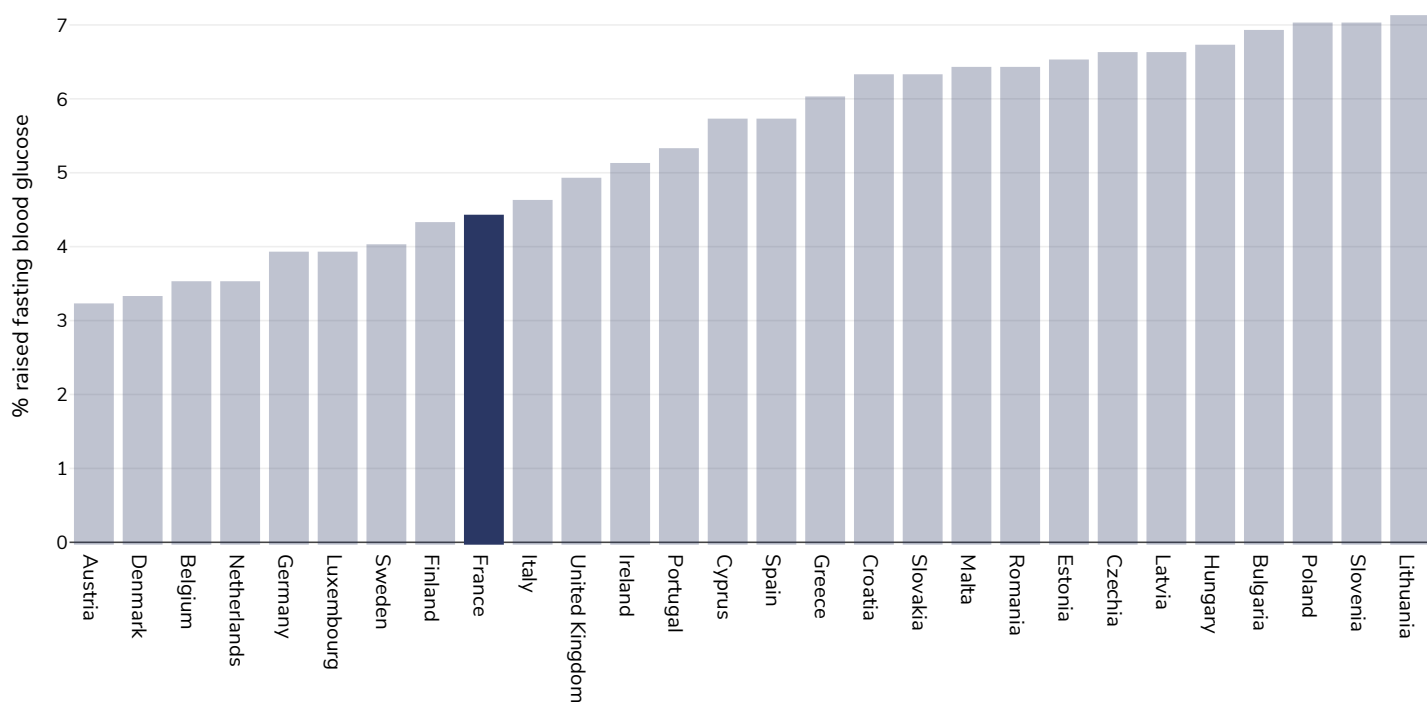
Global Health Observatory data repository, World Health Organisation,
<http://apps.who.int/gho/data/node.main.A885>

Definitions:

% Raised total cholesterol (≥ 5.0 mmol/L) (age-standardized estimate).

Raised fasting blood glucose

Men, 2014



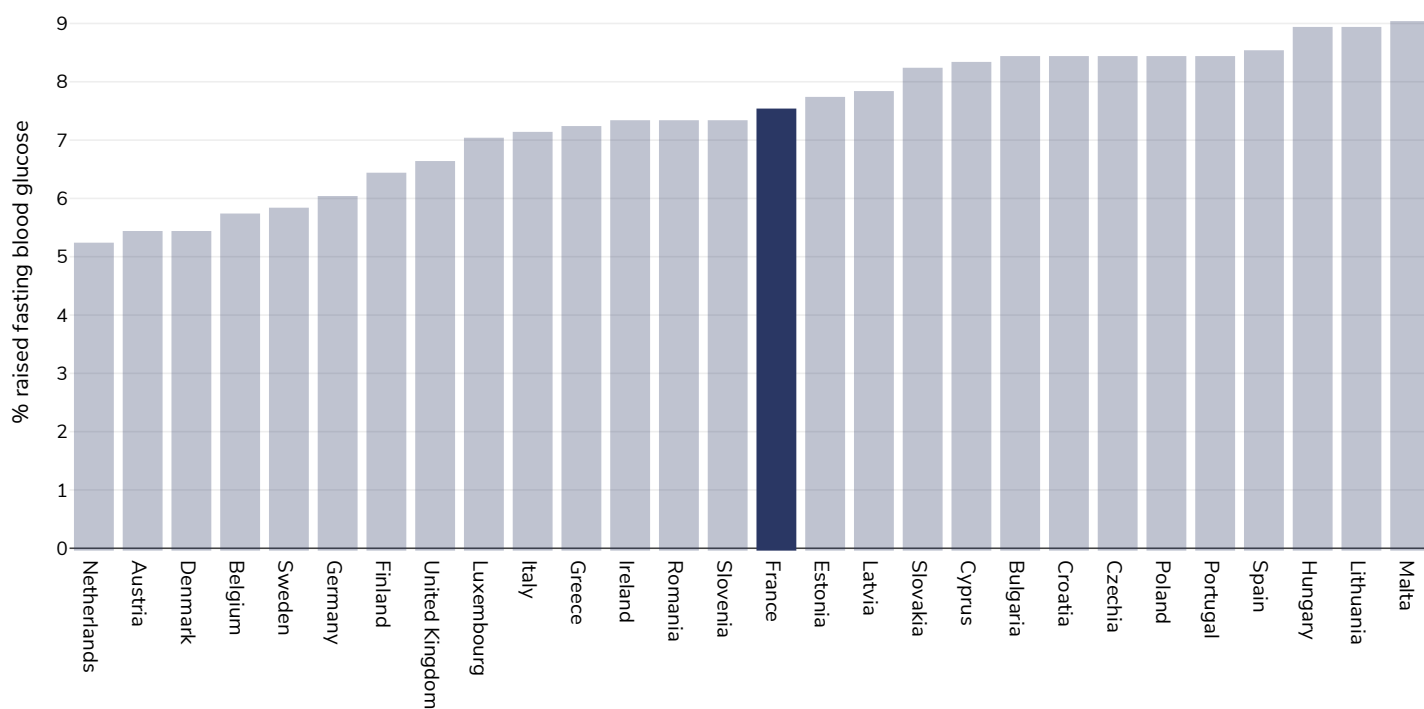
References:

Global Health Observatory data repository, World Health Organisation,
<http://apps.who.int/gho/data/node.main.A869?lang=en>

Definitions:

Age Standardised % raised fasting blood glucose (≥ 7.0 mmol/L or on medication).

Women, 2014



References:

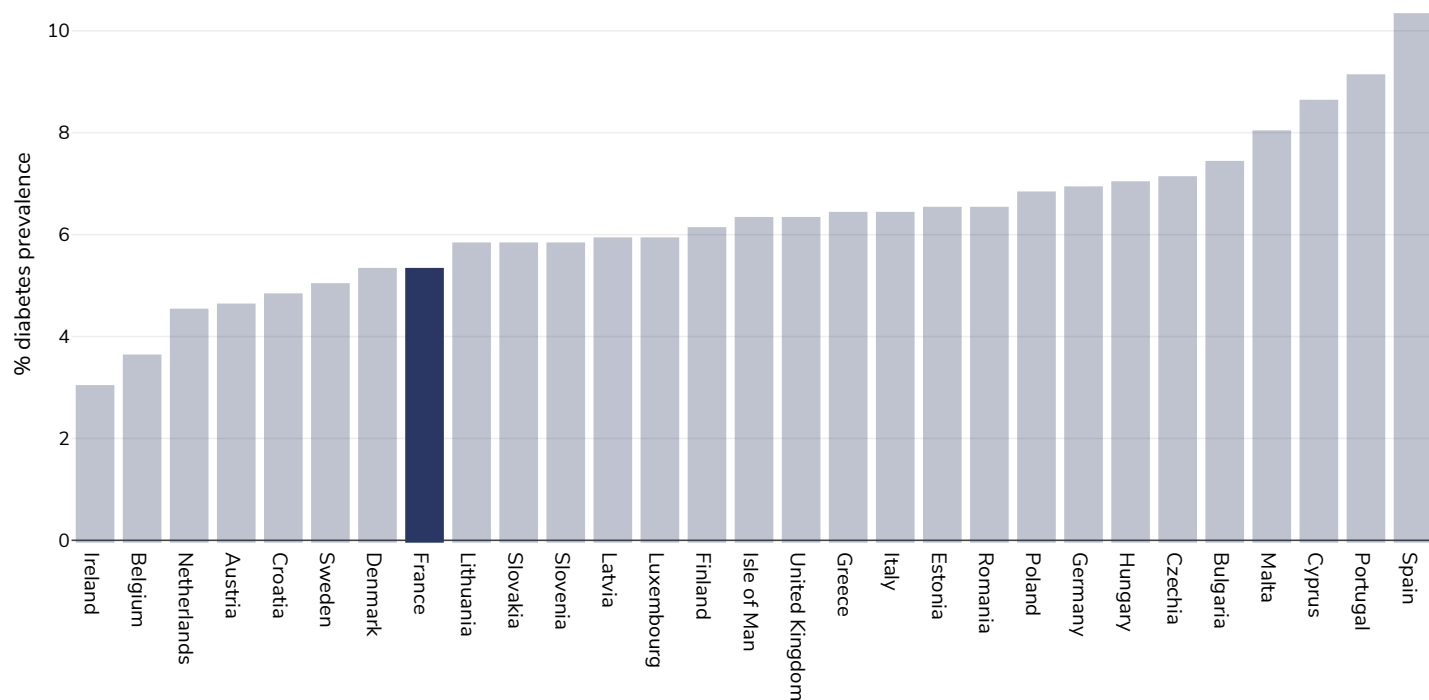
Global Health Observatory data repository, World Health Organisation,
<http://apps.who.int/gho/data/node.main.A869?lang=en>

Definitions:

Age Standardised % raised fasting blood glucose (≥ 7.0 mmol/L or on medication).

Diabetes prevalence

Adults, 2021



Age: 20-79

Area covered: National

References: Reproduced with kind permission International Diabetes Federation. IDF Diabetes Atlas, 10th edn. Brussels, Belgium:International Diabetes Federation, 2021. <http://www.diabetesatlas.org>

Definitions: Age-adjusted comparative prevalence of diabetes, %

Contextual factors

Disclaimer: These contextual factors should be interpreted with care. Results are updated as regularly as possible and use very specific criteria. The criteria used and full definitions are available for download at the bottom of this page.



Labelling

Is there mandatory nutrition labelling?	
Front-of-package labelling?	
Back-of-pack nutrition declaration?	
Color coding?	
Warning label?	



Regulation and marketing

Are there fiscal policies on unhealthy products?	✓
Tax on unhealthy foods?	✗
Tax on unhealthy drinks?	✓
Are there fiscal policies on healthy products?	✗
Subsidy on fruits?	✗
Subsidy on vegetables?	✗
Subsidy on other healthy products?	✗
Mandatory limit or ban of trans fat (all settings)?	✓
Mandatory limit of trans fats in place (all settings)?	✓
Ban on trans-fats or phos in place (all settings)?	✗
Are there any mandatory policies/marketing restrictions on the promotion of unhealthy food/drinks to children?	✓
Mandatory restriction on broadcast media?	✓
Mandatory restriction on non-broadcast media?	✗
Voluntary policies/marketing restrictions on the promotion of unhealthy food/drinks to children?	✗
Are there mandatory standards for food in schools?	✓
Are there any mandatory nutrient limits in any manufactured food products?	✗
Nutrition standards for public sector procurement?	✗



Political will and support

National obesity strategy or nutrition and physical activity national strategy?	✓
National obesity strategy?	✓
National childhood obesity strategy?	✓
Comprehensive nutrition strategy?	✓
Comprehensive physical activity strategy?	✓
Evidence-based dietary guidelines and/or RDAs?	✓
National target(s) on reducing obesity?	✓
Guidelines/policy on obesity treatment?	✓
Promotion of breastfeeding?	✓



Monitoring and surveillance

Monitoring of the prevalence and incidence for the main obesity-related NCDs and risk factors?	✓
Within 5 years?	✓



Governance and resource

Multi-sectoral national co-ordination mechanism for obesity or nutrition (including obesity)?	✓
---	---

Key

- ✓ Present
- ✓_v Present (voluntary)
- ✓ Incoming
- ✗ Absent
- ? Unknown

Last updated June 26, 2023

PDF created on May 7, 2024