



Federated States of Micronesia



Country report card - adults

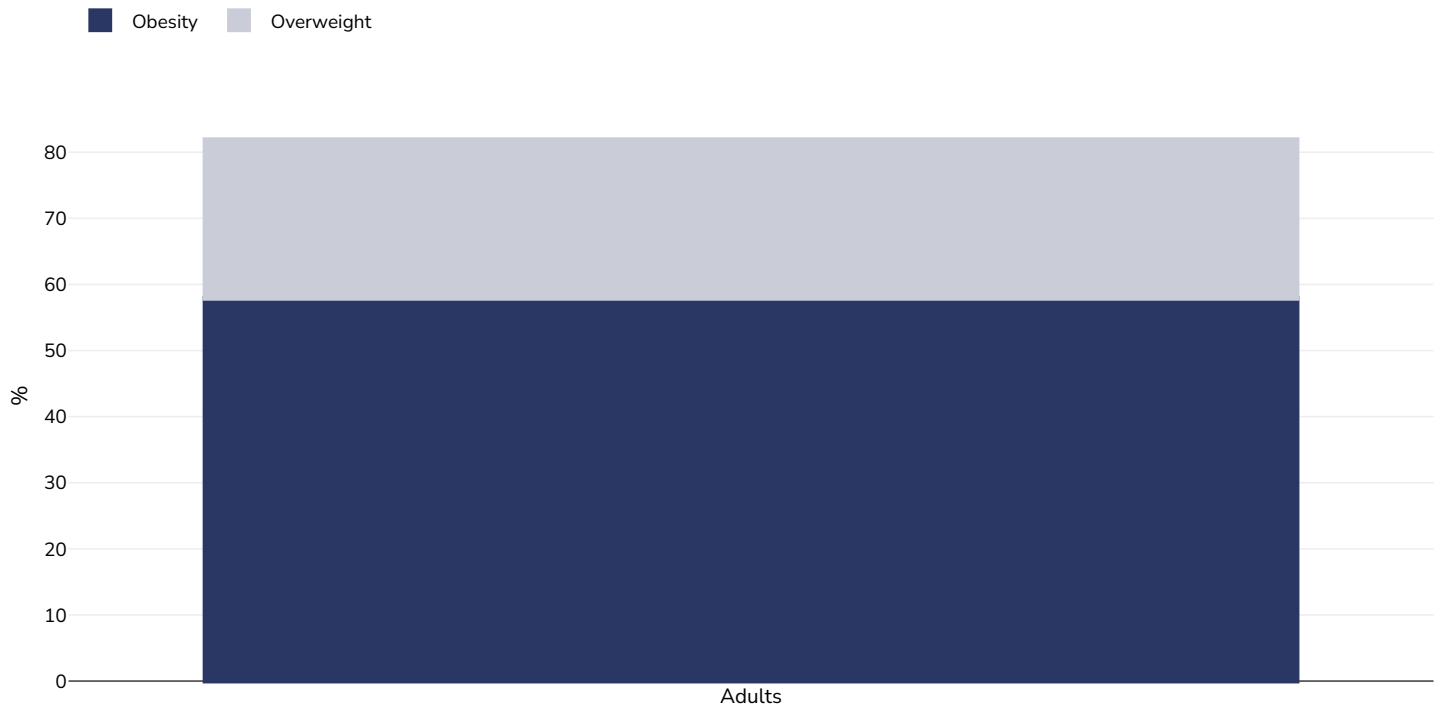
This report card contains the latest data available on the Global Obesity Observatory on overweight and obesity for adults. Where available, data on common and relevant obesity drivers and comorbidities are also presented.

View the latest version of this report on the Global Obesity Observatory at <https://data.worldobesity.org/country/federated-states-of-micronesia-68/>.

Contents	Page
Obesity prevalence	3
Overweight/obesity by education	4
Overweight/obesity by age	5
Double burden of underweight & overweight	6
Insufficient physical activity	7
Mental health - depression disorders	9
Mental health - anxiety disorders	12
Raised blood pressure	15
Raised cholesterol	18
Raised fasting blood glucose	21
Diabetes prevalence	23

Obesity prevalence

Adults, 2023-2024

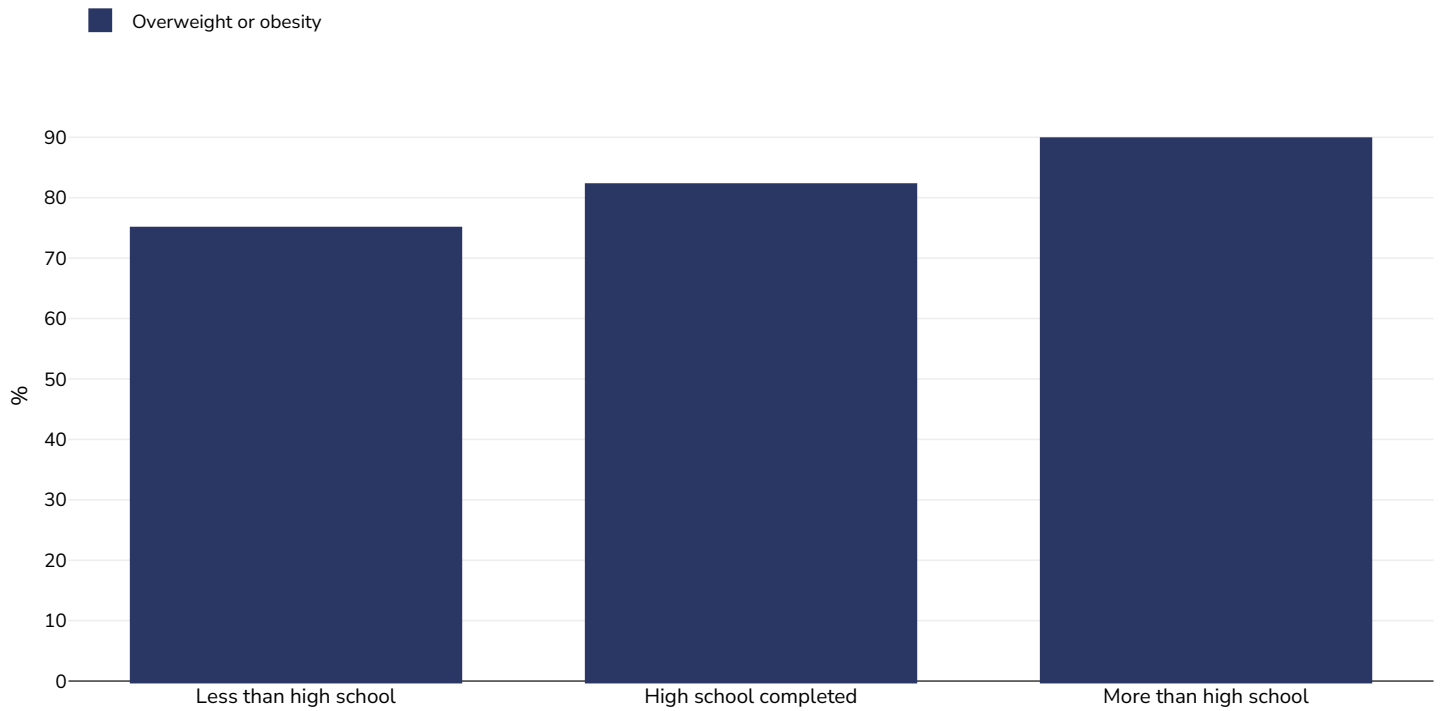


Survey type:	Measured
Age:	18+
Sample size:	711
Area covered:	Regional
References:	Kosrae, Federated States of Micronesia: Adult Hybrid Survey 2023. https://www.pihoa.org/wp-content/uploads/2025/06/Kosrae-Hybrid-Survey-2023_endorsed_06252025.pdf [Accessed 25.11.25]
Notes:	Kosrae

Unless otherwise noted, overweight refers to a BMI between 25kg and 29.9kg/m², obesity refers to a BMI greater than 30kg/m².

Overweight/obesity by education

Adults, 2023-2024

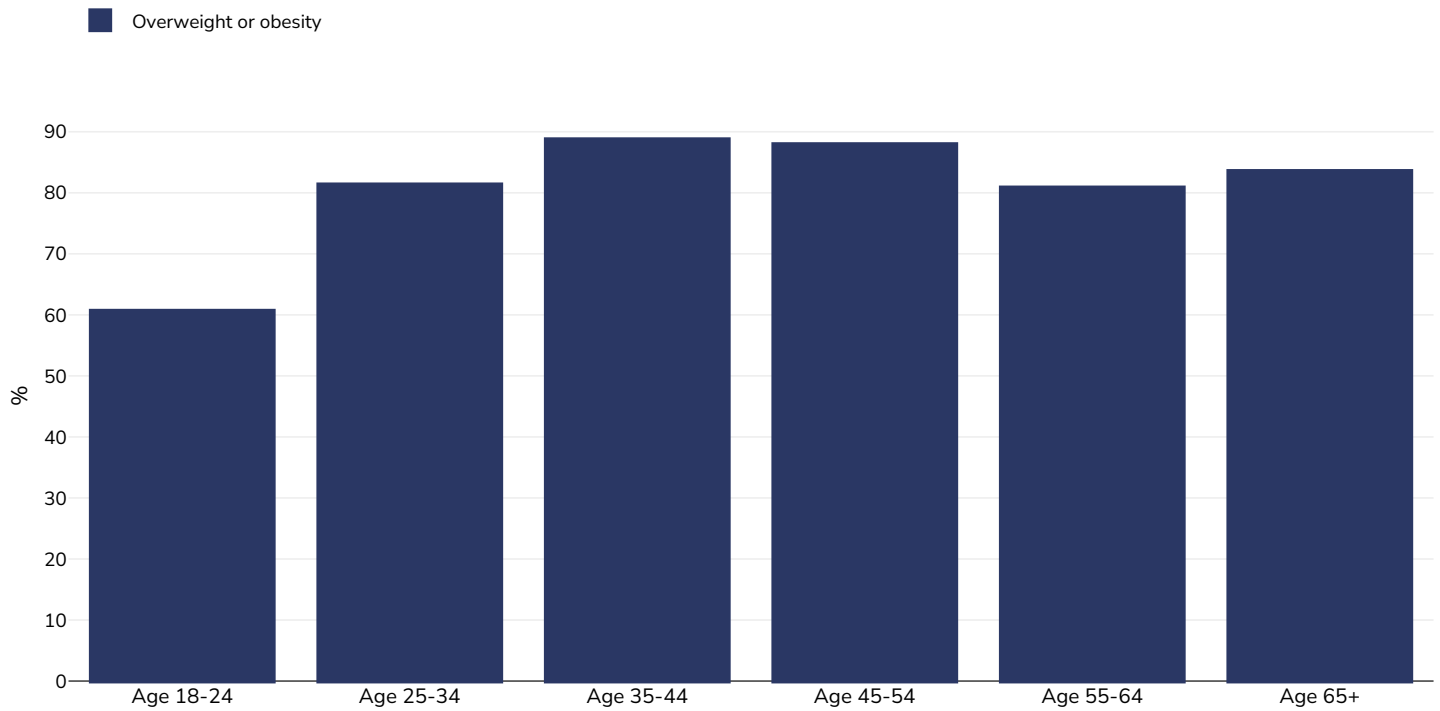


Survey type:	Measured
Age:	18+
Sample size:	711
Area covered:	Regional
References:	Kosrae, Federated States of Micronesia: Adult Hybrid Survey 2023. https://www.pihoa.org/wp-content/uploads/2025/06/Kosrae-Hybrid-Survey-2023_endorsed_06252025.pdf [Accessed 25.11.25]
Notes:	Kosrae

Unless otherwise noted, overweight refers to a BMI between 25kg and 29.9kg/m², obesity refers to a BMI greater than 30kg/m².

Overweight/obesity by age

Adults, 2023-2024

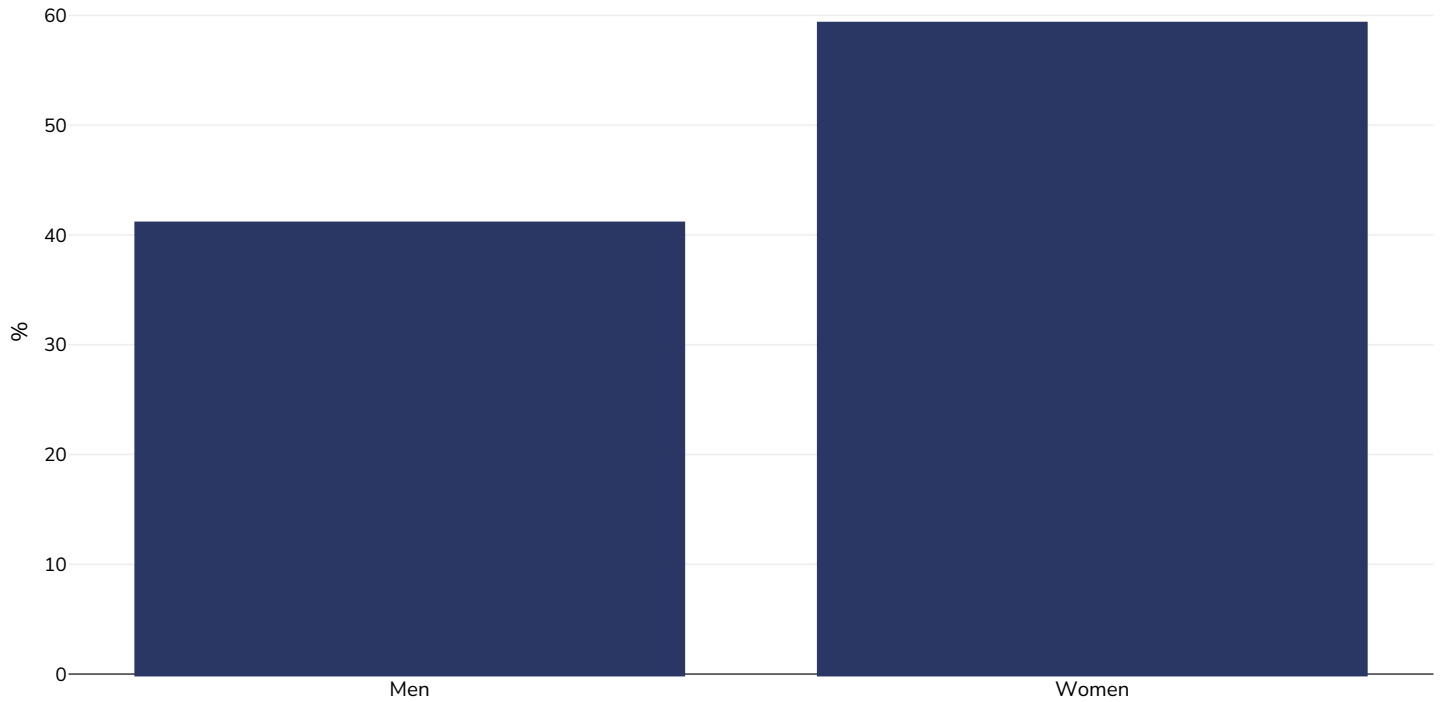


Survey type:	Measured
Sample size:	711
Area covered:	Regional
References:	Kosrae, Federated States of Micronesia: Adult Hybrid Survey 2023. https://www.pihoa.org/wp-content/uploads/2025/06/Kosrae-Hybrid-Survey-2023_endorsed_06252025.pdf [Accessed 25.11.25]
Notes:	Kosrae

Unless otherwise noted, overweight refers to a BMI between 25kg and 29.9kg/m², obesity refers to a BMI greater than 30kg/m².

Double burden of underweight & overweight

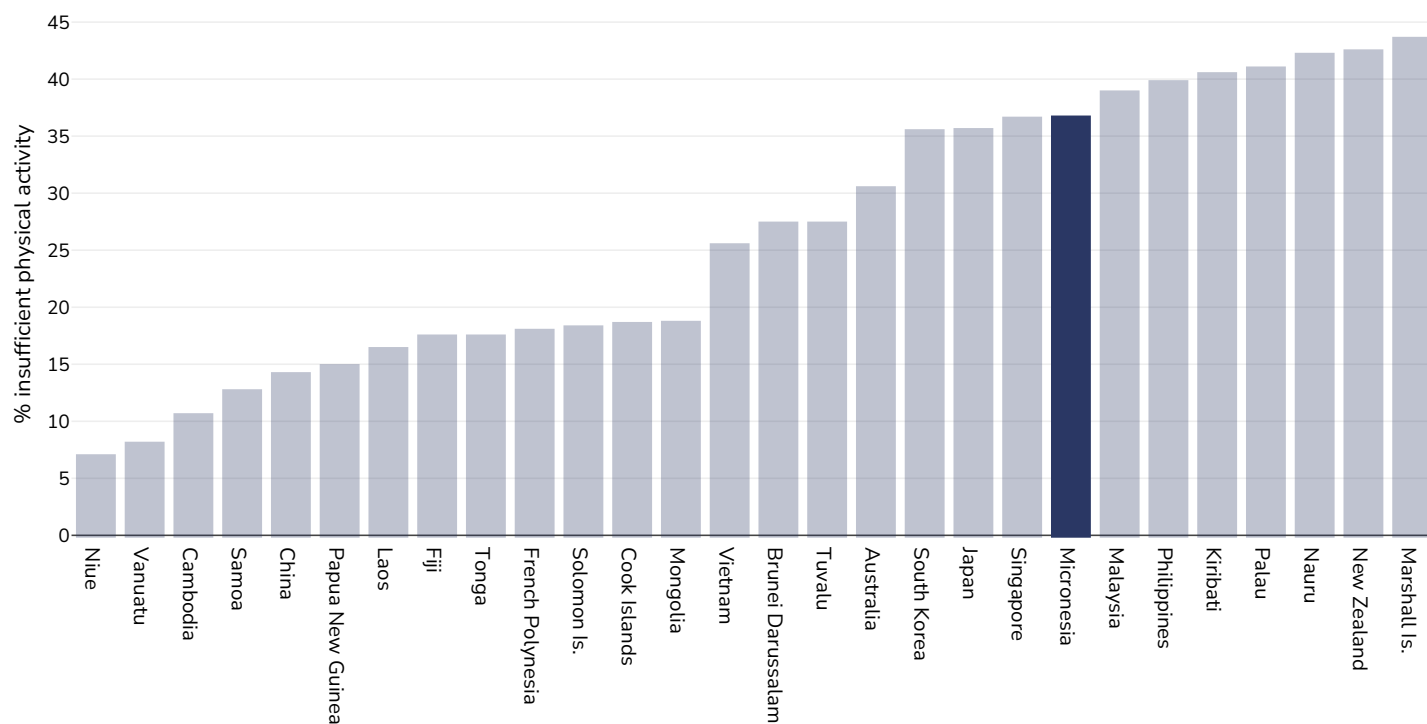
Adults, 2022



Survey type:	Measured
Age:	20+
References:	NCD Risk Factor Collaboration (NCD-RisC). Worldwide trends in underweight and obesity from 1990 to 2022: a pooled analysis of 3663 population representative studies with 222 million children, adolescents, and adults. Lancet 2024; published online Feb 29. https://doi.org/10.1016/S0140-6736(23)02750-2 .
Notes:	Age Standardised estimates
Definitions:	Combined prevalence of BMI<18.5 kg/m ² and BMI>=30 kg/m ² (double burden of underweight and obesity)

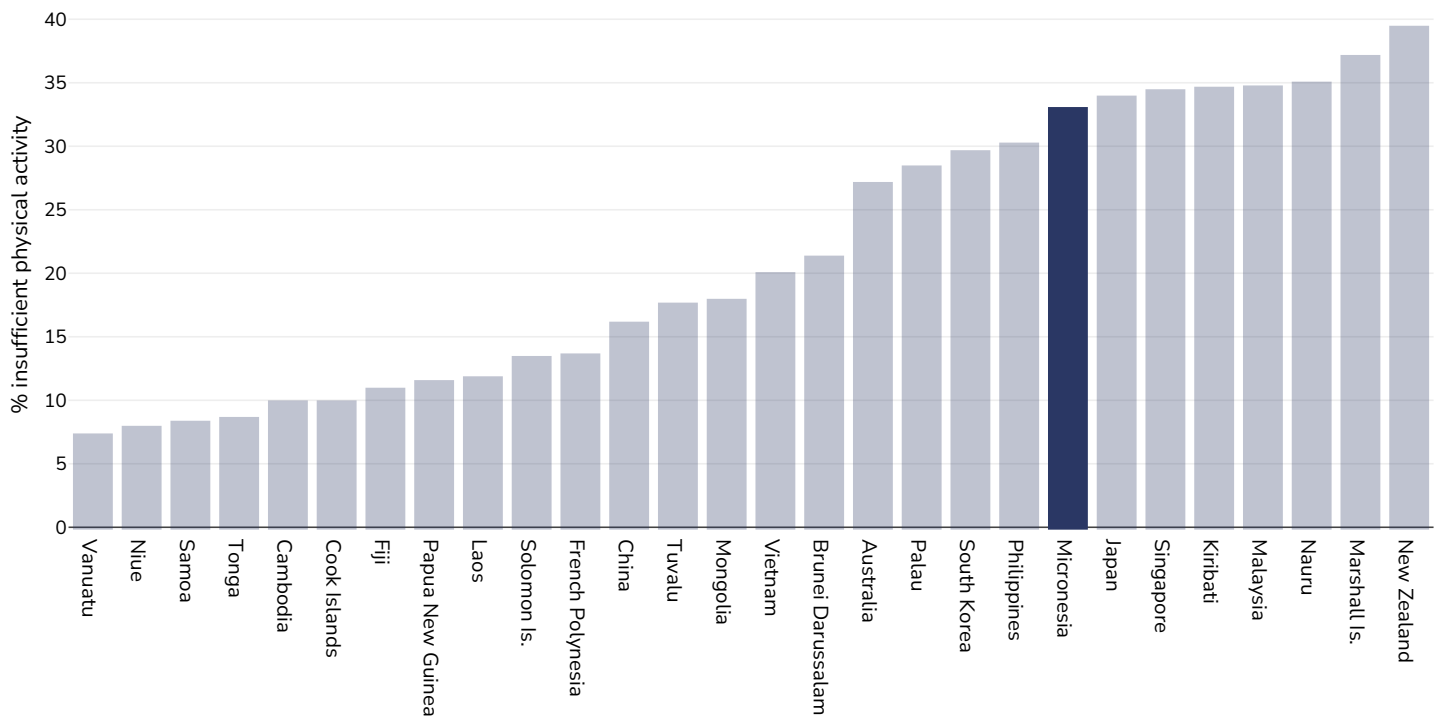
Insufficient physical activity

Adults, 2016



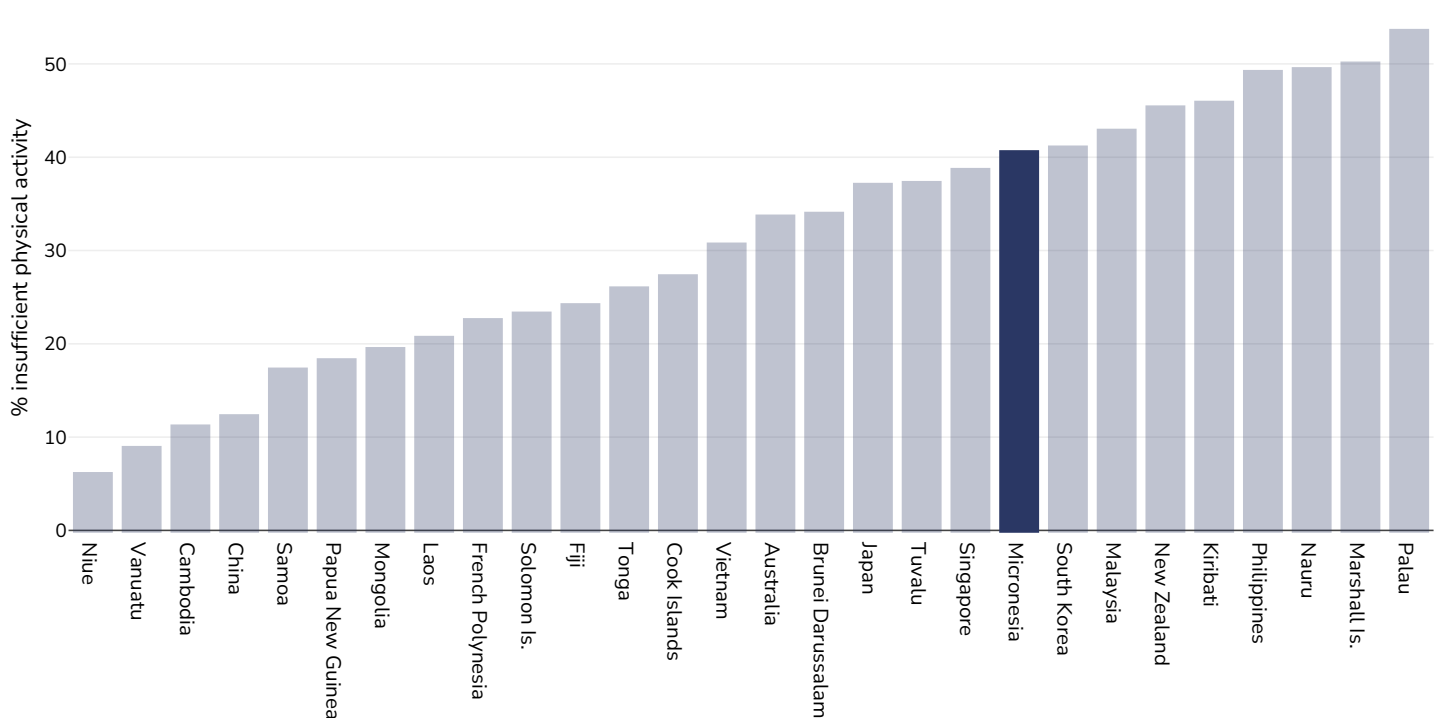
References: Guthold R, Stevens GA, Riley LM, Bull FC. Worldwide trends in insufficient physical activity from 2001 to 2016: a pooled analysis of 358 population-based surveys with 1.9 million participants. Lancet 2018 [http://dx.doi.org/10.1016/S2214-109X\(18\)30357-7](http://dx.doi.org/10.1016/S2214-109X(18)30357-7)

Men, 2016



References: Guthold R, Stevens GA, Riley LM, Bull FC. Worldwide trends in insufficient physical activity from 2001 to 2016: a pooled analysis of 358 population-based surveys with 1.9 million participants. Lancet 2018 [http://dx.doi.org/10.1016/S2214-109X\(18\)30357-7](http://dx.doi.org/10.1016/S2214-109X(18)30357-7)

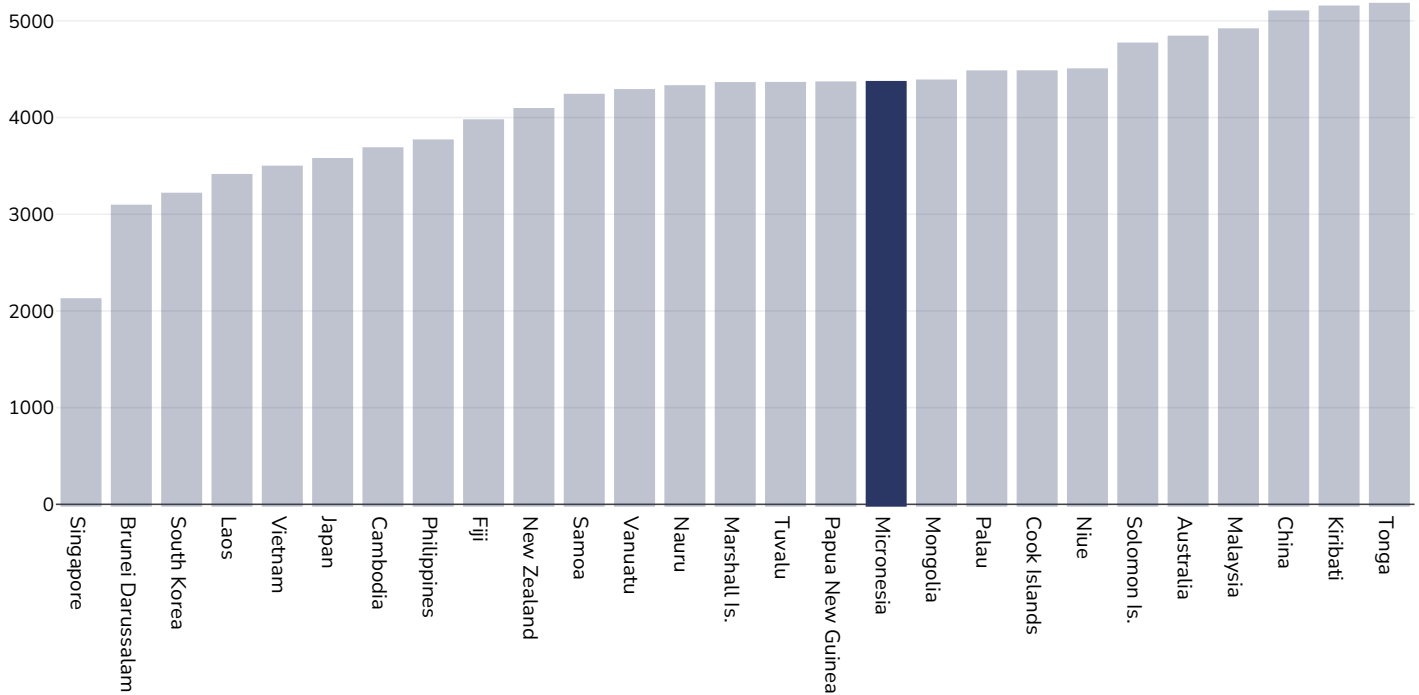
Women, 2016



References: Guthold R, Stevens GA, Riley LM, Bull FC. Worldwide trends in insufficient physical activity from 2001 to 2016: a pooled analysis of 358 population-based surveys with 1.9 million participants. Lancet 2018 [http://dx.doi.org/10.1016/S2214-109X\(18\)30357-7](http://dx.doi.org/10.1016/S2214-109X(18)30357-7)

Mental health - depression disorders

Adults, 2023



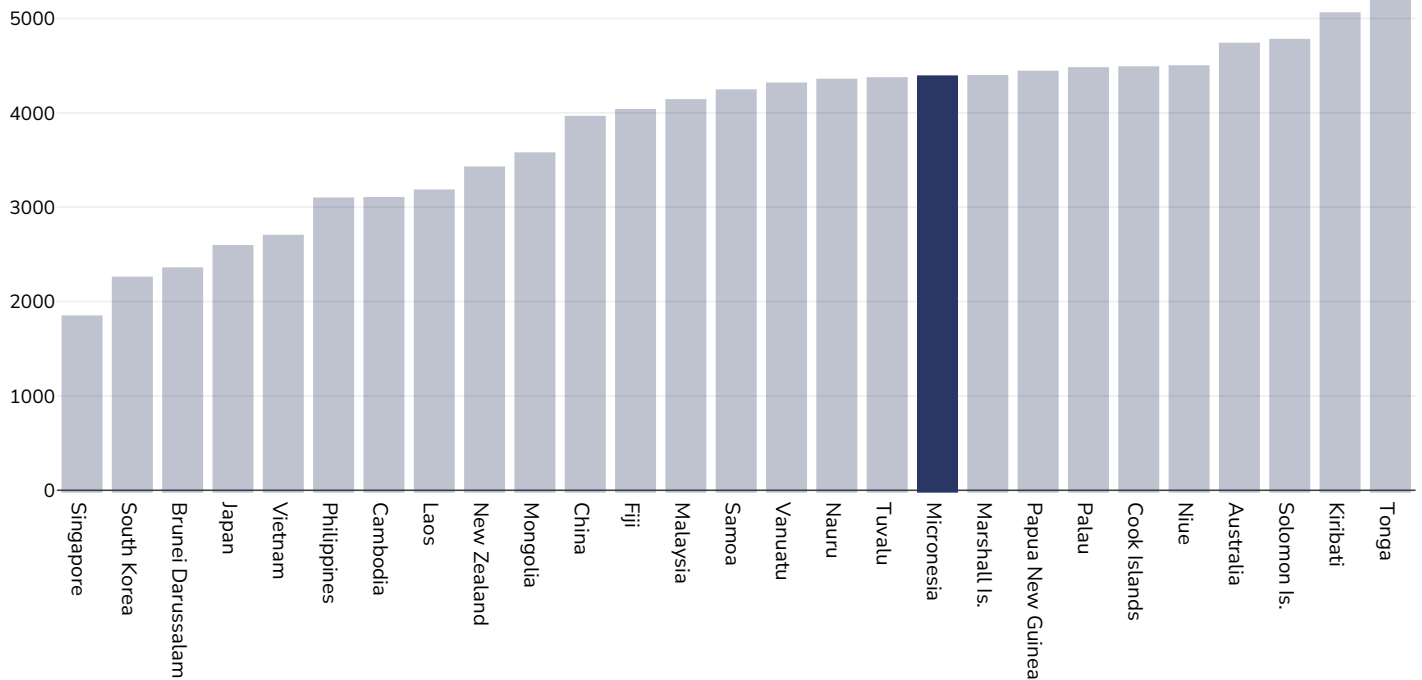
Age: 20+

Area covered: National

References: Institute for Health Metrics and Evaluation (IHME). GBD Compare Data Visualization. Global Burden of Disease (GBD) Study 2023. Seattle, WA: IHME, University of Washington, 2025. Available from <https://vizhub.healthdata.org/gbd-compare/> [Accessed 17.03.26]

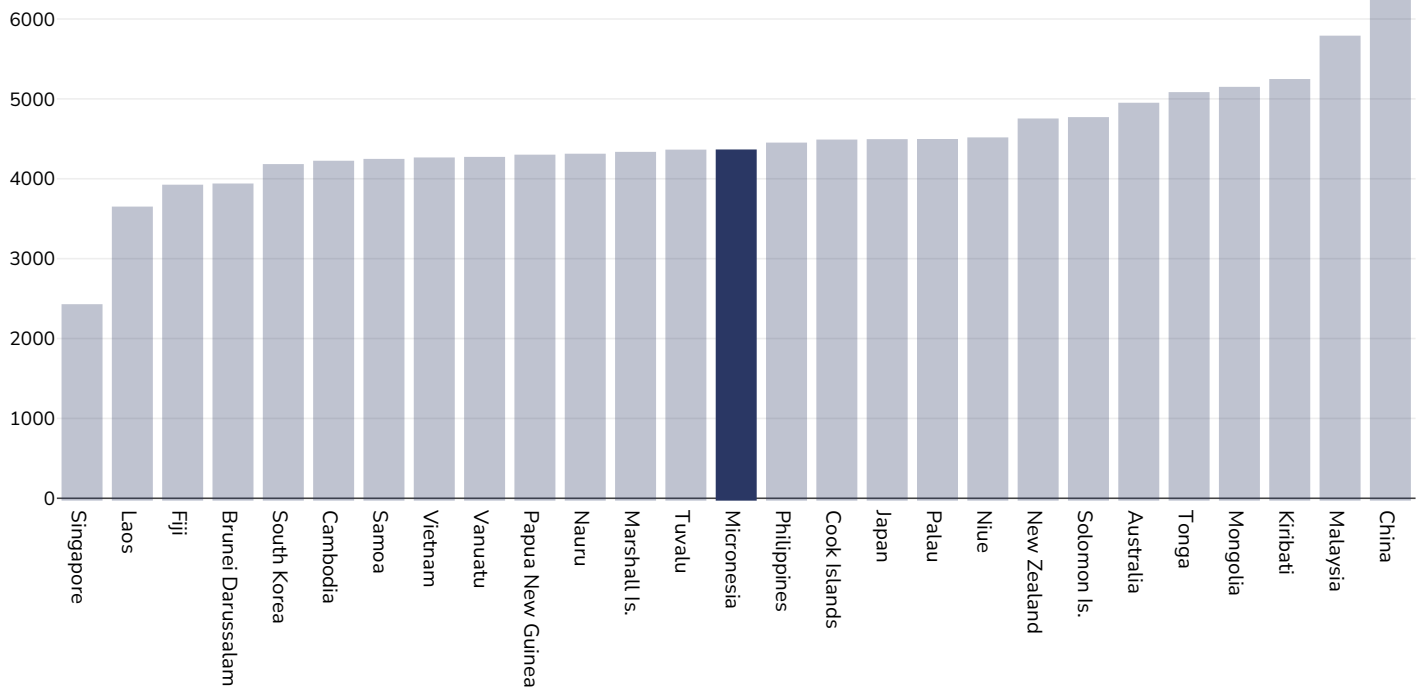
Definitions: Estimated number living with depressive disorders per 100,000 population (20+ years of age)

Men, 2023



Age:	20+
Area covered:	National
References:	Institute for Health Metrics and Evaluation (IHME). GBD Compare Data Visualization. Global Burden of Disease (GBD) Study 2023. Seattle, WA: IHME, University of Washington, 2025. Available from https://vizhub.healthdata.org/gbd-compare/ [Accessed 17.03.26]
Definitions:	Estimated number living with depressive disorders per 100,000 population (20+ years of age)

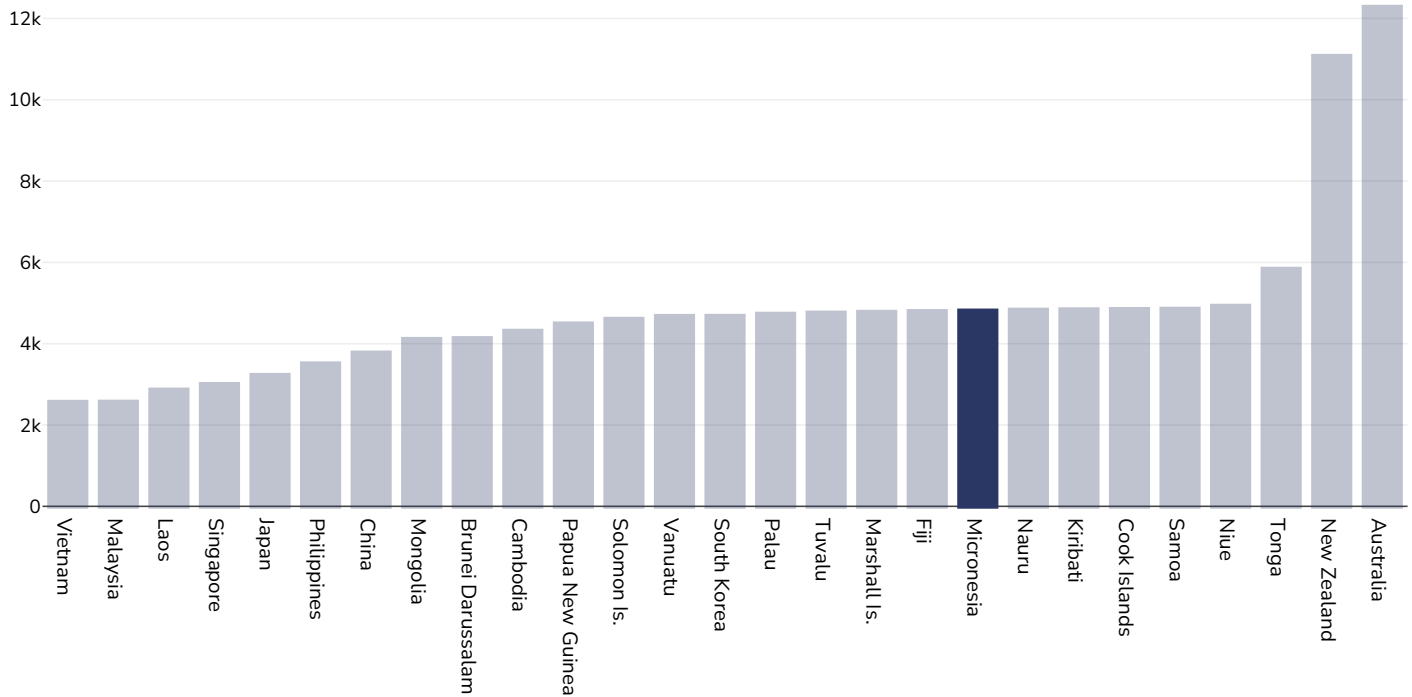
Women, 2023



Age:	20+
Area covered:	National
References:	Institute for Health Metrics and Evaluation (IHME). GBD Compare Data Visualization. Global Burden of Disease (GBD) Study 2023. Seattle, WA: IHME, University of Washington, 2025. Available from https://vizhub.healthdata.org/gbd-compare/ [Accessed 17.03.26]
Definitions:	Estimated number living with depressive disorders per 100,000 population (20+ years of age)

Mental health - anxiety disorders

Adults, 2023



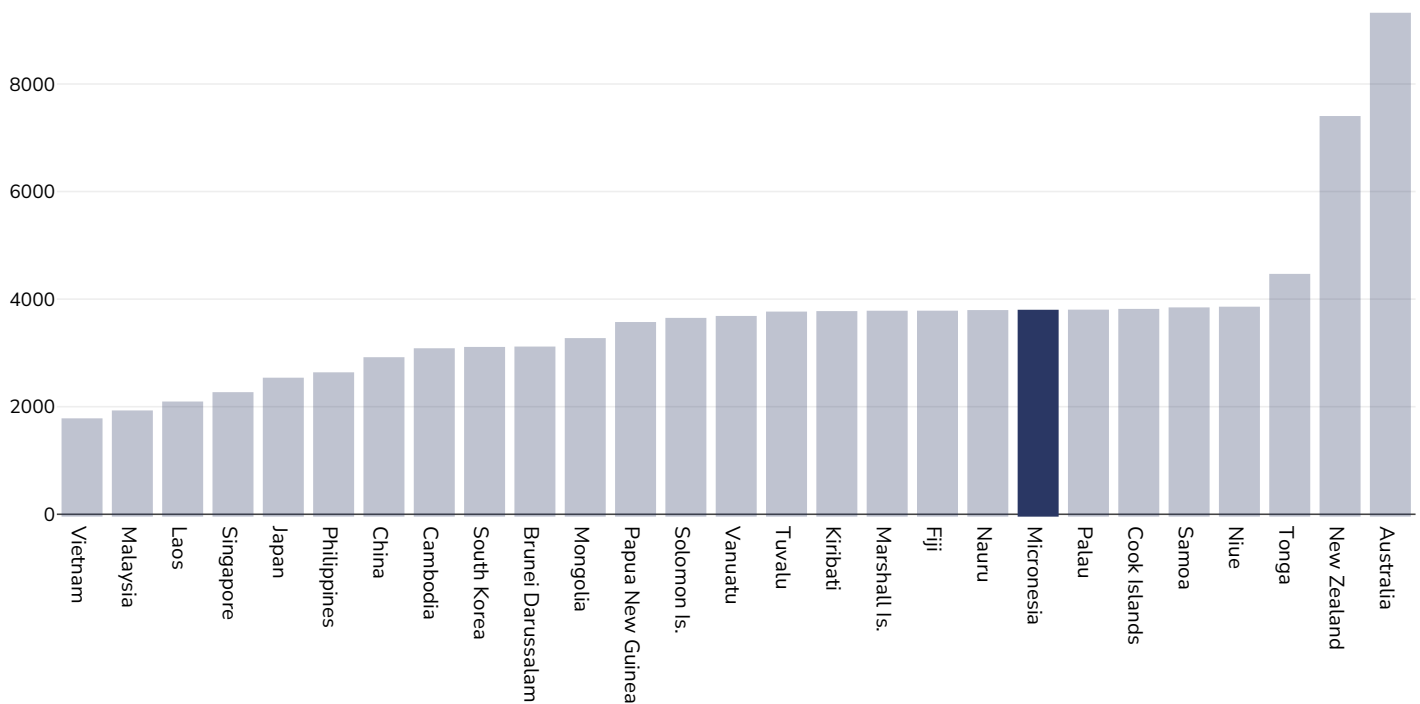
Age: 20+

Area covered: National

References: Institute for Health Metrics and Evaluation (IHME). GBD Compare Data Visualization. Global Burden of Disease (GBD) Study 2023. Seattle, WA: IHME, University of Washington, 2025. Available from <https://vizhub.healthdata.org/gbd-compare/> [Accessed 17.03.26]

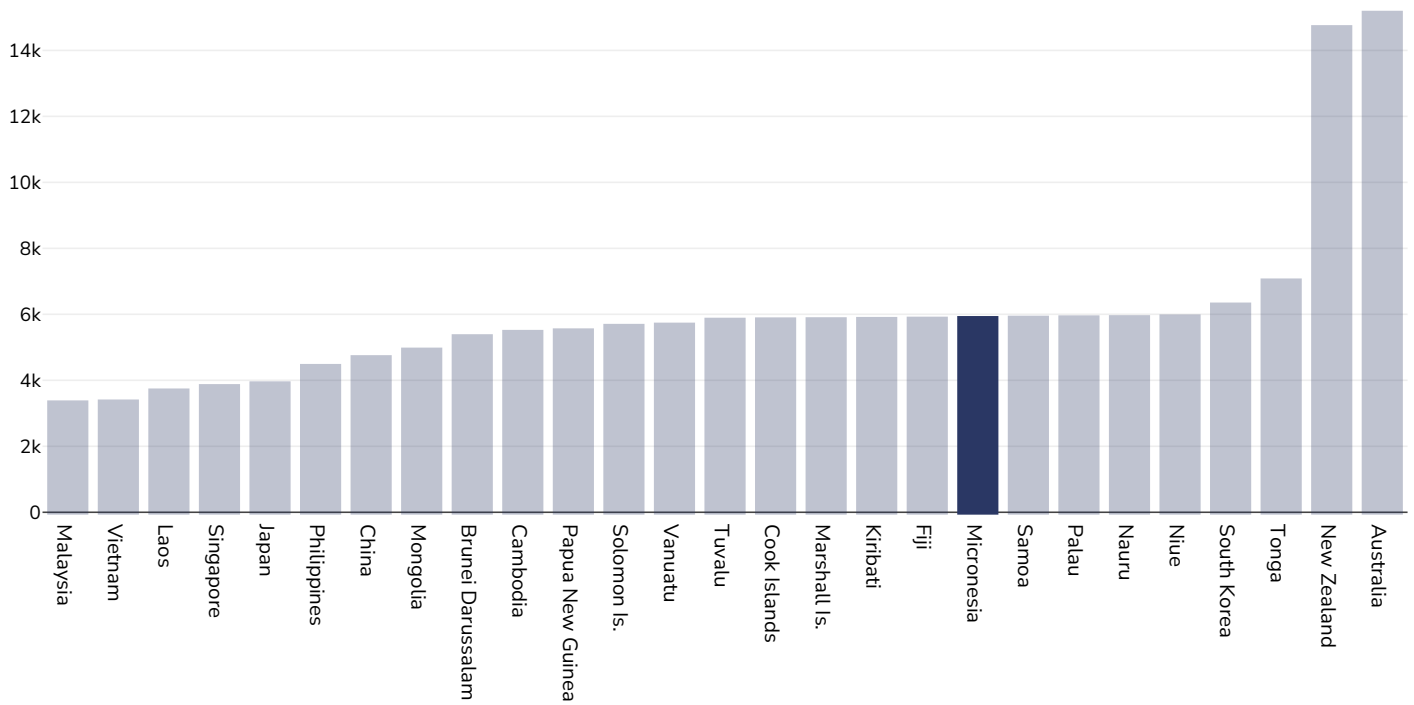
Definitions: Estimated number living with anxiety disorders per 100,000 population (20+ years of age)

Men, 2023



Age:	20+
Area covered:	National
References:	Institute for Health Metrics and Evaluation (IHME). GBD Compare Data Visualization. Global Burden of Disease (GBD) Study 2023. Seattle, WA: IHME, University of Washington, 2025. Available from https://vizhub.healthdata.org/gbd-compare/ [Accessed 17.03.26]
Definitions:	Estimated number living with anxiety disorders per 100,000 population (20+ years of age)

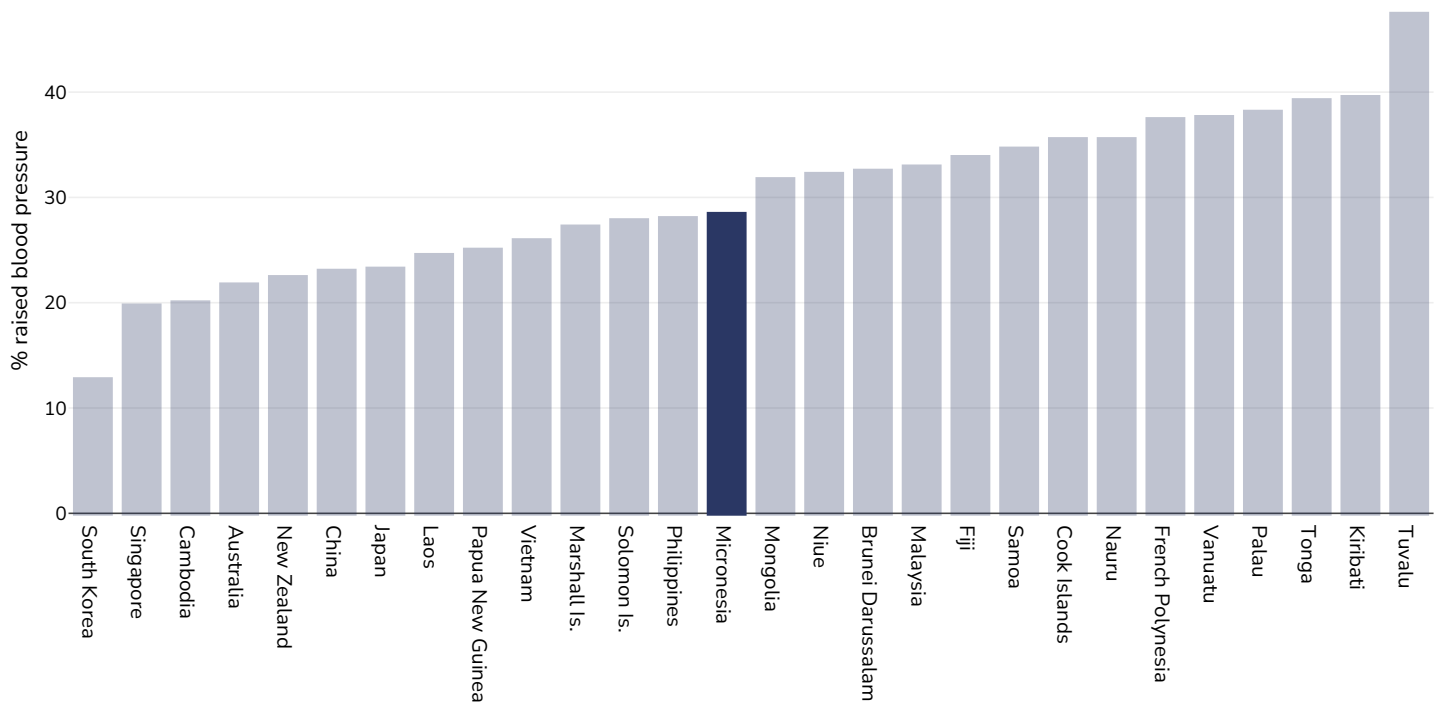
Women, 2023



Age:	20+
Area covered:	National
References:	Institute for Health Metrics and Evaluation (IHME). GBD Compare Data Visualization. Global Burden of Disease (GBD) Study 2023. Seattle, WA: IHME, University of Washington, 2025. Available from https://vizhub.healthdata.org/gbd-compare/ [Accessed 17.03.26]
Definitions:	Estimated number living with anxiety disorders per 100,000 population (20+ years of age)

Raised blood pressure

Adults, 2019

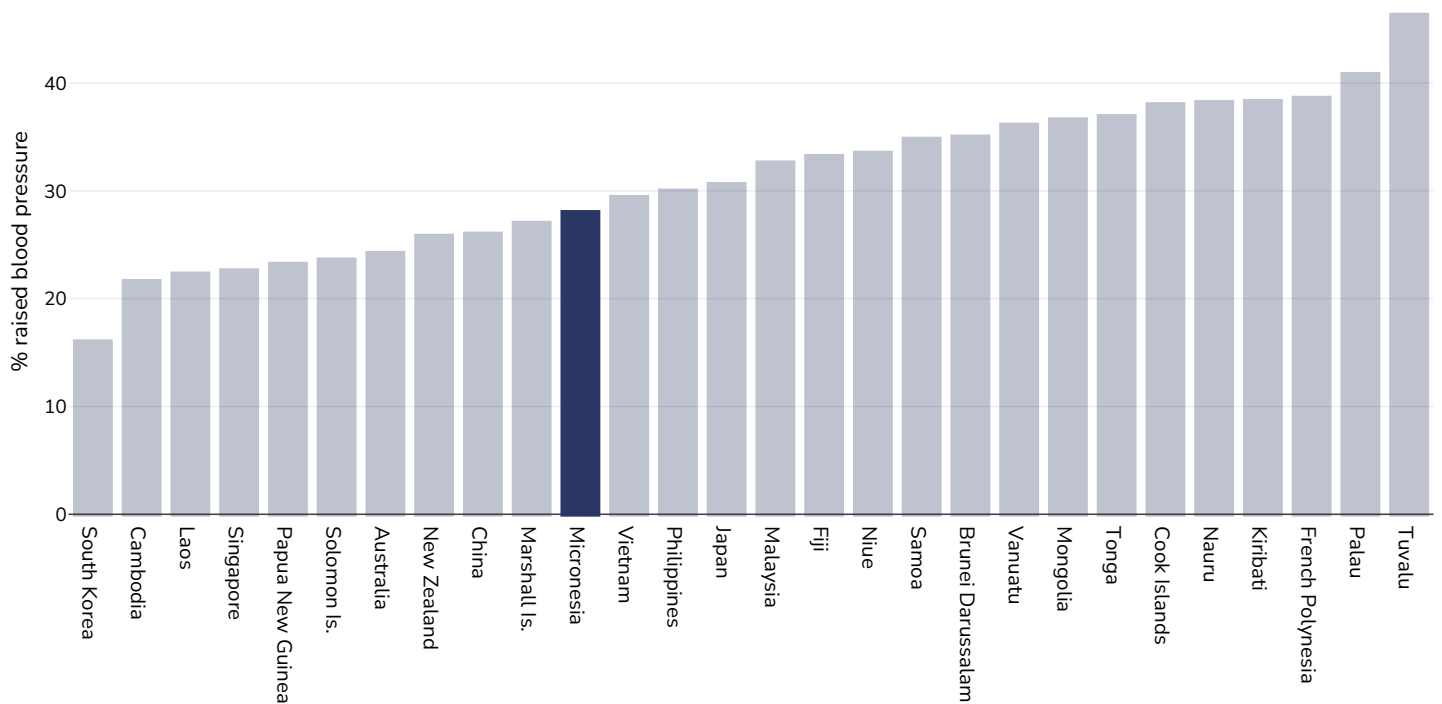


Age: 30-79

References: World Health Organization. 2024. Hypertension: raised blood pressure (uncontrolled hypertension) among adults aged 30-79 years (%). Global Health Observatory. <https://www.who.int/data/gho/data/indicators/indicator-details/GHO/prevalence-raised-blood-pressure-among-adults-30-79-years> [Accessed 16.03.26]

Definitions: Prevalence of raised blood pressure (defined as having systolic blood pressure ≥ 140 mmHg or diastolic blood pressure ≥ 90 mmHg) among adults aged 30-79.

Men, 2019

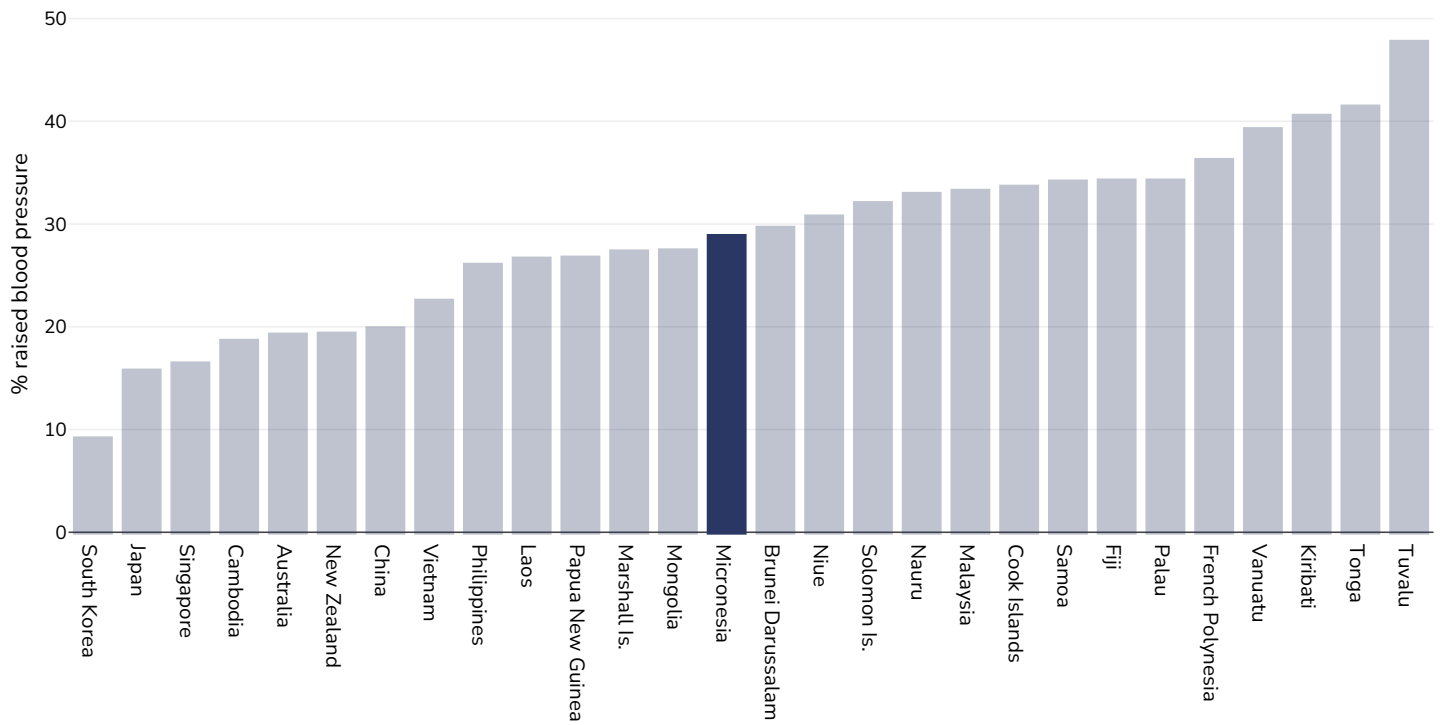


Age: 30-79

References: World Health Organization. 2024. Hypertension: raised blood pressure (uncontrolled hypertension) among adults aged 30-79 years (%). Global Health Observatory. <https://www.who.int/data/gho/data/indicators/indicator-details/GHO/prevalence-raised-blood-pressure-among-adults-30-79-years> [Accessed 16.03.26]

Definitions: Prevalence of raised blood pressure (defined as having systolic blood pressure ≥ 140 mmHg or diastolic blood pressure ≥ 90 mmHg) among adults aged 30-79.

Women, 2019



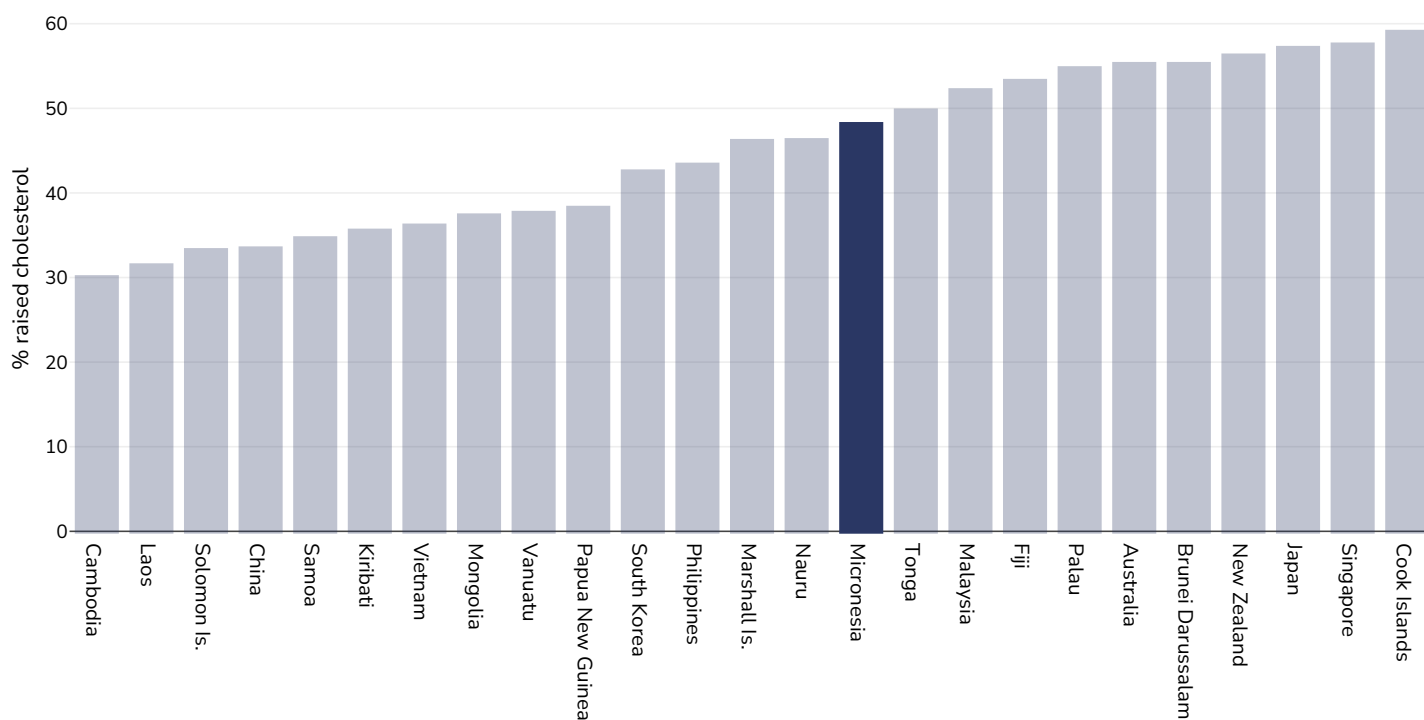
Age: 30-79

References: World Health Organization. 2024. Hypertension: raised blood pressure (uncontrolled hypertension) among adults aged 30-79 years (%). Global Health Observatory. <https://www.who.int/data/gho/data/indicators/indicator-details/GHO/prevalence-raised-blood-pressure-among-adults-30-79-years> [Accessed 16.03.26]

Definitions: Prevalence of raised blood pressure (defined as having systolic blood pressure ≥ 140 mmHg or diastolic blood pressure ≥ 90 mmHg) among adults aged 30-79.

Raised cholesterol

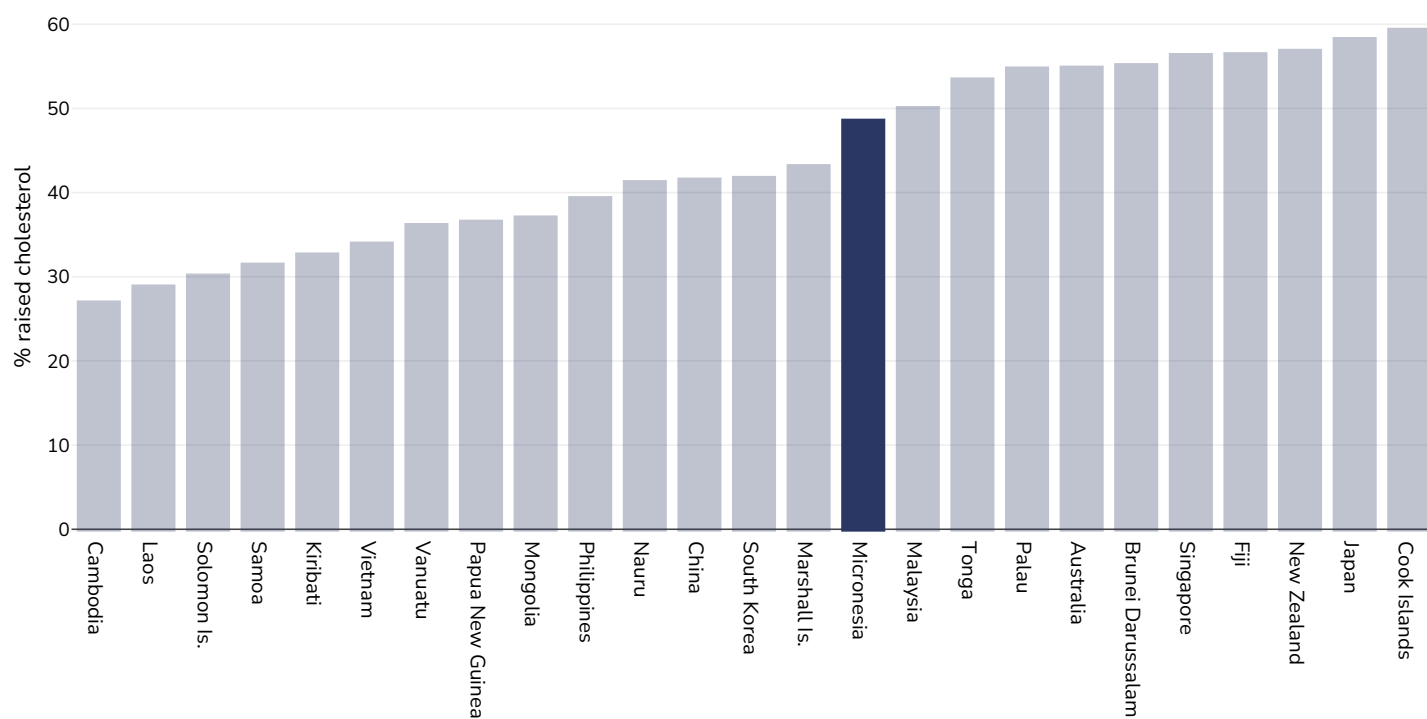
Adults, 2008



References: Global Health Observatory data repository, World Health Organisation, <http://apps.who.int/gho/data/node.main.A885>

Definitions: % Raised total cholesterol (≥ 5.0 mmol/L) (age-standardized estimate).

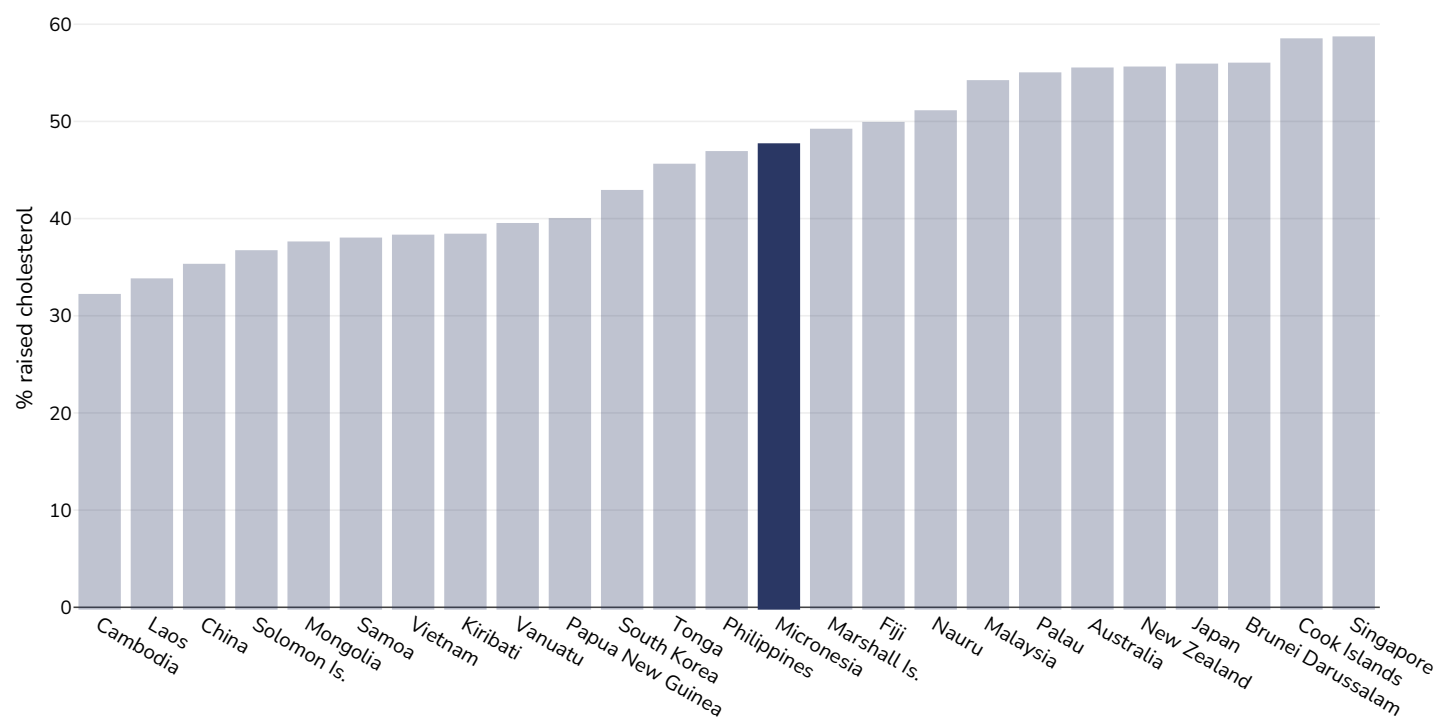
Men, 2008



References: Global Health Observatory data repository, World Health Organisation, <http://apps.who.int/gho/data/node.main.A885>

Definitions: % Raised total cholesterol (≥ 5.0 mmol/L) (age-standardized estimate).

Women, 2008

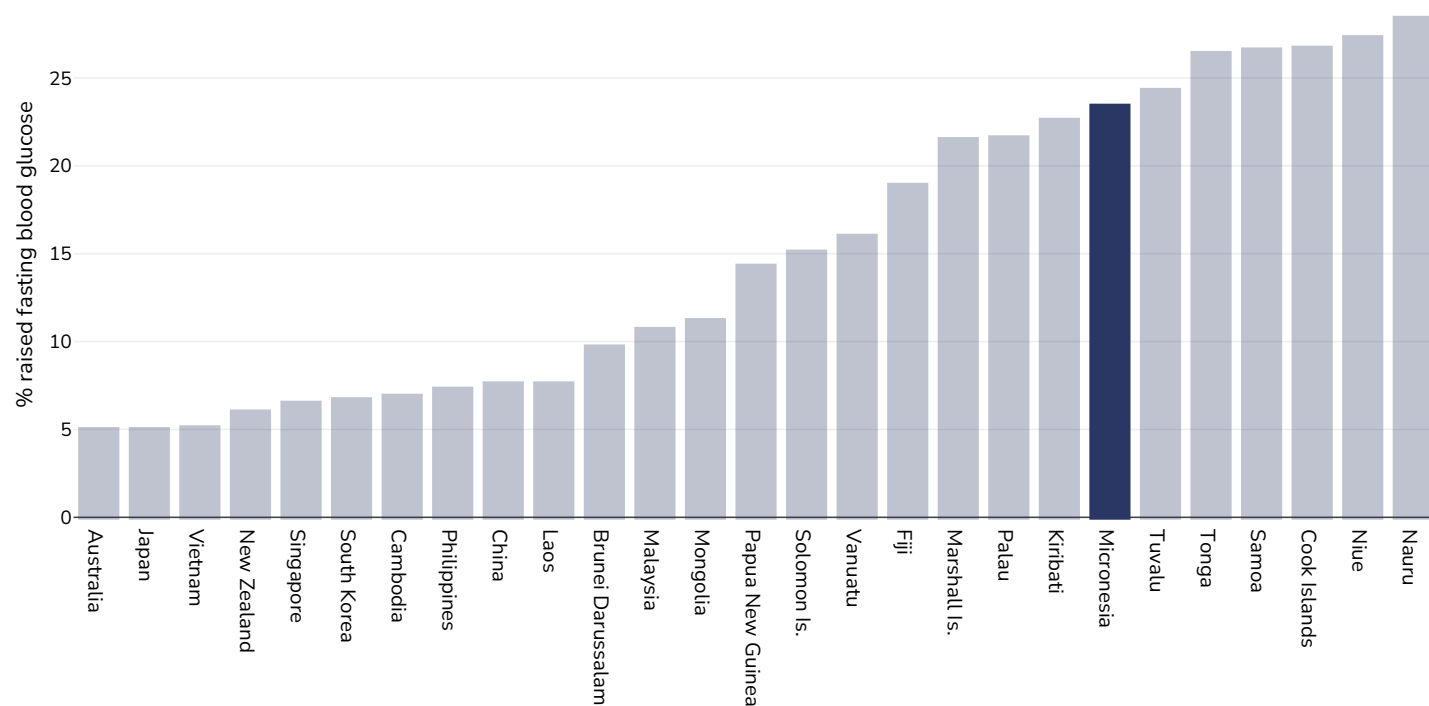


References: Global Health Observatory data repository, World Health Organisation, <http://apps.who.int/gho/data/node.main.A885>

Definitions: % Raised total cholesterol (≥ 5.0 mmol/L) (age-standardized estimate).

Raised fasting blood glucose

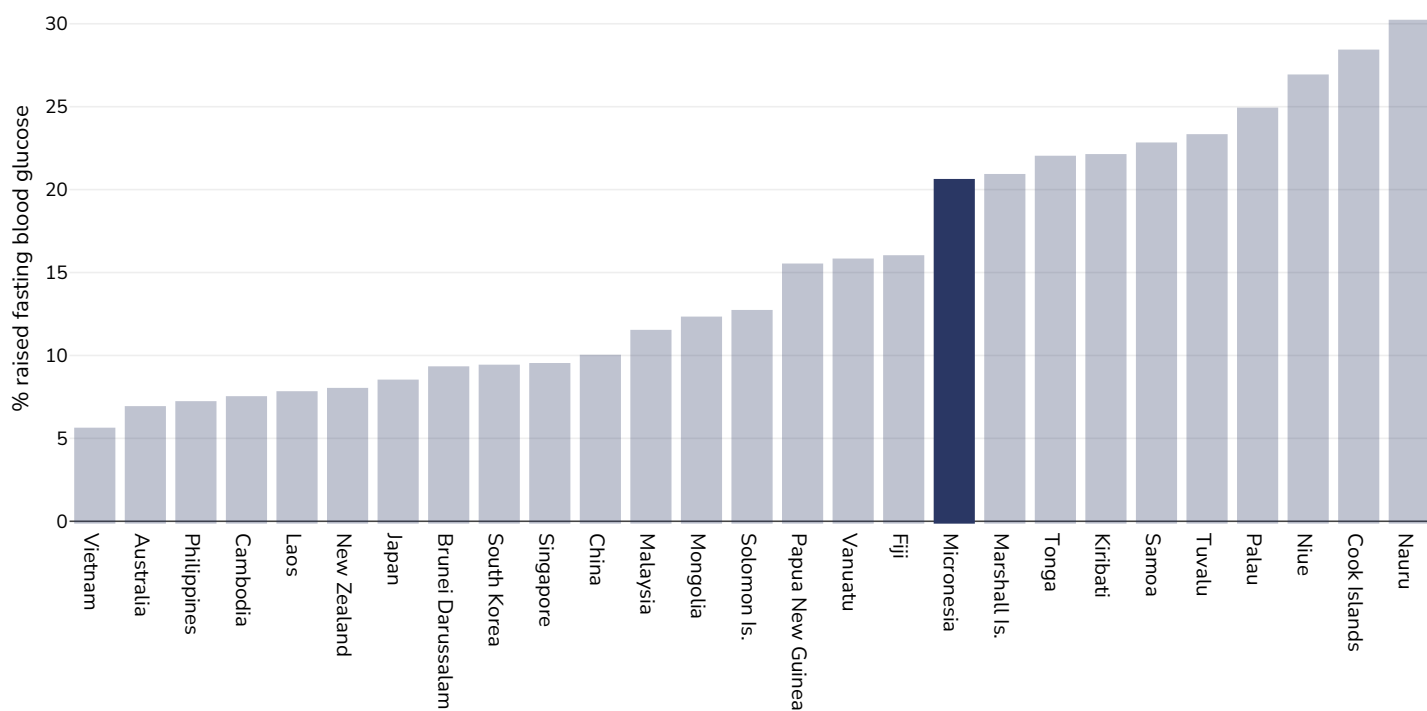
Men, 2014



References: Global Health Observatory data repository, World Health Organisation, <http://apps.who.int/gho/data/node.main.A869?lang=en>

Definitions: Age Standardised % raised fasting blood glucose (≥ 7.0 mmol/L or on medication).

Women, 2014

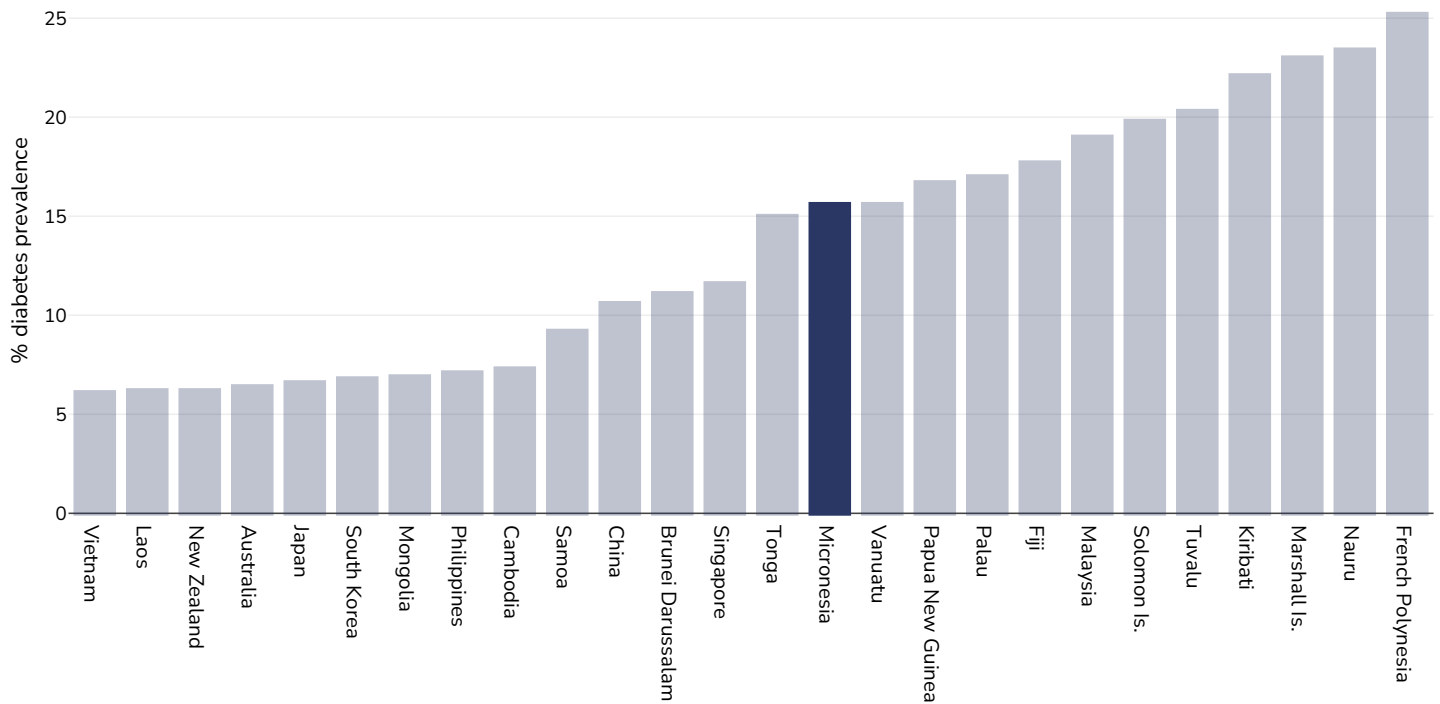


References: Global Health Observatory data repository, World Health Organisation, <http://apps.who.int/gho/data/node.main.A869?lang=en>

Definitions: Age Standardised % raised fasting blood glucose (≥ 7.0 mmol/L or on medication).

Diabetes prevalence

Adults, 2021



Age: 20-79

Area covered: National

References: Reproduced with kind permission International Diabetes Federation. IDF Diabetes Atlas, 10th edn. Brussels, Belgium:International Diabetes Federation, 2021. <http://www.diabetesatlas.org>

Definitions: Age-adjusted comparative prevalence of diabetes, %

PDF created on May 19, 2026