



# Ethiopia



## Country report card - children

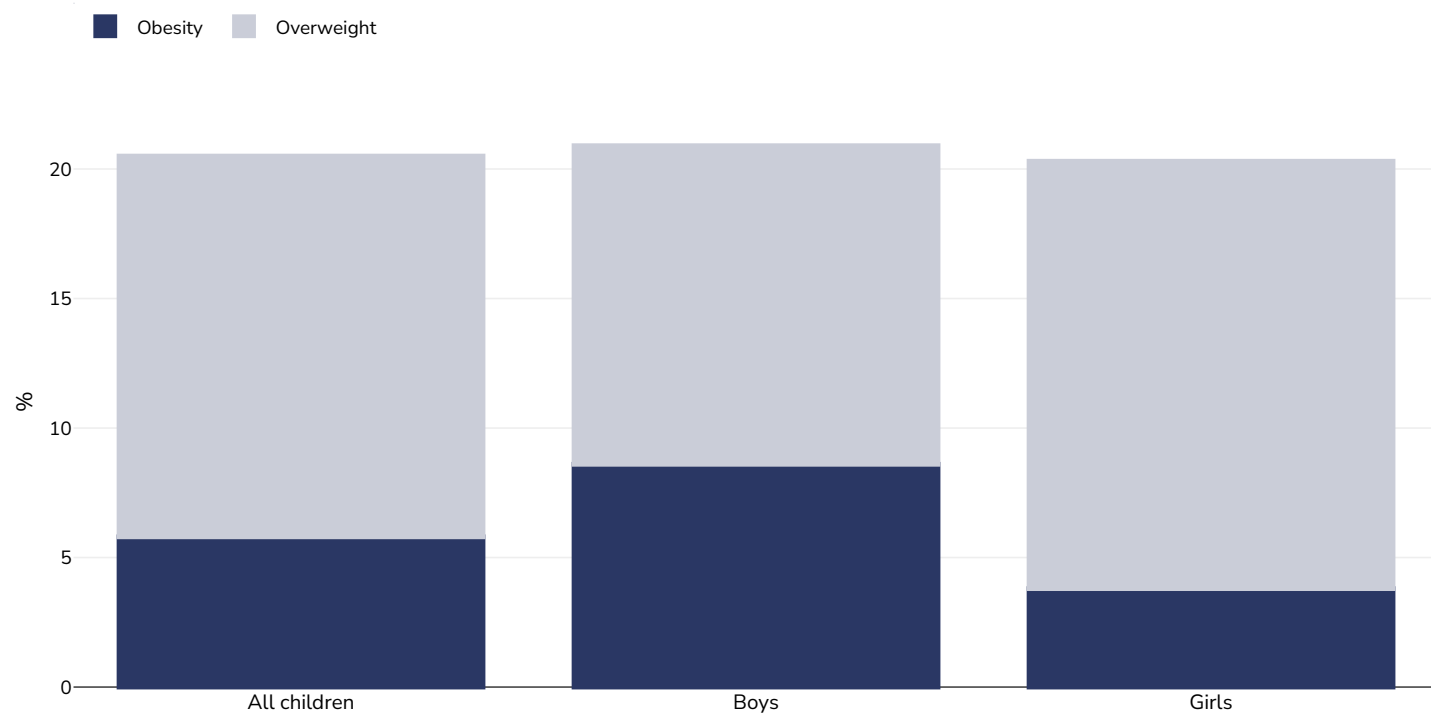
*This report card contains the latest data available on the Global Obesity Observatory on overweight and obesity for children, including adolescents (aged 5 to 18 years). Where available, data on common and relevant obesity drivers and comorbidities are also presented.*

*View the latest version of this report on the Global Obesity Observatory at <https://data.worldobesity.org/country/ethiopia-65/>.*

Contents	Page
Obesity prevalence	3
Overweight/obesity by age	4
Overweight/obesity by socio-economic group	5
Double burden of underweight & overweight	6
Mental health - depression disorders	7
Mental health - anxiety disorders	11

## Obesity prevalence

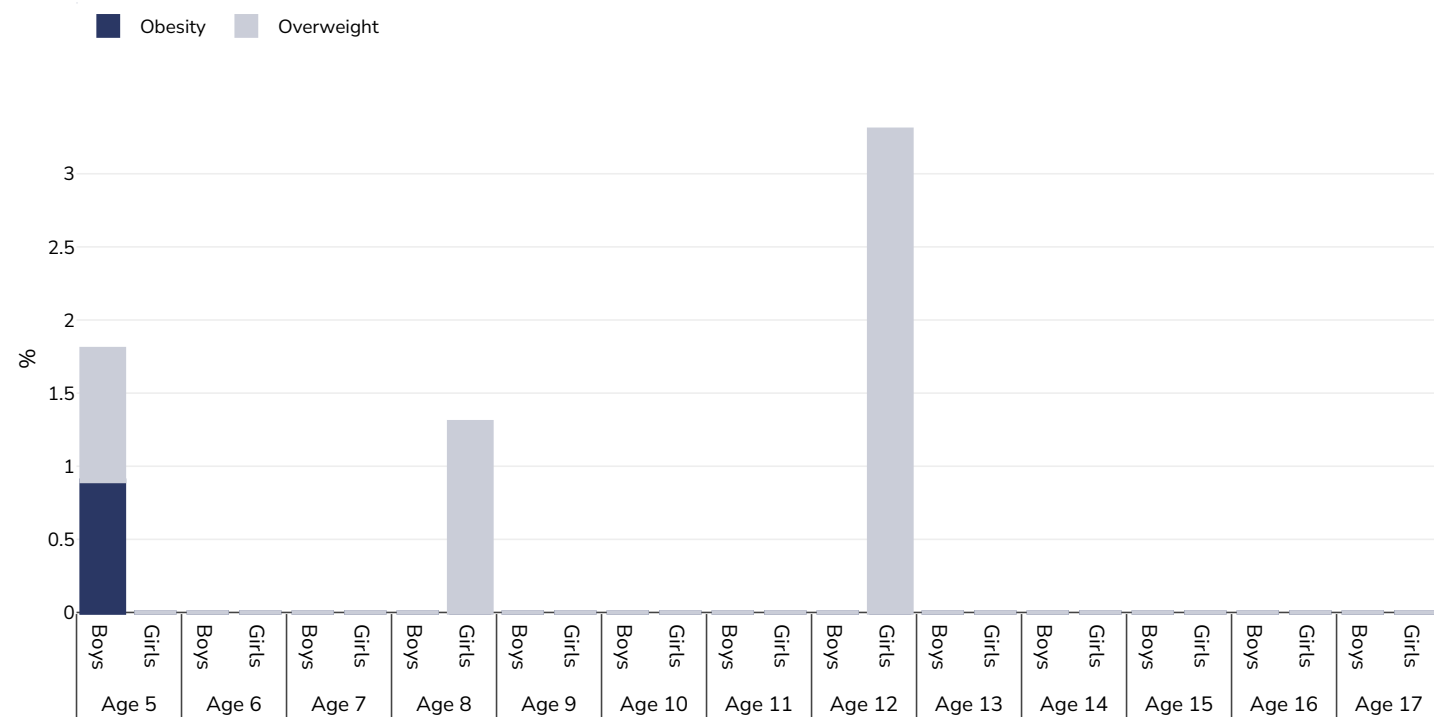
### Children, 2016



Survey type:	Measured
Age:	11-15
Sample size:	448
Area covered:	Regional
References:	Desalew A, Mandesh A, Semahegn A. Childhood overweight, obesity and associated factors among primary school children in dire dawa, eastern Ethiopia; a cross-sectional study.BMC Obes. 2017 Jun 1;4:20. doi: 10.1186/s40608-017-0156-2. eCollection 2017.
Notes:	Region: Dire Dawa (Eastern Ethiopia), Small sample size, n= 448
Cutoffs:	CDC

## Overweight/obesity by age

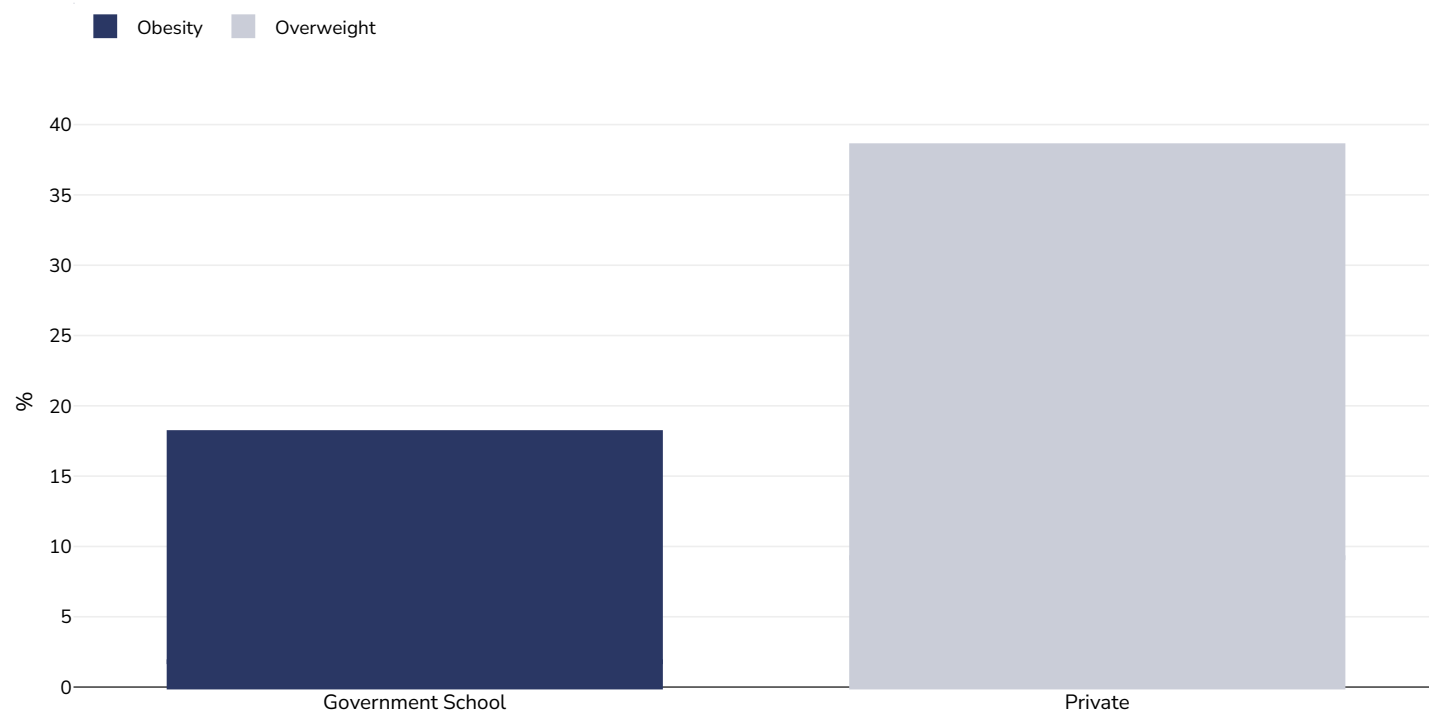
### Children, 1987-1995



Survey type:	Measured
Sample size:	1774
Area covered:	National
References:	Ferro-Luzzi A, National Institute for Food and Nutrition Research, Rome, Italy. Unpublished data reanalysed 2001
Cutoffs:	IOTF

## Overweight/obesity by socio-economic group

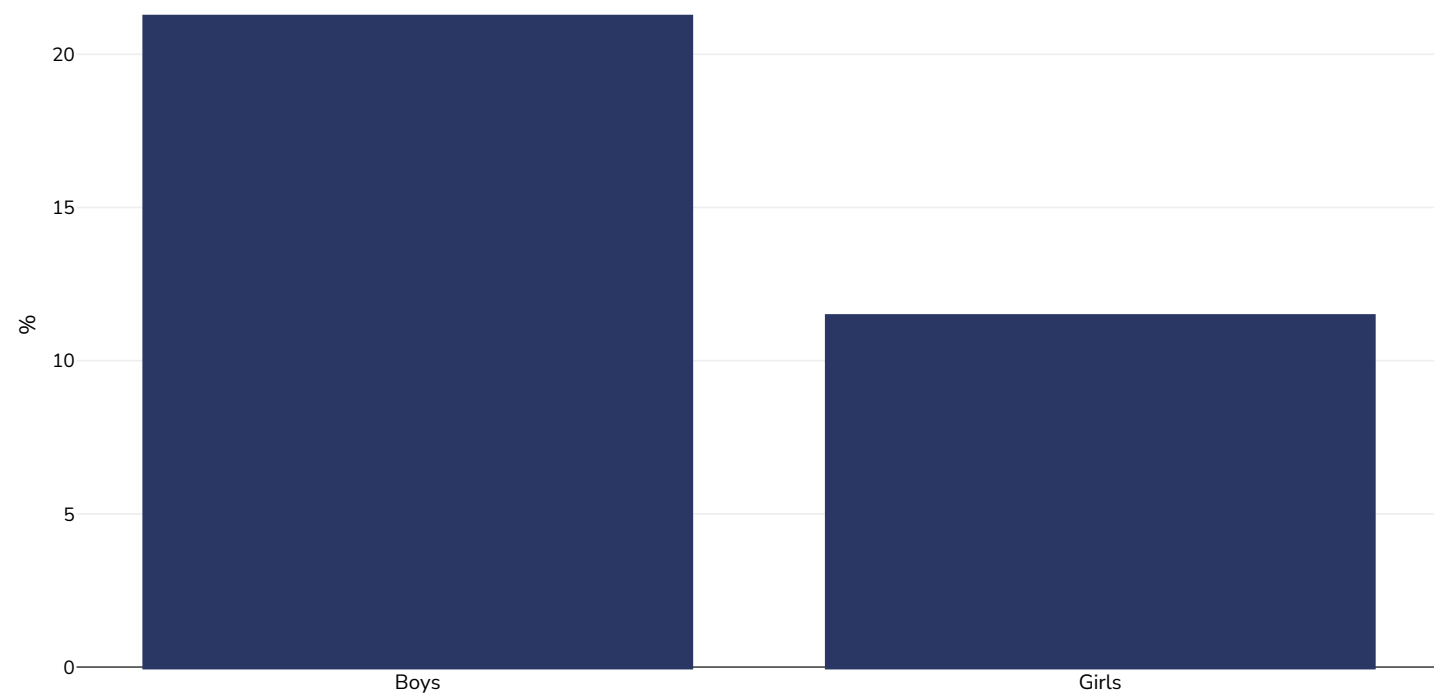
### Children, 2016



Survey type:	Measured
Age:	11-15
Sample size:	448
Area covered:	Regional - Dire Dawa
References:	Desalew A, Mandesh A, Semahegn A. Childhood overweight, obesity and associated factors among primary school children in dire dawa, eastern Ethiopia; a cross-sectional study.BMC Obes. 2017 Jun 1;4:20. doi: 10.1186/s40608-017-0156-2. eCollection 2017.
Notes:	CDC Cut off SMALL SAMPLE
Cutoffs:	CDC

## Double burden of underweight & overweight

Children, 2022



Survey type:	Measured
Age:	5-19
References:	NCD Risk Factor Collaboration (NCD-RisC). Worldwide trends in underweight and obesity from 1990 to 2022: a pooled analysis of 3663 population representative studies with 222 million children, adolescents, and adults. Lancet 2024; published online Feb 29. <a href="https://doi.org/10.1016/S0140-6736(23)02750-2">https://doi.org/10.1016/S0140-6736(23)02750-2</a> .
Notes:	Age standardised estimates
Definitions:	Combined prevalence of BMI < -2SD and BMI > 2SD (double burden of thinness and obesity)
Cutoffs:	BMI < -2SD and BMI > 2SD

## Mental health - depression disorders

## Children, 2021



Area covered:	National
References:	Institute for Health Metrics and Evaluation (IHME). GBD Compare Data Visualization. Global Burden of Disease (GBD) Study 2021. Seattle, WA: IHME, University of Washington, 2023. Available from <a href="http://vizhub.healthdata.org/gbd-compare">http://vizhub.healthdata.org/gbd-compare</a> . (Last accessed 23.04.25)
Definitions:	Number living with depressive disorder per 100,000 population (Under 20 years of age)



## Boys, 2021



Area covered:	National
References:	Institute for Health Metrics and Evaluation (IHME). GBD Compare Data Visualization. Global Burden of Disease (GBD) Study 2021. Seattle, WA: IHME, University of Washington, 2023. Available from <a href="http://vizhub.healthdata.org/gbd-compare">http://vizhub.healthdata.org/gbd-compare</a> . (Last accessed 23.04.25)
Definitions:	Number living with depressive disorder per 100,000 population (Under 20 years of age)


## Girls, 2021



Area covered:	National
References:	Institute for Health Metrics and Evaluation (IHME). GBD Compare Data Visualization. Global Burden of Disease (GBD) Study 2021. Seattle, WA: IHME, University of Washington, 2023. Available from <a href="http://vizhub.healthdata.org/gbd-compare">http://vizhub.healthdata.org/gbd-compare</a> . (Last accessed 23.04.25)
Definitions:	Number living with depressive disorder per 100,000 population (Under 20 years of age)

## Mental health - anxiety disorders

Children, 2021

**References:**

Institute for Health Metrics and Evaluation (IHME). GBD Compare Data Visualization. Global Burden of Disease (GBD) Study 2021. Seattle, WA: IHME, University of Washington, 2023. Available from <http://vizhub.healthdata.org/gbd-compare>. (Last accessed 23.04.25)

## Boys, 2021



### References:

Institute for Health Metrics and Evaluation (IHME). GBD Compare Data Visualization. Global Burden of Disease (GBD) Study 2021. Seattle, WA: IHME, University of Washington, 2023. Available from <http://vizhub.healthdata.org/gbd-compare>. (Last accessed 23.04.25)

## Girls, 2021



### References:

Institute for Health Metrics and Evaluation (IHME). GBD Compare Data Visualization. Global Burden of Disease (GBD) Study 2021. Seattle, WA: IHME, University of Washington, 2023. Available from <http://vizhub.healthdata.org/gbd-compare>. (Last accessed 23.04.25)

PDF created on August 19, 2025