




# Eswatini



## Country report card

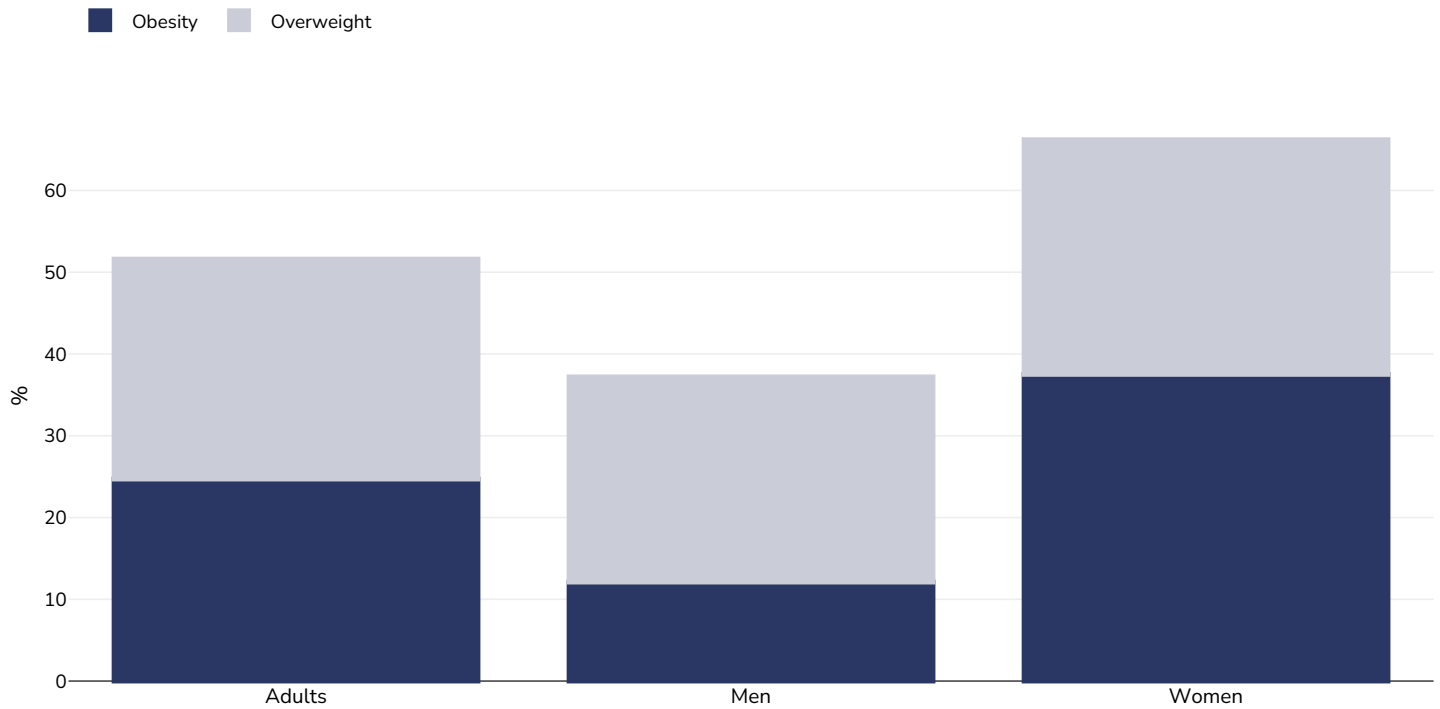
*This report card contains the latest data available on the Global Obesity Observatory on overweight and obesity . Where available, data on common and relevant obesity drivers and comorbidities are also presented.*

*View the latest version of this report on the Global Obesity Observatory at <https://data.worldobesity.org/country/eswatini-206/>.*

Contents	Page
Obesity prevalence	3
Overweight/obesity by education	6
Overweight/obesity by age	10
Overweight/obesity by region	12
Overweight/obesity by socio-economic group	16
Double burden of underweight & overweight	20
Insufficient physical activity	23
Average daily frequency of carbonated soft drink consumption	26
Prevalence of less than daily fruit consumption	27
Prevalence of less than daily vegetable consumption	28
Average weekly frequency of fast food consumption	29
Mental health - depression disorders	30
Mental health - anxiety disorders	36
% Infants exclusively breastfed 0-5 months	42
Percent of population who cannot afford a healthy diet	43
Oesophageal cancer	44
Breast cancer	46
Colorectal cancer	47
Pancreatic cancer	49
Gallbladder cancer	51
Kidney cancer	53
Cancer of the uterus	55
Raised blood pressure	56
Raised cholesterol	59
Raised fasting blood glucose	62
Diabetes prevalence	64
Ovarian Cancer	65
Leukemia	66
Liver and intrahepatic bile duct Cancer	68
Multiple Myeloma	70
Non Hodgkin Lymphoma	72
Thyroid Cancer	74

## Obesity prevalence

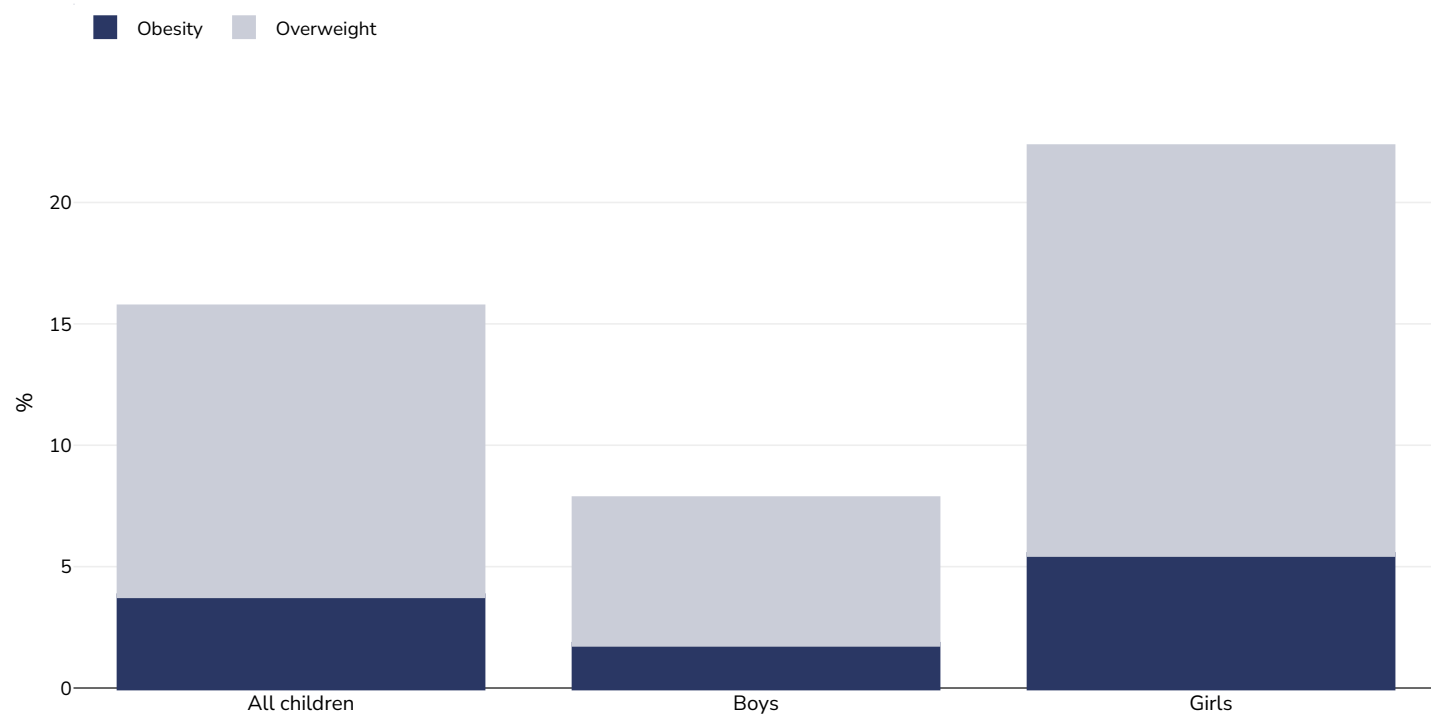
### Adults, 2024



Survey type:	Measured
Age:	18-69
Sample size:	5762
Area covered:	National
References:	Ministry of Health, Kingdom of Eswatini. (2024). ESWATINI STEPS REPORT. Ministry of Justice Building, Mhlambanyatsi/Usuthu Link Road, P.O. Box 5, Mbabane, Eswatini.

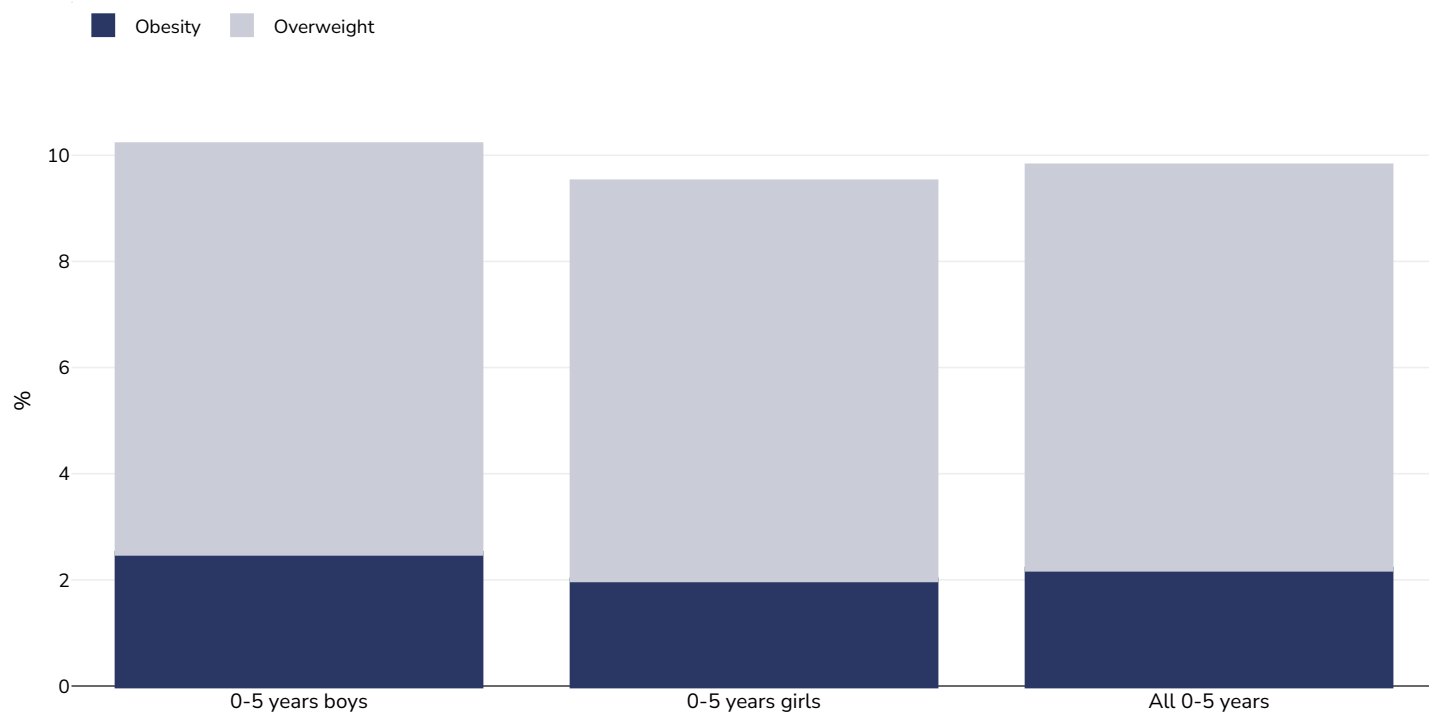
*Unless otherwise noted, overweight refers to a BMI between 25kg and 29.9kg/m<sup>2</sup>, obesity refers to a BMI greater than 30kg/m<sup>2</sup>.*

## Children, 2013



Survey type:	Self-reported
Age:	13-17
Sample size:	3680
Area covered:	National
References:	Global School-based Student Health Survey (GSHS), available at <a href="https://www.who.int/ncds/surveillance/gshs/2013_Swaziland_GSHS_FS.pdf">https://www.who.int/ncds/surveillance/gshs/2013_Swaziland_GSHS_FS.pdf</a> (last accessed 09.11.20)
Cutoffs:	WHO

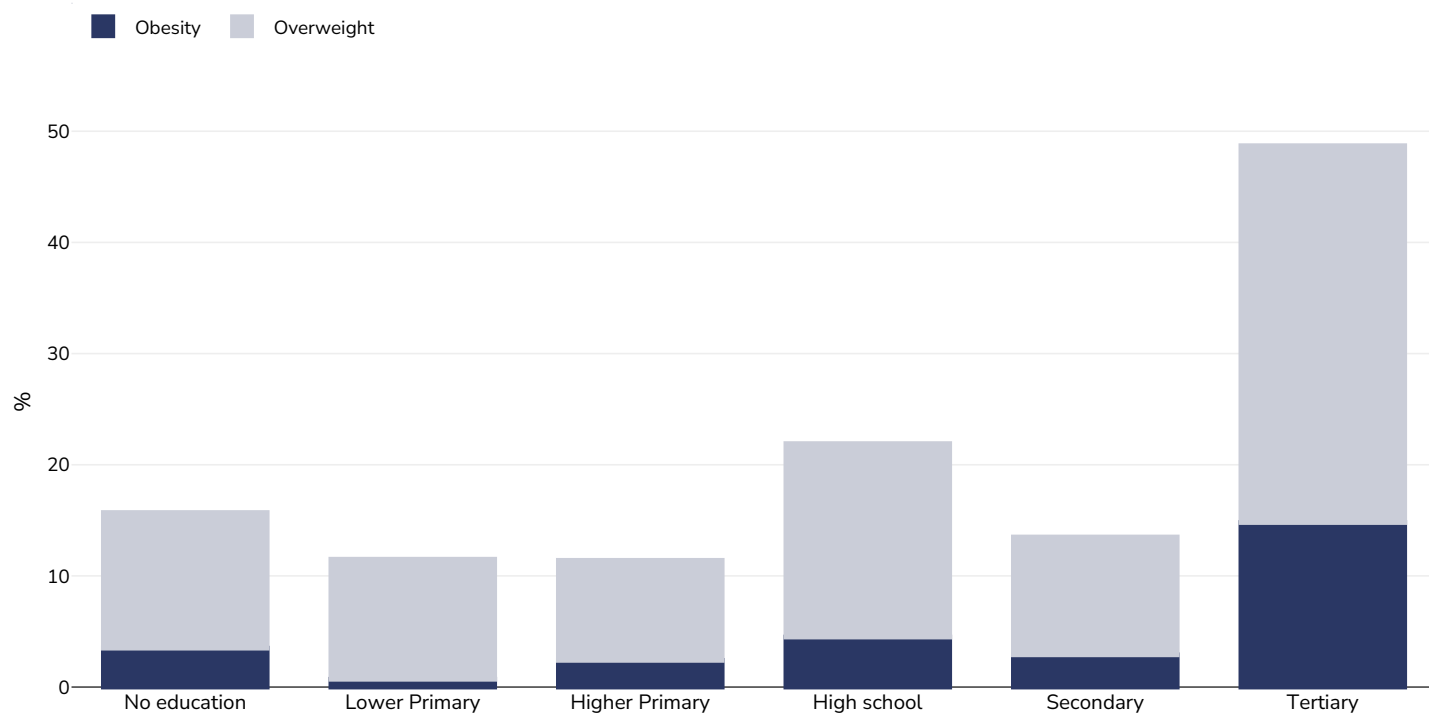
## 0-5 years, 2021-2022



Survey type:	Measured
Age:	0-5
Sample size:	2171
Area covered:	National
References:	Central Statistical Office (CSO). 2024. Eswatini Multiple Indicator Cluster Survey 2021-2022, Survey Findings Report. Mbabane, Eswatini: Central Statistical Office (CSO).
Notes:	< 5 years of age
Cutoffs:	+2/+3 SD

## Overweight/obesity by education

### Men, 2006-2007



Survey type: Measured

Age: 15-49

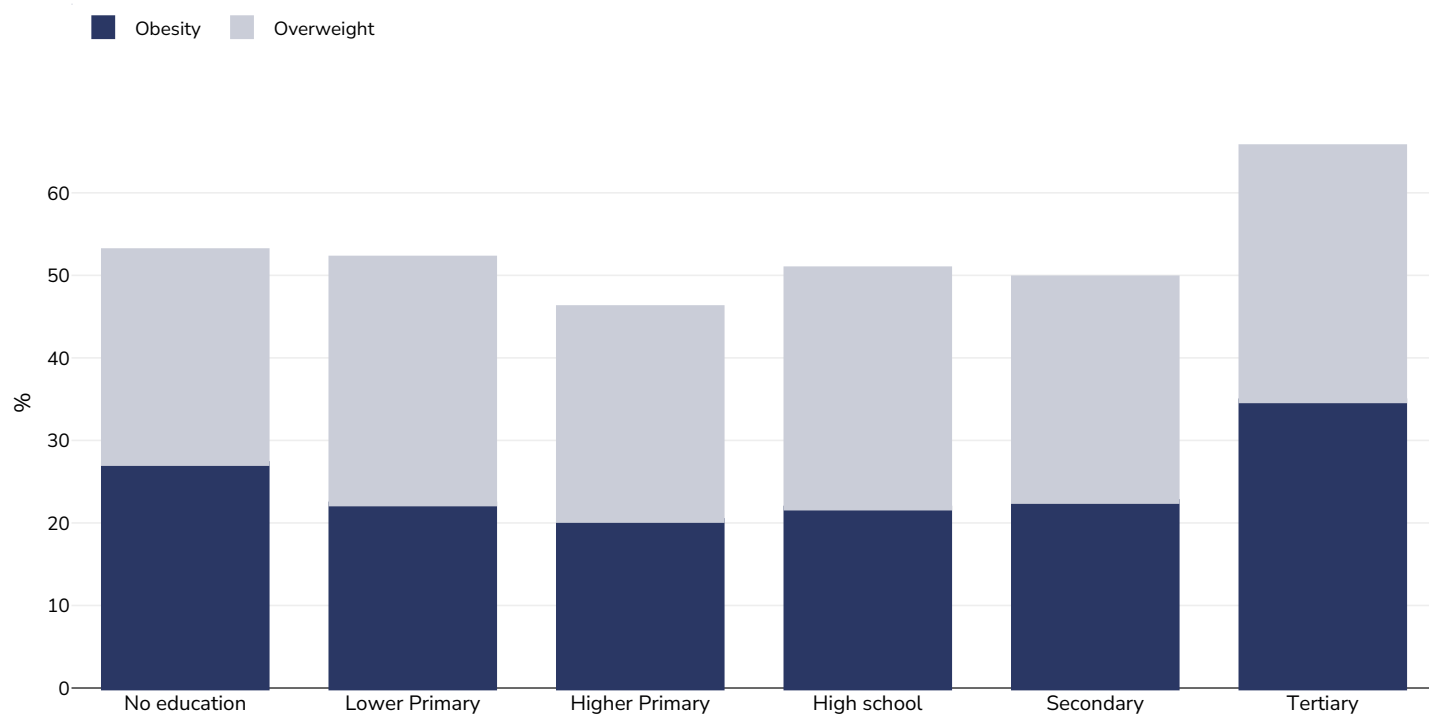
Sample size: Male: 3969 Female: 4519

Area covered: National

References: Central Statistical Office (CSO) [Swaziland], and Macro International Inc. 2008. Swaziland Demographic and Health Survey 2006-07. Mbabane, Swaziland: Central Statistical Office and Macro International Inc.

*Unless otherwise noted, overweight refers to a BMI between 25kg and 29.9kg/m<sup>2</sup>, obesity refers to a BMI greater than 30kg/m<sup>2</sup>.*

## Women, 2006-2007



Survey type: Measured

Age: 15-49

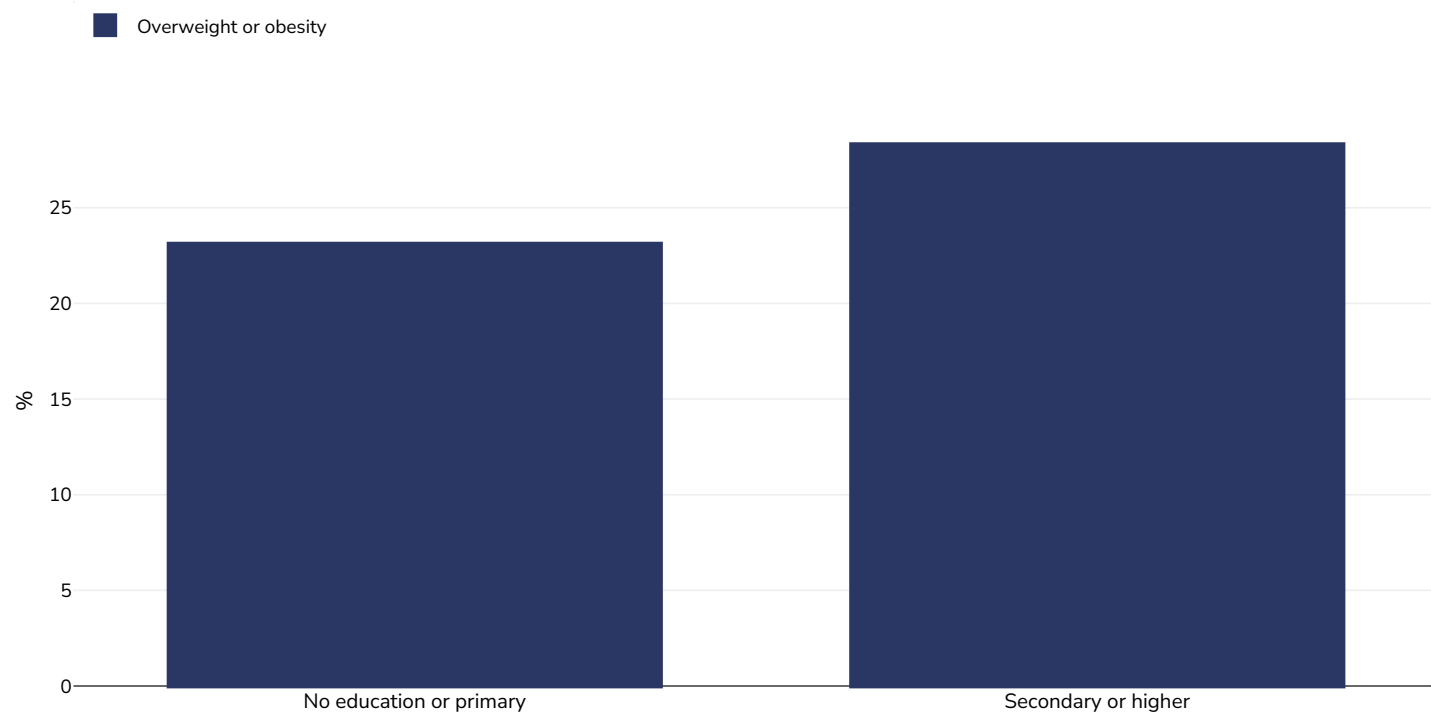
Sample size: Male: 3969 Female: 4519

Area covered: National

References: Central Statistical Office (CSO) [Swaziland], and Macro International Inc. 2008. Swaziland Demographic and Health Survey 2006-07. Mbabane, Swaziland: Central Statistical Office and Macro International Inc.

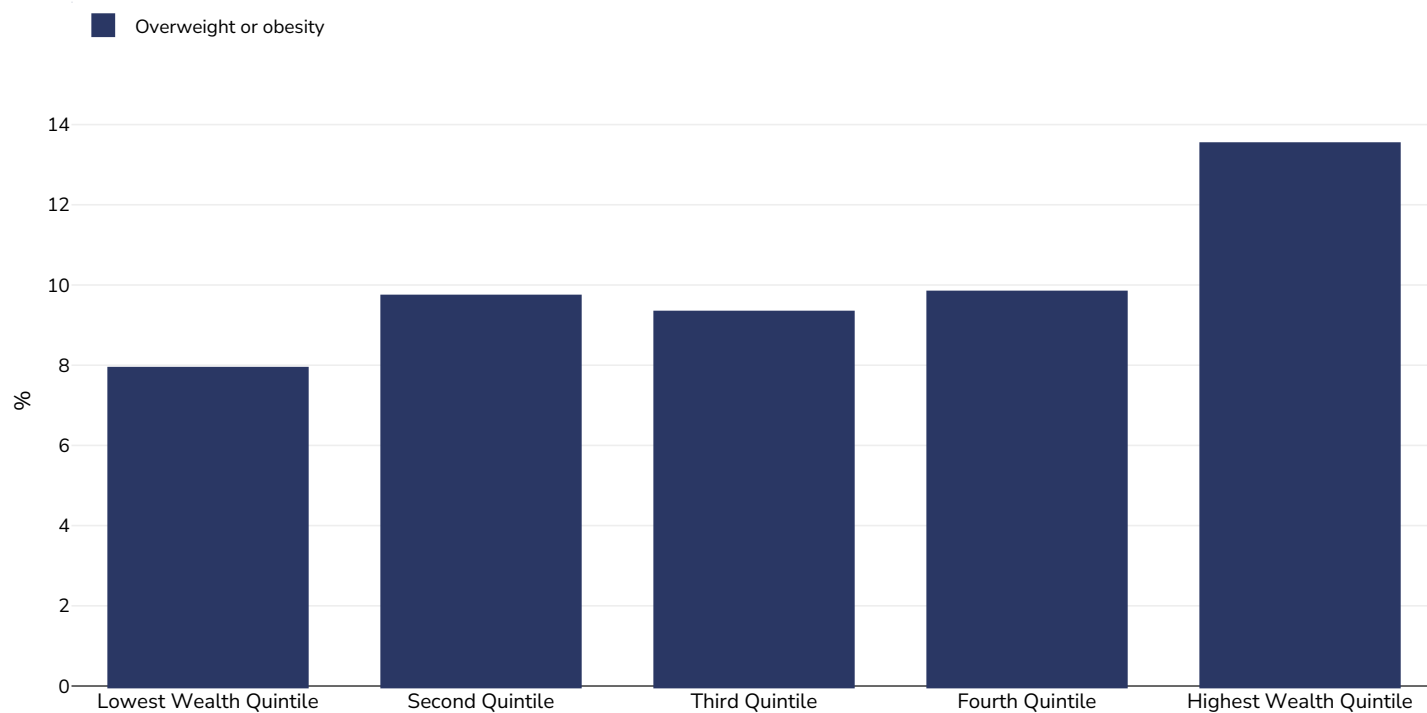
*Unless otherwise noted, overweight refers to a BMI between 25kg and 29.9kg/m<sup>2</sup>, obesity refers to a BMI greater than 30kg/m<sup>2</sup>.*

## Girls, 2006-2007



<b>Survey type:</b>	Measured
<b>Age:</b>	15-19
<b>Sample size:</b>	979
<b>Area covered:</b>	National
<b>References:</b>	Benedict, Rukundo K., Allison Schmale, and Sorrel Namaste. 2018. Adolescent Nutrition 2000-2017: DHS Data on Adolescents Age 15-19. DHS Comparative Report No. 47. Rockville, Maryland, USA: ICF. Central Statistical Office (CSO) [Swaziland], and Macro International Inc. 2008. Swaziland Demographic and Health Survey 2006-07. Mbabane, Swaziland: Central Statistical Office and Macro International Inc.
<b>Definitions:</b>	BMI for age: between +1 SD and +2 SD is overweight and greater than +2 SD is obesity
<b>Cutoffs:</b>	WHO 2007

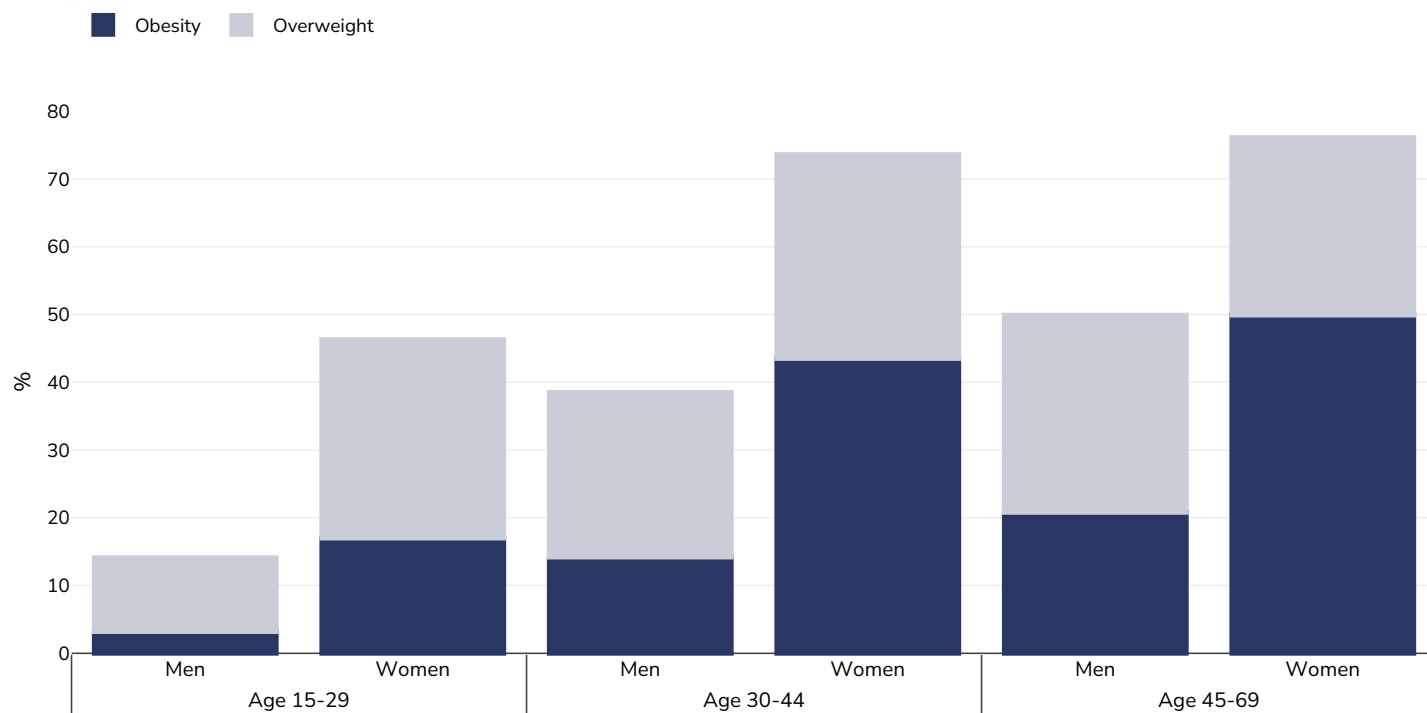
## 0-5 years, 2021-2022



<b>Survey type:</b>	Measured
<b>Sample size:</b>	2171
<b>Area covered:</b>	National
<b>References:</b>	Eswatini Multiple Indicator Cluster Survey 2021-2022
<b>Notes:</b>	UNICEF/WHO/World Bank Joint Child Malnutrition Estimates Expanded Database: Overweight estimates: National and Disaggregated, July 2025, New York. Weighted sample size. For more information, please consult <a href="https://data.unicef.org/resources/jme/">https://data.unicef.org/resources/jme/</a> .
<b>Definitions:</b>	Percentage of children under 5 years of age falling above 2 standard deviations (moderate and severe) from the median weight-for-height of the reference population.
<b>Cutoffs:</b>	=>+2SD

## Overweight/obesity by age

### Adults, 2014



Survey type: Measured

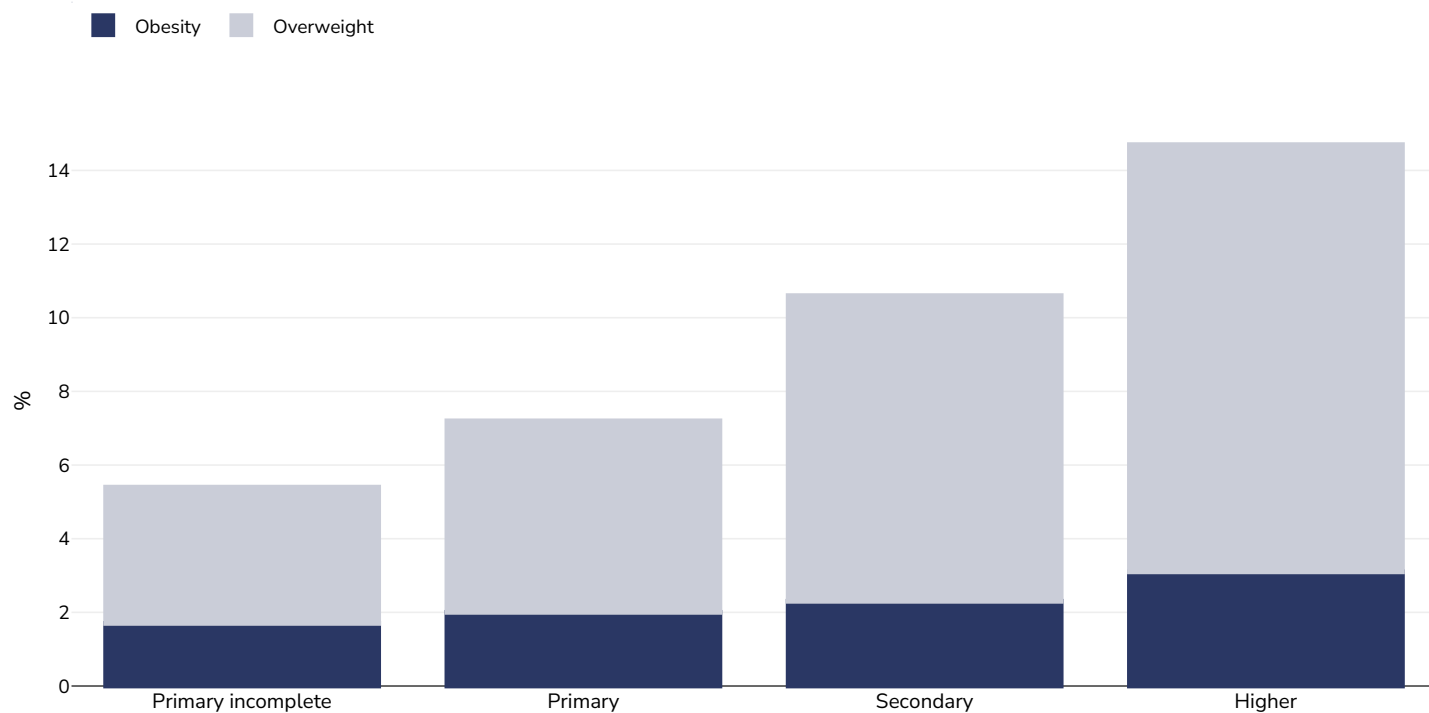
Sample size: 3059

Area covered: National

References: WHO STEPS Noncommunicable Disease Risk Factor Surveillance Report, SWAZILAND 2014. [https://www.who.int/ncds/surveillance/steps/Swaziland\\_2014\\_STEPS\\_Report.pdf](https://www.who.int/ncds/surveillance/steps/Swaziland_2014_STEPS_Report.pdf) (accessed 08.04.20)

*Unless otherwise noted, overweight refers to a BMI between 25kg and 29.9kg/m<sup>2</sup>, obesity refers to a BMI greater than 30kg/m<sup>2</sup>.*

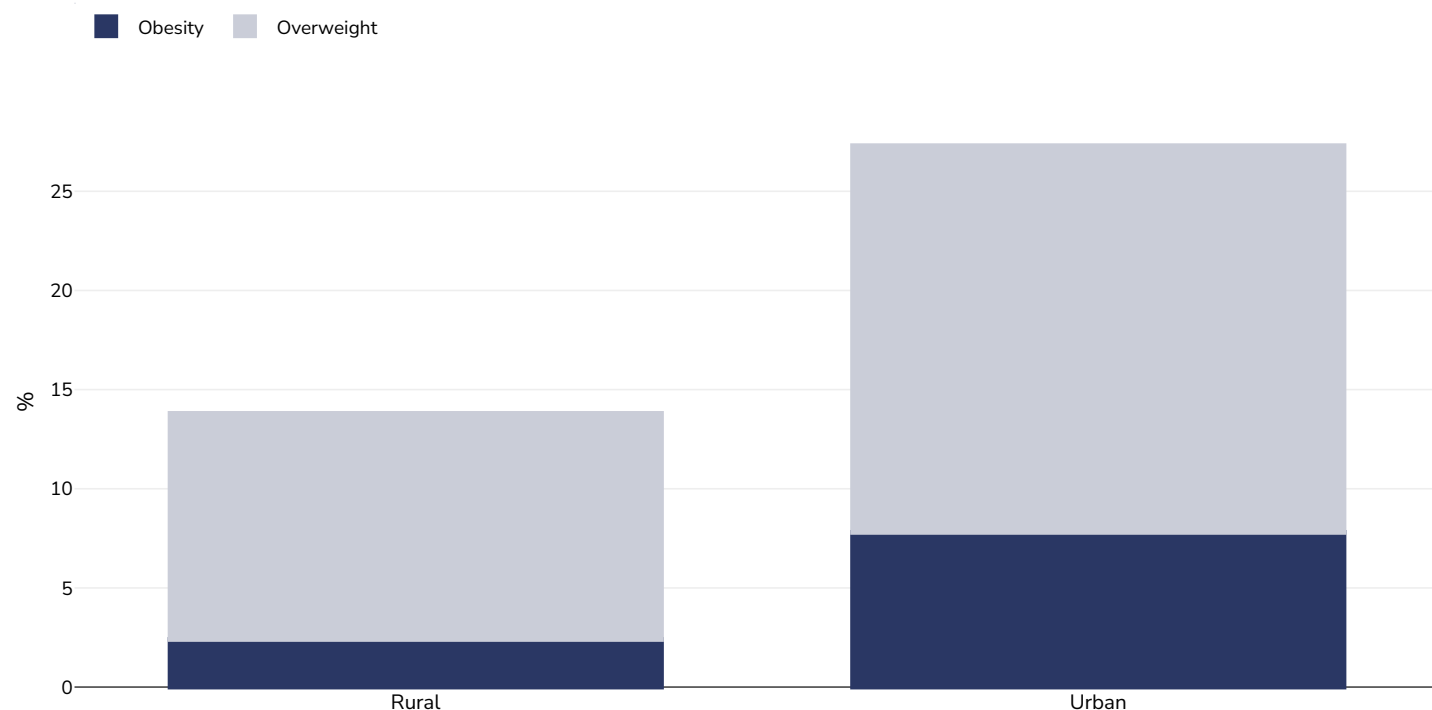
### 0-5 years, 2021-2022



Survey type:	Measured
Age:	0-5
Sample size:	2171
Area covered:	National
References:	Central Statistical Office (CSO). 2024. Eswatini Multiple Indicator Cluster Survey 2021-2022, Survey Findings Report. Mbabane, Eswatini: Central Statistical Office (CSO)
Notes:	Infants < 5 years of age Based on mothers educational status
Cutoffs:	+2/+3 SD

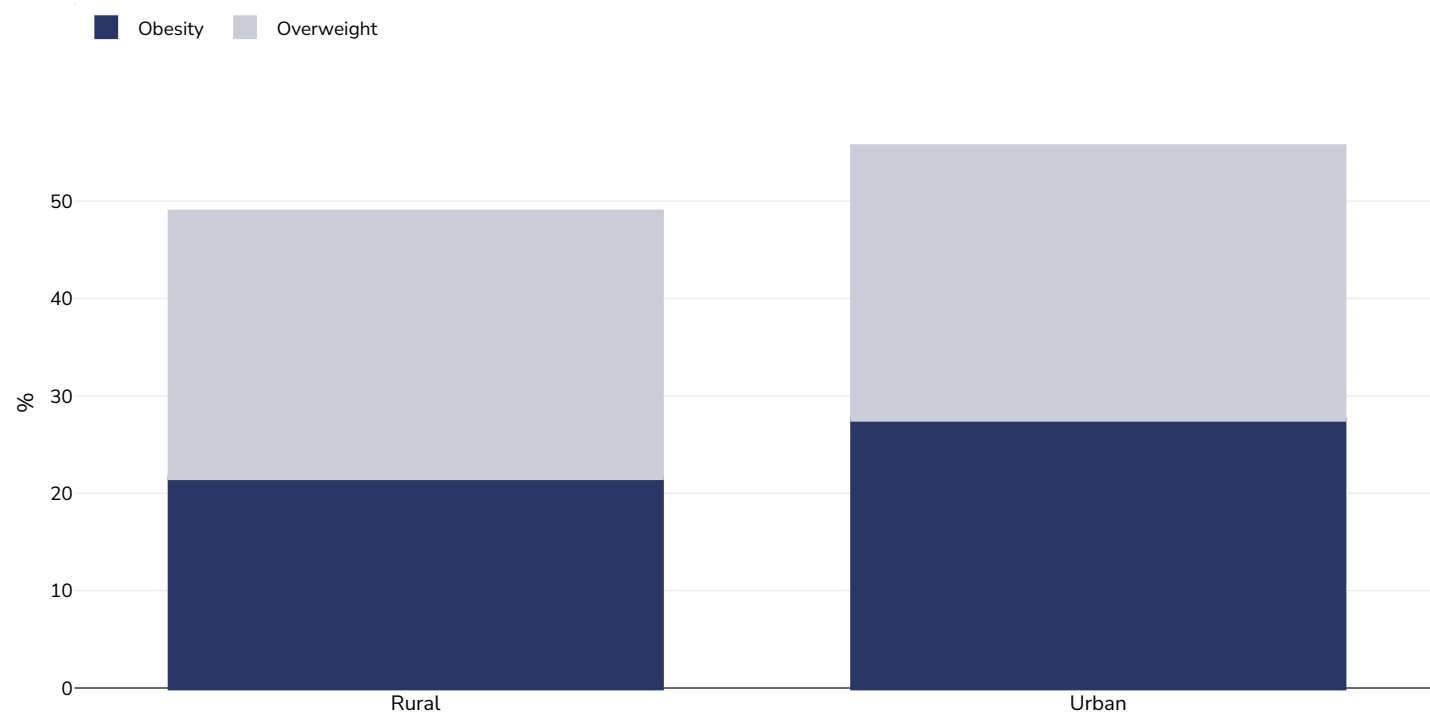
## Overweight/obesity by region

### Men, 2006-2007



Survey type:	Measured
Age:	15-49
Sample size:	Male: 3969 Female: 4519
Area covered:	National
References:	Central Statistical Office (CSO) [Swaziland], and Macro International Inc. 2008. Swaziland Demographic and Health Survey 2006-07. Mbabane, Swaziland: Central Statistical Office and Macro International Inc.
<i>Unless otherwise noted, overweight refers to a BMI between 25kg and 29.9kg/m<sup>2</sup>, obesity refers to a BMI greater than 30kg/m<sup>2</sup>.</i>	

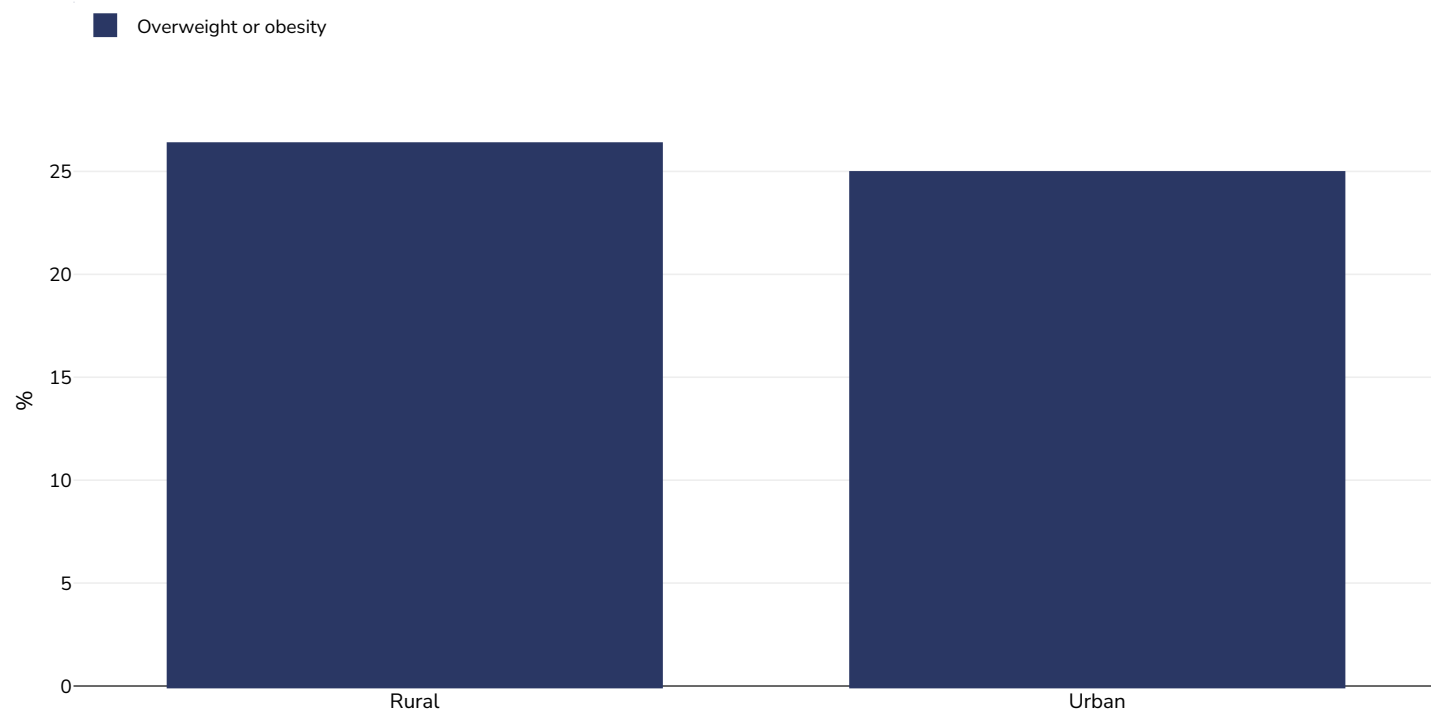
## Women, 2006-2007



Survey type:	Measured
Age:	15-49
Sample size:	Male: 3969 Female: 4519
Area covered:	National
References:	Central Statistical Office (CSO) [Swaziland], and Macro International Inc. 2008. Swaziland Demographic and Health Survey 2006-07. Mbabane, Swaziland: Central Statistical Office and Macro International Inc.

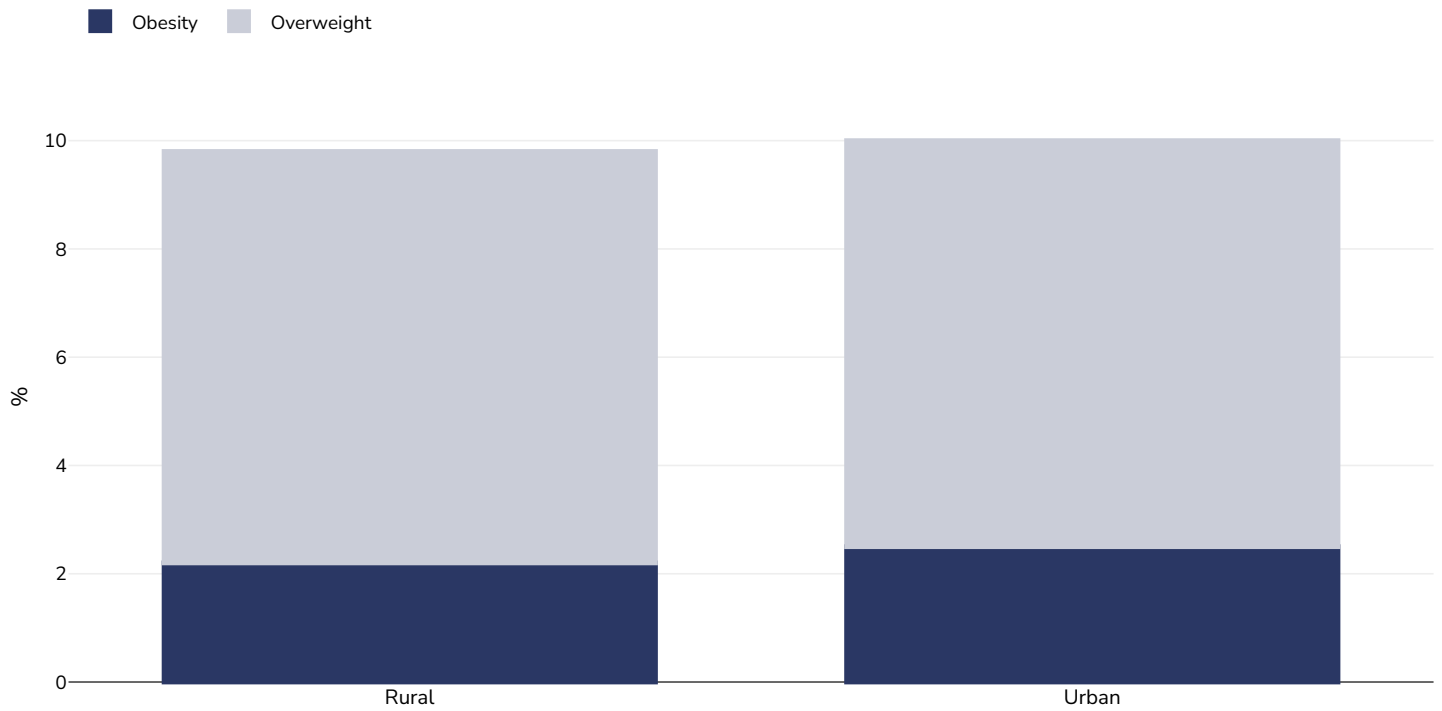
*Unless otherwise noted, overweight refers to a BMI between 25kg and 29.9kg/m<sup>2</sup>, obesity refers to a BMI greater than 30kg/m<sup>2</sup>.*

## Girls, 2006-2007



<b>Survey type:</b>	Measured
<b>Age:</b>	15-19
<b>Sample size:</b>	979
<b>Area covered:</b>	National
<b>References:</b>	Benedict, Rukundo K., Allison Schmale, and Sorrel Namaste. 2018. Adolescent Nutrition 2000-2017: DHS Data on Adolescents Age 15-19. DHS Comparative Report No. 47. Rockville, Maryland, USA: ICF. Central Statistical Office (CSO) [Swaziland], and Macro International Inc. 2008. Swaziland Demographic and Health Survey 2006-07. Mbabane, Swaziland: Central Statistical Office and Macro International Inc.
<b>Definitions:</b>	BMI for age: between +1 SD and +2 SD is overweight and greater than +2 SD is obesity
<b>Cutoffs:</b>	WHO 2007

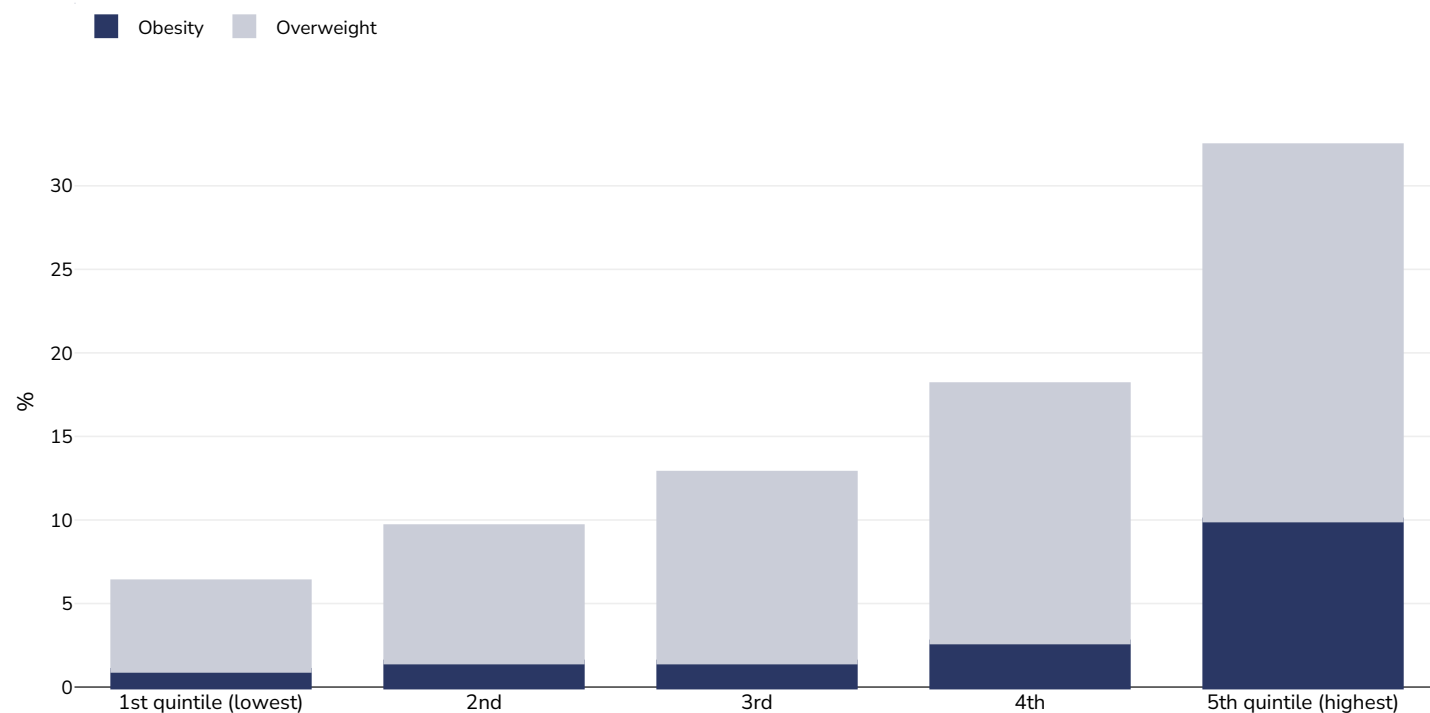
### 0-5 years, 2021-2022



<b>Survey type:</b>	Measured
<b>Sample size:</b>	2171
<b>Area covered:</b>	National
<b>References:</b>	Central Statistical Office (CSO). 2024. Eswatini Multiple Indicator Cluster Survey 2021-2022, Survey Findings Report. Mbabane, Eswatini: Central Statistical Office (CSO)
<b>Notes:</b>	Infants < 5 years of age

## Overweight/obesity by socio-economic group

### Men, 2006-2007



Survey type: Measured

Age: 15-49

Sample size: Male: 3969 Female: 4519

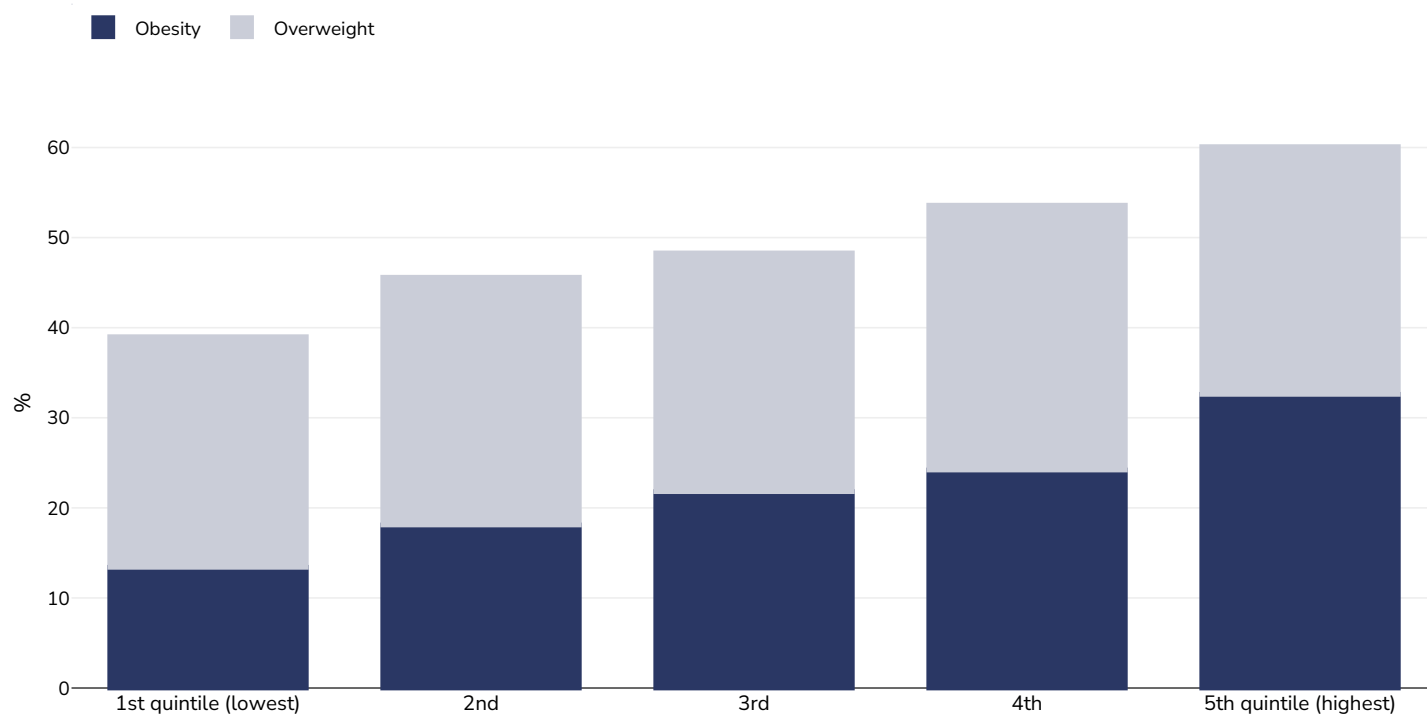
Area covered: National

References: Central Statistical Office (CSO) [Swaziland], and Macro International Inc. 2008. Swaziland Demographic and Health Survey 2006-07. Mbabane, Swaziland: Central Statistical Office and Macro International Inc.

Notes: Prevalence of overweight and obesity by wealth quintile

*Unless otherwise noted, overweight refers to a BMI between 25kg and 29.9kg/m<sup>2</sup>, obesity refers to a BMI greater than 30kg/m<sup>2</sup>.*

## Women, 2006-2007



Survey type: Measured

Age: 15-49

Sample size: Male: 3969 Female: 4519

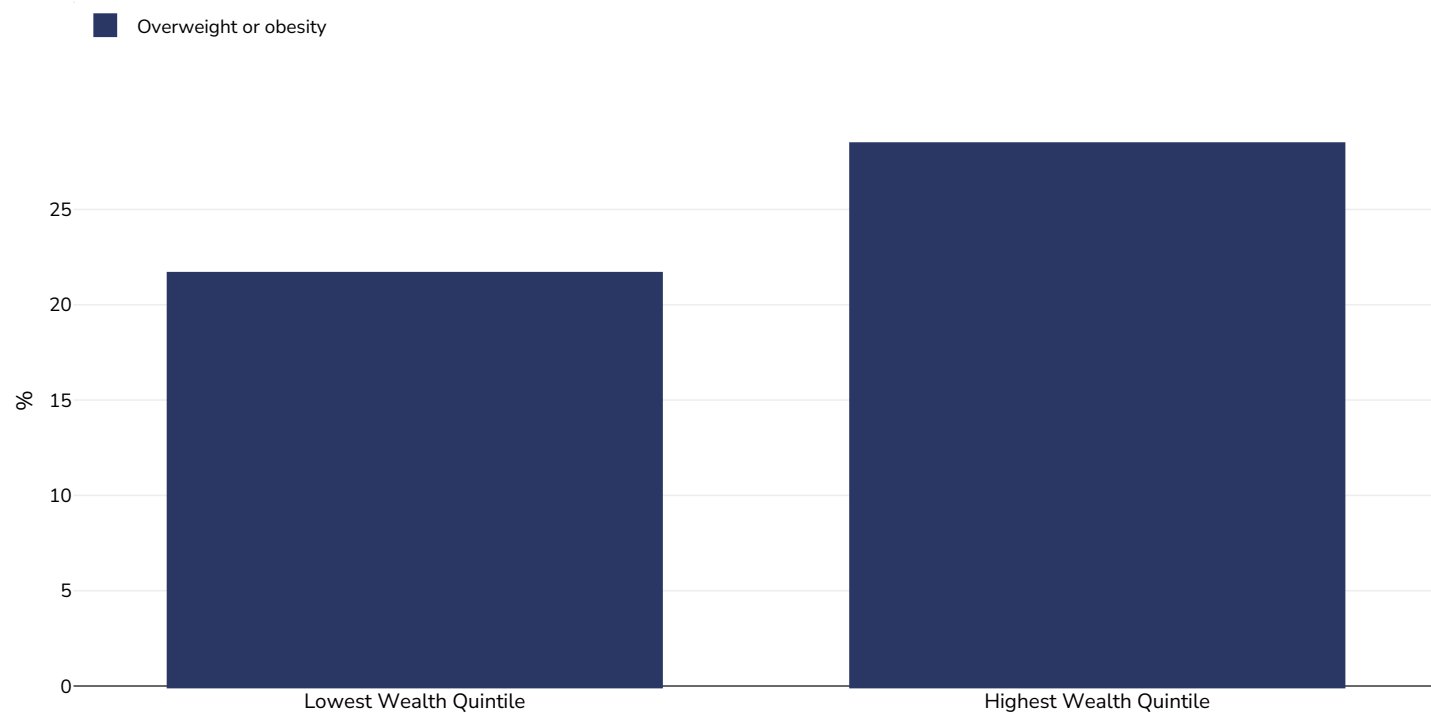
Area covered: National

References: Central Statistical Office (CSO) [Swaziland], and Macro International Inc. 2008. Swaziland Demographic and Health Survey 2006-07. Mbabane, Swaziland: Central Statistical Office and Macro International Inc.

Notes: Prevalence of overweight and obesity by wealth quintile

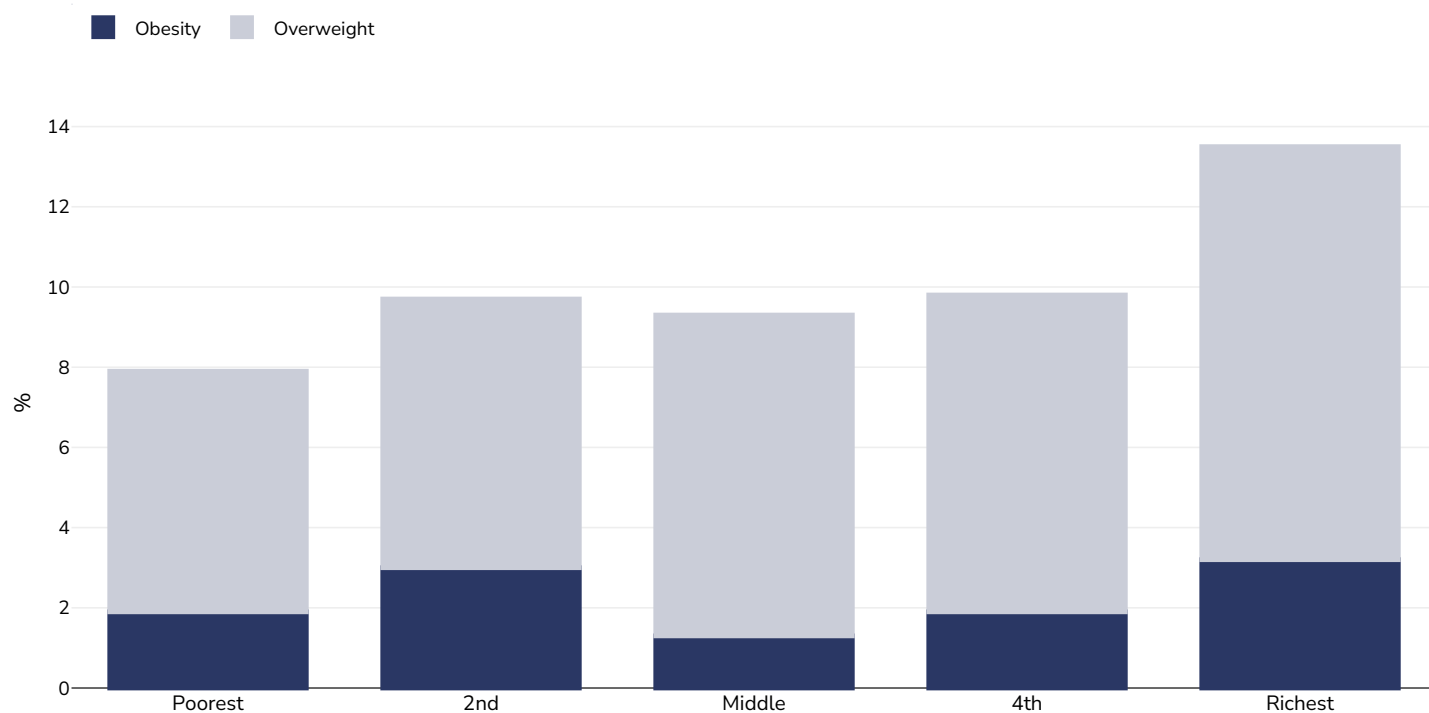
*Unless otherwise noted, overweight refers to a BMI between 25kg and 29.9kg/m<sup>2</sup>, obesity refers to a BMI greater than 30kg/m<sup>2</sup>.*

## Girls, 2006-2007



<b>Survey type:</b>	Measured
<b>Age:</b>	15-19
<b>Sample size:</b>	979
<b>Area covered:</b>	National
<b>References:</b>	Benedict, Rukundo K., Allison Schmale, and Sorrel Namaste. 2018. Adolescent Nutrition 2000-2017: DHS Data on Adolescents Age 15-19. DHS Comparative Report No. 47. Rockville, Maryland, USA: ICF. Central Statistical Office (CSO) [Swaziland], and Macro International Inc. 2008. Swaziland Demographic and Health Survey 2006-07. Mbabane, Swaziland: Central Statistical Office and Macro International Inc.
<b>Definitions:</b>	BMI for age: between +1 SD and +2 SD is overweight and greater than +2 SD is obesity
<b>Cutoffs:</b>	WHO 2007

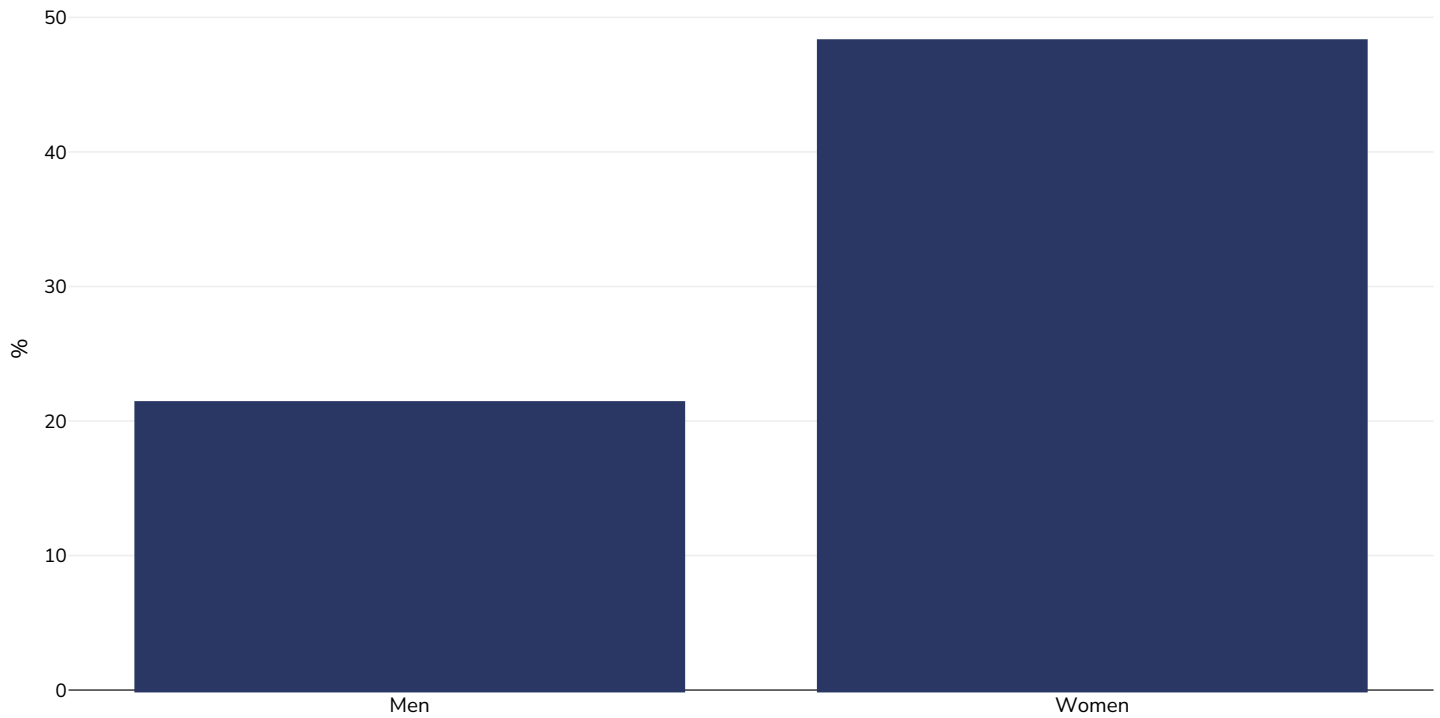
## 0-5 years, 2021-2022



Survey type:	Measured
Sample size:	2171
Area covered:	National
References:	Central Statistical Office (CSO). 2024. Eswatini Multiple Indicator Cluster Survey 2021-2022, Survey Findings Report. Mbabane, Eswatini: Central Statistical Office (CSO)
Notes:	Infants < 5 years of age
Cutoffs:	+2/+3 SD

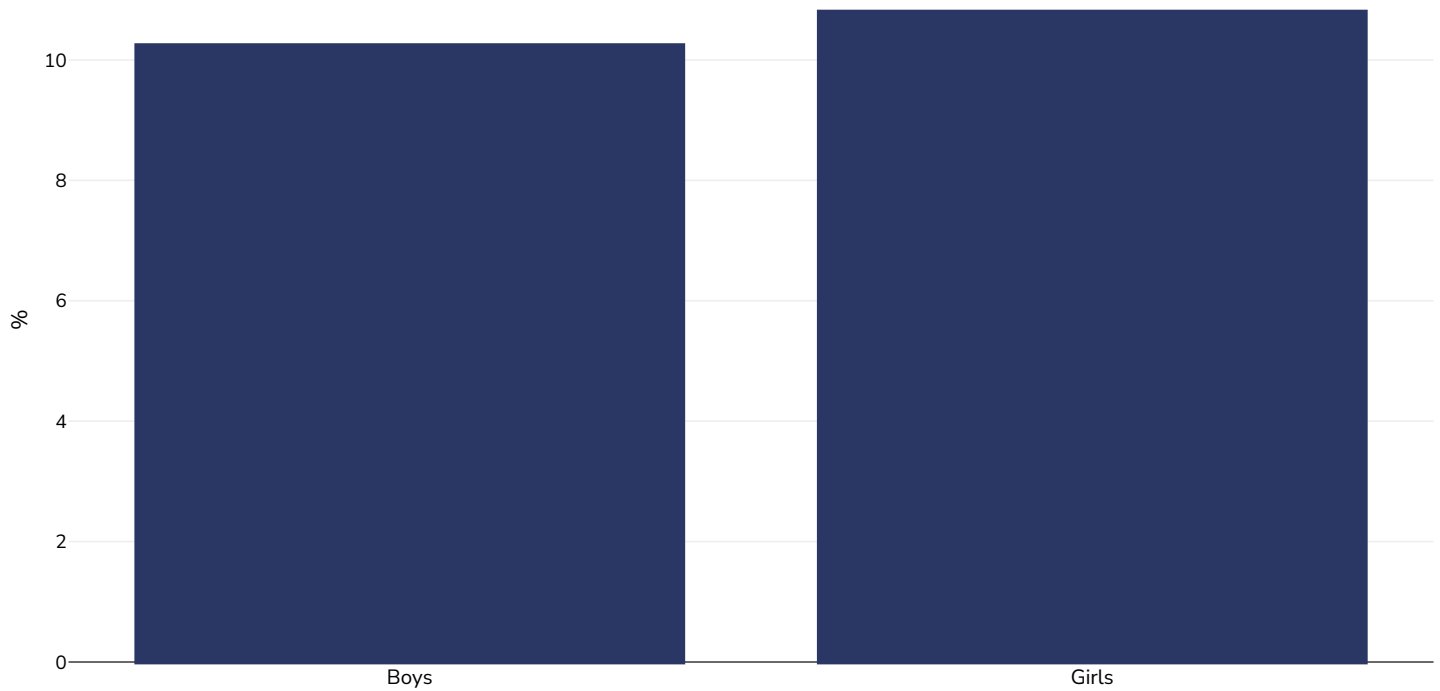
## Double burden of underweight & overweight

### Adults, 2022




<b>Survey type:</b>	Measured
<b>Age:</b>	20+
<b>References:</b>	NCD Risk Factor Collaboration (NCD-RisC). Worldwide trends in underweight and obesity from 1990 to 2022: a pooled analysis of 3663 population representative studies with 222 million children, adolescents, and adults. Lancet 2024; published online Feb 29. <a href="https://doi.org/10.1016/S0140-6736(23)02750-2">https://doi.org/10.1016/S0140-6736(23)02750-2</a> .
<b>Notes:</b>	Age Standardised estimates
<b>Definitions:</b>	Combined prevalence of BMI<18.5 kg/m <sup>2</sup> and BMI>=30 kg/m <sup>2</sup> (double burden of underweight and obesity)

## Children, 2022



<b>Survey type:</b>	Measured
<b>Age:</b>	5-19
<b>References:</b>	NCD Risk Factor Collaboration (NCD-RisC). Worldwide trends in underweight and obesity from 1990 to 2022: a pooled analysis of 3663 population representative studies with 222 million children, adolescents, and adults. Lancet 2024; published online Feb 29. <a href="https://doi.org/10.1016/S0140-6736(23)02750-2">https://doi.org/10.1016/S0140-6736(23)02750-2</a> .
<b>Notes:</b>	Age standardised estimates
<b>Definitions:</b>	Combined prevalence of BMI < -2SD and BMI > 2SD (double burden of thinness and obesity)
<b>Cutoffs:</b>	BMI < -2SD and BMI > 2SD

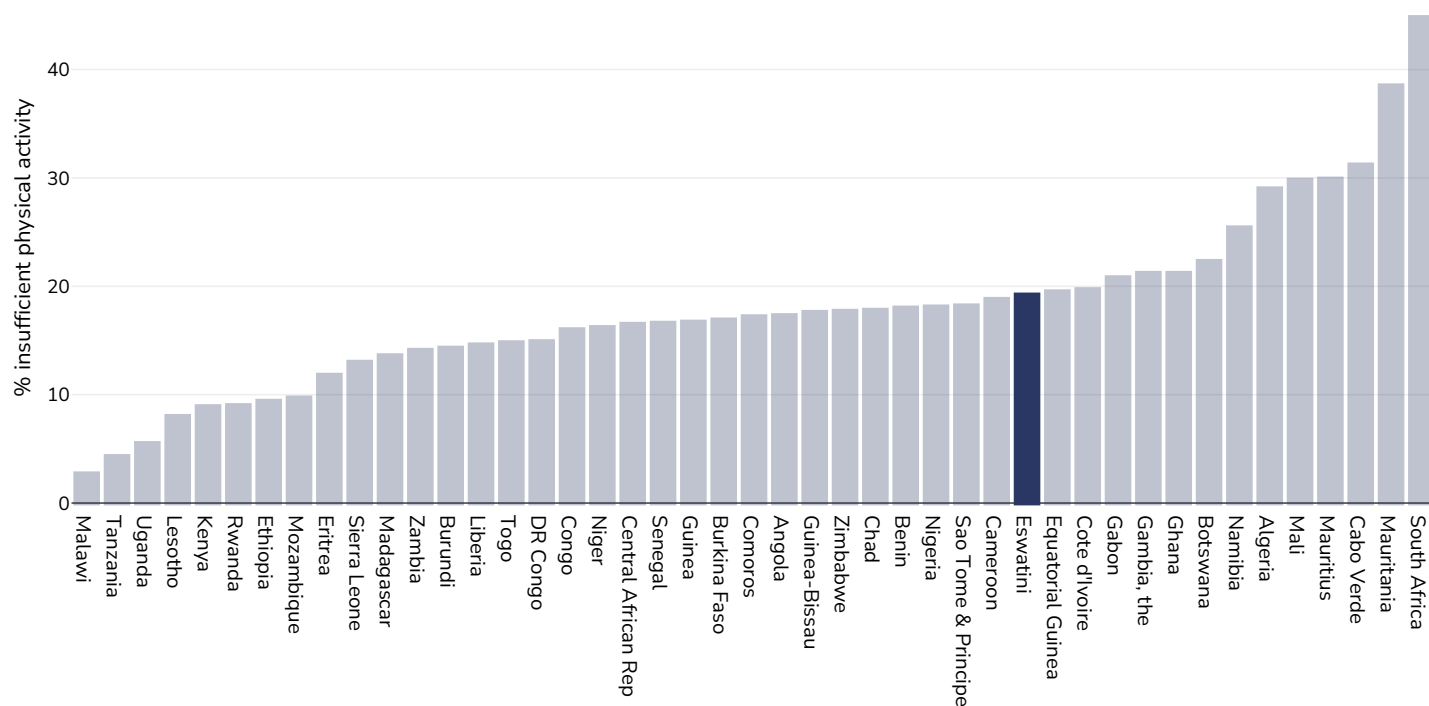
## 0-5 years, 2021-2022



<b>Survey type:</b>	Measured
<b>Age:</b>	0-5
<b>References:</b>	United Nations Children’s Fund, Division of Data, Analysis, Planning and Monitoring (2025). Global UNICEF Global Databases: Overlapping Stunting, Wasting and Overweight (Survey Estimates), 2025, New York. For more information, visit: <a href="https://data.unicef.org/topic/nutrition/malnutrition/">https://data.unicef.org/topic/nutrition/malnutrition/</a> [Accessed 06.08.25]
<b>Notes:</b>	Eswatini Multiple Indicator Cluster Survey 2021-2022
<b>Definitions:</b>	Combined percentage of children under 5 years of age who are either wasted, stunted, or overweight (falling below -2 standard deviations from the median weight-for-height, falling below -2 standard deviations from the median height for age, or falling at or above +2 standard deviations from the median weight-for-height of the reference population)
<b>Cutoffs:</b>	WHZ <-2, HAZ <-2 and WHZ >+2

## Insufficient physical activity

### Adults, 2022



Survey type: Self-reported

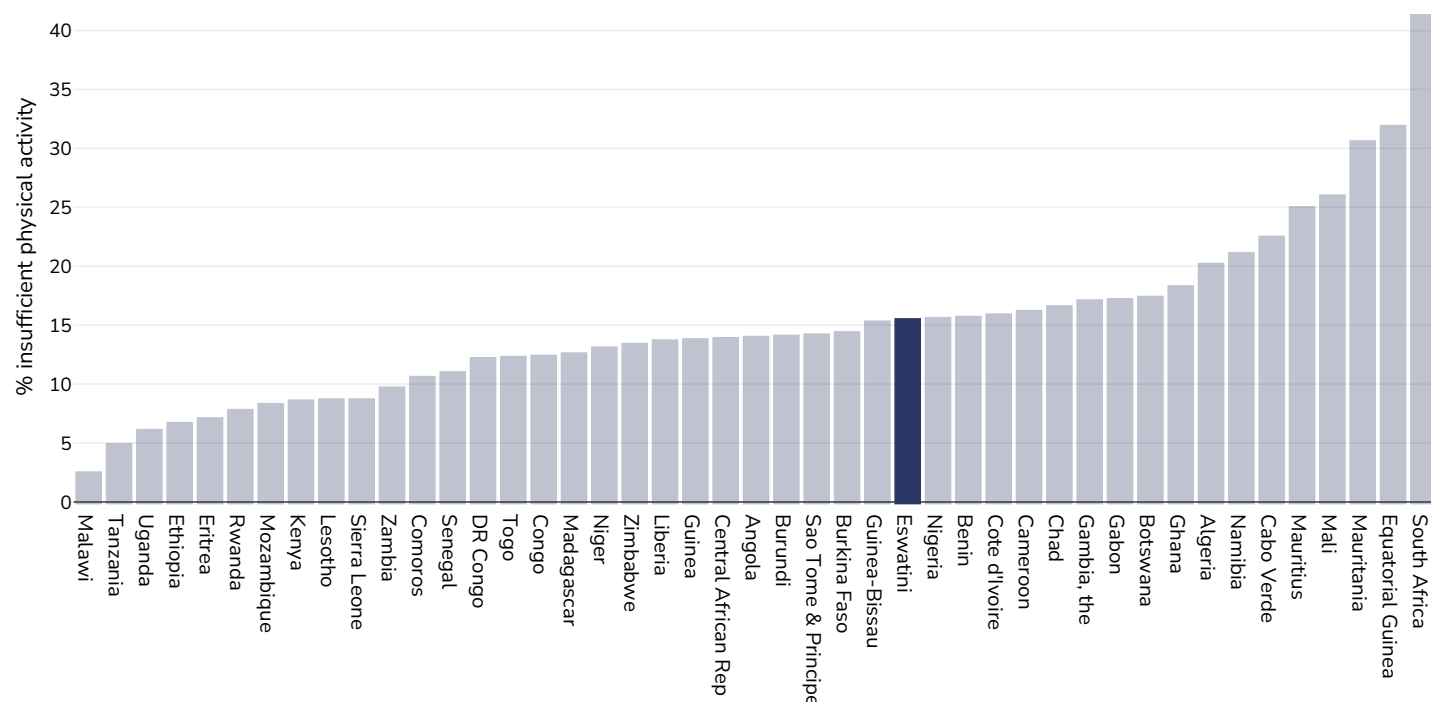
Age: 18+

Area covered: National

References: WHO (2024). Prevalence of insufficient physical activity among adults aged 18-years age-standardized estimate in 2022. Available at [https://www.who.int/data/gho/data/indicators/indicator-details/GHO/prevalence-of-insufficient-physical-activity-among-adults-aged-18-years-\(age-standardized-estimate\)-\(-\)](https://www.who.int/data/gho/data/indicators/indicator-details/GHO/prevalence-of-insufficient-physical-activity-among-adults-aged-18-years-(age-standardized-estimate)-(-))

Definitions: Percent of population attaining less than 150 minutes of moderate-intensity physical activity per week, or less than 75 minutes of vigorous-intensity physical activity per week, or equivalent.

## Men, 2022



Survey type: Self-reported

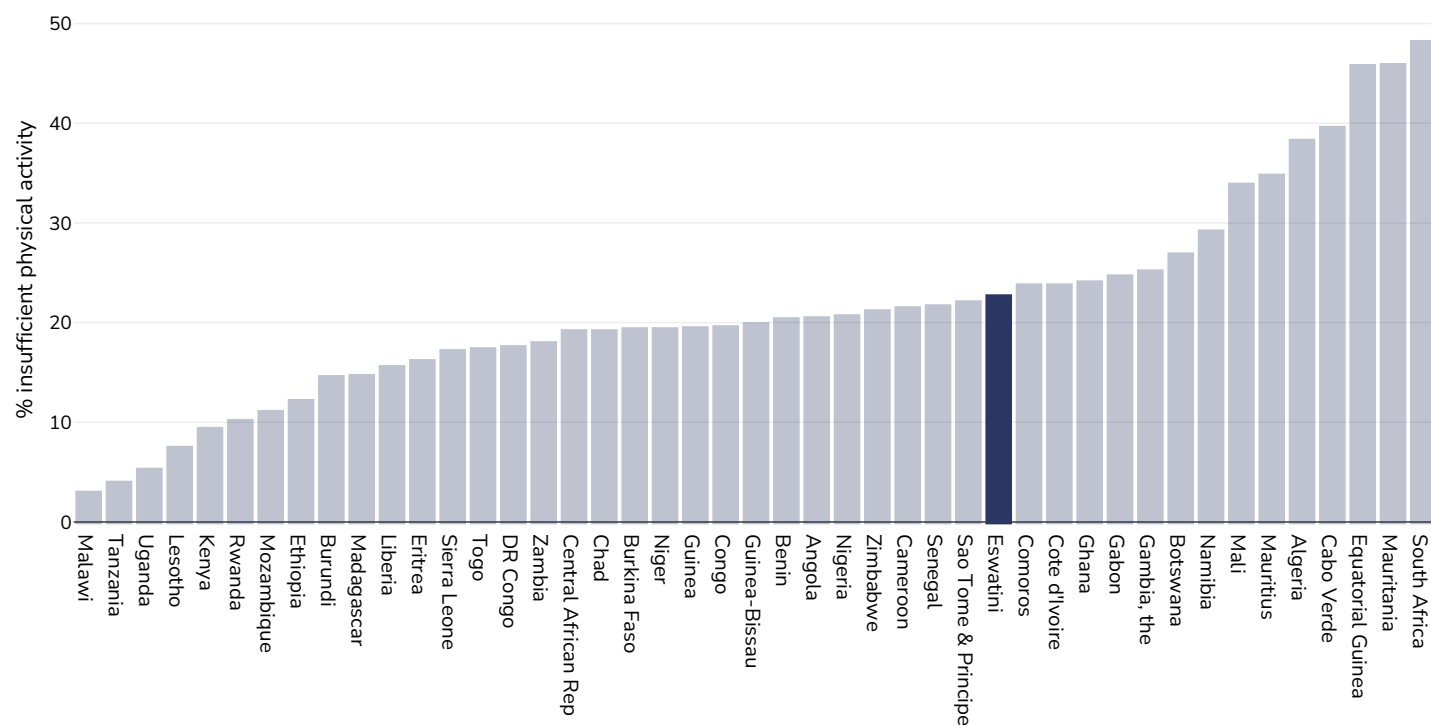
Age: 18+

Area covered: National

References: WHO (2024). Prevalence of insufficient physical activity among adults aged 18-years age-standardized estimate in 2022. Available at [https://www.who.int/data/gho/data/indicators/indicator-details/GHO/prevalence-of-insufficient-physical-activity-among-adults-aged-18-years-\(age-standardized-estimate\)-\(-\)](https://www.who.int/data/gho/data/indicators/indicator-details/GHO/prevalence-of-insufficient-physical-activity-among-adults-aged-18-years-(age-standardized-estimate)-(-))

Definitions: Percent of population attaining less than 150 minutes of moderate-intensity physical activity per week, or less than 75 minutes of vigorous-intensity physical activity per week, or equivalent.

## Women, 2022



Survey type: Self-reported

Age: 18+

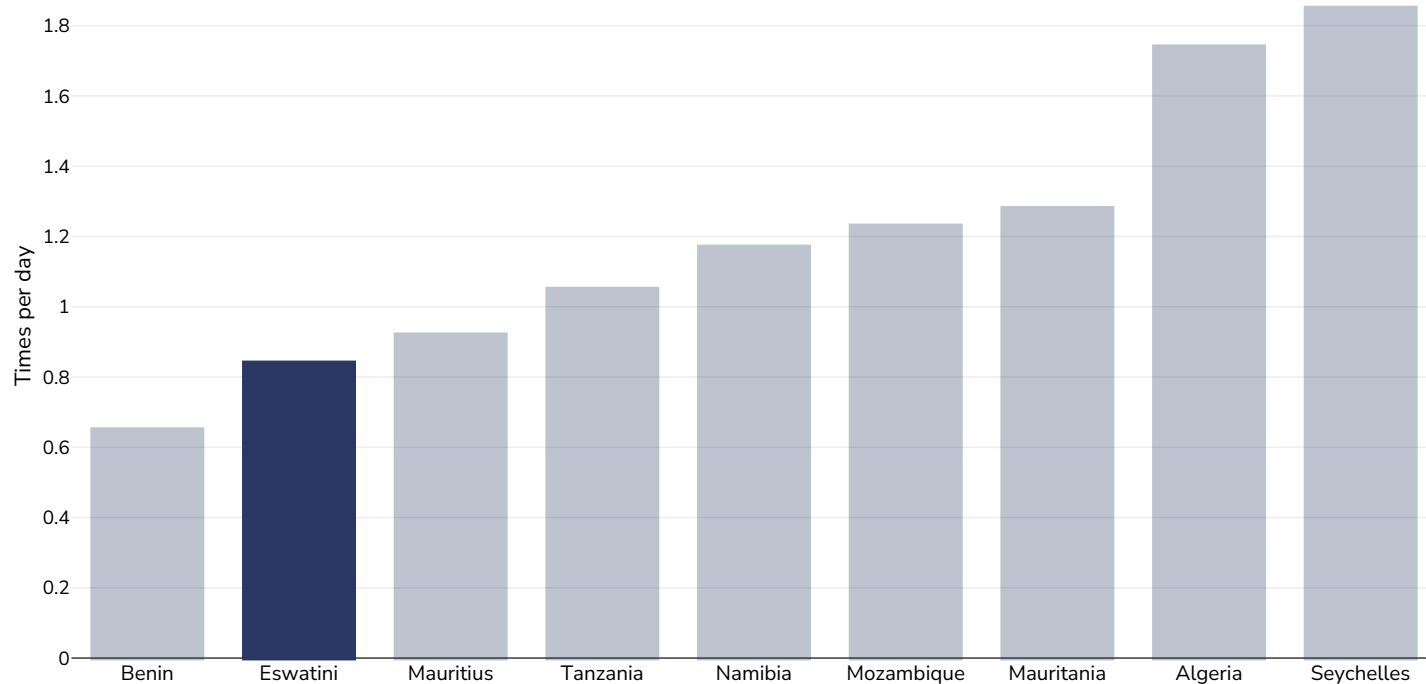
Area covered: National

References: WHO (2024). Prevalence of insufficient physical activity among adults aged 18-years age-standardized estimate in 2022. Available at [https://www.who.int/data/gho/data/indicators/indicator-details/GHO/prevalence-of-insufficient-physical-activity-among-adults-aged-18-years-\(age-standardized-estimate\)-\(-\)](https://www.who.int/data/gho/data/indicators/indicator-details/GHO/prevalence-of-insufficient-physical-activity-among-adults-aged-18-years-(age-standardized-estimate)-(-))

Definitions: Percent of population attaining less than 150 minutes of moderate-intensity physical activity per week, or less than 75 minutes of vigorous-intensity physical activity per week, or equivalent.

## Average daily frequency of carbonated soft drink consumption

### Children, 2009-2015



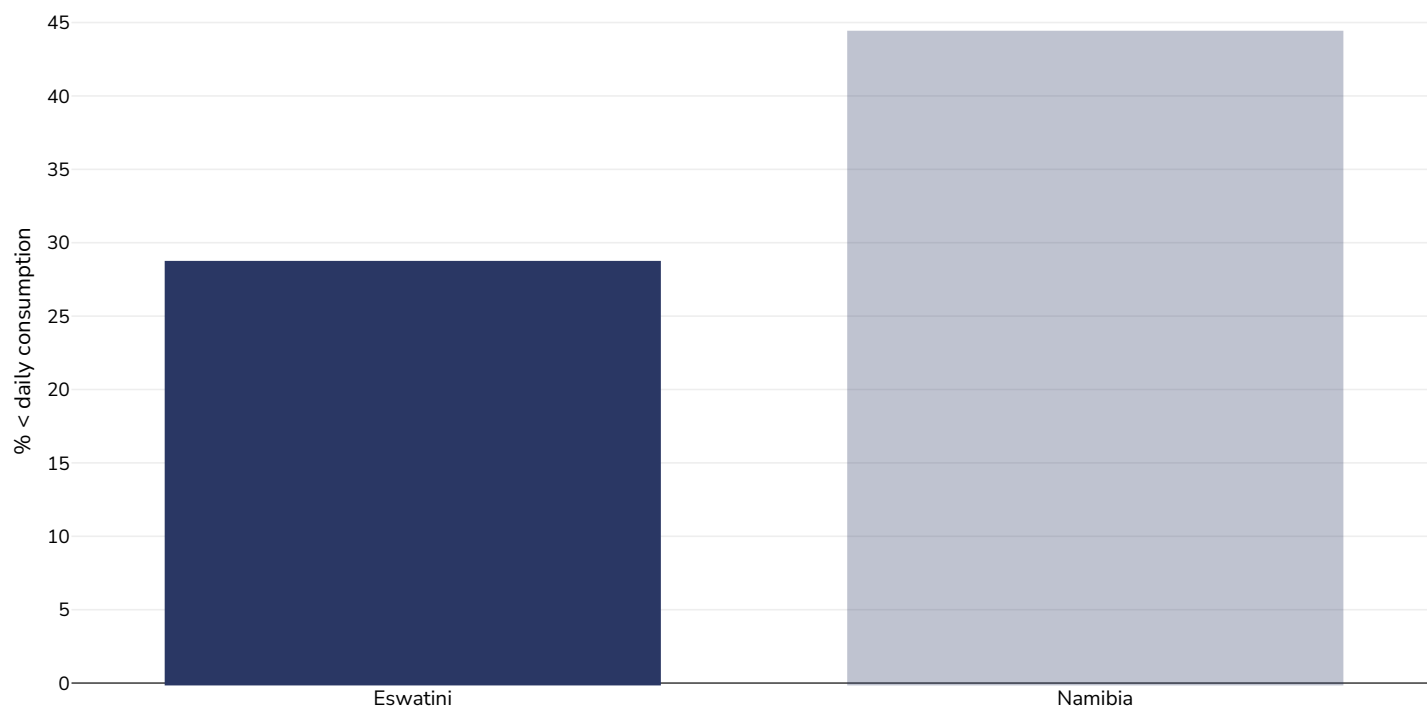
Survey type: Measured

Age: 12-17

References: Beal et al. (2019). Global Patterns of Adolescent Fruit, Vegetable, Carbonated Soft Drink, and Fast-food consumption: A meta-analysis of global school-based student health surveys. Food and Nutrition Bulletin. <https://doi.org/10.1177/0379572119848287> sourced from Food Systems Dashboard <http://www.foodsystemsdashboard.org/food-system>

## Prevalence of less than daily fruit consumption

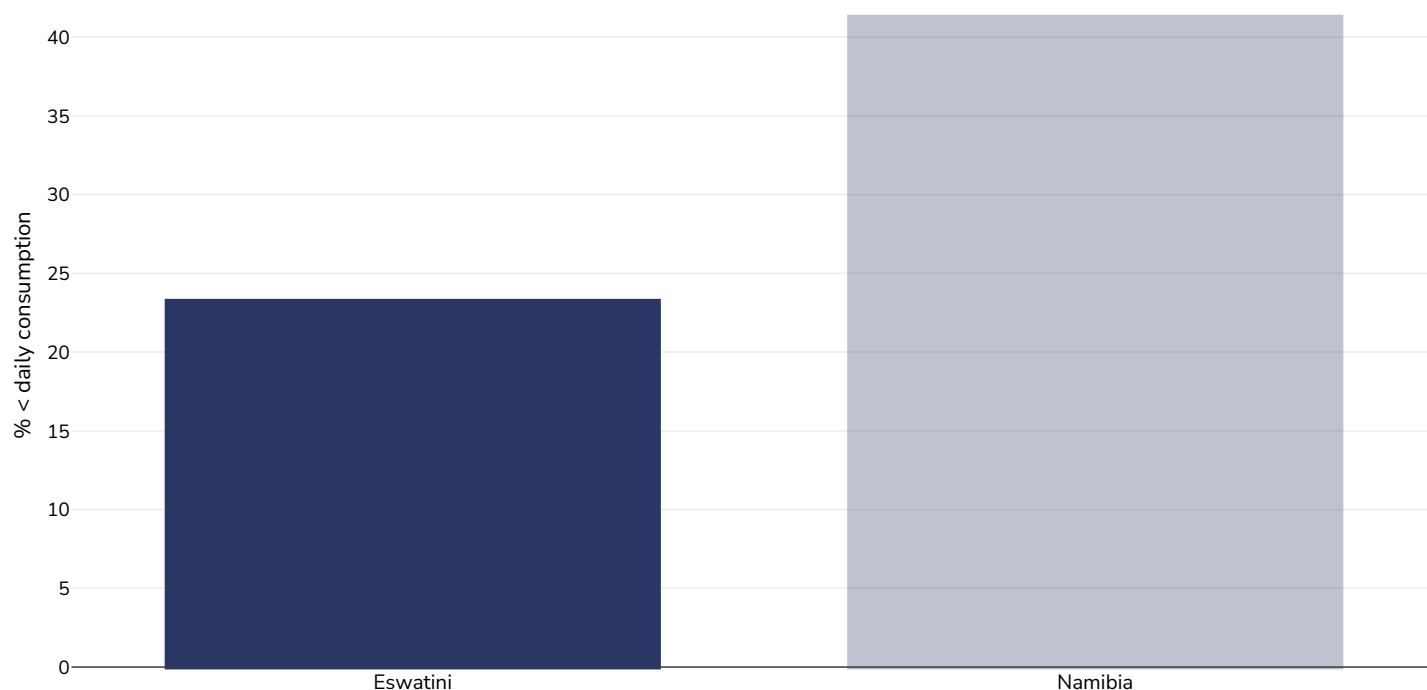
### Children, 2013



<b>Survey type:</b>	Self-reported
<b>Age:</b>	12-17
<b>Area covered:</b>	National
<b>References:</b>	Global School-based Student Health Surveys. Beal et al (2019). Global Patterns of Adolescent Fruit, Vegetable, Carbonated Soft Drink, and Fast-food consumption: A meta-analysis of global school-based student health surveys. Food and Nutrition Bulletin. <a href="https://doi.org/10.1177/0379572119848287">https://doi.org/10.1177/0379572119848287</a> . Sourced from Food Systems Dashboard <a href="http://www.foodsystemsdashboard.org/food-system">http://www.foodsystemsdashboard.org/food-system</a>
<b>Definitions:</b>	Prevalence of less-than-daily fruit consumption (% less-than-daily fruit consumption)

## Prevalence of less than daily vegetable consumption

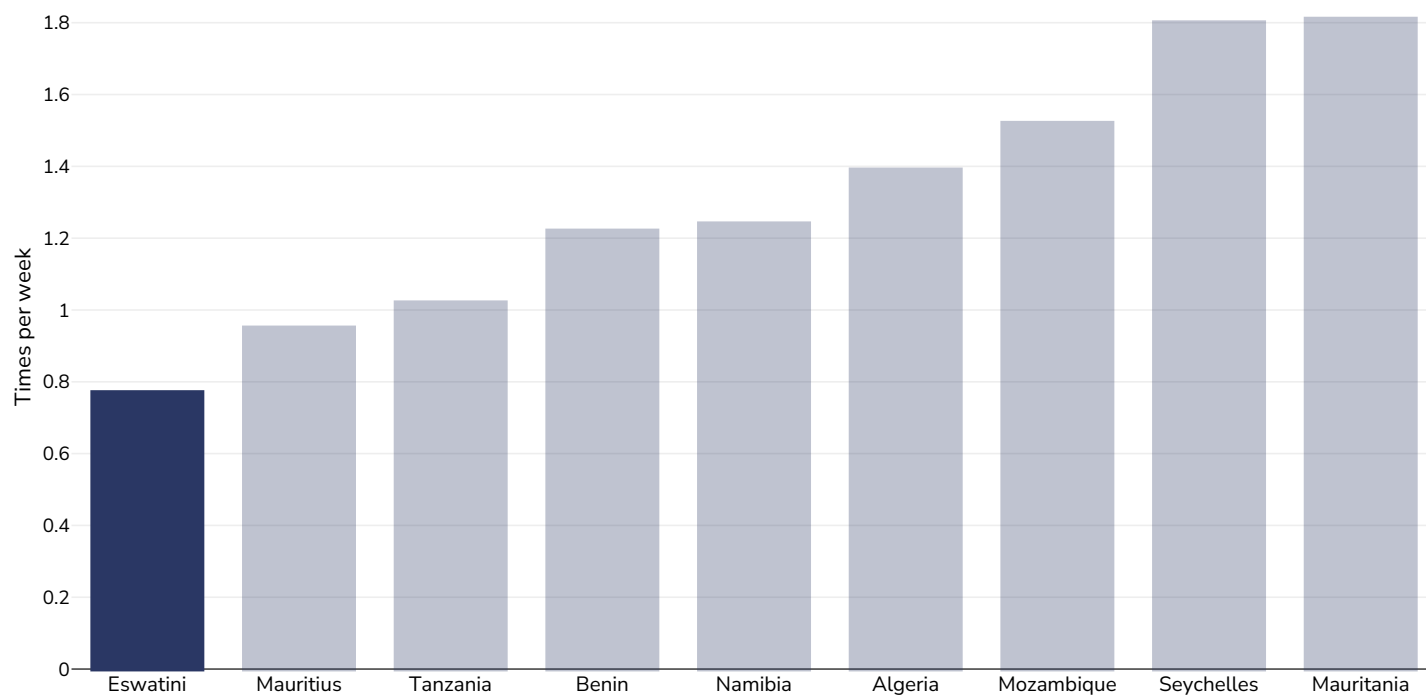
### Children, 2013



<b>Survey type:</b>	Self-reported
<b>Age:</b>	12-17
<b>Area covered:</b>	National
<b>References:</b>	Beal et al. (2019). Global Patterns of Adolescent Fruit, Vegetable, Carbonated Soft Drink, and Fast-food consumption: A meta-analysis of global school-based student health surveys. Food and Nutrition Bulletin. <a href="https://doi.org/10.1177/0379572119848287">https://doi.org/10.1177/0379572119848287</a> sourced from Food Systems Dashboard <a href="http://www.foodsystemsdashboard.org/food-system">http://www.foodsystemsdashboard.org/food-system</a>
<b>Definitions:</b>	Prevalence of less-than-daily vegetable consumption (% less-than-daily vegetable consumption)

## Average weekly frequency of fast food consumption

### Children, 2009-2015



Age:

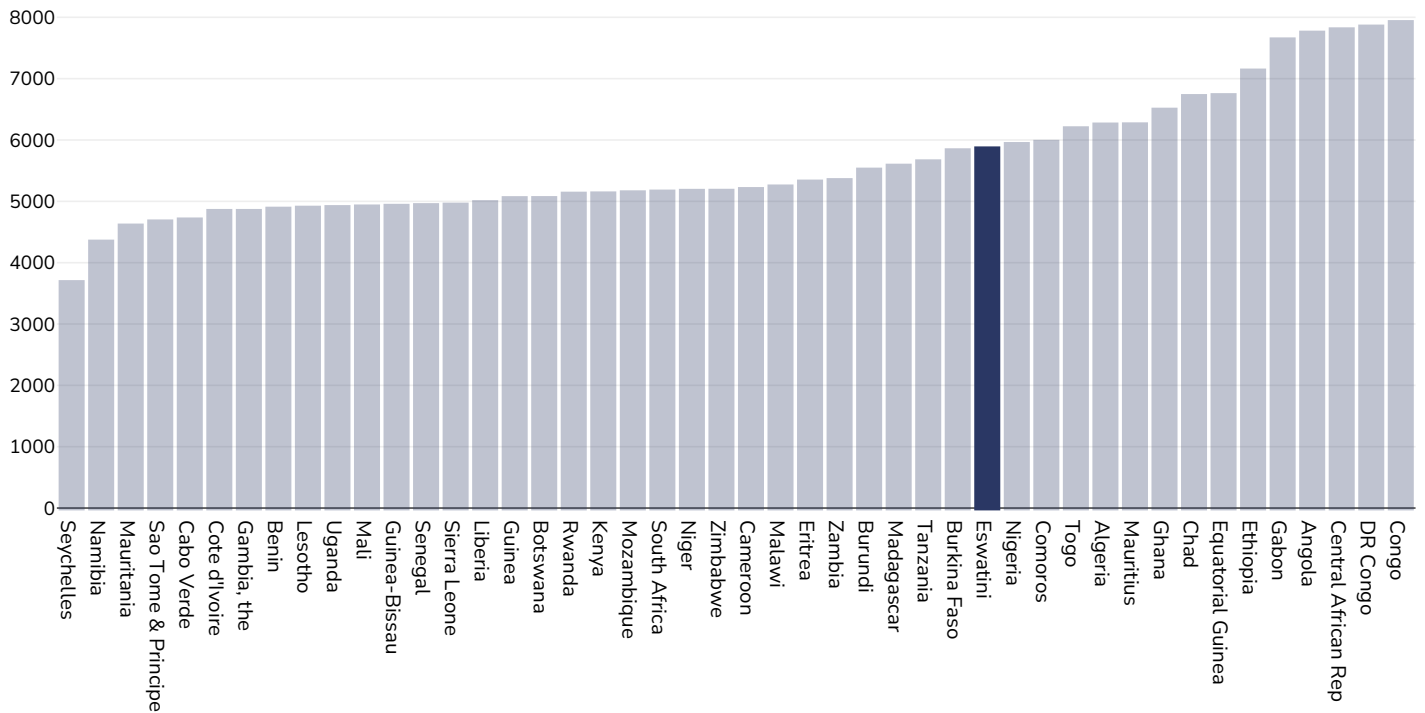
12-17

**References:**

Beal et al. (2019). Global Patterns of Adolescent Fruit, Vegetable, Carbonated Soft Drink, and Fast-food consumption: A meta-analysis of global school-based student health surveys. Food and Nutrition Bulletin. <https://doi.org/10.1177/0379572119848287> sourced from Food Systems Dashboard <http://www.foodsystemsdashboard.org/food-system>

## Mental health - depression disorders

### Adults, 2023



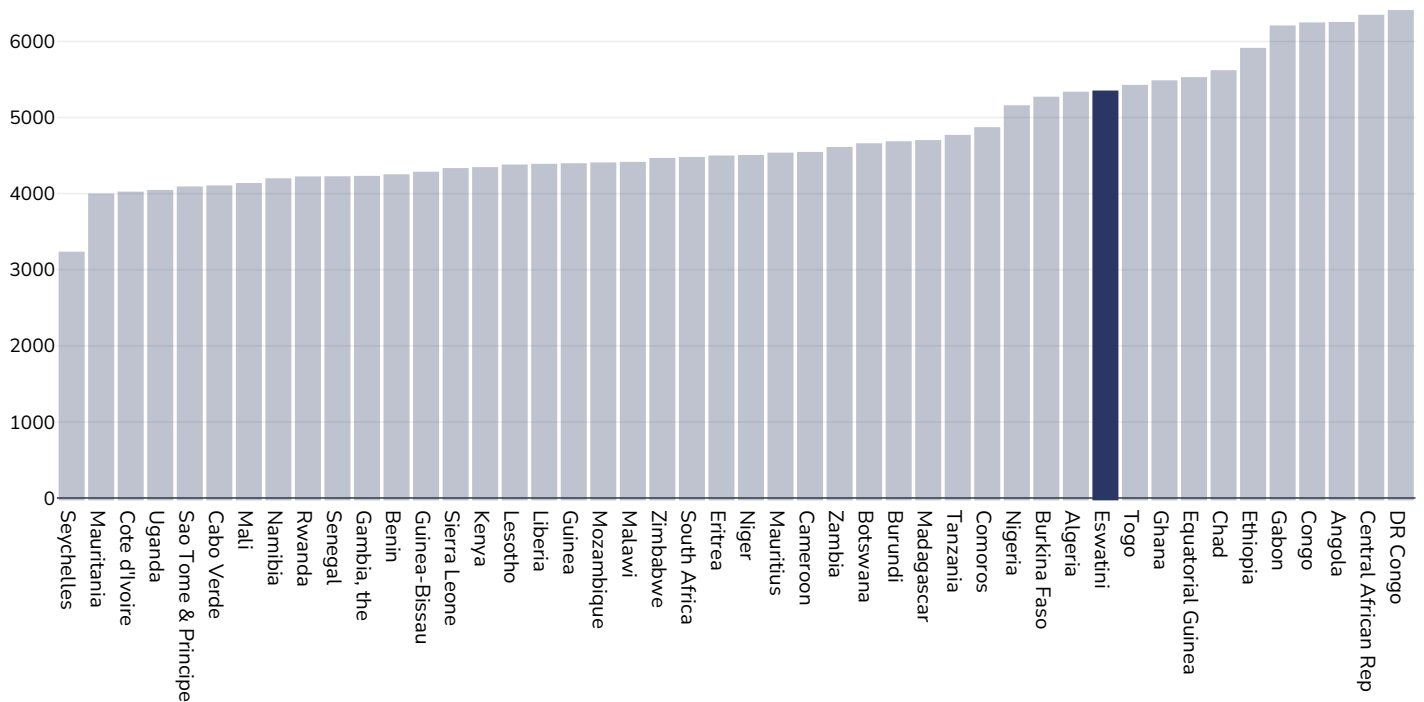
Age: 20+

Area covered: National

References: Institute for Health Metrics and Evaluation (IHME). GBD Compare Data Visualization. Global Burden of Disease (GBD) Study 2023. Seattle, WA: IHME, University of Washington, 2025. Available from <https://vizhub.healthdata.org/gbd-compare/> [Accessed 17.03.26]

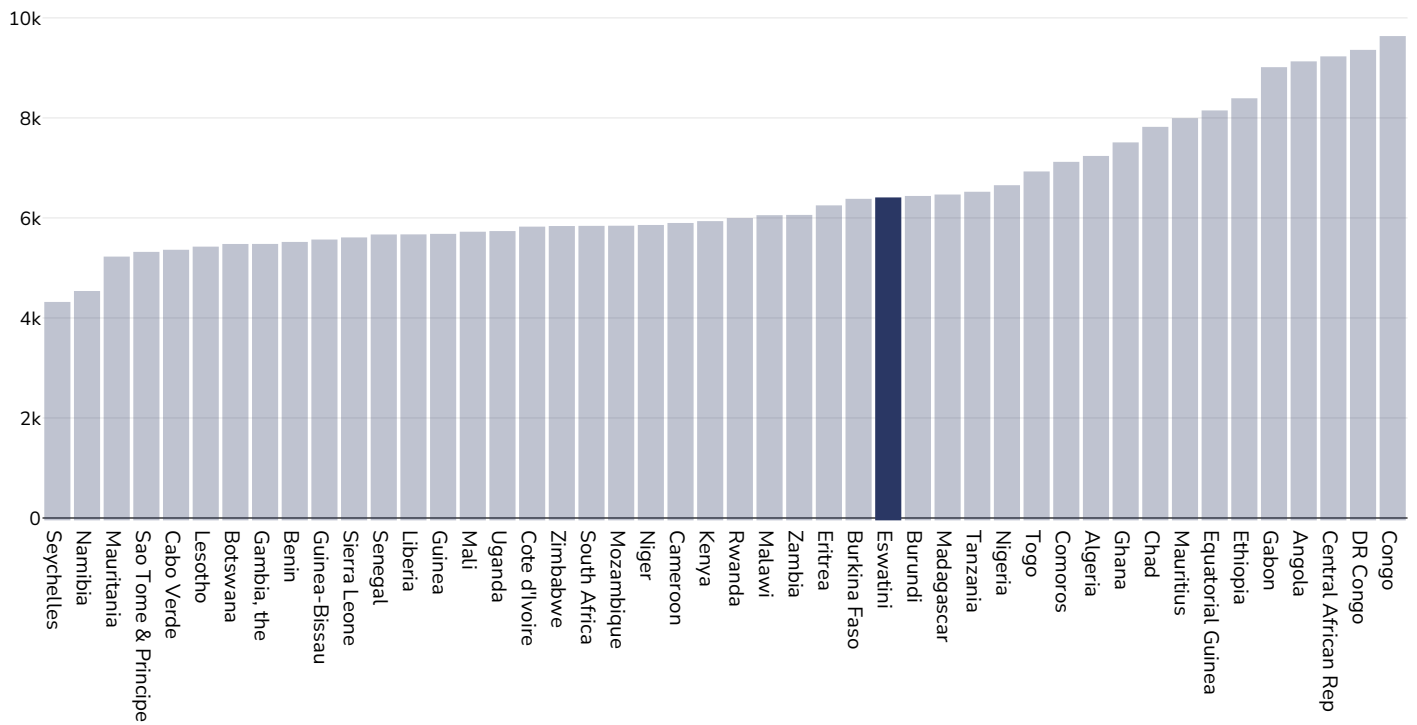
Definitions: Estimated number living with depressive disorders per 100,000 population (20+ years of age)

**Men, 2023**



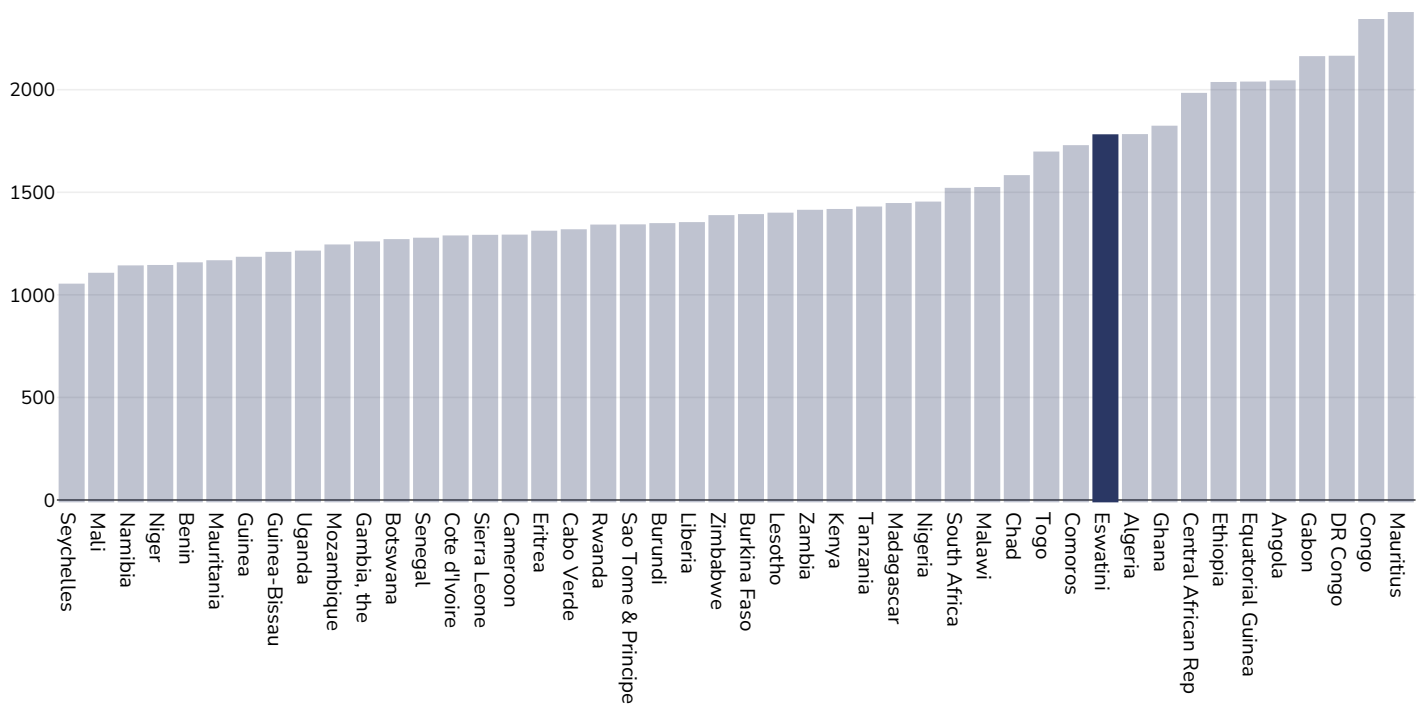
<b>Age:</b>	20+
<b>Area covered:</b>	National
<b>References:</b>	Institute for Health Metrics and Evaluation (IHME). GBD Compare Data Visualization. Global Burden of Disease (GBD) Study 2023. Seattle, WA: IHME, University of Washington, 2025. Available from <a href="https://vizhub.healthdata.org/gbd-compare/">https://vizhub.healthdata.org/gbd-compare/</a> [Accessed 17.03.26]
<b>Definitions:</b>	Estimated number living with depressive disorders per 100,000 population (20+ years of age)

## Women, 2023



<b>Age:</b>	20+
<b>Area covered:</b>	National
<b>References:</b>	Institute for Health Metrics and Evaluation (IHME). GBD Compare Data Visualization. Global Burden of Disease (GBD) Study 2023. Seattle, WA: IHME, University of Washington, 2025. Available from <a href="https://vizhub.healthdata.org/gbd-compare/">https://vizhub.healthdata.org/gbd-compare/</a> [Accessed 17.03.26]
<b>Definitions:</b>	Estimated number living with depressive disorders per 100,000 population (20+ years of age)

### Children, 2023

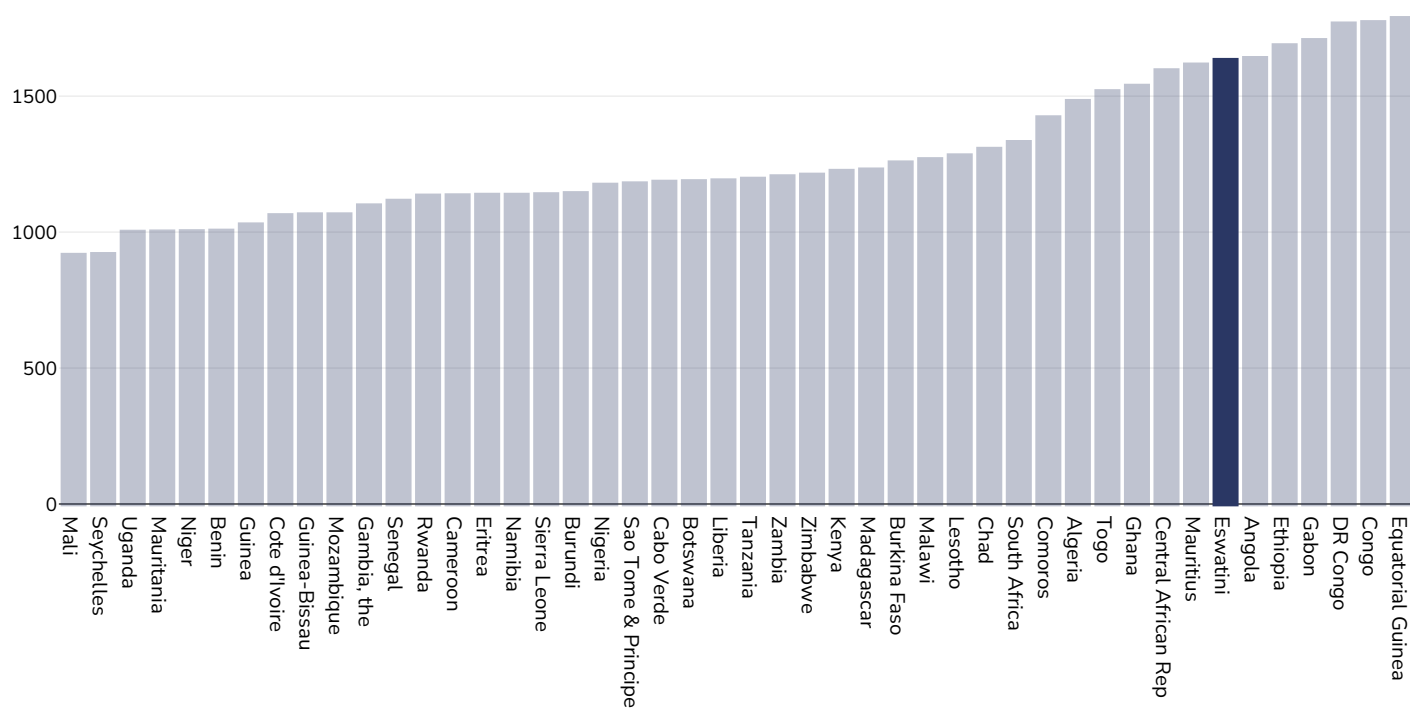


**Area covered:** National

**References:** Institute for Health Metrics and Evaluation (IHME). GBD Compare Data Visualization. Global Burden of Disease (GBD) Study 2023. Seattle, WA: IHME, University of Washington, 2025. Available from <https://vizhub.healthdata.org/gbd-compare/> [Accessed 17.03.26]

**Definitions:** Estimated number living with depressive disorders per 100,000 population (under 20 years of age)

## Boys, 2023

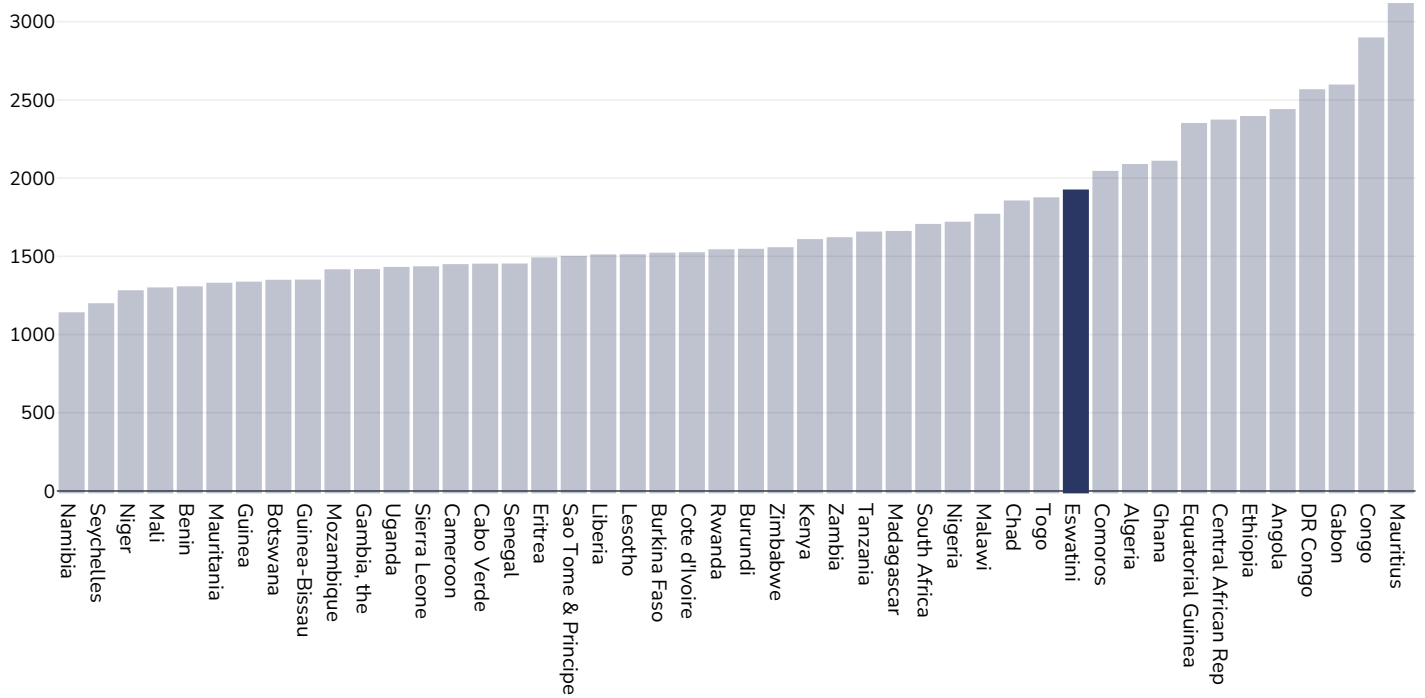


**Area covered:** National

**References:** Institute for Health Metrics and Evaluation (IHME). GBD Compare Data Visualization. Global Burden of Disease (GBD) Study 2023. Seattle, WA: IHME, University of Washington, 2025. Available from <https://vizhub.healthdata.org/gbd-compare/> [Accessed 17.03.26]

**Definitions:** Estimated number living with depressive disorders per 100,000 population (under 20 years of age)

## Girls, 2023



Area covered:

National

References:

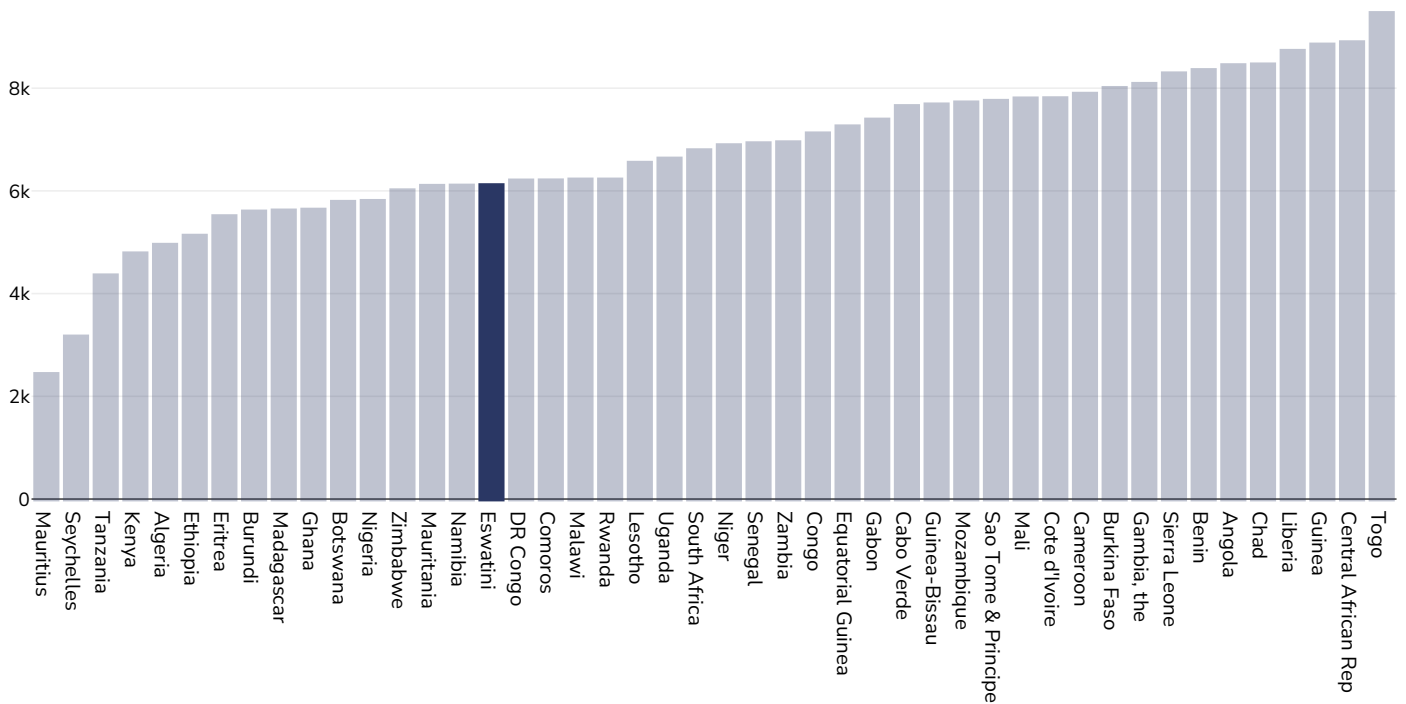
Institute for Health Metrics and Evaluation (IHME). GBD Compare Data Visualization. Global Burden of Disease (GBD) Study 2023. Seattle, WA: IHME, University of Washington, 2025. Available from <https://vizhub.healthdata.org/gbd-compare/> [Accessed 17.03.26]

Definitions:

Estimated number living with depressive disorders per 100,000 population (under 20 years of age)

## Mental health - anxiety disorders

### Adults, 2023



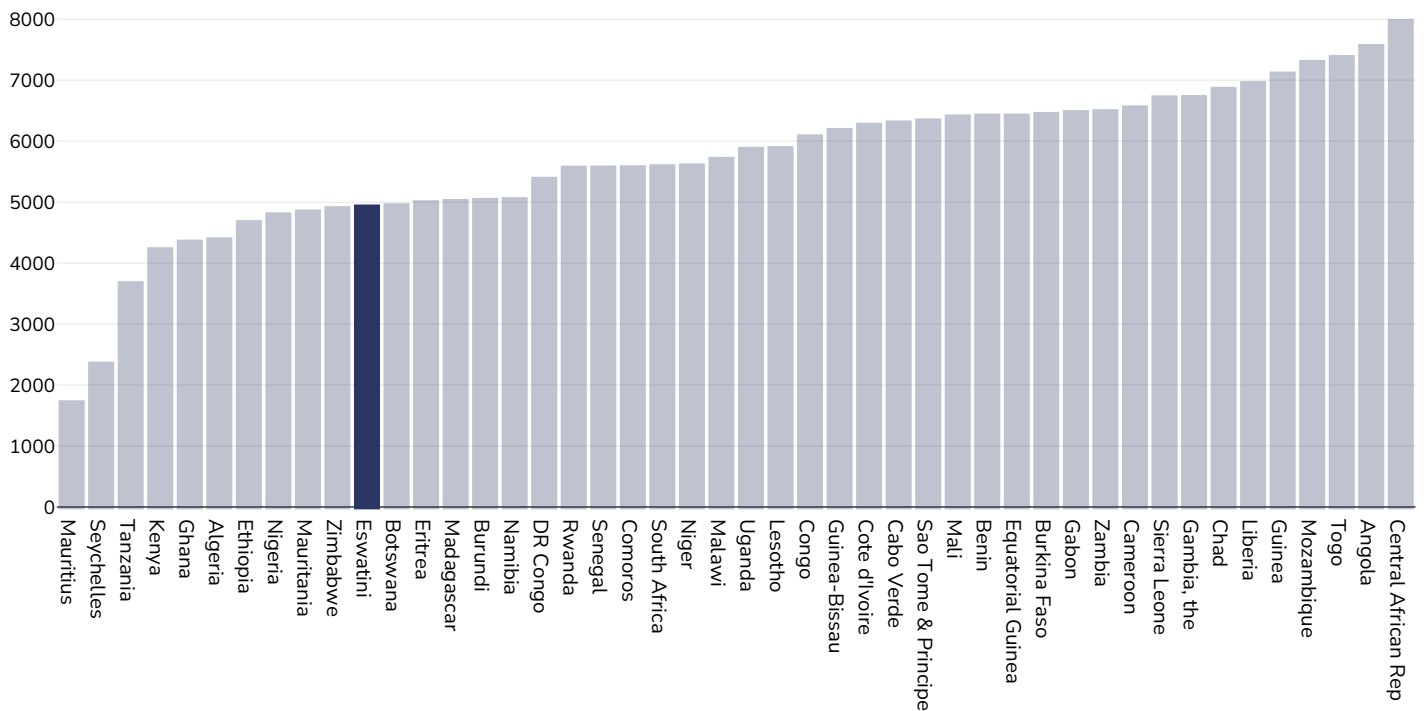
Age: 20+

Area covered: National

References: Institute for Health Metrics and Evaluation (IHME). GBD Compare Data Visualization. Global Burden of Disease (GBD) Study 2023. Seattle, WA: IHME, University of Washington, 2025. Available from <https://vizhub.healthdata.org/gbd-compare/> [Accessed 17.03.26]

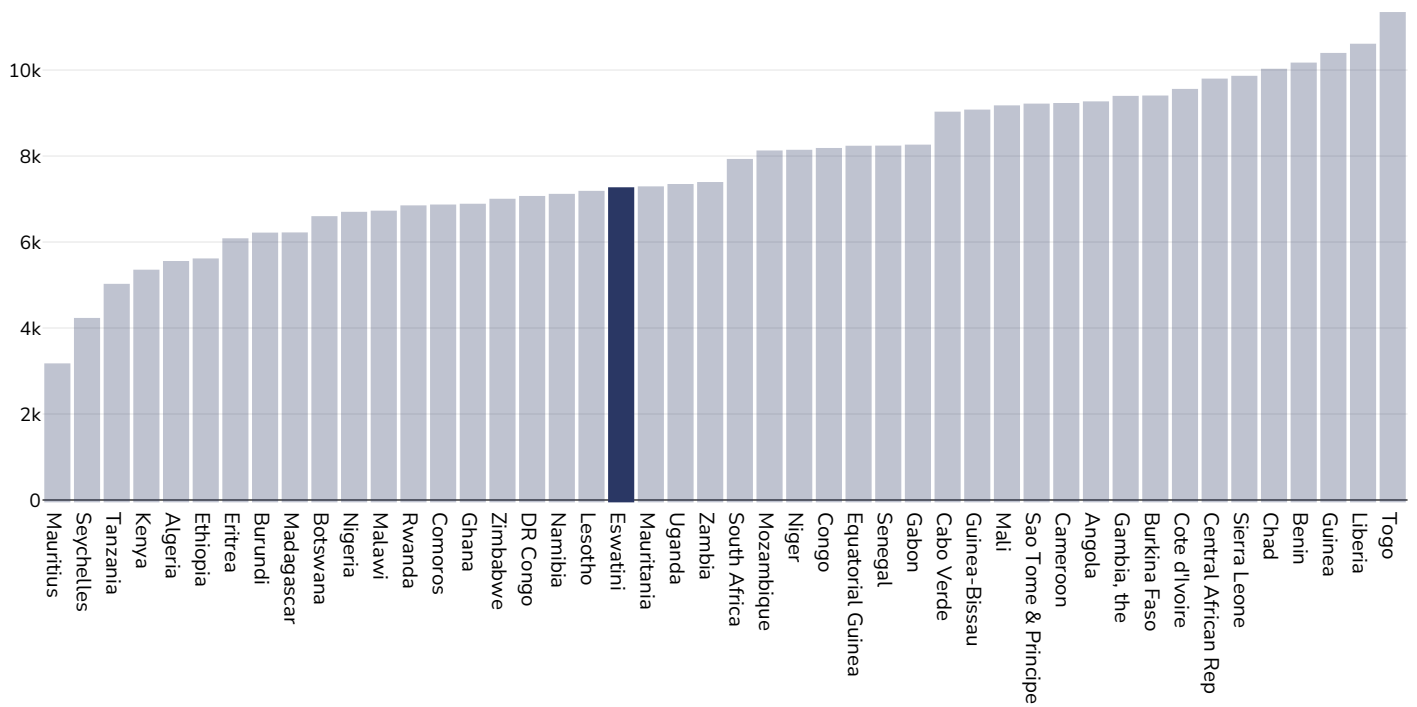
Definitions: Estimated number living with anxiety disorders per 100,000 population (20+ years of age)

### Men, 2023



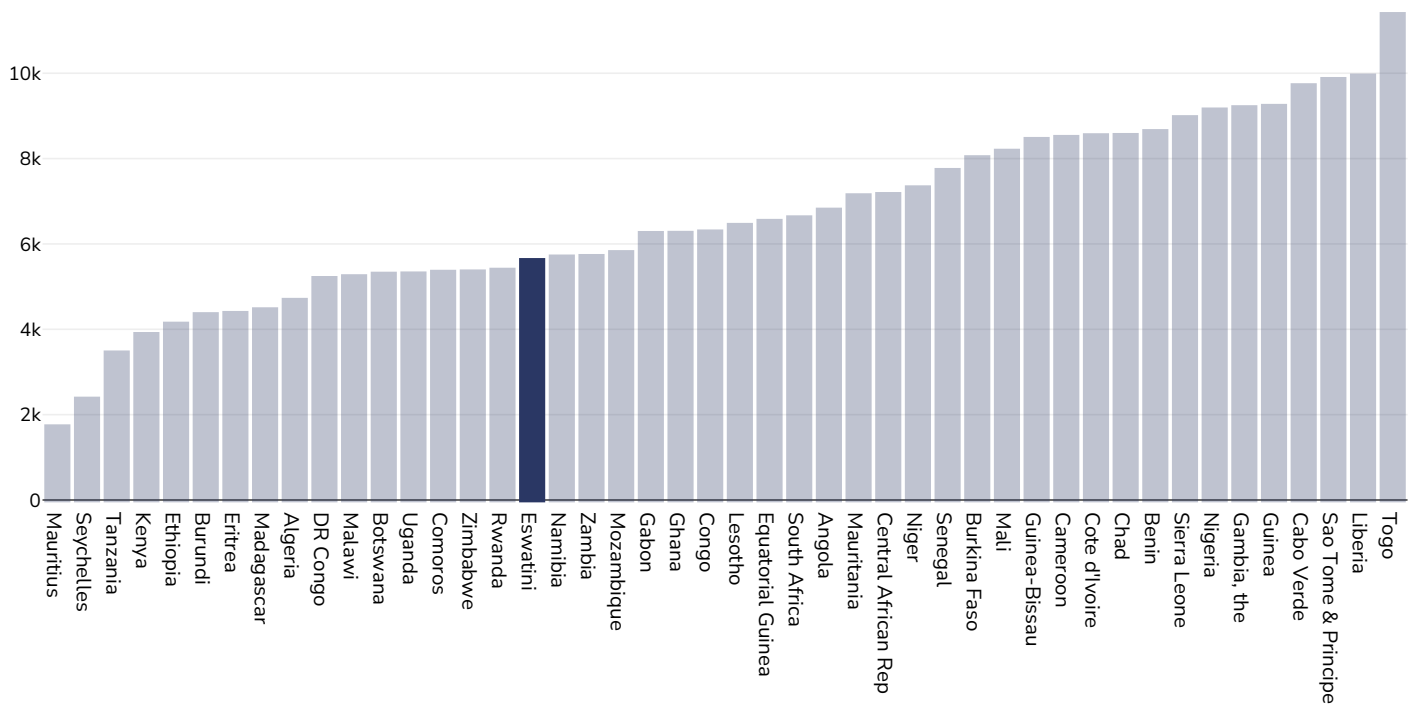
<b>Age:</b>	20+
<b>Area covered:</b>	National
<b>References:</b>	Institute for Health Metrics and Evaluation (IHME). GBD Compare Data Visualization. Global Burden of Disease (GBD) Study 2023. Seattle, WA: IHME, University of Washington, 2025. Available from <a href="https://vizhub.healthdata.org/gbd-compare/">https://vizhub.healthdata.org/gbd-compare/</a> [Accessed 17.03.26]
<b>Definitions:</b>	Estimated number living with anxiety disorders per 100,000 population (20+ years of age)

## Women, 2023



<b>Age:</b>	20+
<b>Area covered:</b>	National
<b>References:</b>	Institute for Health Metrics and Evaluation (IHME). GBD Compare Data Visualization. Global Burden of Disease (GBD) Study 2023. Seattle, WA: IHME, University of Washington, 2025. Available from <a href="https://vizhub.healthdata.org/gbd-compare/">https://vizhub.healthdata.org/gbd-compare/</a> [Accessed 17.03.26]
<b>Definitions:</b>	Estimated number living with anxiety disorders per 100,000 population (20+ years of age)

## Children, 2023



Area covered:

National

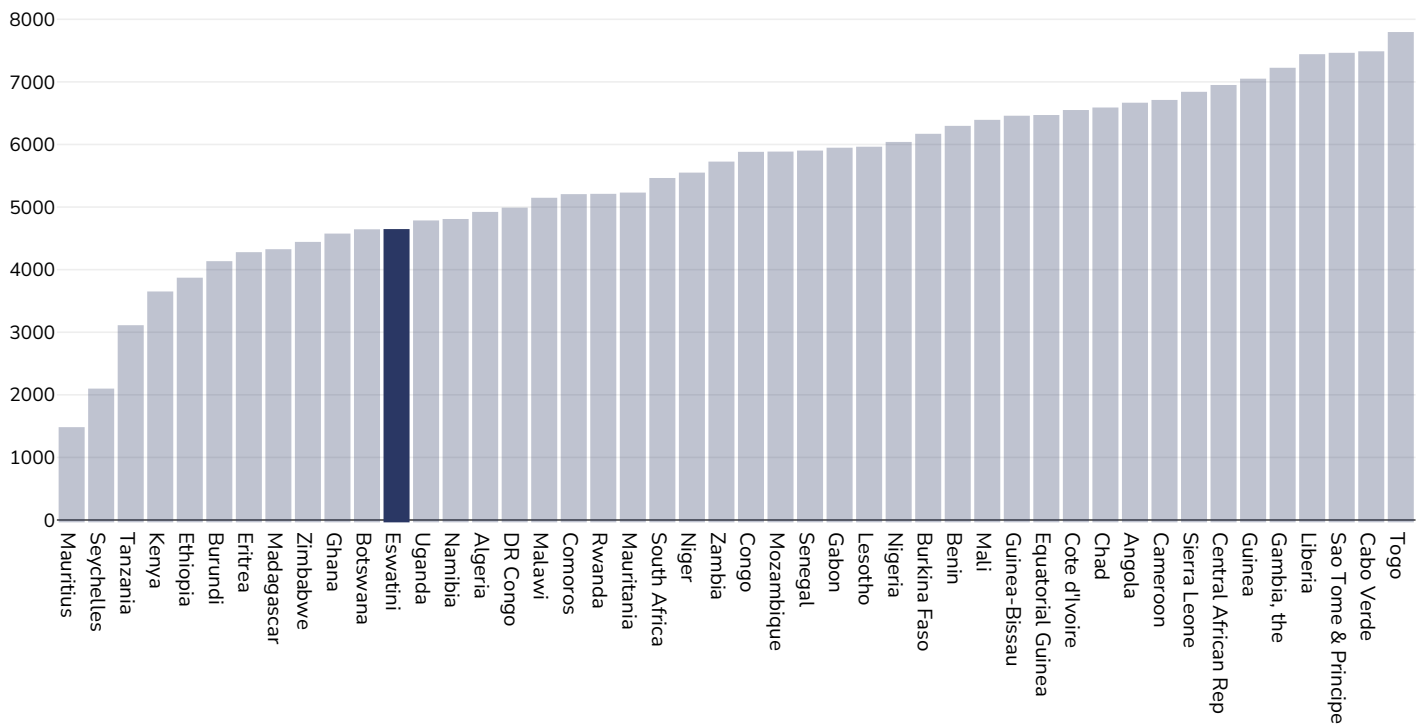
References:

Institute for Health Metrics and Evaluation (IHME). GBD Compare Data Visualization. Global Burden of Disease (GBD) Study 2023. Seattle, WA: IHME, University of Washington, 2025. Available from <https://vizhub.healthdata.org/gbd-compare/> [Accessed 17.03.26]

Definitions:

Estimated number living with anxiety disorders per 100,000 population (under 20 years of age)

### Boys, 2023



Area covered:

National

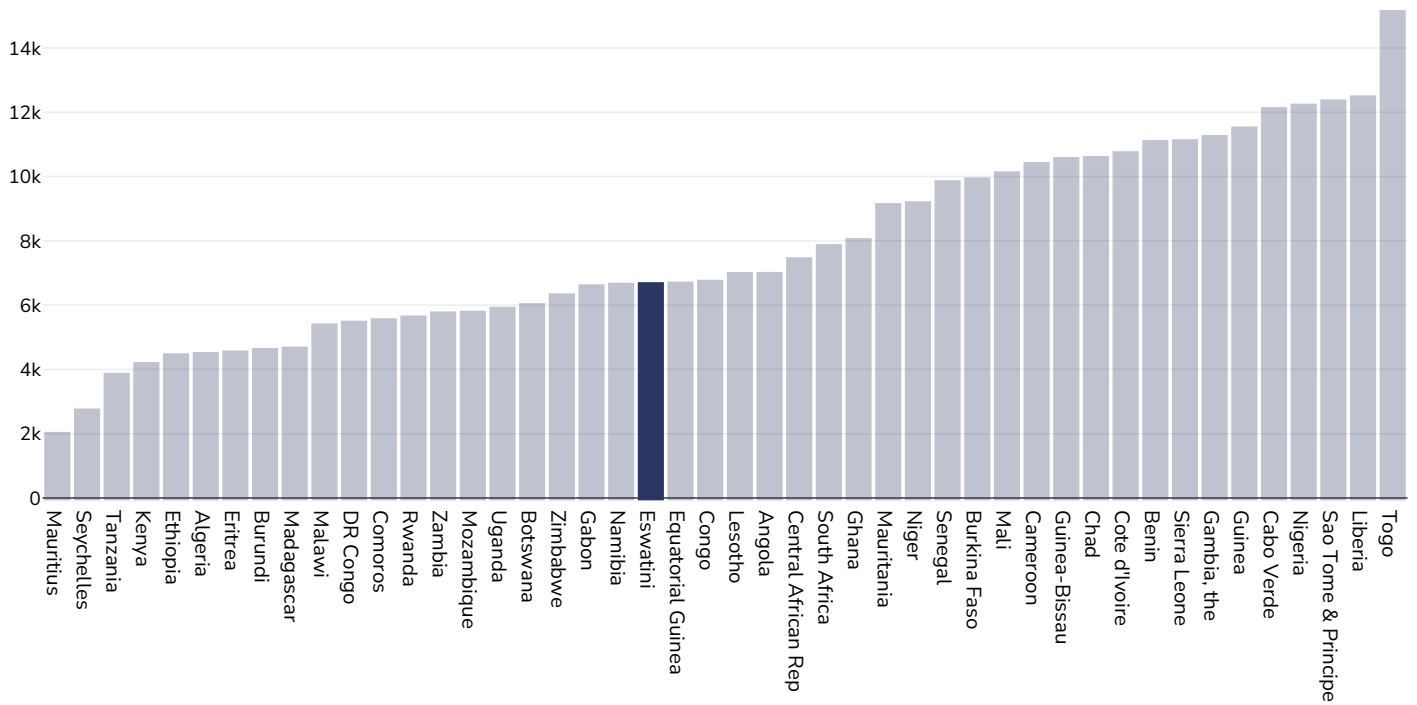
References:

Institute for Health Metrics and Evaluation (IHME). GBD Compare Data Visualization. Global Burden of Disease (GBD) Study 2023. Seattle, WA: IHME, University of Washington, 2025. Available from <https://vizhub.healthdata.org/gbd-compare/> [Accessed 17.03.26]

Definitions:

Estimated number living with anxiety disorders per 100,000 population (under 20 years of age)

## Girls, 2023



Area covered:

National

References:

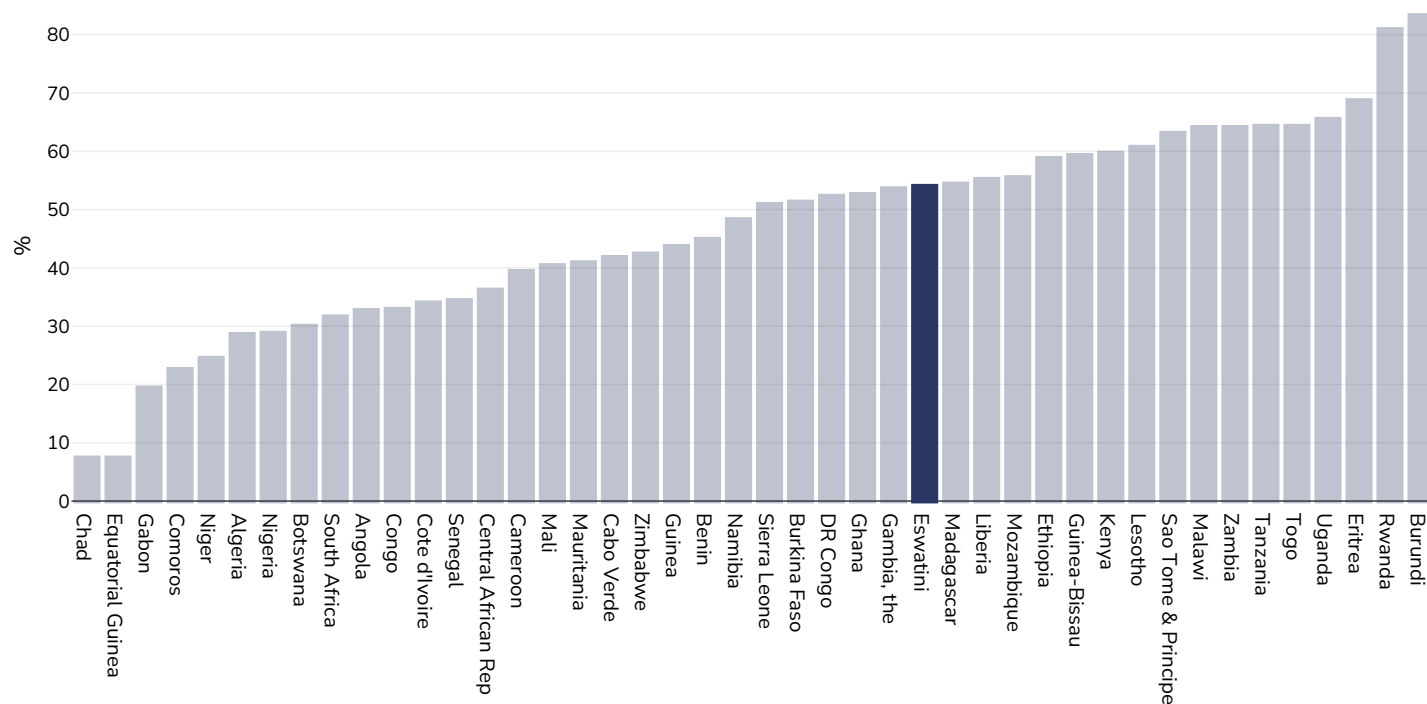
Institute for Health Metrics and Evaluation (IHME). GBD Compare Data Visualization. Global Burden of Disease (GBD) Study 2023. Seattle, WA: IHME, University of Washington, 2025. Available from <https://vizhub.healthdata.org/gbd-compare/> [Accessed 17.03.26]

Definitions:

Estimated number living with anxiety disorders per 100,000 population (under 20 years of age)

## % Infants exclusively breastfed 0-5 months

0-5 years, 2010-2024



Area covered: National

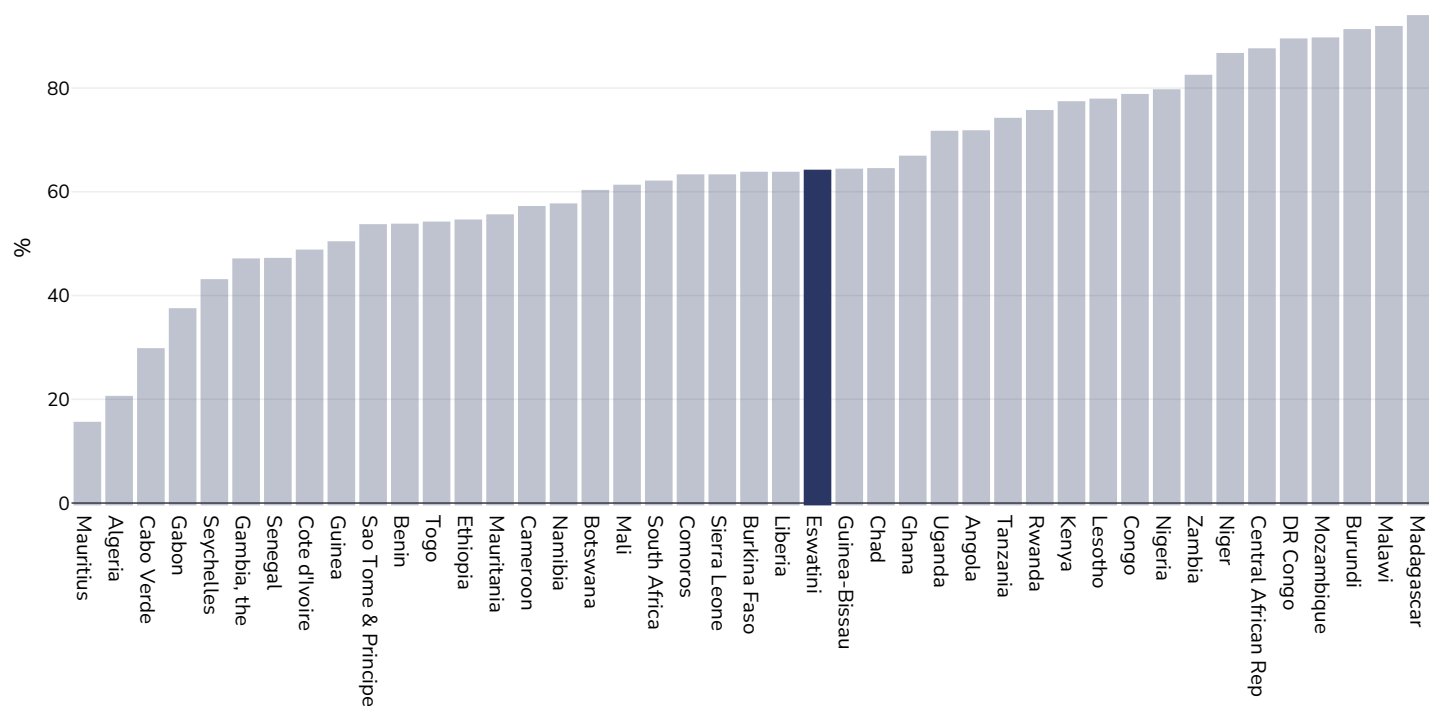
References: Eswatini Multiple Indicator Cluster Survey 2021-2022

Notes: Full details available at source: United Nations Children's Fund, Division of Data, Analysis, Planning and Monitoring (2025). Global UNICEF Global Databases: Infant and Young Child Feeding: Exclusive breastfeeding, New York, November 2025.

Definitions: Infants 0-5 months of age who received only breast milk during the previous day. The definition allows for medicines, vitamins and oral re-hydration solution to have been given. These infants would not have received water-based liquids, milk based-liquids or food.

## Percent of population who cannot afford a healthy diet

Adults, 2024



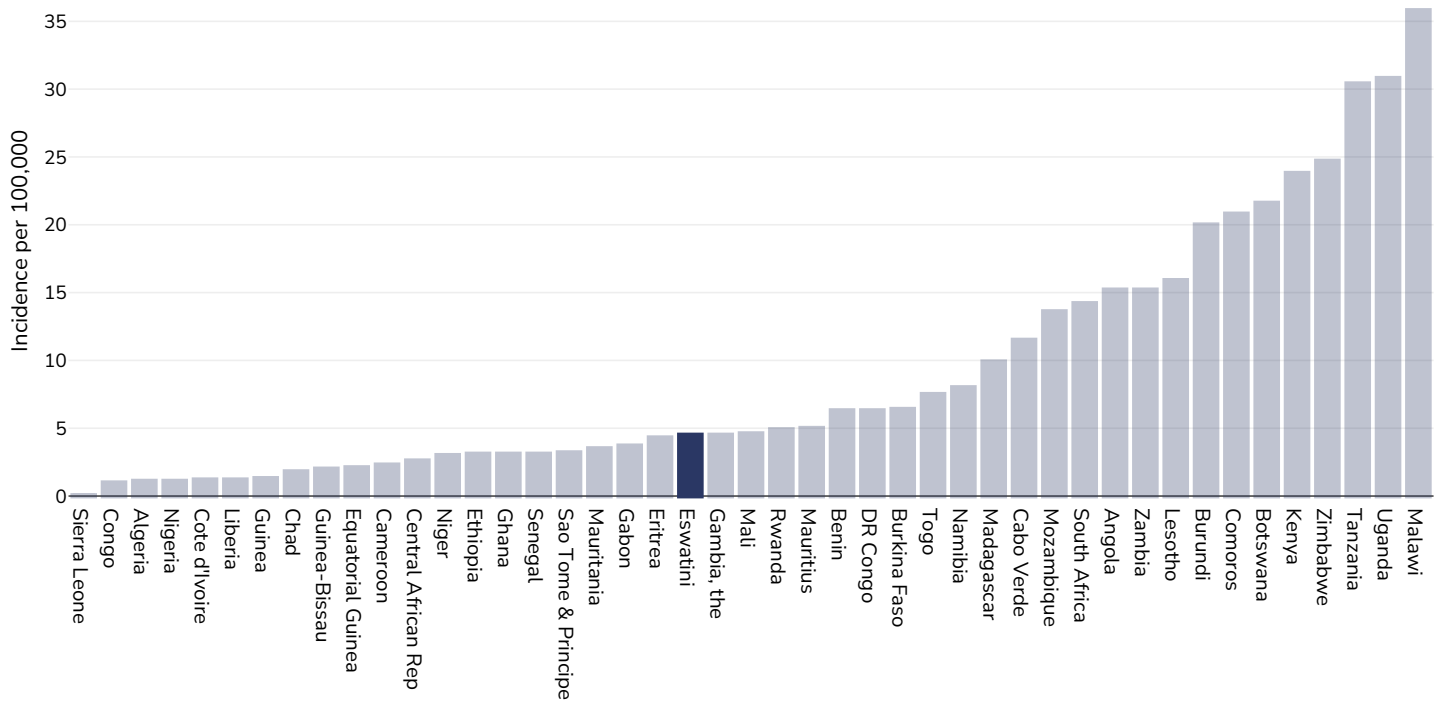
Area covered: National

References: FAO. 2025. FAOSTAT: Cost and Affordability of a Healthy Diet (CoAHD). <https://www.fao.org/faostat/en/#data/CAHD>. Licence: CC-BY-4.0. [Last Accessed 15.10.25]

Notes: The percent of the population whose food budget is below the cost of a healthy diet.

## Oesophageal cancer

### Men, 2022



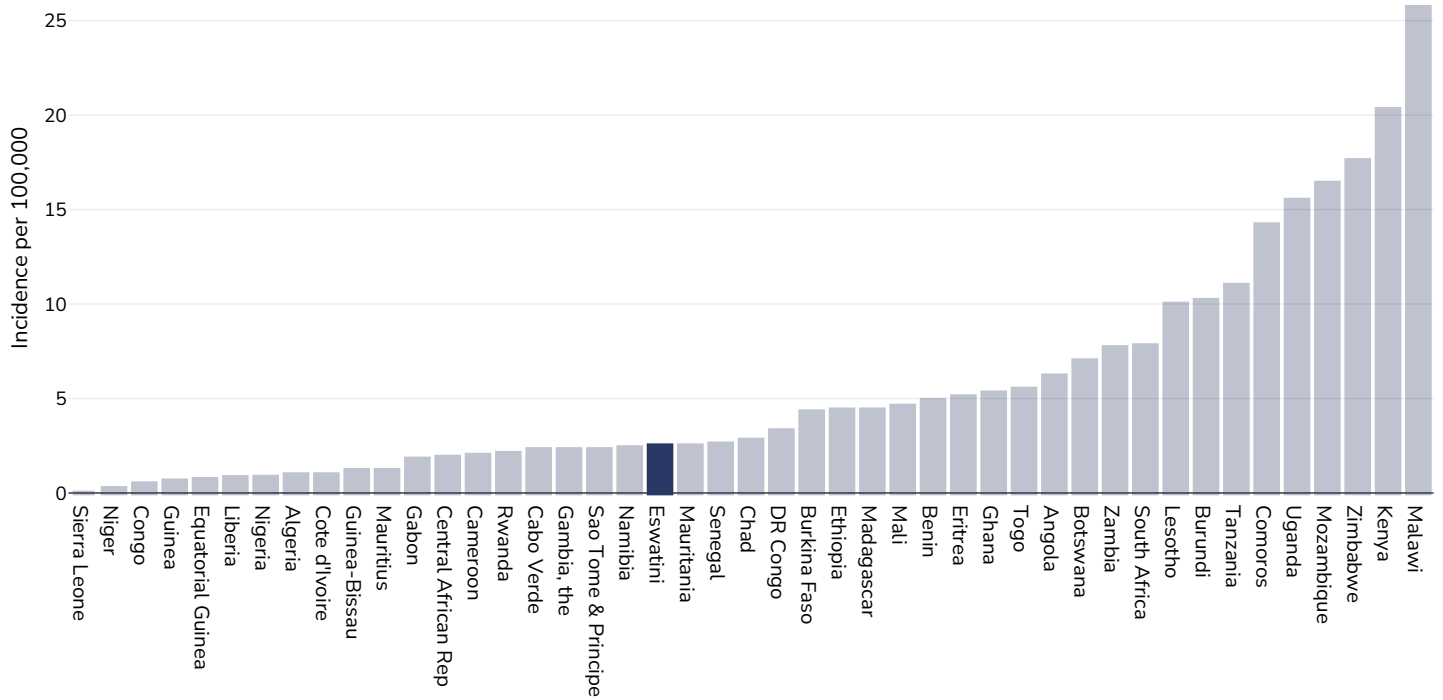
Age: 20+

Area covered: National

References: Ferlay J, Ervik M, Lam F, Laversanne M, Colombet M, Mery L, Piñeros M, Znaor A, Soerjomataram I, Bray F (2024). Global Cancer Observatory: Cancer Today. Lyon, France: International Agency for Research on Cancer. Available from: <https://gco.iarc.who.int/today>, accessed [16.07.24]

Definitions: Incidence per 100,000

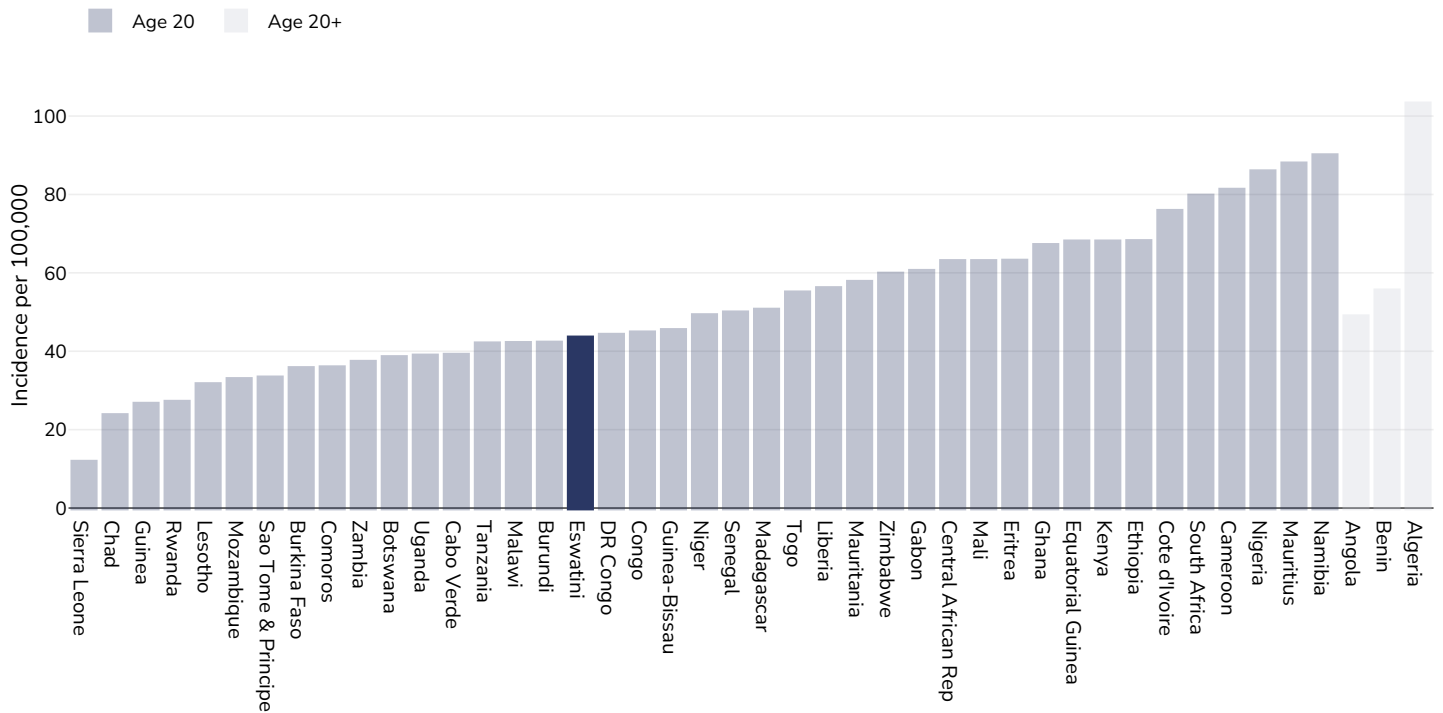
## Women, 2022



Age:	20+
Area covered:	National
References:	Ferlay J, Ervik M, Lam F, Laversanne M, Colombet M, Mery L, Piñeros M, Znaor A, Soerjomataram I, Bray F (2024). Global Cancer Observatory: Cancer Today. Lyon, France: International Agency for Research on Cancer. Available from: <a href="https://gco.iarc.who.int/today">https://gco.iarc.who.int/today</a> , accessed [16.07.24]
Definitions:	Incidence per 100,000

## Breast cancer

### Women, 2022



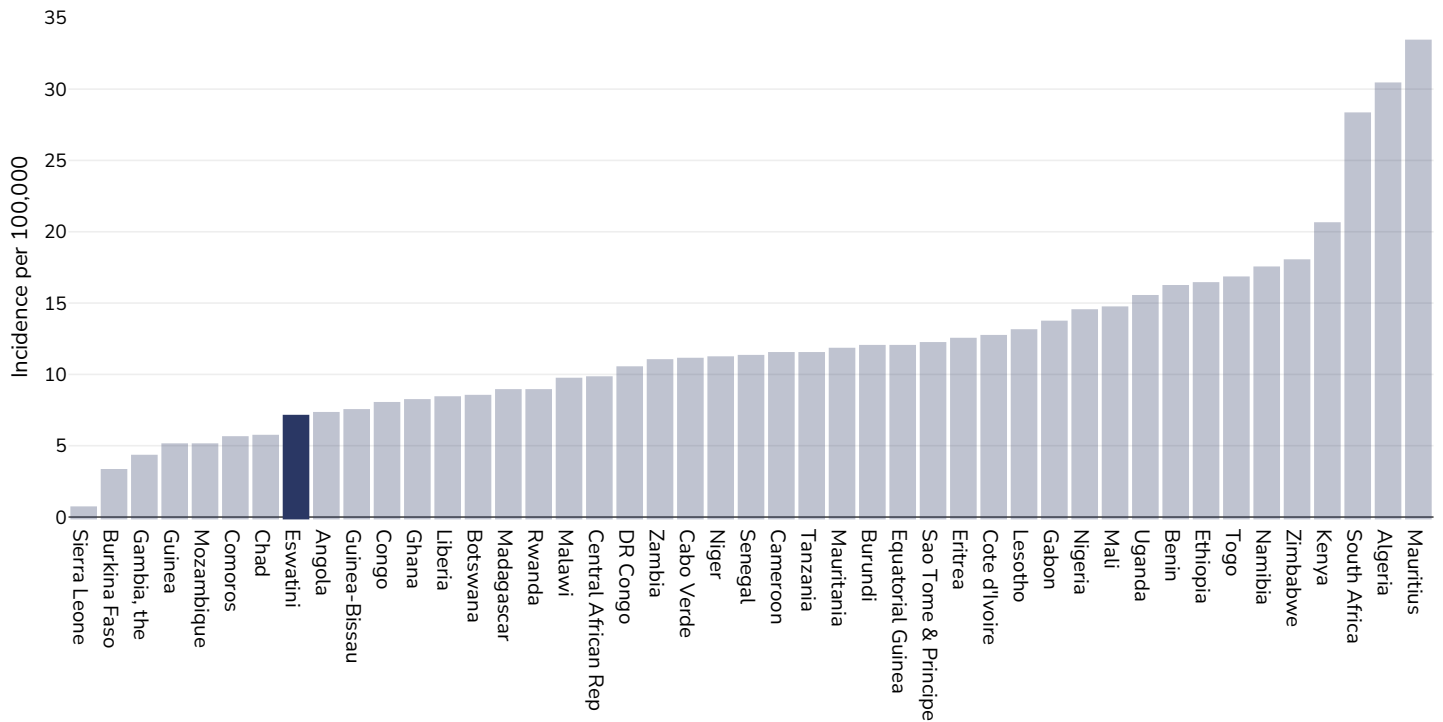
Area covered: National

References: Ferlay J, Ervik M, Lam F, Laversanne M, Colombet M, Mery L, Piñeros M, Znaor A, Soerjomataram I, Bray F (2024). Global Cancer Observatory: Cancer Today. Lyon, France: International Agency for Research on Cancer. Available from: <https://gco.iarc.who.int/today>, accessed [16.07.24]

Definitions: Incidence per 100,000

## Colorectal cancer

### Men, 2022



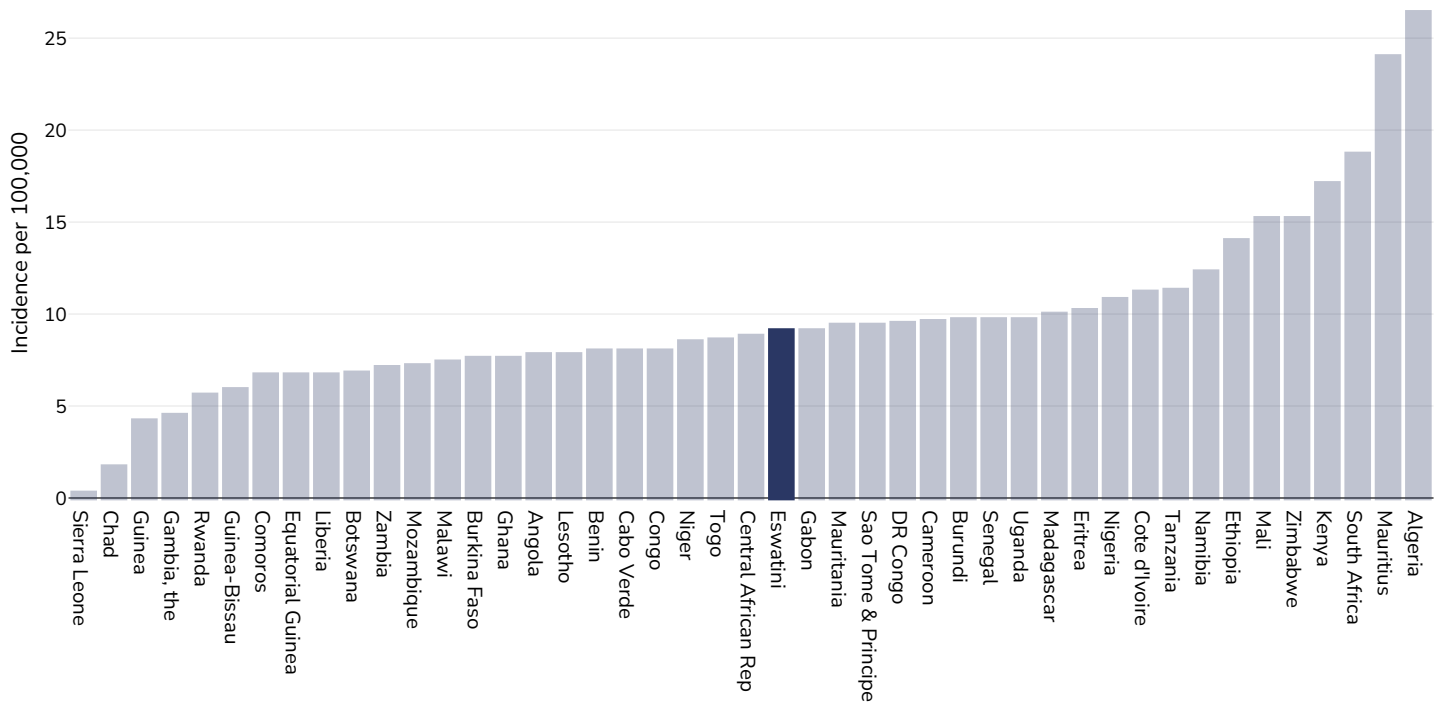
Age: 20+

Area covered: National

References: Ferlay J, Ervik M, Lam F, Laversanne M, Colombet M, Mery L, Piñeros M, Znaor A, Soerjomataram I, Bray F (2024). Global Cancer Observatory: Cancer Today. Lyon, France: International Agency for Research on Cancer. Available from: <https://gco.iarc.who.int/today>, accessed [16.07.24]

Definitions: Incidence per 100,000

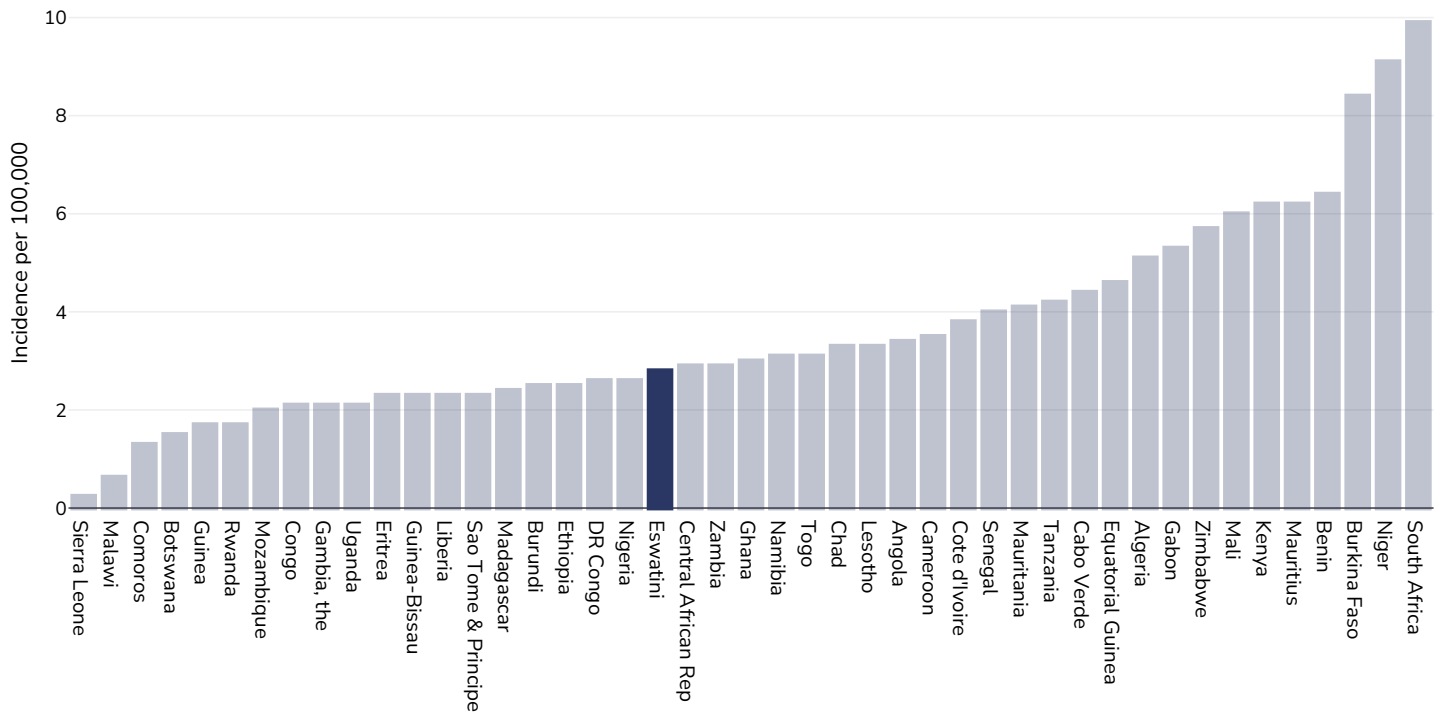
## Women, 2022



Age:	20+
Area covered:	National
References:	Ferlay J, Ervik M, Lam F, Laversanne M, Colombet M, Mery L, Piñeros M, Znaor A, Soerjomataram I, Bray F (2024). Global Cancer Observatory: Cancer Today. Lyon, France: International Agency for Research on Cancer. Available from: <a href="https://gco.iarc.who.int/today">https://gco.iarc.who.int/today</a> , accessed [16.07.24]
Definitions:	Incidence per 100,000

## Pancreatic cancer

### Men, 2022



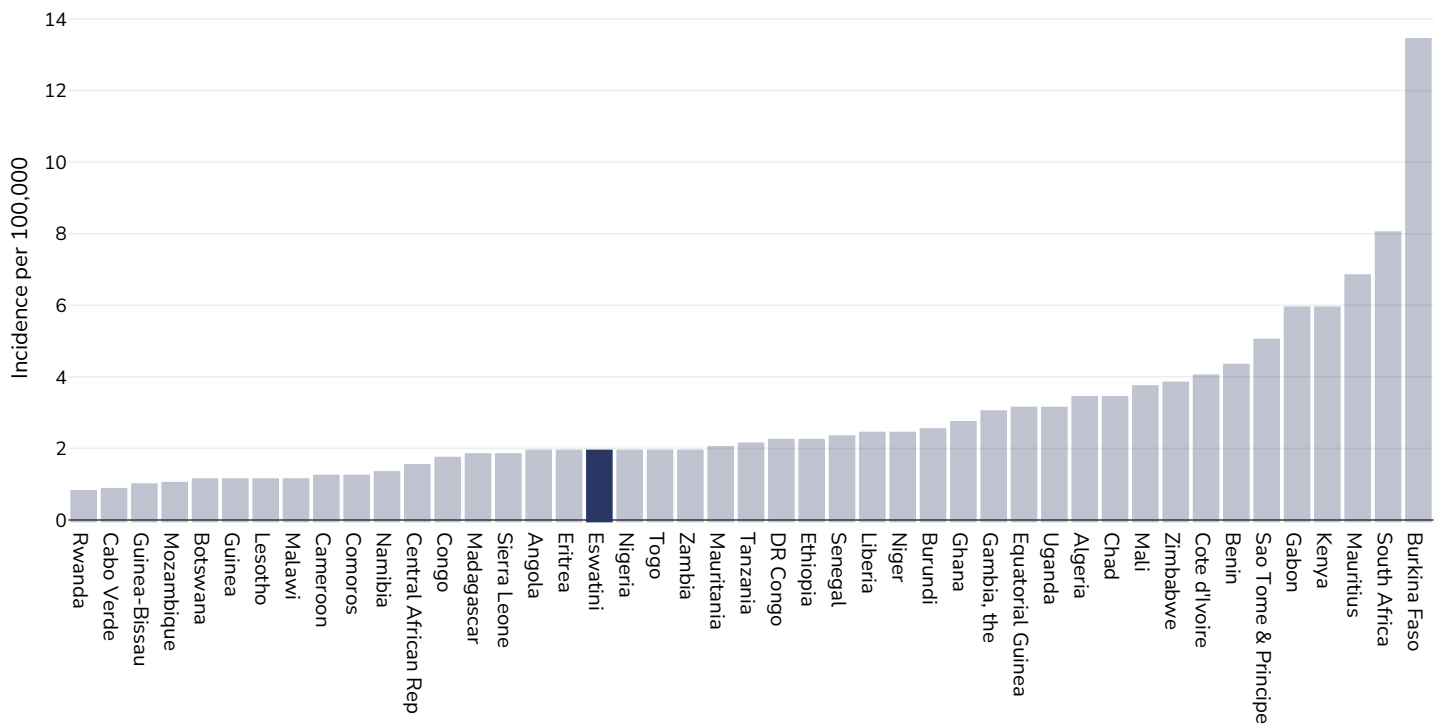
Age: 20+

Area covered: National

References: Ferlay J, Ervik M, Lam F, Laversanne M, Colombet M, Mery L, Piñeros M, Znaor A, Soerjomataram I, Bray F (2024). Global Cancer Observatory: Cancer Today. Lyon, France: International Agency for Research on Cancer. Available from: <https://gco.iarc.who.int/today>, accessed [16.07.24]

Definitions: Incidence per 100,000

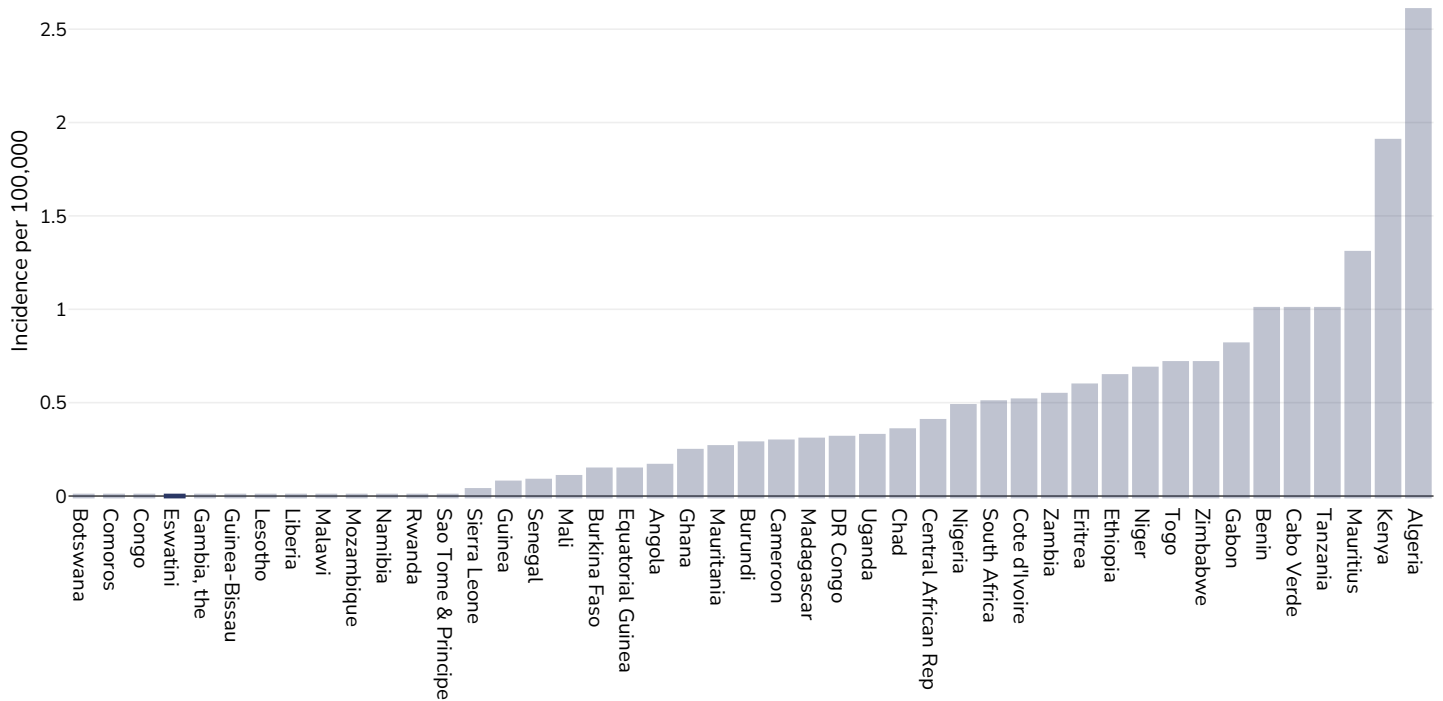
## Women, 2022



Age:	20+
Area covered:	National
References:	Ferlay J, Ervik M, Lam F, Laversanne M, Colombet M, Mery L, Piñeros M, Znaor A, Soerjomataram I, Bray F (2024). Global Cancer Observatory: Cancer Today. Lyon, France: International Agency for Research on Cancer. Available from: <a href="https://gco.iarc.who.int/today">https://gco.iarc.who.int/today</a> , accessed [16.07.24]
Definitions:	Incidence per 100,000

## Gallbladder cancer

### Men, 2022



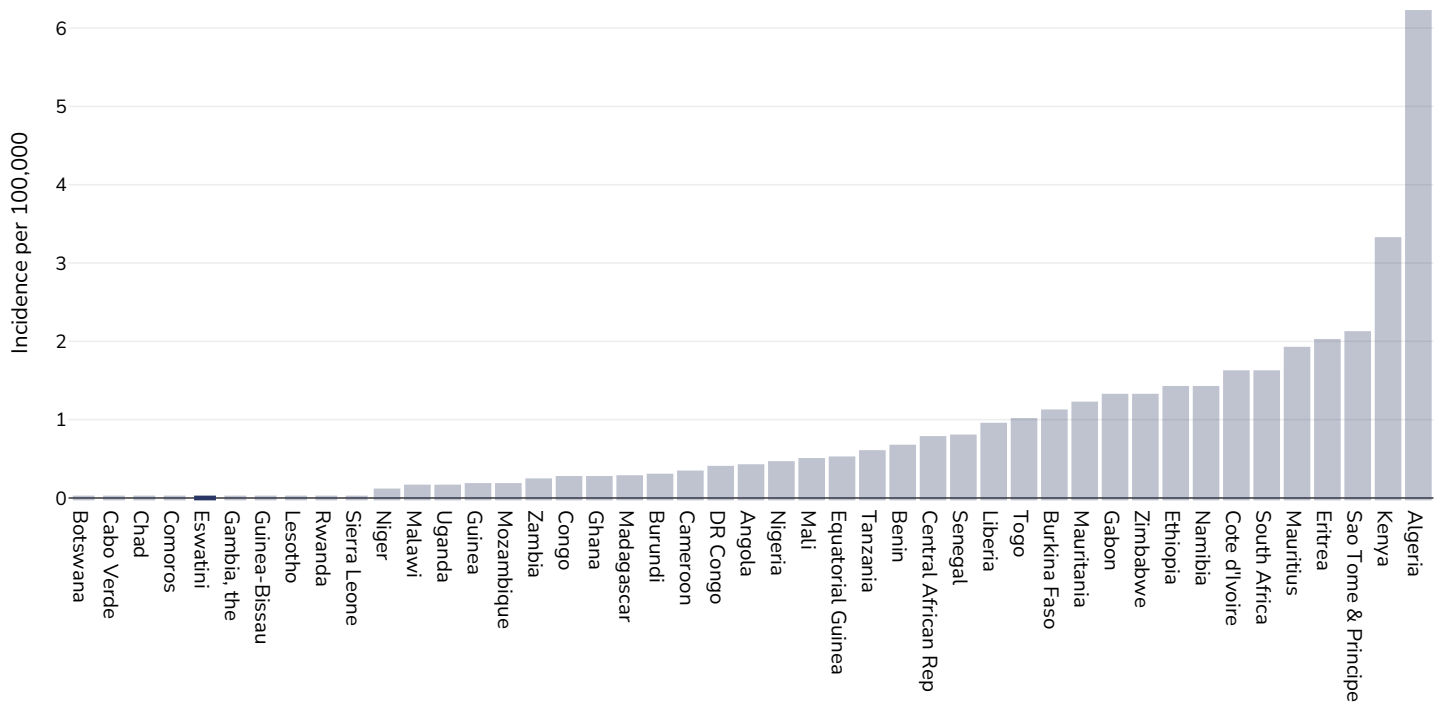
Age: 20+

Area covered: National

References: Ferlay J, Ervik M, Lam F, Laversanne M, Colombet M, Mery L, Piñeros M, Znaor A, Soerjomataram I, Bray F (2024). Global Cancer Observatory: Cancer Today. Lyon, France: International Agency for Research on Cancer. Available from: <https://gco.iarc.who.int/today>, accessed [16.07.24]

Definitions: Incidence per 100,000

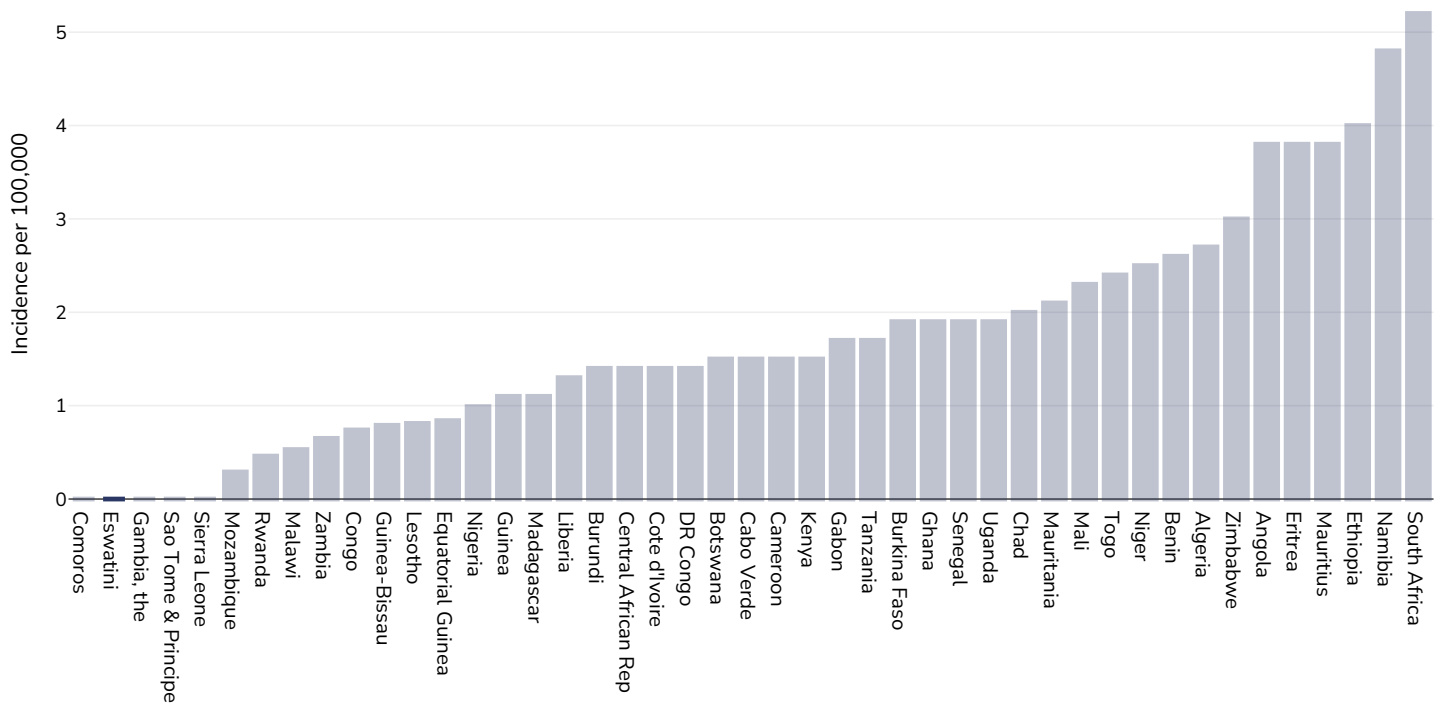
## Women, 2022



Age:	20+
Area covered:	National
References:	Ferlay J, Ervik M, Lam F, Laversanne M, Colombet M, Mery L, Piñeros M, Znaor A, Soerjomataram I, Bray F (2024). Global Cancer Observatory: Cancer Today. Lyon, France: International Agency for Research on Cancer. Available from: <a href="https://gco.iarc.who.int/today">https://gco.iarc.who.int/today</a> , accessed [16.07.24]
Definitions:	Incidence per 100,000

## Kidney cancer

### Men, 2022



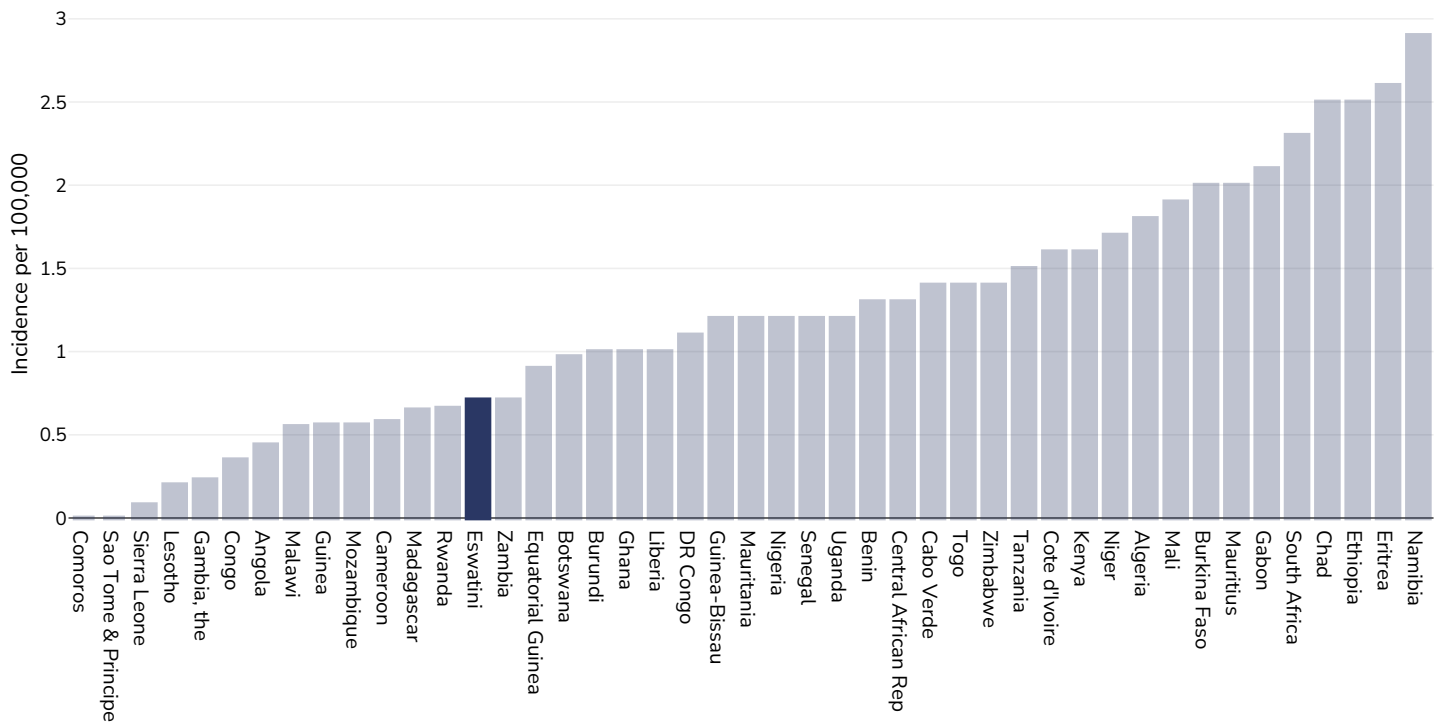
Age: 20+

Area covered: National

References: Ferlay J, Ervik M, Lam F, Laversanne M, Colombet M, Mery L, Piñeros M, Znaor A, Soerjomataram I, Bray F (2024). Global Cancer Observatory: Cancer Today. Lyon, France: International Agency for Research on Cancer. Available from: <https://gco.iarc.who.int/today>, accessed [16.07.24]

Definitions: Incidence per 100,000

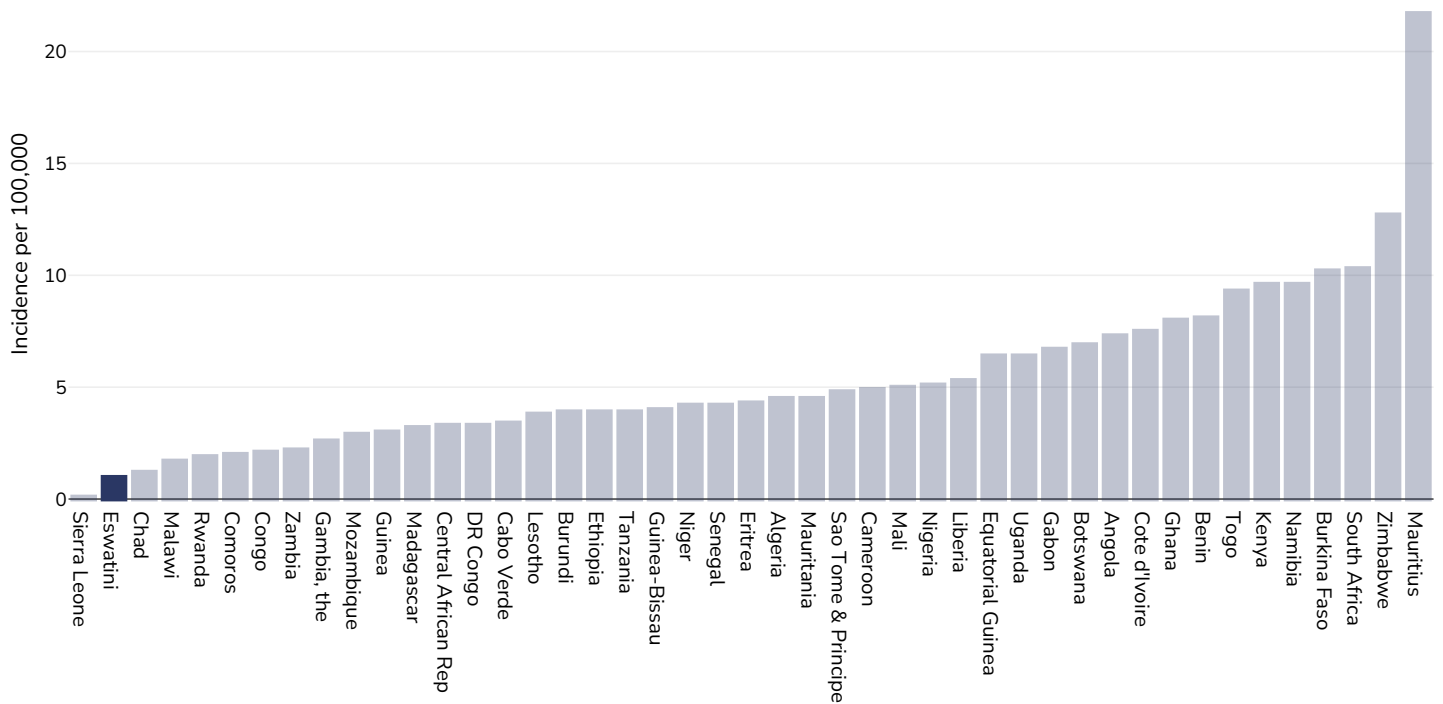
## Women, 2022



Age:	20+
Area covered:	National
References:	Ferlay J, Ervik M, Lam F, Laversanne M, Colombet M, Mery L, Piñeros M, Znaor A, Soerjomataram I, Bray F (2024). Global Cancer Observatory: Cancer Today. Lyon, France: International Agency for Research on Cancer. Available from: <a href="https://gco.iarc.who.int/today">https://gco.iarc.who.int/today</a> , accessed [16.07.24]
Definitions:	Incidence per 100,000

## Cancer of the uterus

### Women, 2022



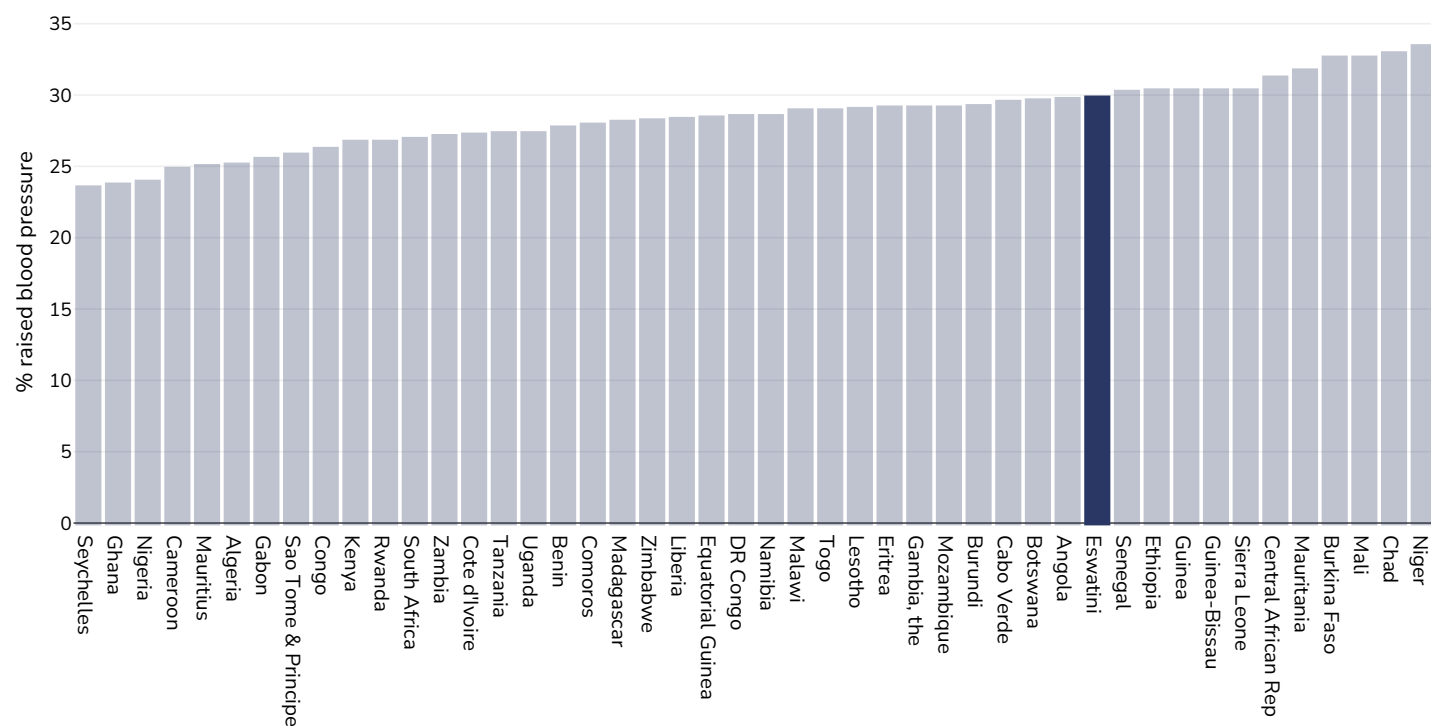
Age: 20+

References: Ferlay J, Ervik M, Lam F, Laversanne M, Colombet M, Mery L, Piñeros M, Znaor A, Soerjomataram I, Bray F (2024). Global Cancer Observatory: Cancer Today. Lyon, France: International Agency for Research on Cancer. Available from: <https://gco.iarc.who.int/today>, accessed [16.07.24]

Definitions: Incidence per 100,000

## Raised blood pressure

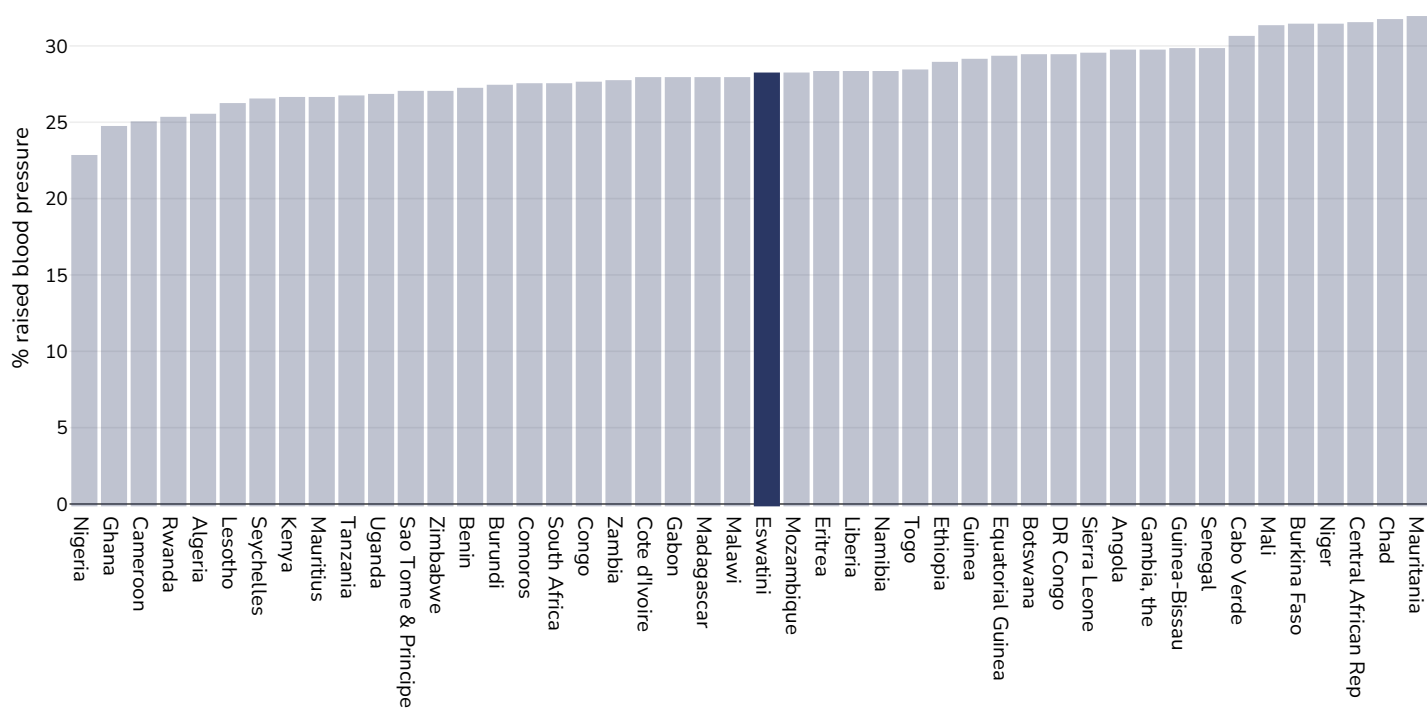
### Adults, 2015



**References:** Global Health Observatory data repository, World Health Organisation, <http://apps.who.int/gho/data/node.main.A875?lang=en>

**Definitions:** Age Standardised estimated % Raised blood pressure 2015 (SBP>=140 OR DBP>=90).

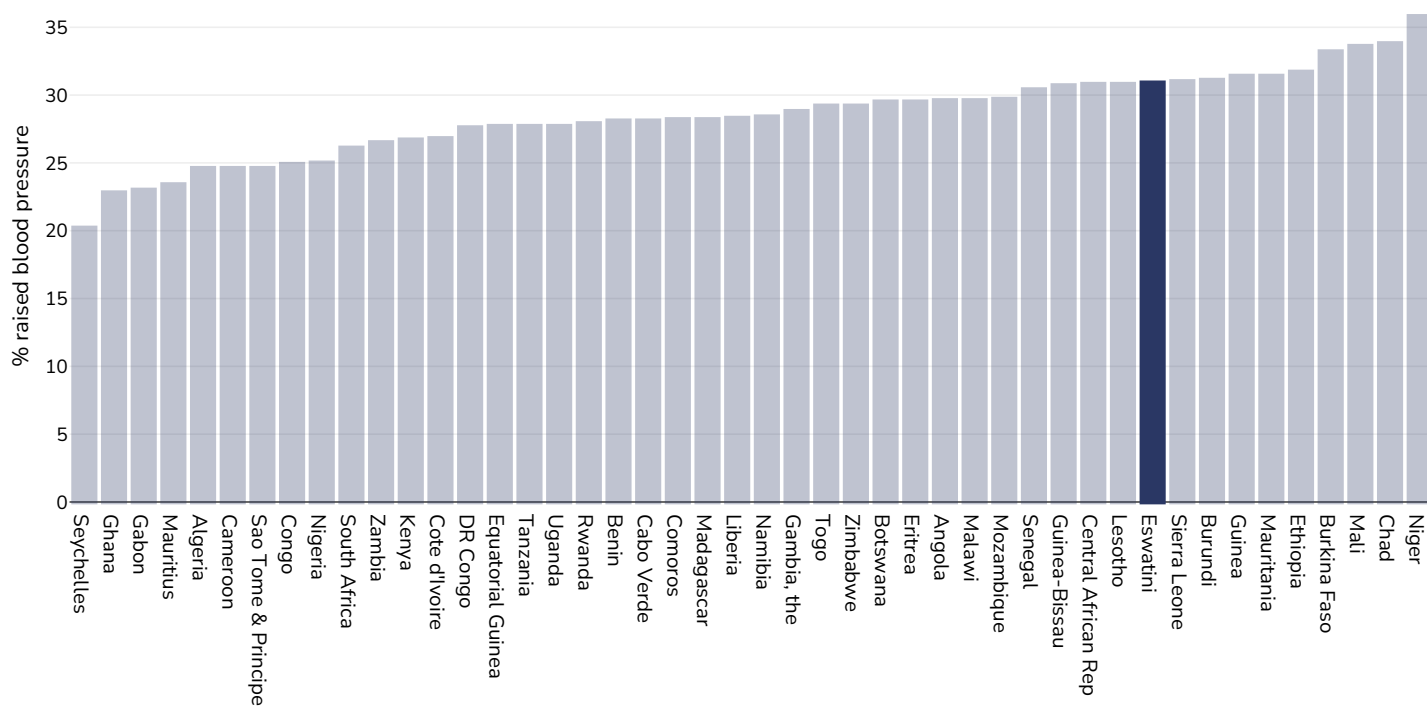
## Men, 2015



**References:** Global Health Observatory data repository, World Health Organisation, <http://apps.who.int/gho/data/node.main.A875?lang=en>

**Definitions:** Age Standardised estimated % Raised blood pressure 2015 (SBP $\geq$ 140 OR DBP $\geq$ 90).

## Women, 2015

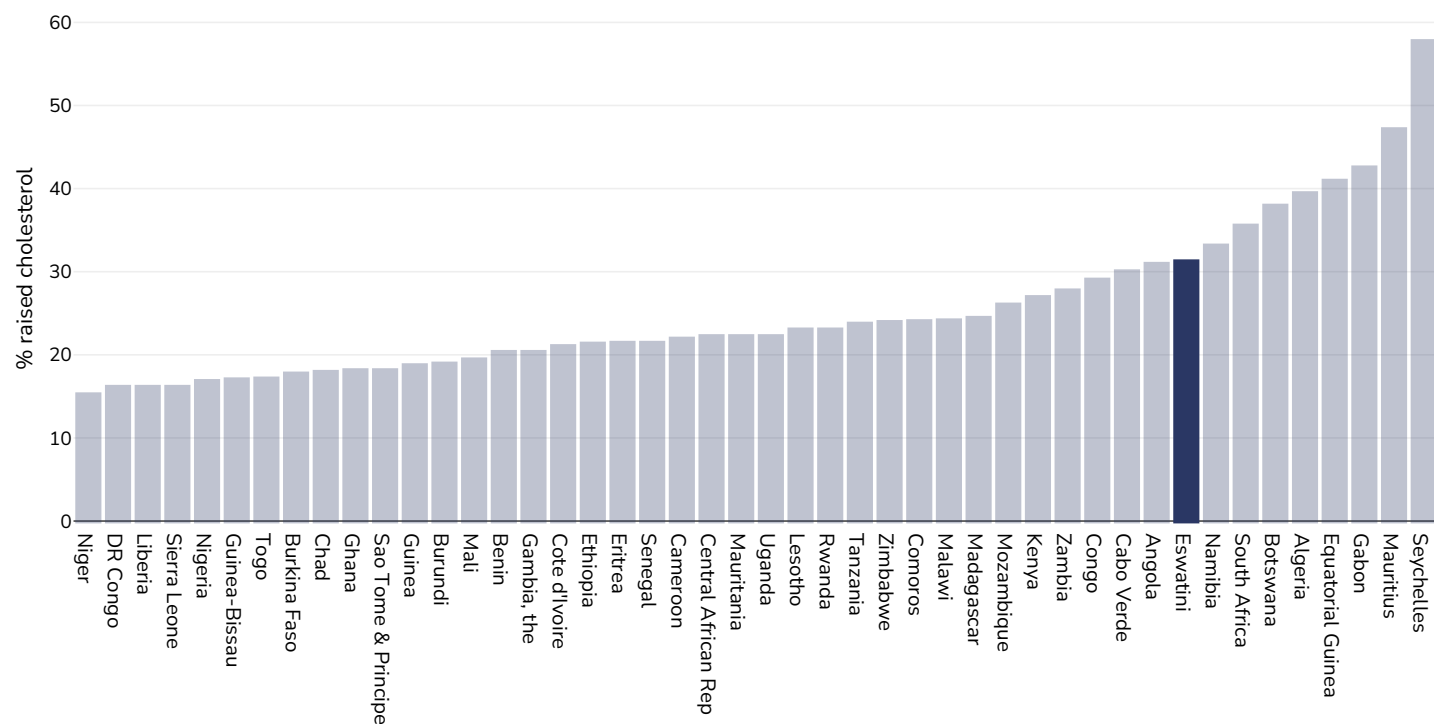


**References:** Global Health Observatory data repository, World Health Organisation, <http://apps.who.int/gho/data/node.main.A875?lang=en>

**Definitions:** Age Standardised estimated % Raised blood pressure 2015 (SBP>=140 OR DBP>=90).

## Raised cholesterol

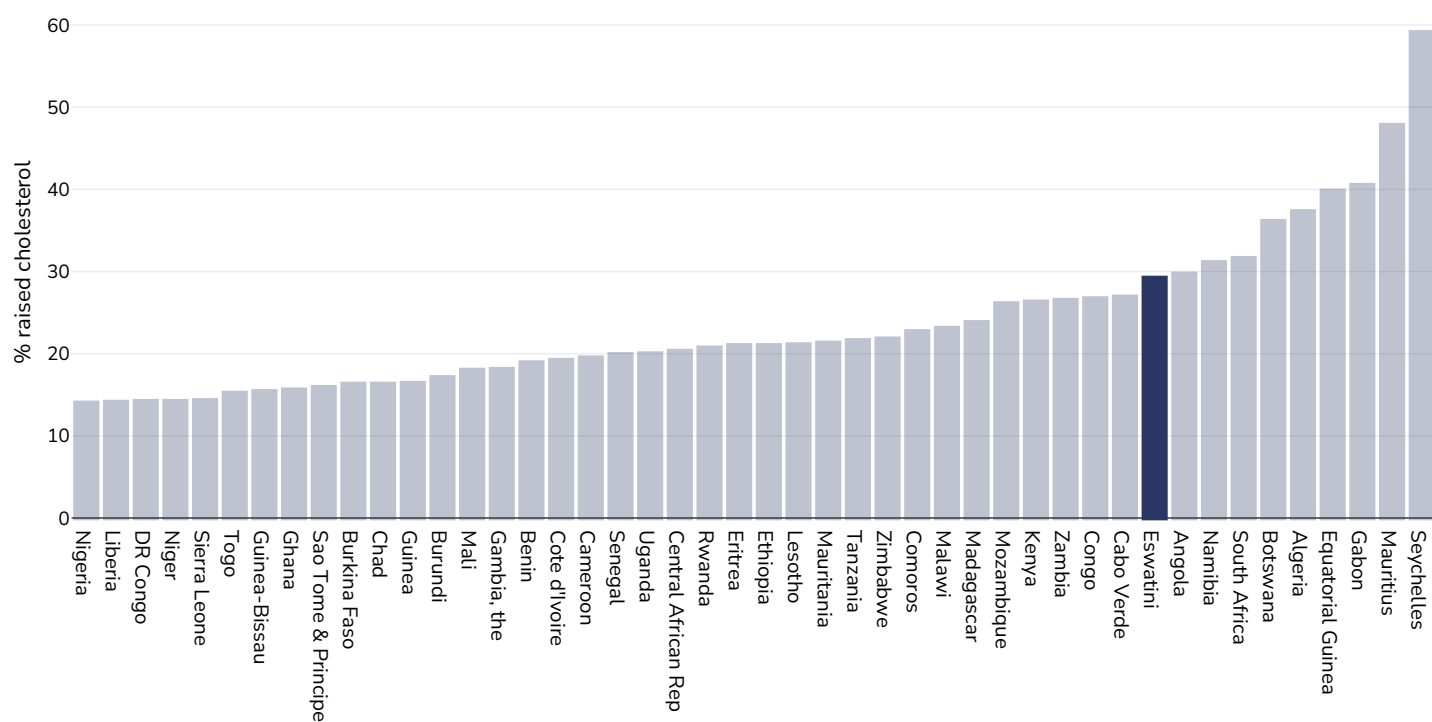
### Adults, 2008



**References:** Global Health Observatory data repository, World Health Organisation, <http://apps.who.int/gho/data/node.main.A885>

**Definitions:** % Raised total cholesterol ( $\geq 5.0$  mmol/L) (age-standardized estimate).

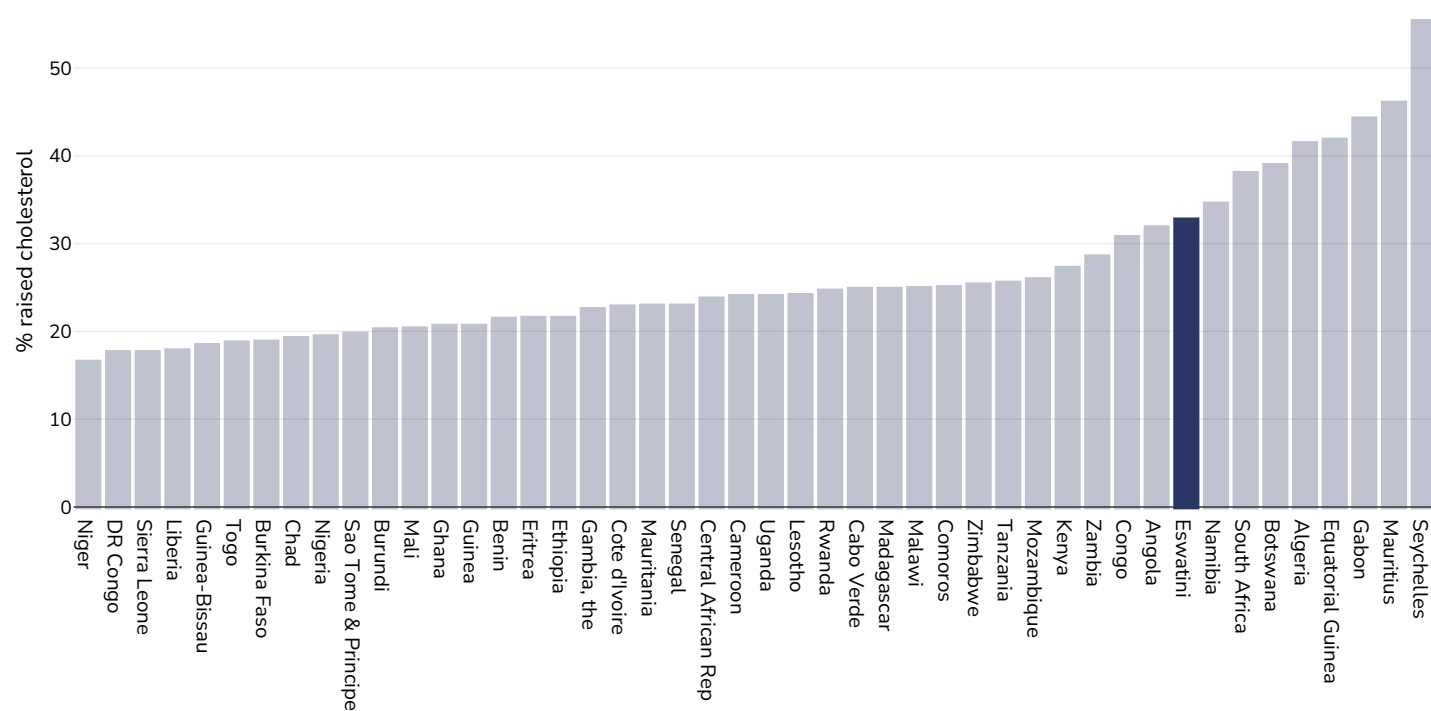
## Men, 2008



**References:** Global Health Observatory data repository, World Health Organisation, <http://apps.who.int/gho/data/node.main.A885>

**Definitions:** % Raised total cholesterol ( $\geq 5.0$  mmol/L) (age-standardized estimate).

## Women, 2008

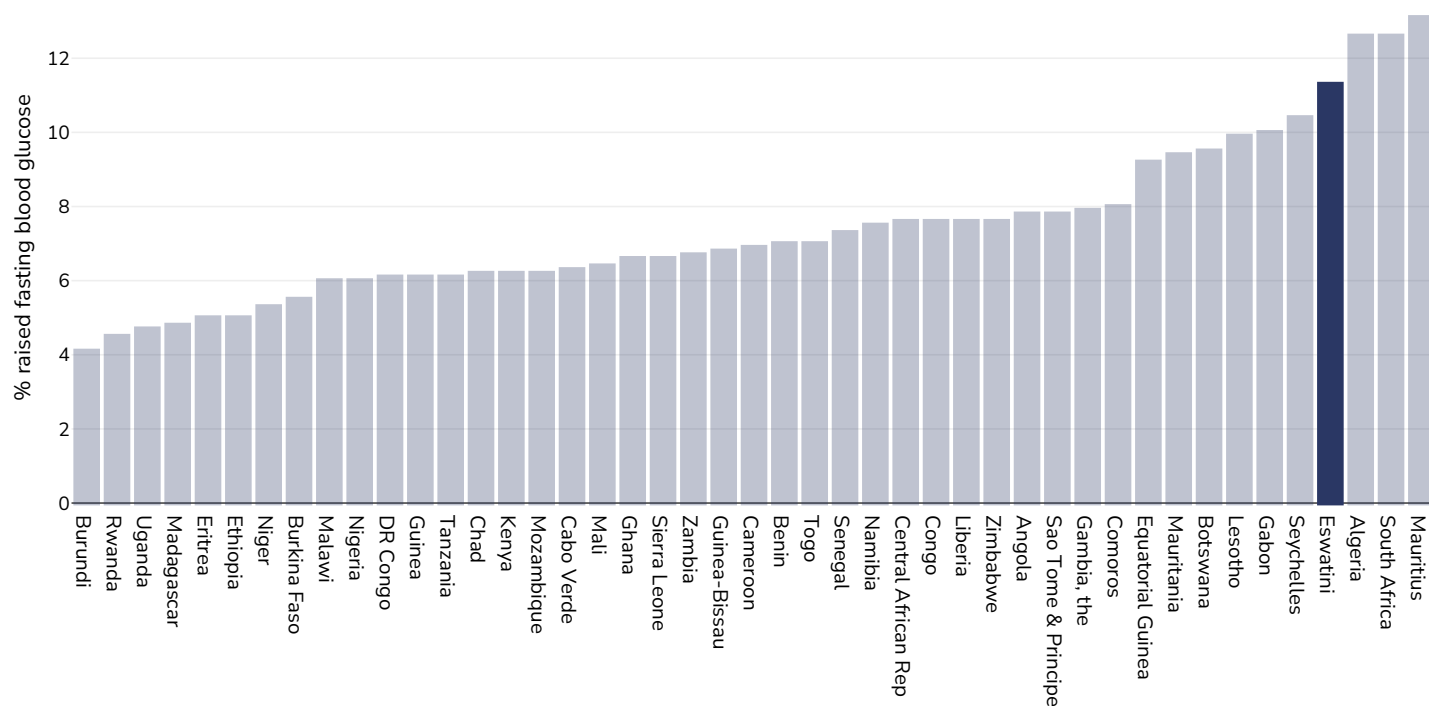


**References:** Global Health Observatory data repository, World Health Organisation, <http://apps.who.int/gho/data/node.main.A885>

**Definitions:** % Raised total cholesterol ( $\geq 5.0$  mmol/L) (age-standardized estimate).

## Raised fasting blood glucose

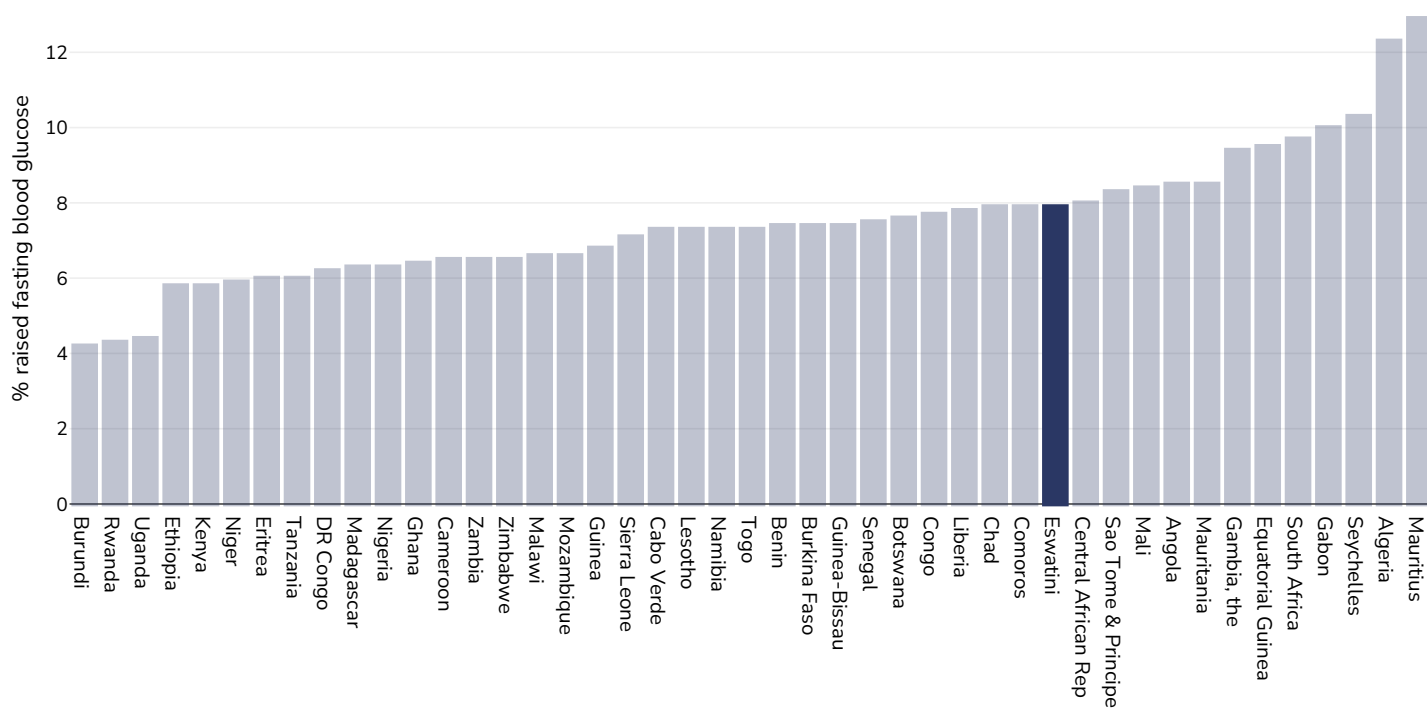
Men, 2014



**References:** Global Health Observatory data repository, World Health Organisation, <http://apps.who.int/gho/data/node.main.A869?lang=en>

**Definitions:** Age Standardised % raised fasting blood glucose ( $\geq 7.0$  mmol/L or on medication).

## Women, 2014

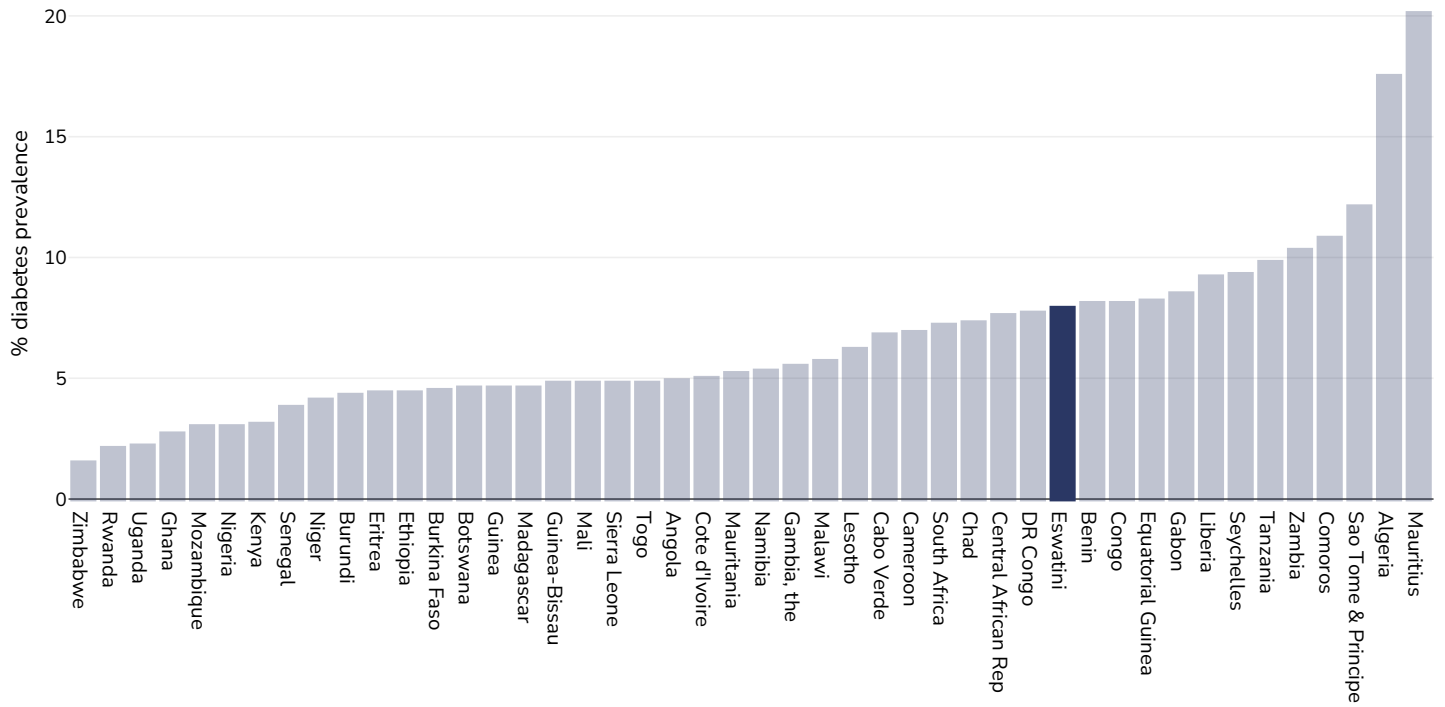


**References:** Global Health Observatory data repository, World Health Organisation, <http://apps.who.int/gho/data/node.main.A869?lang=en>

**Definitions:** Age Standardised % raised fasting blood glucose ( $\geq 7.0$  mmol/L or on medication).

## Diabetes prevalence

### Adults, 2024

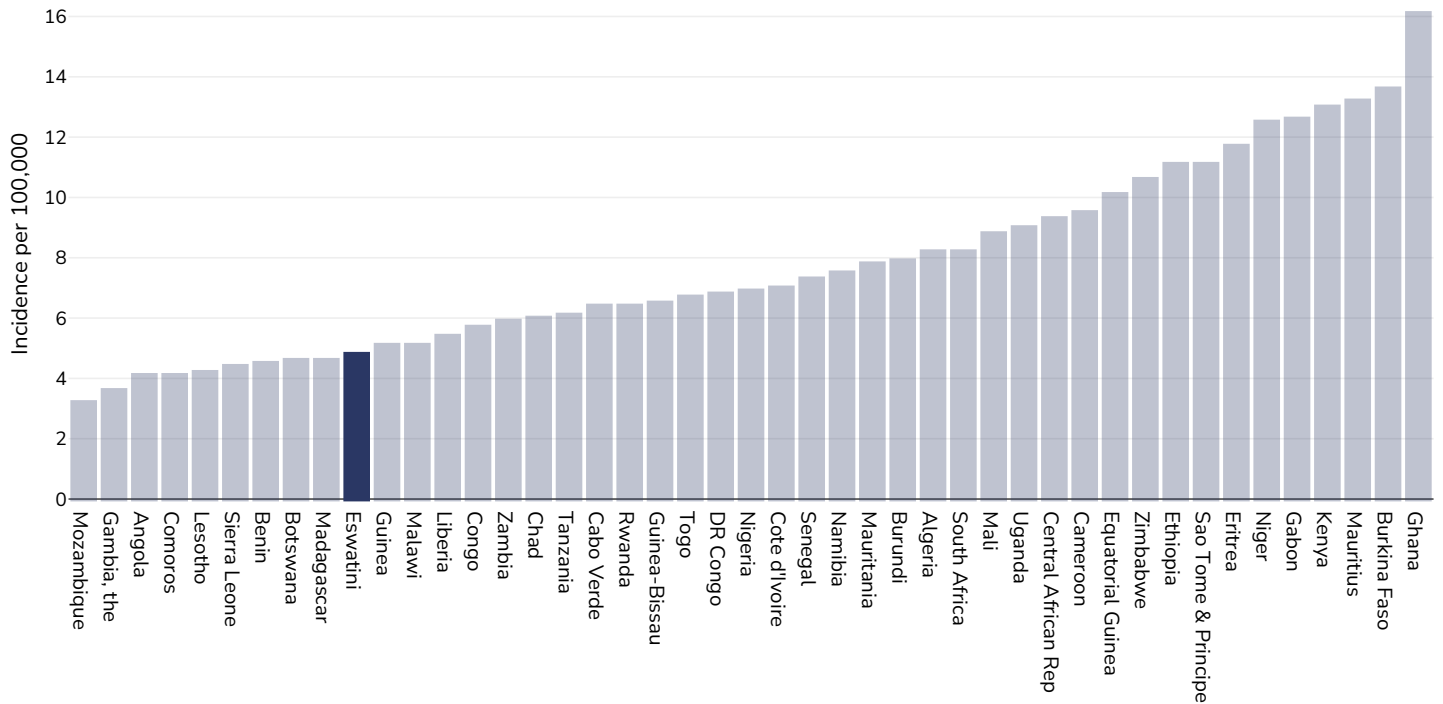


**References:**

Reproduced with kind permission International Diabetes Federation. IDF Diabetes Atlas, 11th edn. Brussels, Belgium:International Diabetes Federation, 2025. <http://www.diabetesatlas.org>

## Ovarian Cancer

### Women, 2022



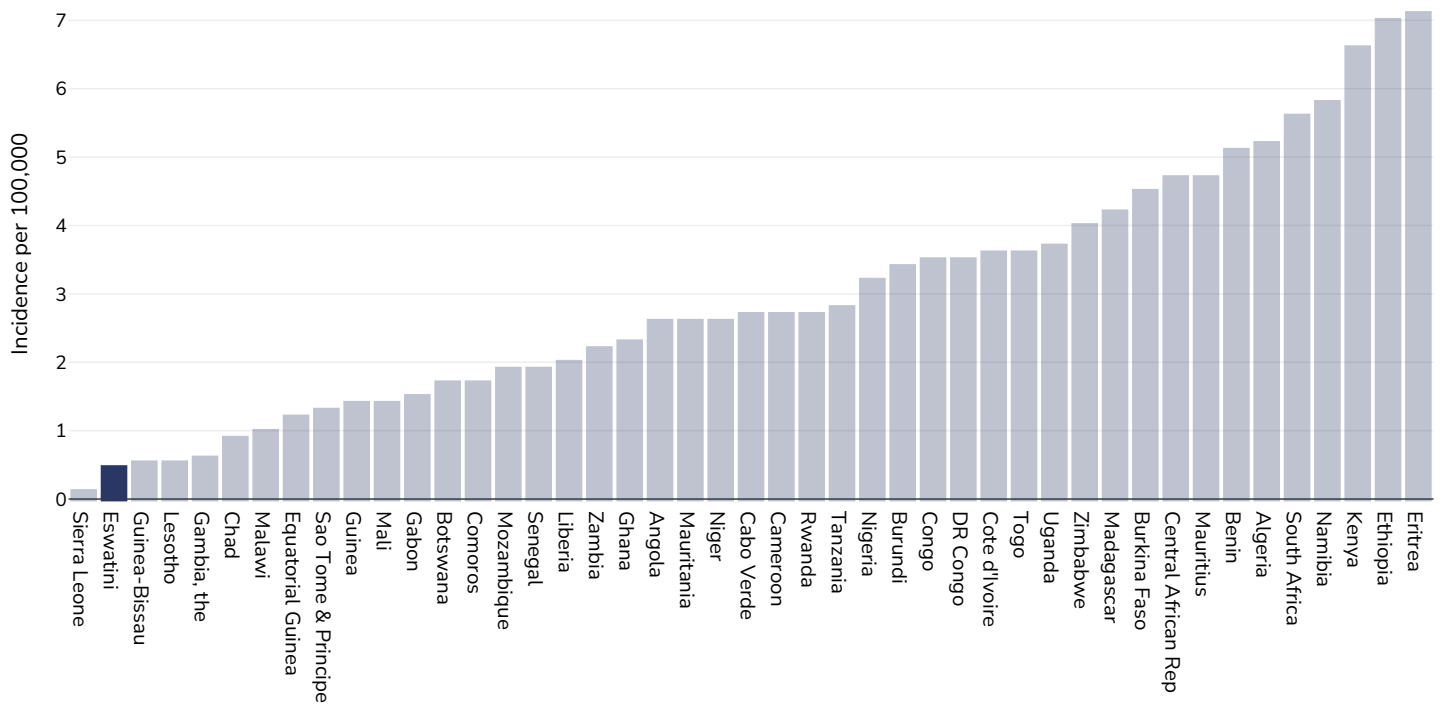
Age: 20+

References: Ferlay J, Ervik M, Lam F, Laversanne M, Colombet M, Mery L, Piñeros M, Znaor A, Soerjomataram I, Bray F (2024). Global Cancer Observatory: Cancer Today. Lyon, France: International Agency for Research on Cancer. Available from: <https://gco.iarc.who.int/today>, accessed [16.07.24]

Definitions: Incidence per 100,000

## Leukemia

### Men, 2022



Age: 20+

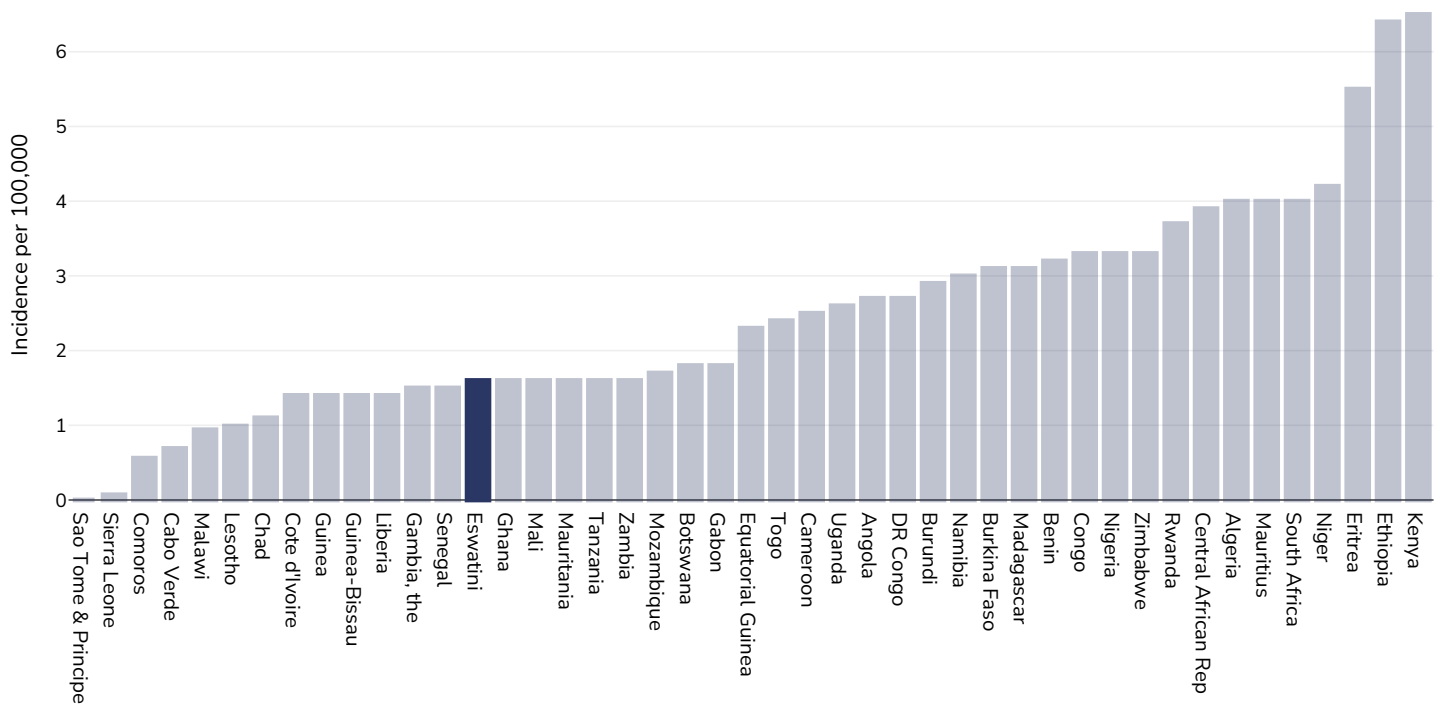
Area covered: National

References: Ferlay J, Ervik M, Lam F, Laversanne M, Colombet M, Mery L, Piñeros M, Znaor A, Soerjomataram I, Bray F (2024). Global Cancer Observatory: Cancer Today. Lyon, France: International Agency for Research on Cancer. Available from: <https://gco.iarc.who.int/today>, accessed [16.07.24]

Definitions: Incidence per 100,000

Unless otherwise noted, overweight refers to a BMI between 25kg and 29.9kg/m<sup>2</sup>, obesity refers to a BMI greater than 30kg/m<sup>2</sup>.

## Women, 2022

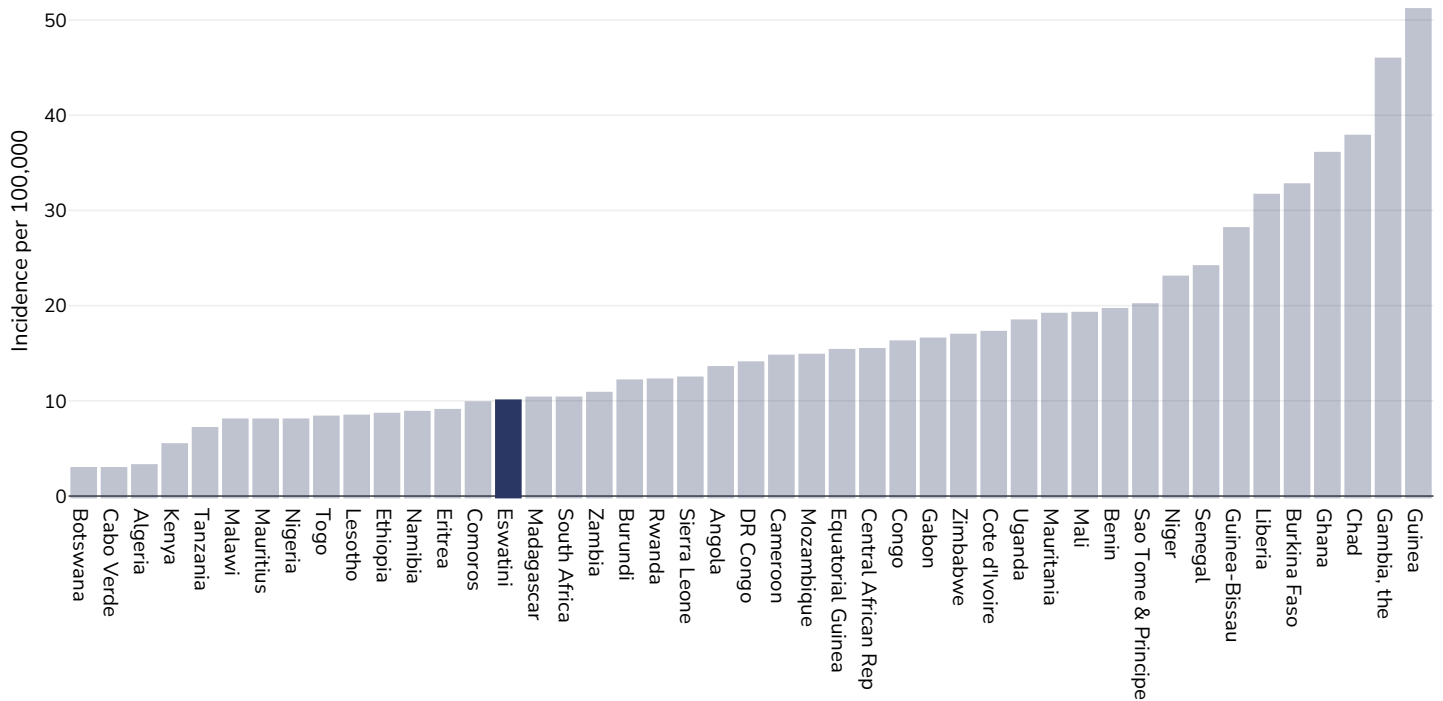


<b>Age:</b>	20+
<b>Area covered:</b>	National
<b>References:</b>	Ferlay J, Ervik M, Lam F, Laversanne M, Colombet M, Mery L, Piñeros M, Znaor A, Soerjomataram I, Bray F (2024). Global Cancer Observatory: Cancer Today. Lyon, France: International Agency for Research on Cancer. Available from: <a href="https://gco.iarc.who.int/today">https://gco.iarc.who.int/today</a> , accessed [16.07.24]
<b>Definitions:</b>	Incidence per 100,000

Unless otherwise noted, overweight refers to a BMI between 25kg and 29.9kg/m<sup>2</sup>, obesity refers to a BMI greater than 30kg/m<sup>2</sup>.

## Liver and intrahepatic bile duct Cancer

### Men, 2022



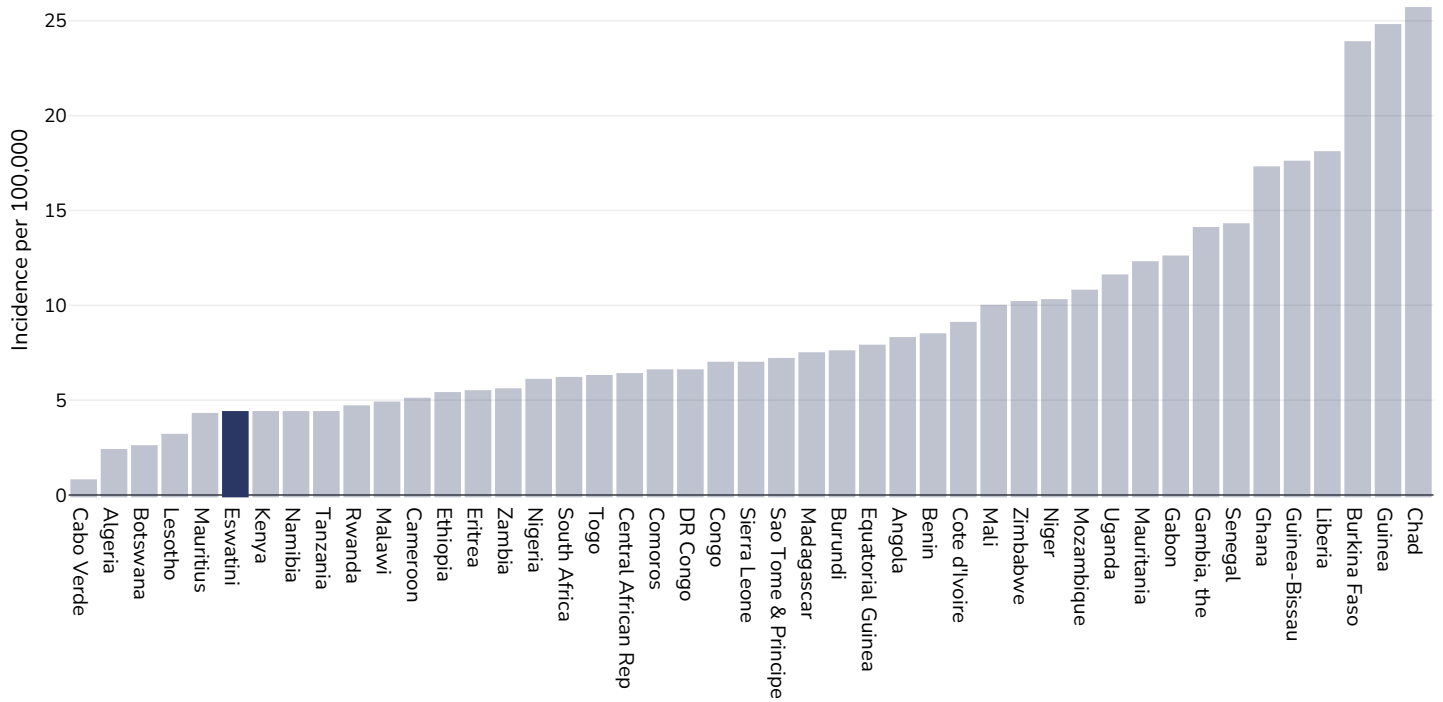
Age: 20+

Area covered: National

References: Ferlay J, Ervik M, Lam F, Laversanne M, Colombet M, Mery L, Piñeros M, Znaor A, Soerjomataram I, Bray F (2024). Global Cancer Observatory: Cancer Today. Lyon, France: International Agency for Research on Cancer. Available from: <https://gco.iarc.who.int/today>, accessed [16.07.24]

Definitions: Incidence per 100,000

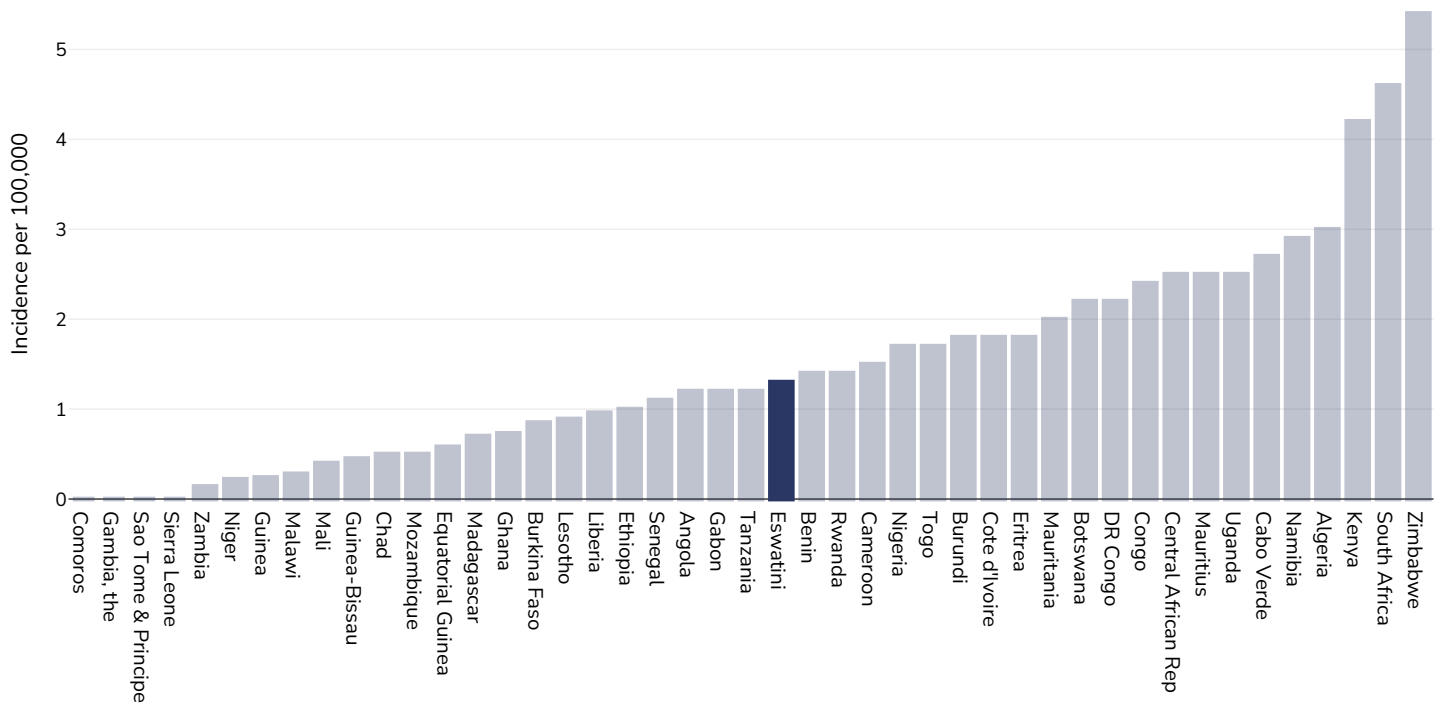
## Women, 2022



Age:	20+
Area covered:	National
References:	Ferlay J, Ervik M, Lam F, Laversanne M, Colombet M, Mery L, Piñeros M, Znaor A, Soerjomataram I, Bray F (2024). Global Cancer Observatory: Cancer Today. Lyon, France: International Agency for Research on Cancer. Available from: <a href="https://gco.iarc.who.int/today">https://gco.iarc.who.int/today</a> , accessed [16.07.24]
Definitions:	Incidence per 100,000

## Multiple Myeloma

### Men, 2022



Age: 20+

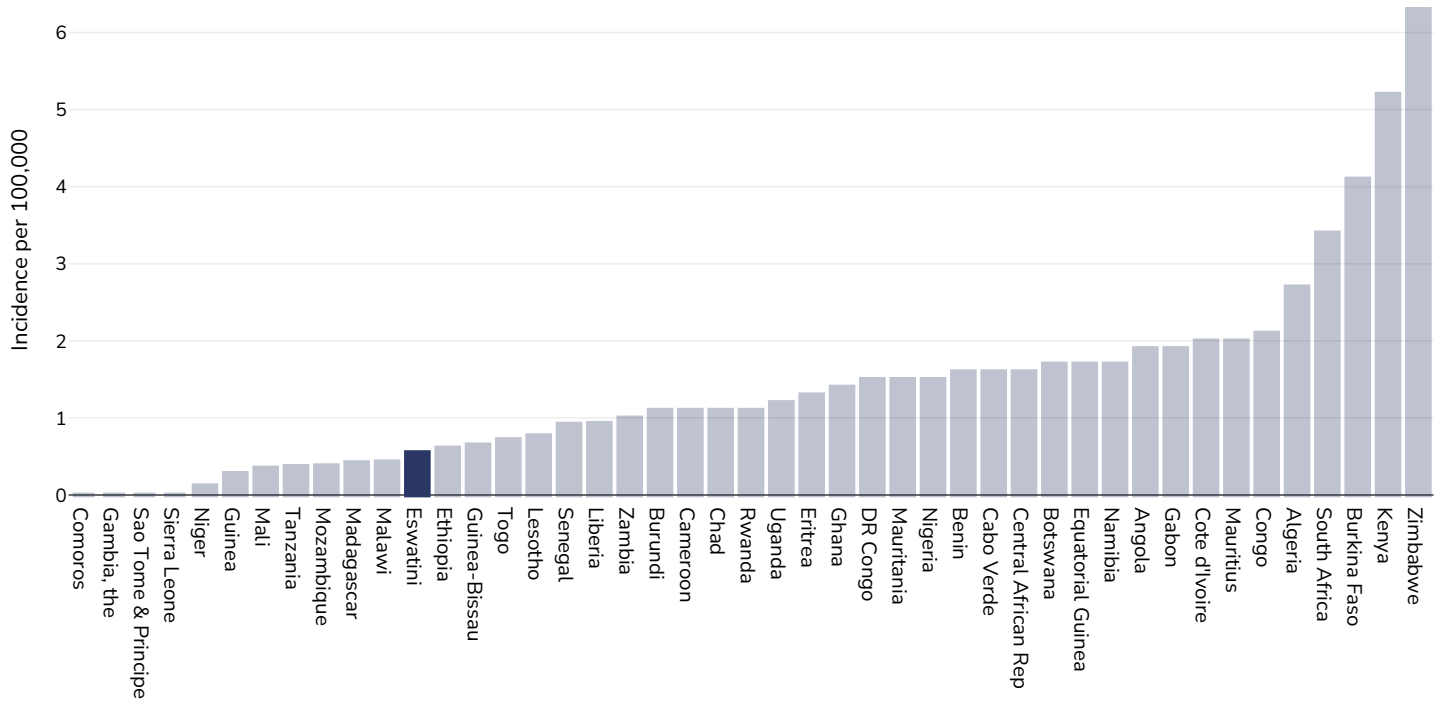
Area covered: National

References: Ferlay J, Ervik M, Lam F, Laversanne M, Colombet M, Mery L, Piñeros M, Znaor A, Soerjomataram I, Bray F (2024). Global Cancer Observatory: Cancer Today. Lyon, France: International Agency for Research on Cancer. Available from: <https://gco.iarc.who.int/today>, accessed [16.07.24]

Definitions: Incidence per 100,000

Unless otherwise noted, overweight refers to a BMI between 25kg and 29.9kg/m<sup>2</sup>, obesity refers to a BMI greater than 30kg/m<sup>2</sup>.

## Women, 2022

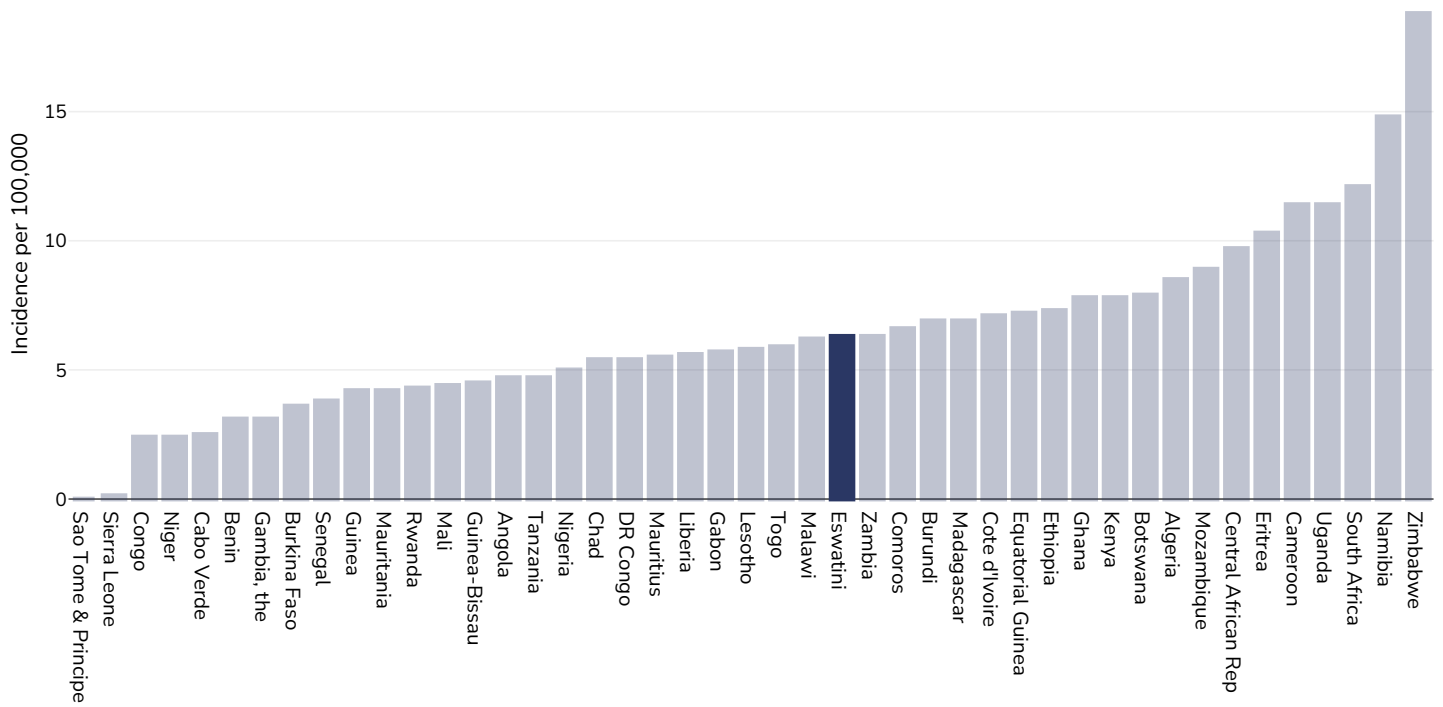


Age:	20+
Area covered:	National
References:	Ferlay J, Ervik M, Lam F, Laversanne M, Colombet M, Mery L, Piñeros M, Znaor A, Soerjomataram I, Bray F (2024). Global Cancer Observatory: Cancer Today. Lyon, France: International Agency for Research on Cancer. Available from: <a href="https://gco.iarc.who.int/today">https://gco.iarc.who.int/today</a> , accessed [16.07.24]
Definitions:	Incidence per 100,000

Unless otherwise noted, overweight refers to a BMI between 25kg and 29.9kg/m<sup>2</sup>, obesity refers to a BMI greater than 30kg/m<sup>2</sup>.

## Non Hodgkin Lymphoma

Men, 2022



Age: 20+

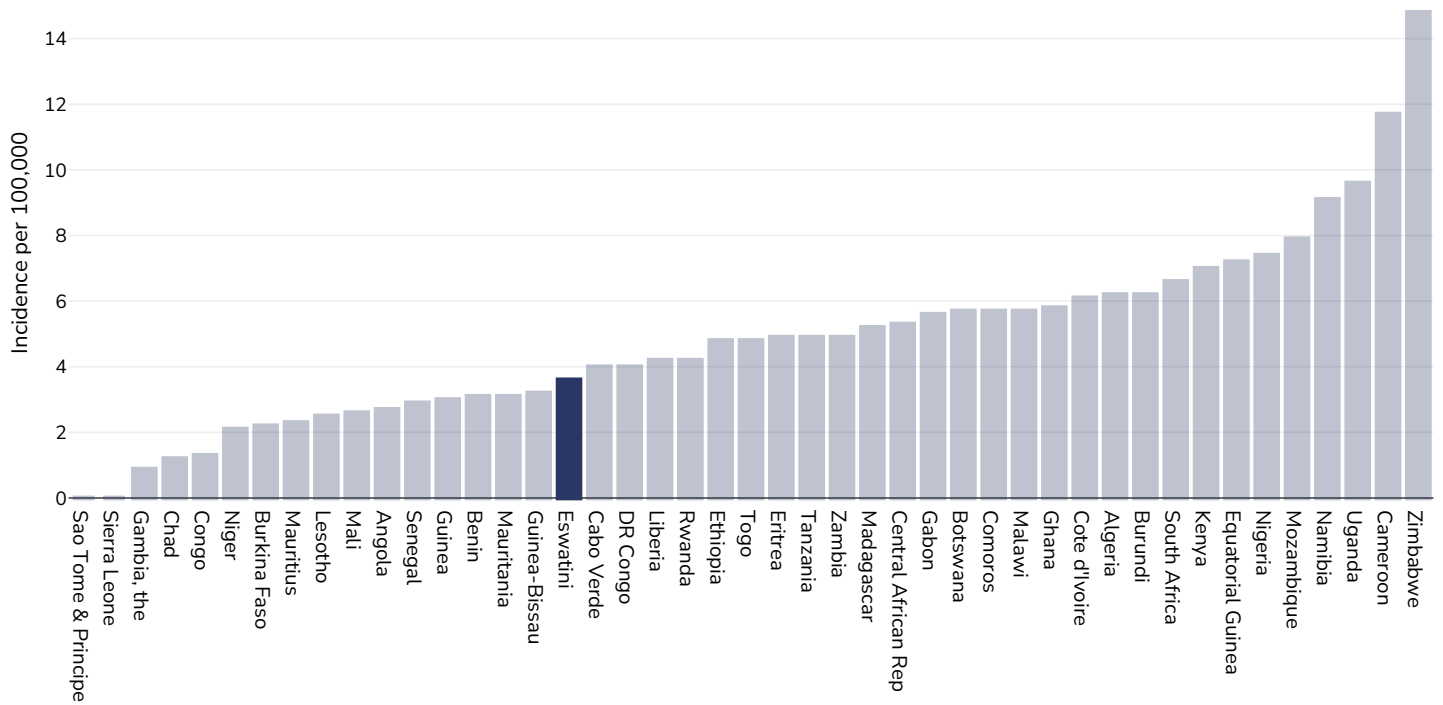
Area covered: National

References: Ferlay J, Ervik M, Lam F, Laversanne M, Colombet M, Mery L, Piñeros M, Znaor A, Soerjomataram I, Bray F (2024). Global Cancer Observatory: Cancer Today. Lyon, France: International Agency for Research on Cancer. Available from: <https://gco.iarc.who.int/today>, accessed [16.07.24]

Definitions: Incidence per 100,000

Unless otherwise noted, overweight refers to a BMI between 25kg and 29.9kg/m<sup>2</sup>, obesity refers to a BMI greater than 30kg/m<sup>2</sup>.

## Women, 2022

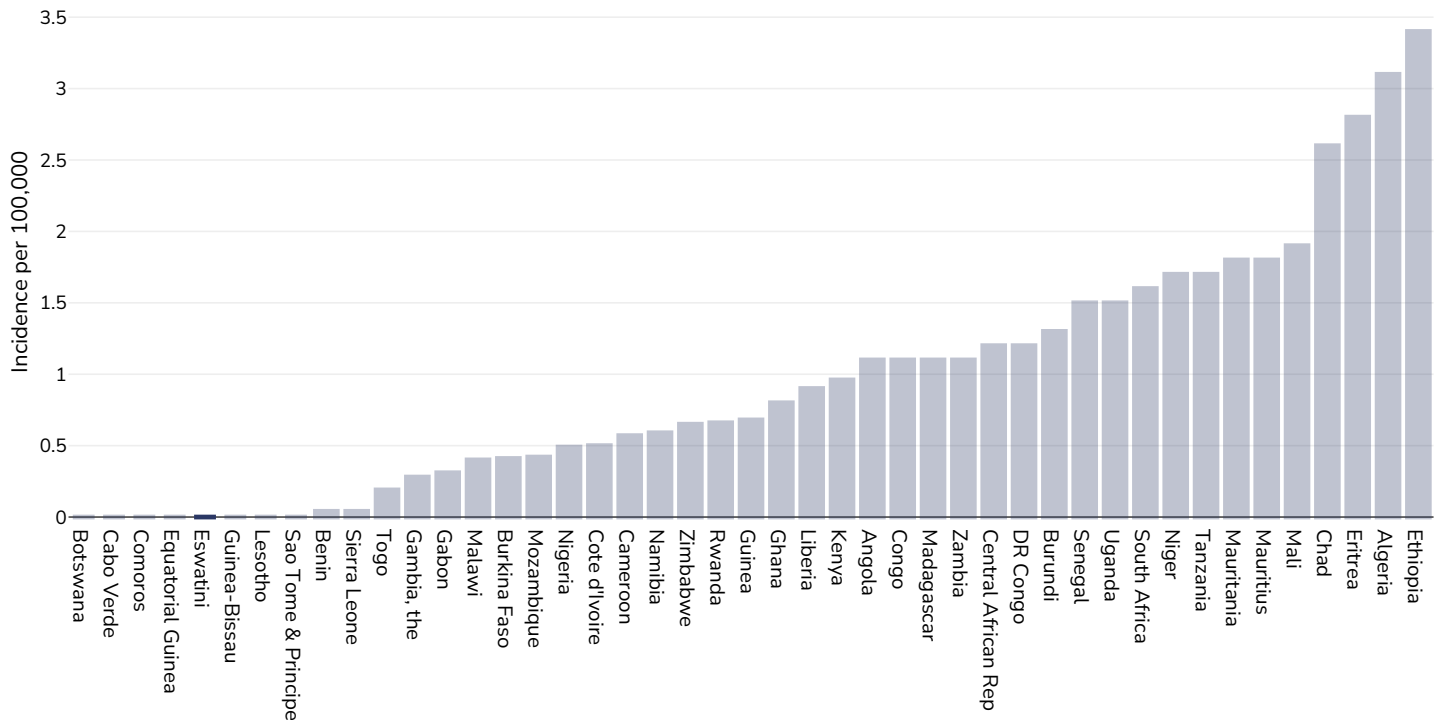


Age:	20+
Area covered:	National
References:	Ferlay J, Ervik M, Lam F, Laversanne M, Colombet M, Mery L, Piñeros M, Znaor A, Soerjomataram I, Bray F (2024). Global Cancer Observatory: Cancer Today. Lyon, France: International Agency for Research on Cancer. Available from: <a href="https://gco.iarc.who.int/today">https://gco.iarc.who.int/today</a> , accessed [16.07.24]
Definitions:	Incidence per 100,000

Unless otherwise noted, overweight refers to a BMI between 25kg and 29.9kg/m<sup>2</sup>, obesity refers to a BMI greater than 30kg/m<sup>2</sup>.

## Thyroid Cancer

### Men, 2022



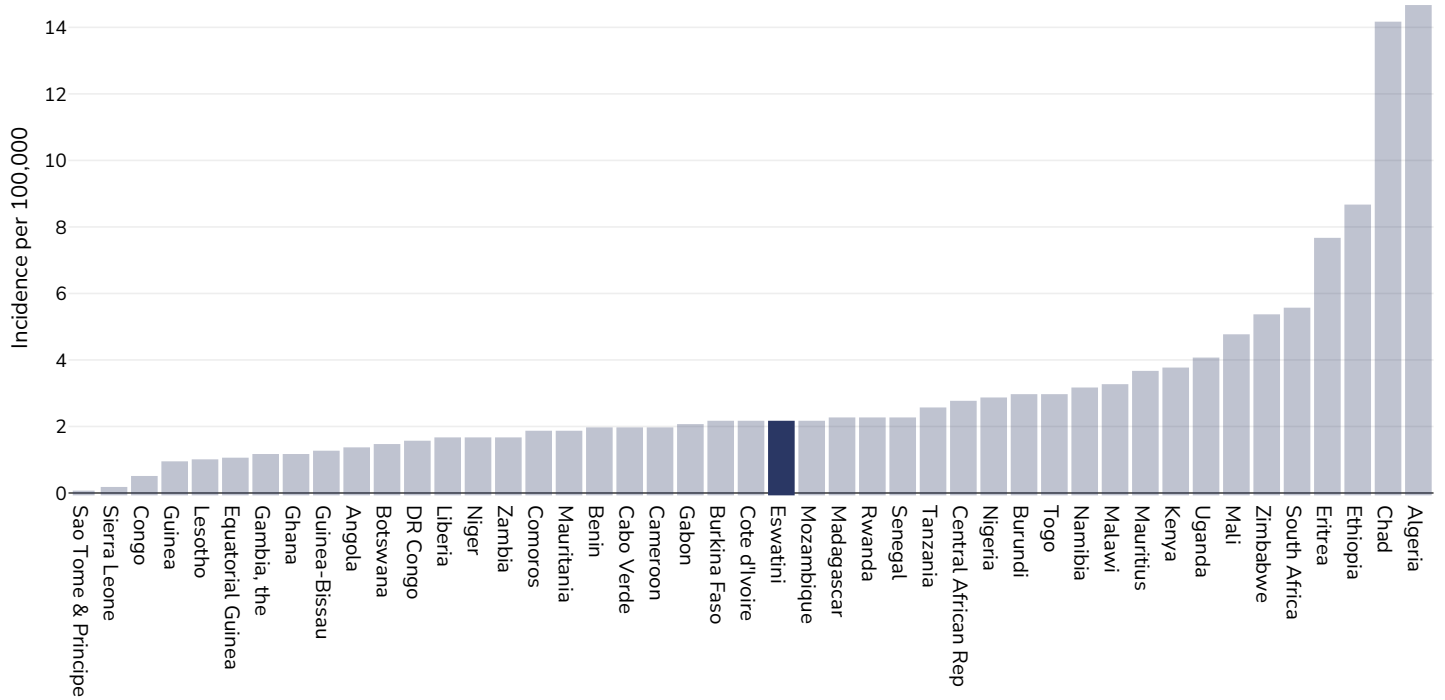
Age: 20+

Area covered: National

References: Ferlay J, Ervik M, Lam F, Laversanne M, Colombet M, Mery L, Piñeros M, Znaor A, Soerjomataram I, Bray F (2024). Global Cancer Observatory: Cancer Today. Lyon, France: International Agency for Research on Cancer. Available from: <https://gco.iarc.who.int/today>, accessed [16.07.24]

Definitions: Incidence per 100,000

## Women, 2022



Age:	20+
Area covered:	National
References:	Ferlay J, Ervik M, Lam F, Laversanne M, Colombet M, Mery L, Piñeros M, Znaor A, Soerjomataram I, Bray F (2024). Global Cancer Observatory: Cancer Today. Lyon, France: International Agency for Research on Cancer. Available from: <a href="https://gco.iarc.who.int/today">https://gco.iarc.who.int/today</a> , accessed [16.07.24]
Definitions:	Incidence per 100,000

PDF created on May 5, 2026