

# Report card

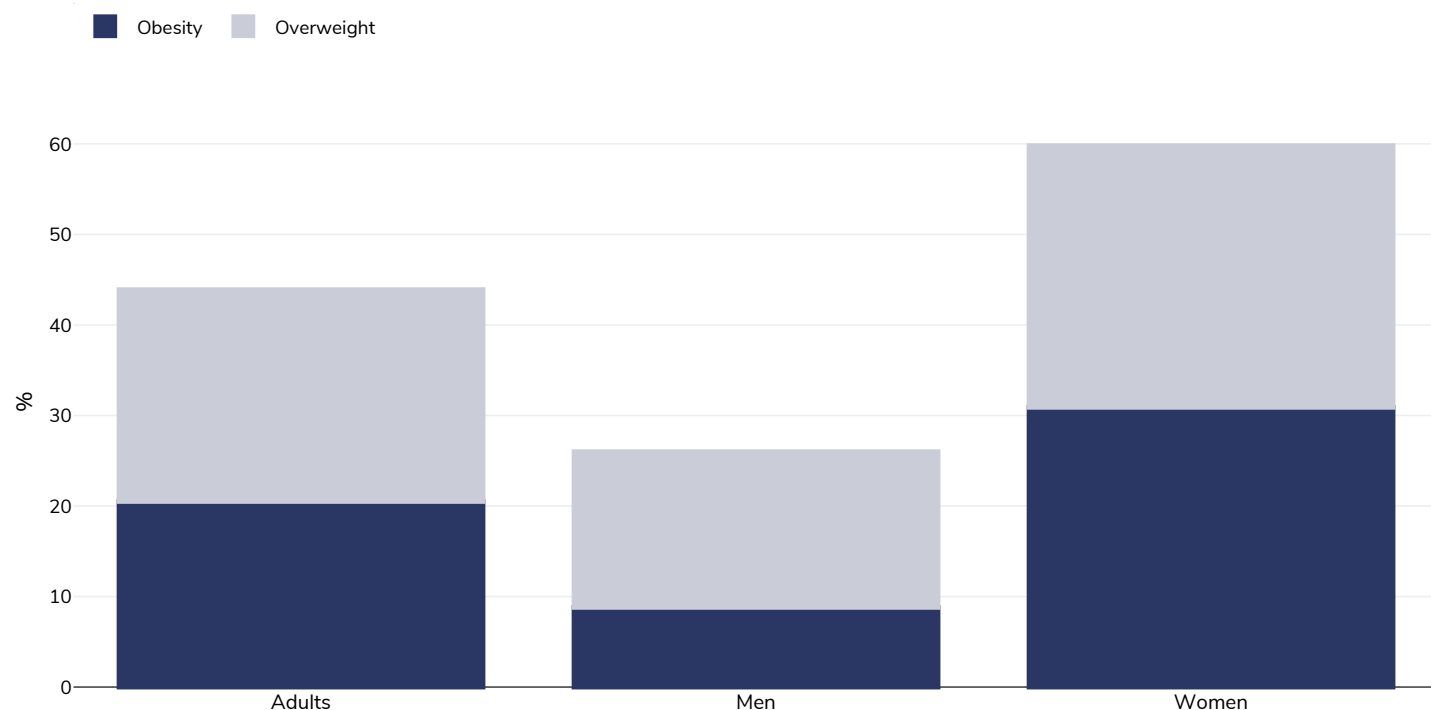
## Eswatini



| Contents                                                     | Page |
|--------------------------------------------------------------|------|
| Obesity prevalence                                           | 2    |
| Overweight/obesity by education                              | 4    |
| Overweight/obesity by age                                    | 7    |
| Overweight/obesity by region                                 | 8    |
| Overweight/obesity by socio-economic group                   | 11   |
| Insufficient physical activity                               | 14   |
| Average daily frequency of carbonated soft drink consumption | 17   |
| Estimated per capita fruit intake                            | 18   |
| Prevalence of less than daily fruit consumption              | 19   |
| Prevalence of less than daily vegetable consumption          | 20   |
| Average weekly frequency of fast food consumption            | 21   |
| Estimated per-capita processed meat intake                   | 22   |
| Estimated per capita whole grains intake                     | 23   |
| Mental health - depression disorders                         | 24   |
| Mental health - anxiety disorders                            | 25   |
| % Infants exclusively breastfed 0-5 months                   | 26   |
| Oesophageal cancer                                           | 27   |
| Breast cancer                                                | 29   |
| Colorectal cancer                                            | 30   |
| Pancreatic cancer                                            | 32   |
| Gallbladder cancer                                           | 34   |
| Kidney cancer                                                | 36   |
| Cancer of the uterus                                         | 38   |
| Raised blood pressure                                        | 39   |
| Raised cholesterol                                           | 42   |
| Raised fasting blood glucose                                 | 45   |
| Diabetes prevalence                                          | 47   |
| Contextual factors                                           | 48   |

## Obesity prevalence

### Adults, 2014

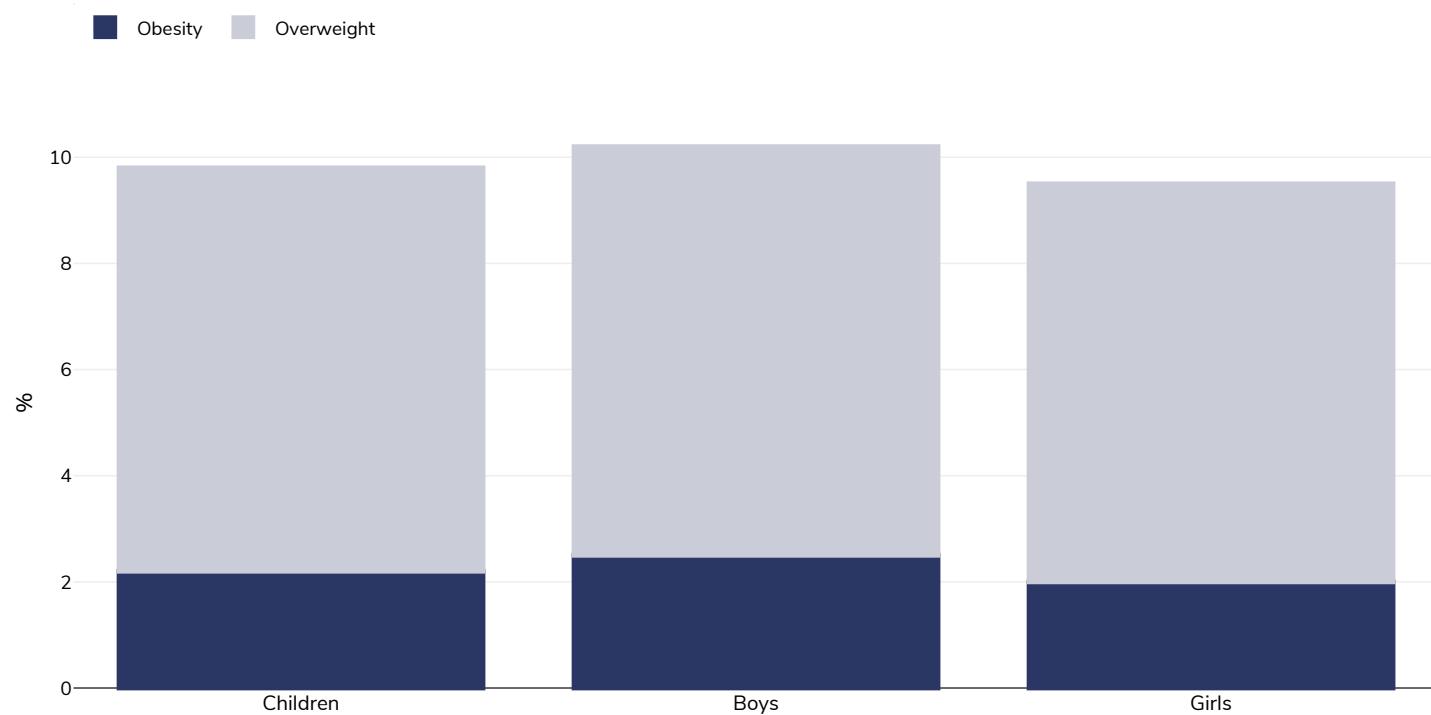


|               |          |
|---------------|----------|
| Survey type:  | Measured |
| Age:          | 15-69    |
| Sample size:  | 3059     |
| Area covered: | National |

References: WHO STEPS Noncommunicable Disease Risk Factor Surveillance Report, SWAZILAND 2014. [https://www.who.int/ncds/surveillance/steps/Swaziland\\_2014\\_STEPS\\_Report.pdf](https://www.who.int/ncds/surveillance/steps/Swaziland_2014_STEPS_Report.pdf) (accessed 08.04.20)

Unless otherwise noted, overweight refers to a BMI between 25kg and 29.9kg/m<sup>2</sup>, obesity refers to a BMI greater than 30kg/m<sup>2</sup>.

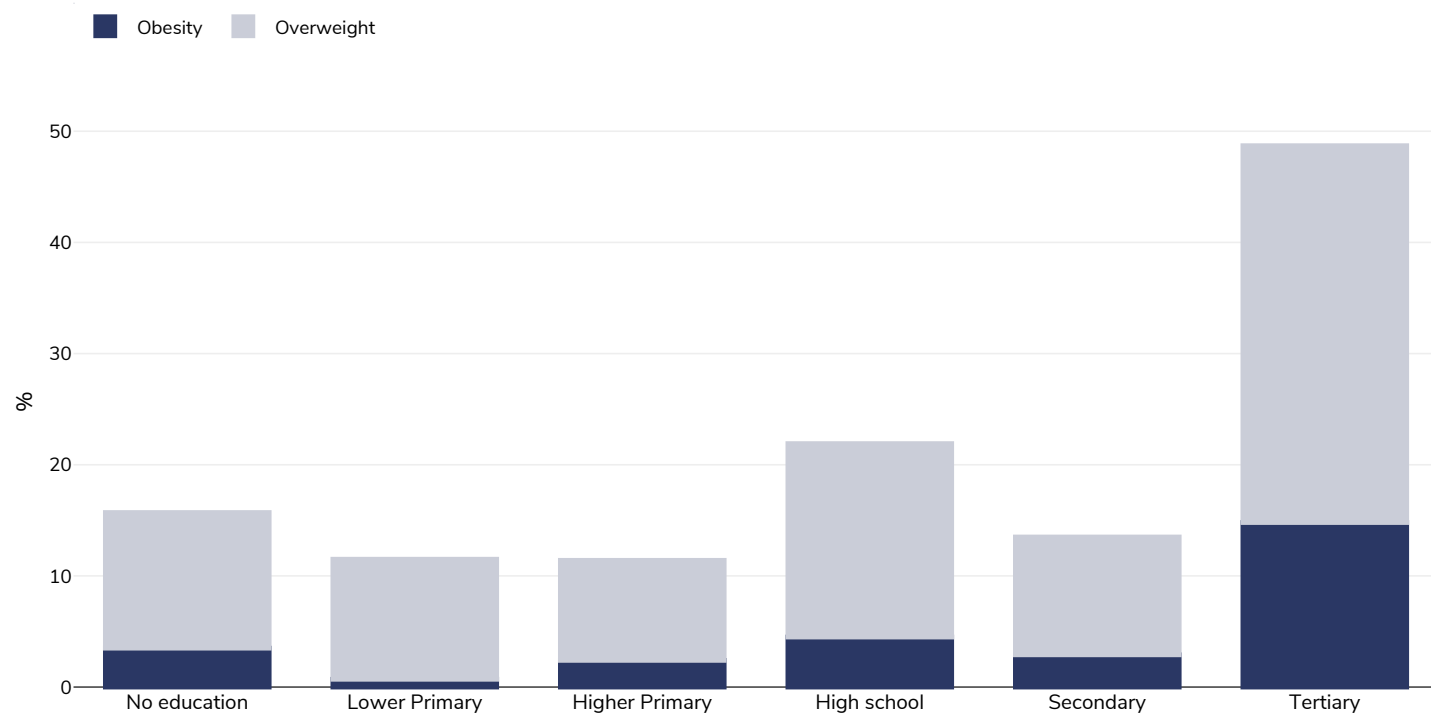
## Children, 2021-2022



|               |                                                                                                                                                                            |
|---------------|----------------------------------------------------------------------------------------------------------------------------------------------------------------------------|
| Survey type:  | Measured                                                                                                                                                                   |
| Age:          | 0-5                                                                                                                                                                        |
| Sample size:  | 2171                                                                                                                                                                       |
| Area covered: | National                                                                                                                                                                   |
| References:   | Central Statistical Office (CSO). 2024. Eswatini Multiple Indicator Cluster Survey 2021-2022, Survey Findings Report. Mbabane, Eswatini: Central Statistical Office (CSO). |
| Notes:        | < 5 years of age                                                                                                                                                           |
| Cutoffs:      | +2/+3 SD                                                                                                                                                                   |

## Overweight/obesity by education

### Men, 2006-2007



Survey type: Measured

Age: 15-49

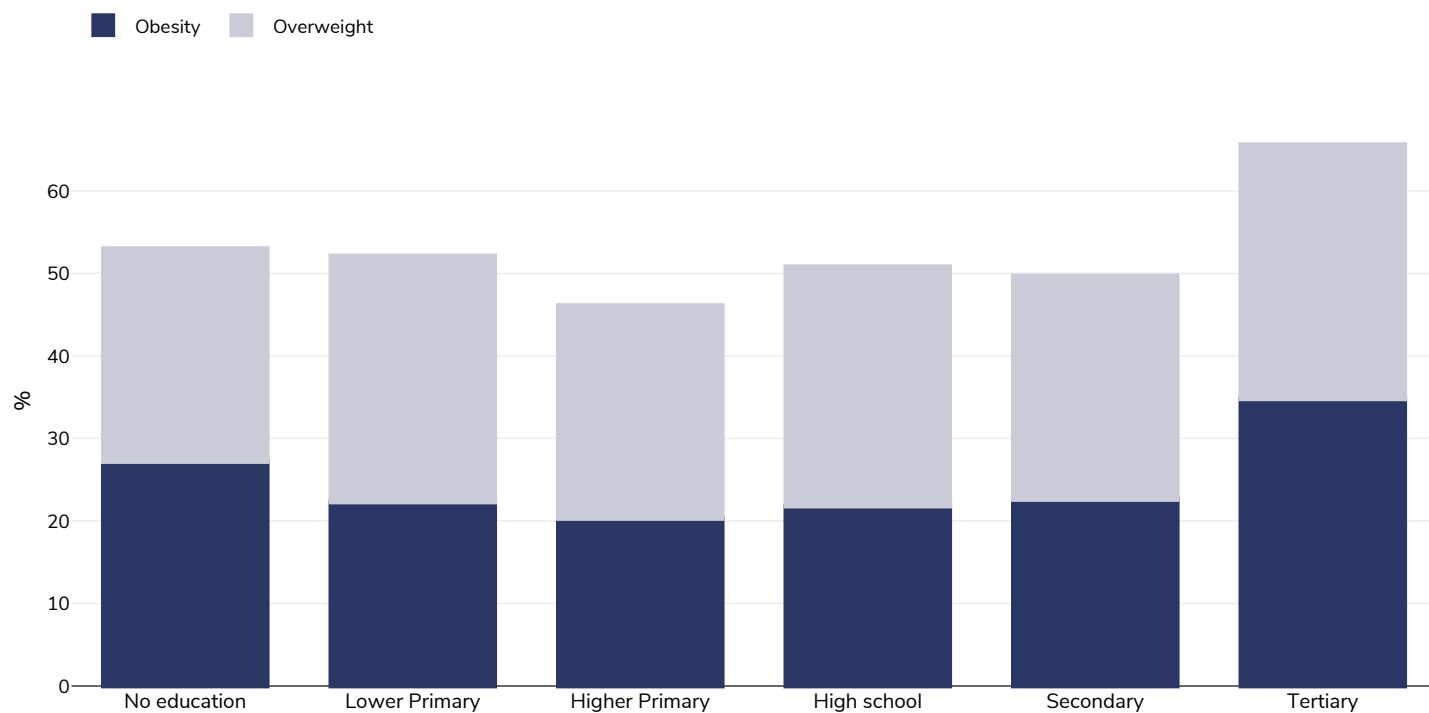
Sample size: Male: 3969 Female: 4519

Area covered: National

References: Central Statistical Office (CSO) [Swaziland], and Macro International Inc. 2008. Swaziland Demographic and Health Survey 2006-07. Mbabane, Swaziland: Central Statistical Office and Macro International Inc.

Unless otherwise noted, overweight refers to a BMI between 25kg and 29.9kg/m<sup>2</sup>, obesity refers to a BMI greater than 30kg/m<sup>2</sup>.

## Women, 2006-2007



Survey type: Measured

Age: 15-49

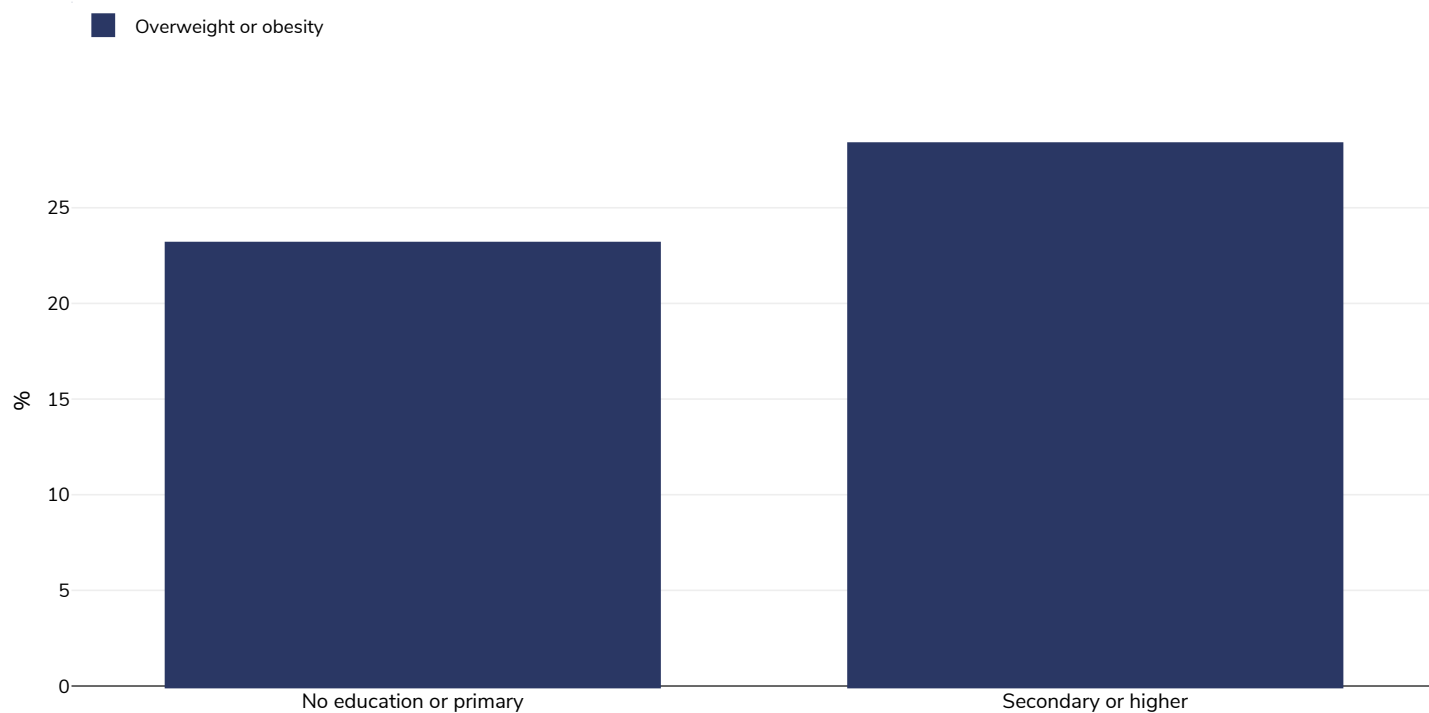
Sample size: Male: 3969 Female: 4519

Area covered: National

References: Central Statistical Office (CSO) [Swaziland], and Macro International Inc. 2008. Swaziland Demographic and Health Survey 2006-07. Mbabane, Swaziland: Central Statistical Office and Macro International Inc.

Unless otherwise noted, overweight refers to a BMI between 25kg and 29.9kg/m<sup>2</sup>, obesity refers to a BMI greater than 30kg/m<sup>2</sup>.

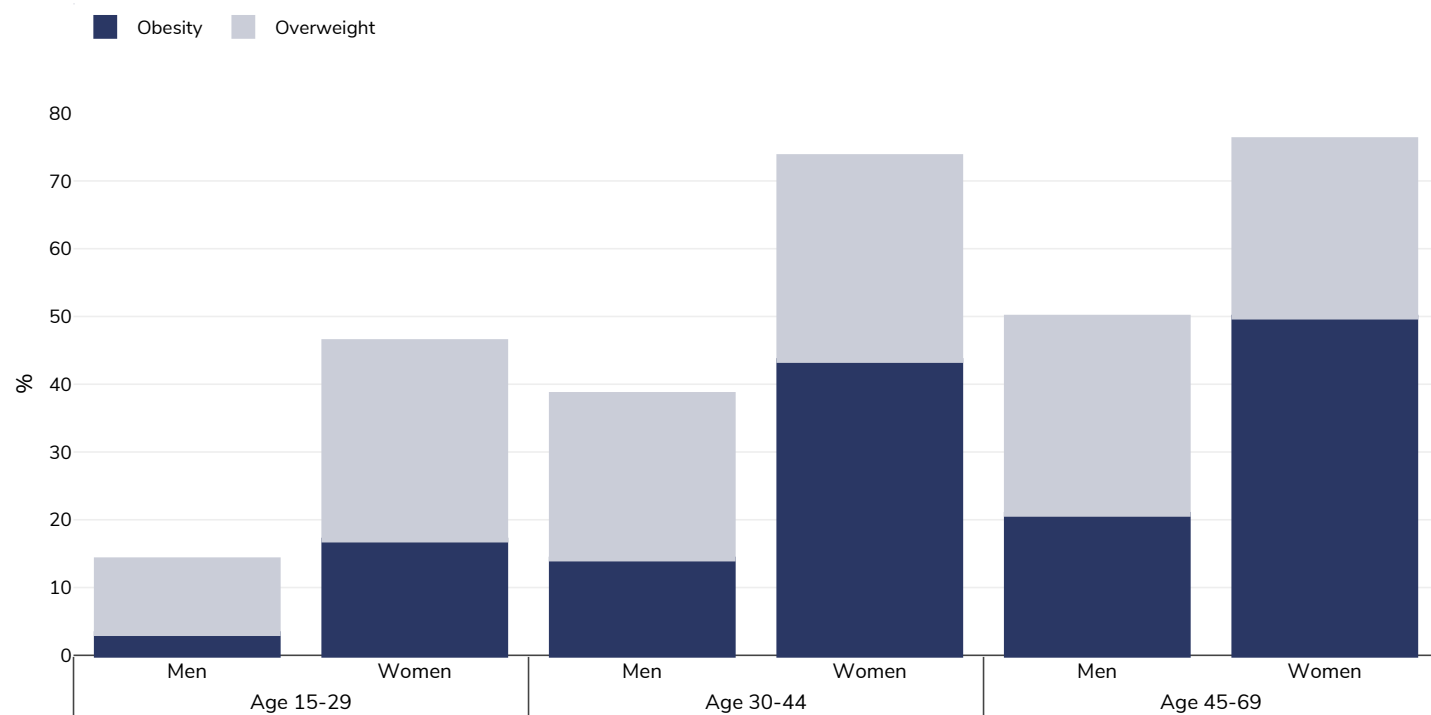
## Girls, 2006-2007



|               |                                                                                                                                                                                                                                                                                                                                                                                                                 |
|---------------|-----------------------------------------------------------------------------------------------------------------------------------------------------------------------------------------------------------------------------------------------------------------------------------------------------------------------------------------------------------------------------------------------------------------|
| Survey type:  | Measured                                                                                                                                                                                                                                                                                                                                                                                                        |
| Age:          | 15-19                                                                                                                                                                                                                                                                                                                                                                                                           |
| Sample size:  | 979                                                                                                                                                                                                                                                                                                                                                                                                             |
| Area covered: | National                                                                                                                                                                                                                                                                                                                                                                                                        |
| References:   | Benedict, Rukundo K., Allison Schmale, and Sorrel Namaste. 2018. Adolescent Nutrition 2000-2017: DHS Data on Adolescents Age 15-19. DHS Comparative Report No. 47. Rockville, Maryland, USA: ICF. Central Statistical Office (CSO) [Swaziland], and Macro International Inc. 2008. Swaziland Demographic and Health Survey 2006-07. Mbabane, Swaziland: Central Statistical Office and Macro International Inc. |
| Definitions:  | BMI for age: between +1 SD and +2 SD is overweight and greater than +2 SD is obesity                                                                                                                                                                                                                                                                                                                            |
| Cutoffs:      | WHO 2007                                                                                                                                                                                                                                                                                                                                                                                                        |

## Overweight/obesity by age

### Adults, 2014



Survey type: Measured

Sample size: 3059

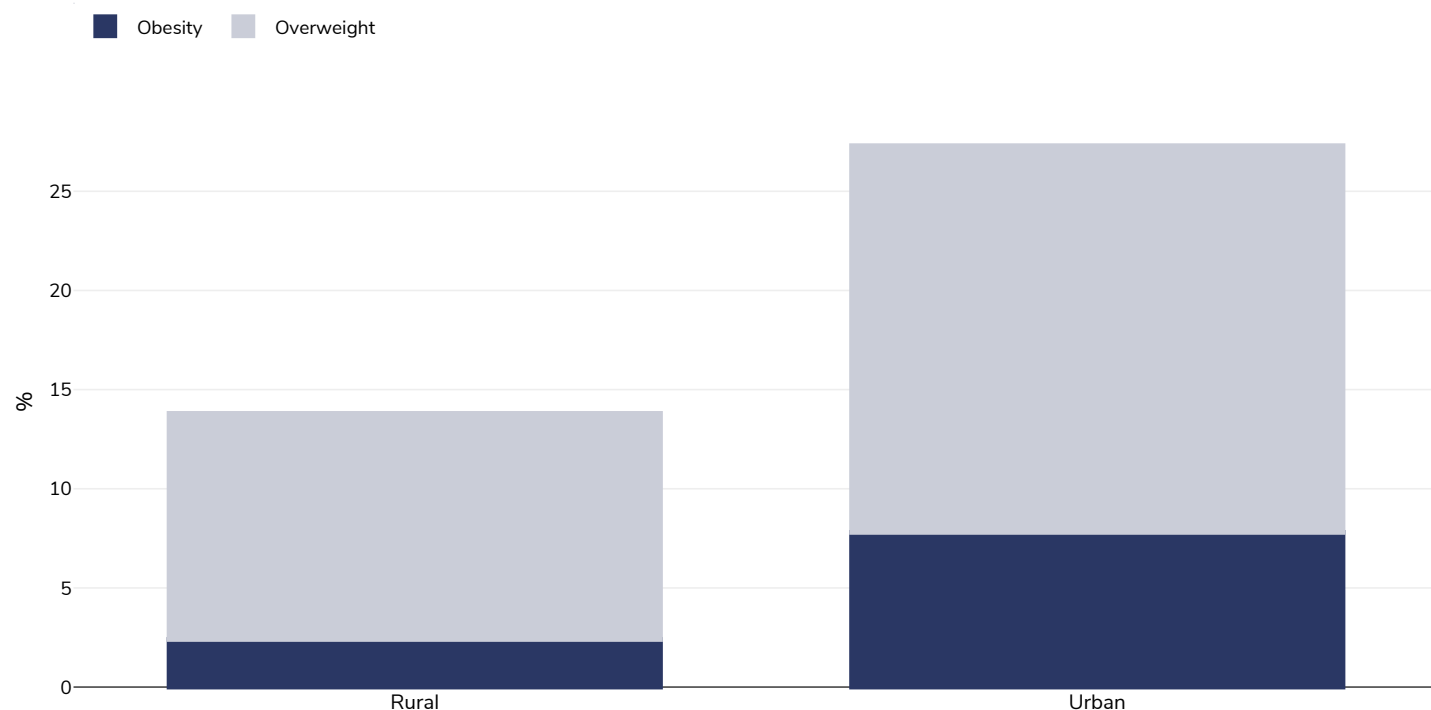
Area covered: National

References: WHO STEPS Noncommunicable Disease Risk Factor Surveillance Report, SWAZILAND 2014.  
[https://www.who.int/ncds/surveillance/steps/Swaziland\\_2014\\_STEPS\\_Report.pdf](https://www.who.int/ncds/surveillance/steps/Swaziland_2014_STEPS_Report.pdf) (accessed 08.04.20)

Unless otherwise noted, overweight refers to a BMI between 25kg and 29.9kg/m<sup>2</sup>, obesity refers to a BMI greater than 30kg/m<sup>2</sup>.

## Overweight/obesity by region

### Men, 2006-2007



Survey type: Measured

Age: 15-49

Sample size: Male: 3969 Female: 4519

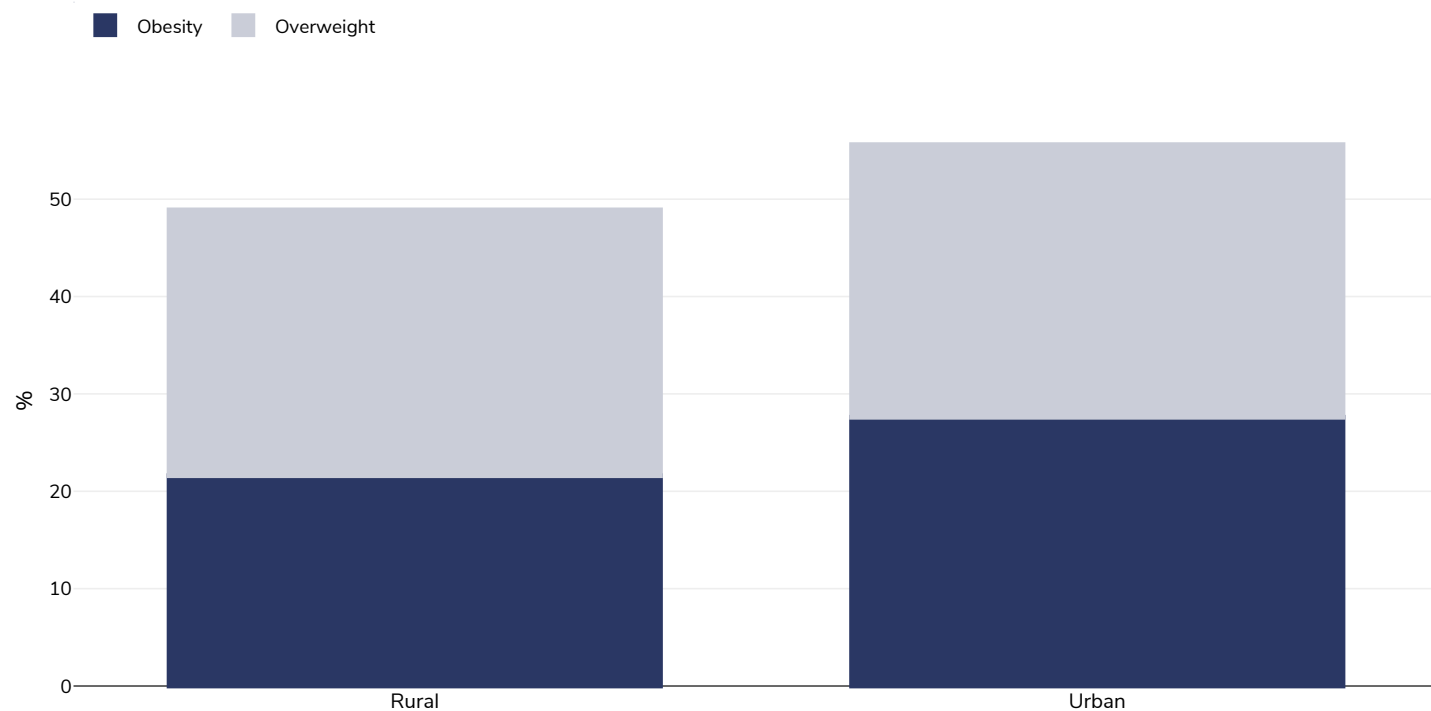
Area covered: National

References: Central Statistical Office (CSO) [Swaziland], and Macro International Inc. 2008. Swaziland Demographic and Health Survey 2006-07. Mbabane, Swaziland: Central Statistical Office and Macro International Inc.

Unless otherwise noted, overweight refers to a BMI between 25kg and 29.9kg/m<sup>2</sup>, obesity refers to a BMI greater than 30kg/m<sup>2</sup>.



## Women, 2006-2007



Survey type: Measured

Age: 15-49

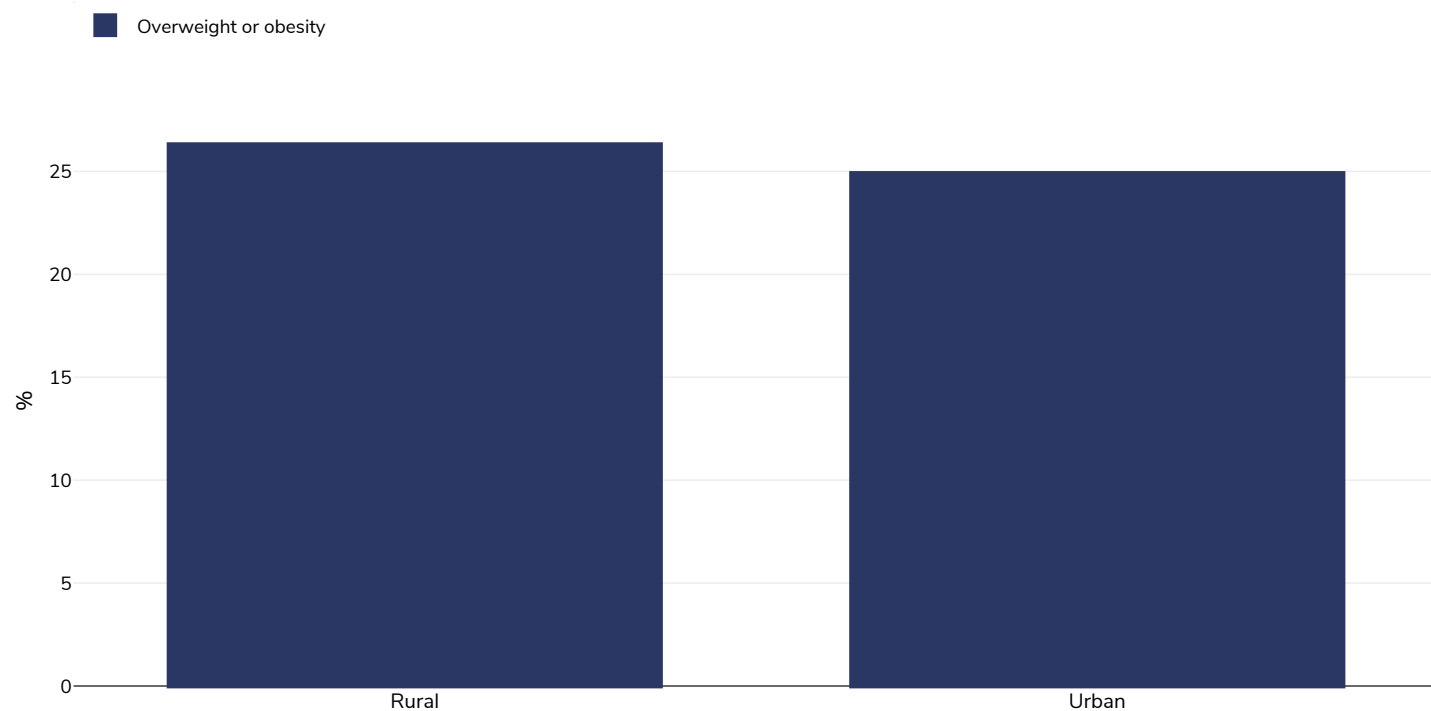
Sample size: Male: 3969 Female: 4519

Area covered: National

References: Central Statistical Office (CSO) [Swaziland], and Macro International Inc. 2008. Swaziland Demographic and Health Survey 2006-07. Mbabane, Swaziland: Central Statistical Office and Macro International Inc.

Unless otherwise noted, overweight refers to a BMI between 25kg and 29.9kg/m<sup>2</sup>, obesity refers to a BMI greater than 30kg/m<sup>2</sup>.

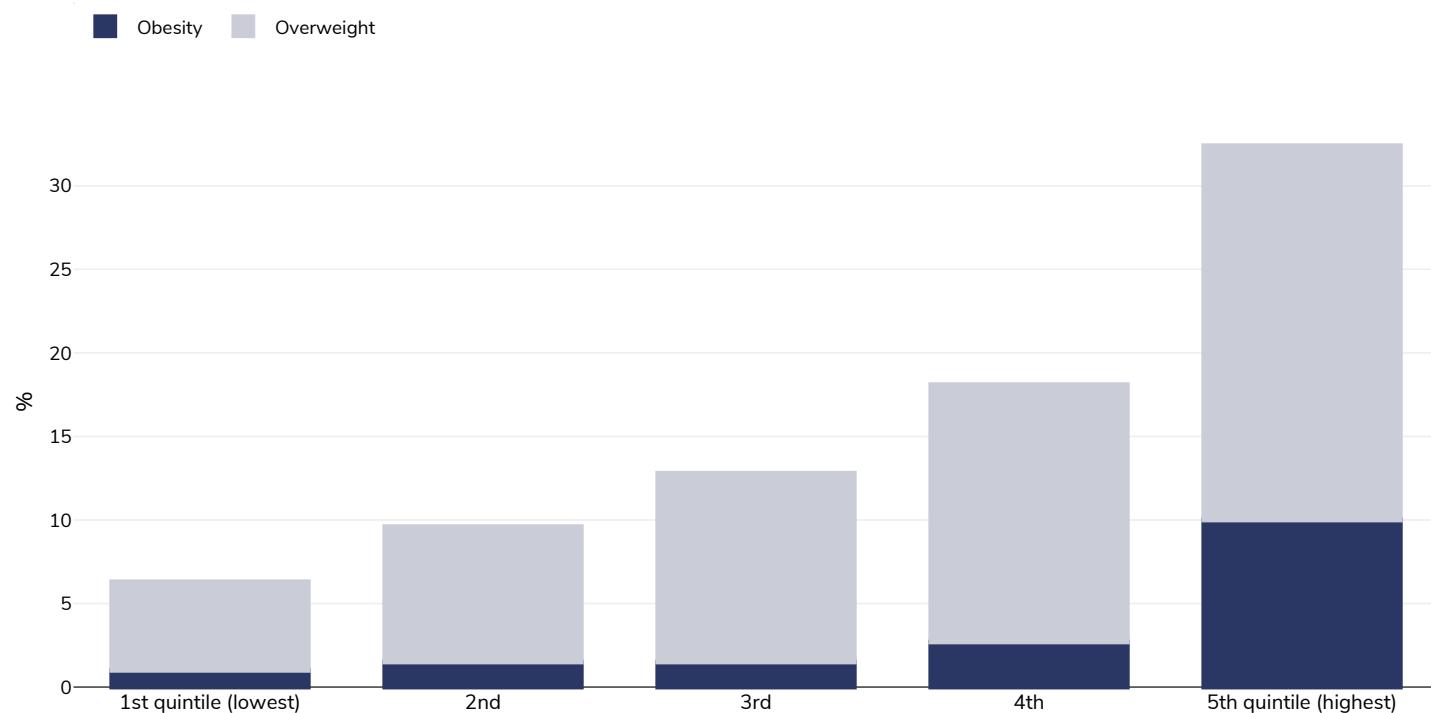
## Girls, 2006-2007



|               |                                                                                                                                                                                                                                                                                                                                                                                                                 |
|---------------|-----------------------------------------------------------------------------------------------------------------------------------------------------------------------------------------------------------------------------------------------------------------------------------------------------------------------------------------------------------------------------------------------------------------|
| Survey type:  | Measured                                                                                                                                                                                                                                                                                                                                                                                                        |
| Age:          | 15-19                                                                                                                                                                                                                                                                                                                                                                                                           |
| Sample size:  | 979                                                                                                                                                                                                                                                                                                                                                                                                             |
| Area covered: | National                                                                                                                                                                                                                                                                                                                                                                                                        |
| References:   | Benedict, Rukundo K., Allison Schmale, and Sorrel Namaste. 2018. Adolescent Nutrition 2000-2017: DHS Data on Adolescents Age 15-19. DHS Comparative Report No. 47. Rockville, Maryland, USA: ICF. Central Statistical Office (CSO) [Swaziland], and Macro International Inc. 2008. Swaziland Demographic and Health Survey 2006-07. Mbabane, Swaziland: Central Statistical Office and Macro International Inc. |
| Definitions:  | BMI for age: between +1 SD and +2 SD is overweight and greater than +2 SD is obesity                                                                                                                                                                                                                                                                                                                            |
| Cutoffs:      | WHO 2007                                                                                                                                                                                                                                                                                                                                                                                                        |

## Overweight/obesity by socio-economic group

### Men, 2006-2007



Survey type: Measured

Age: 15-49

Sample size: Male: 3969 Female: 4519

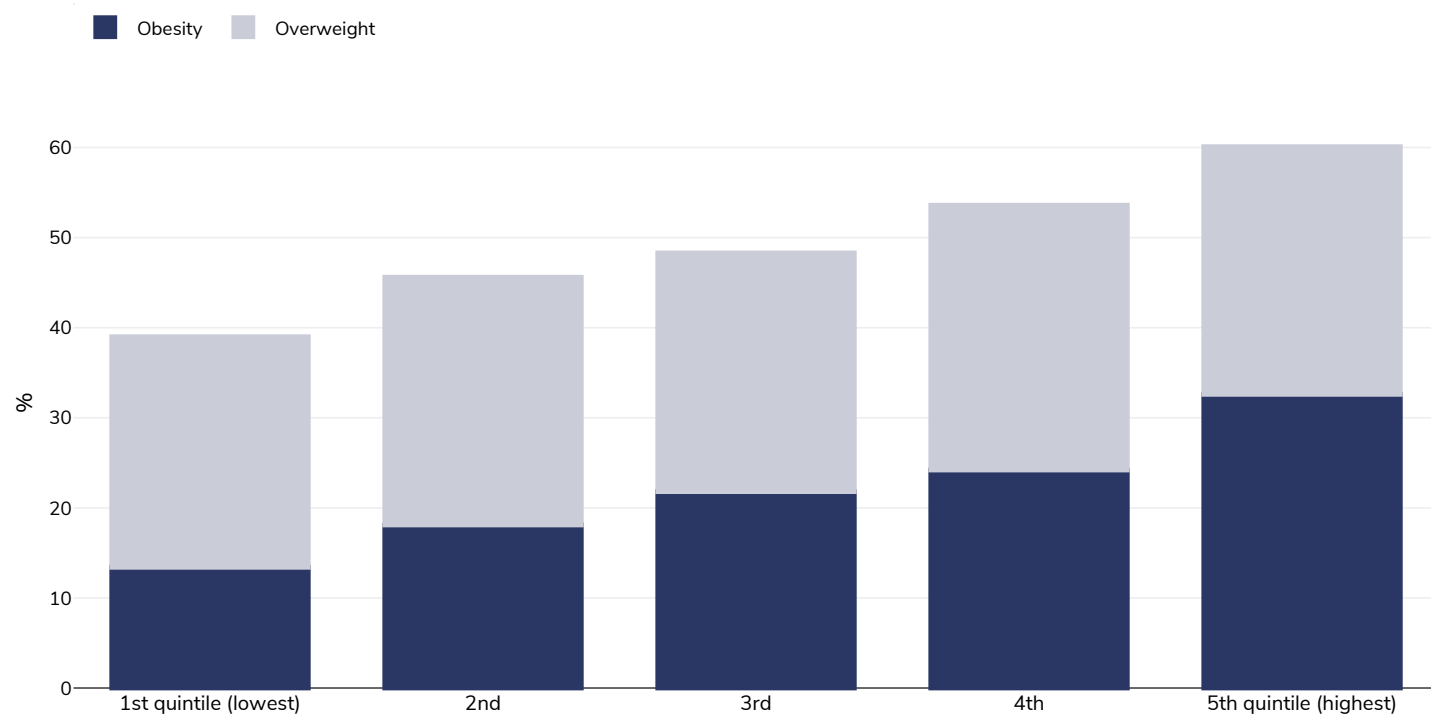
Area covered: National

References: Central Statistical Office (CSO) [Swaziland], and Macro International Inc. 2008. Swaziland Demographic and Health Survey 2006-07. Mbabane, Swaziland: Central Statistical Office and Macro International Inc.

Notes: Prevalence of overweight and obesity by wealth quintile

Unless otherwise noted, overweight refers to a BMI between 25kg and 29.9kg/m<sup>2</sup>, obesity refers to a BMI greater than 30kg/m<sup>2</sup>.

## Women, 2006-2007



Survey type: Measured

Age: 15-49

Sample size: Male: 3969 Female: 4519

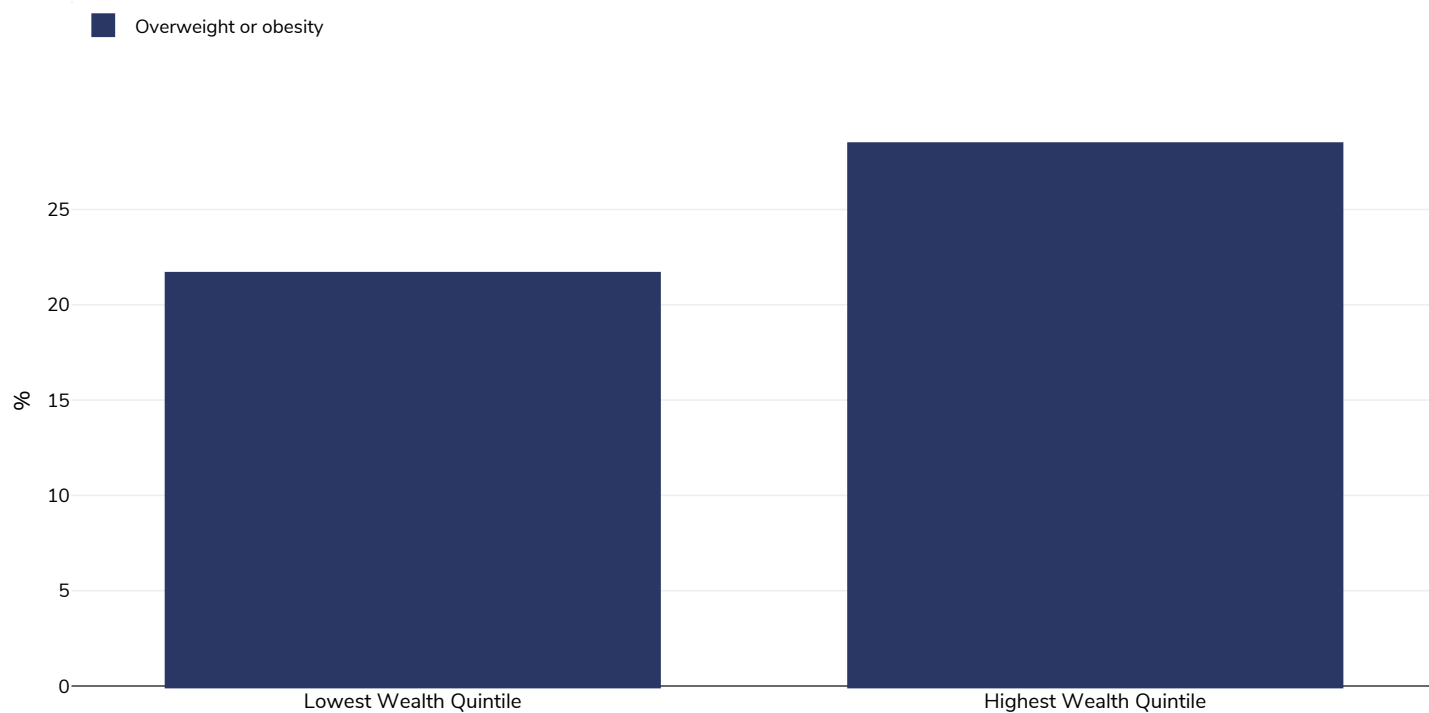
Area covered: National

References: Central Statistical Office (CSO) [Swaziland], and Macro International Inc. 2008. Swaziland Demographic and Health Survey 2006-07. Mbabane, Swaziland: Central Statistical Office and Macro International Inc.

Notes: Prevalence of overweight and obesity by wealth quintile

Unless otherwise noted, overweight refers to a BMI between 25kg and 29.9kg/m<sup>2</sup>, obesity refers to a BMI greater than 30kg/m<sup>2</sup>.

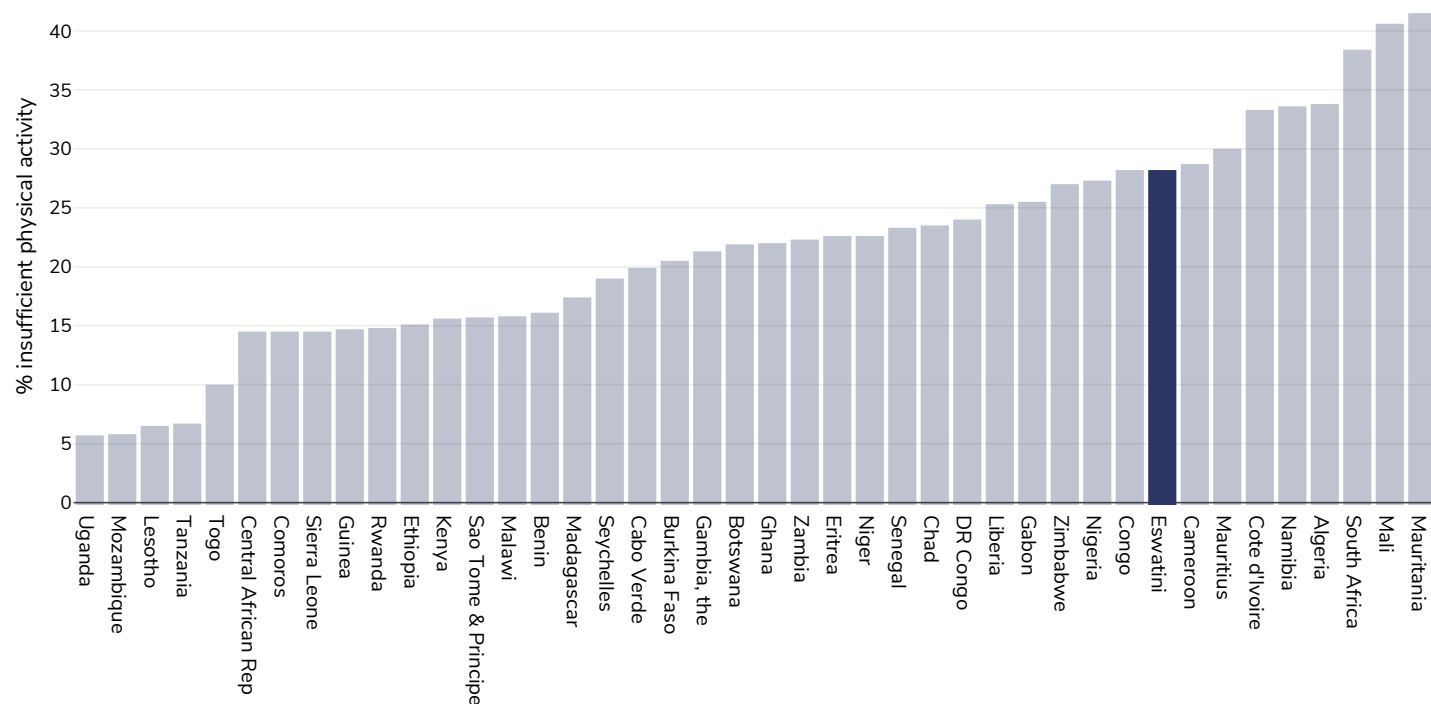
## Girls, 2006-2007



|               |                                                                                                                                                                                                                                                                                                                                                                                                                 |
|---------------|-----------------------------------------------------------------------------------------------------------------------------------------------------------------------------------------------------------------------------------------------------------------------------------------------------------------------------------------------------------------------------------------------------------------|
| Survey type:  | Measured                                                                                                                                                                                                                                                                                                                                                                                                        |
| Age:          | 15-19                                                                                                                                                                                                                                                                                                                                                                                                           |
| Sample size:  | 979                                                                                                                                                                                                                                                                                                                                                                                                             |
| Area covered: | National                                                                                                                                                                                                                                                                                                                                                                                                        |
| References:   | Benedict, Rukundo K., Allison Schmale, and Sorrel Namaste. 2018. Adolescent Nutrition 2000-2017: DHS Data on Adolescents Age 15-19. DHS Comparative Report No. 47. Rockville, Maryland, USA: ICF. Central Statistical Office (CSO) [Swaziland], and Macro International Inc. 2008. Swaziland Demographic and Health Survey 2006-07. Mbabane, Swaziland: Central Statistical Office and Macro International Inc. |
| Definitions:  | BMI for age: between +1 SD and +2 SD is overweight and greater than +2 SD is obesity                                                                                                                                                                                                                                                                                                                            |
| Cutoffs:      | WHO 2007                                                                                                                                                                                                                                                                                                                                                                                                        |

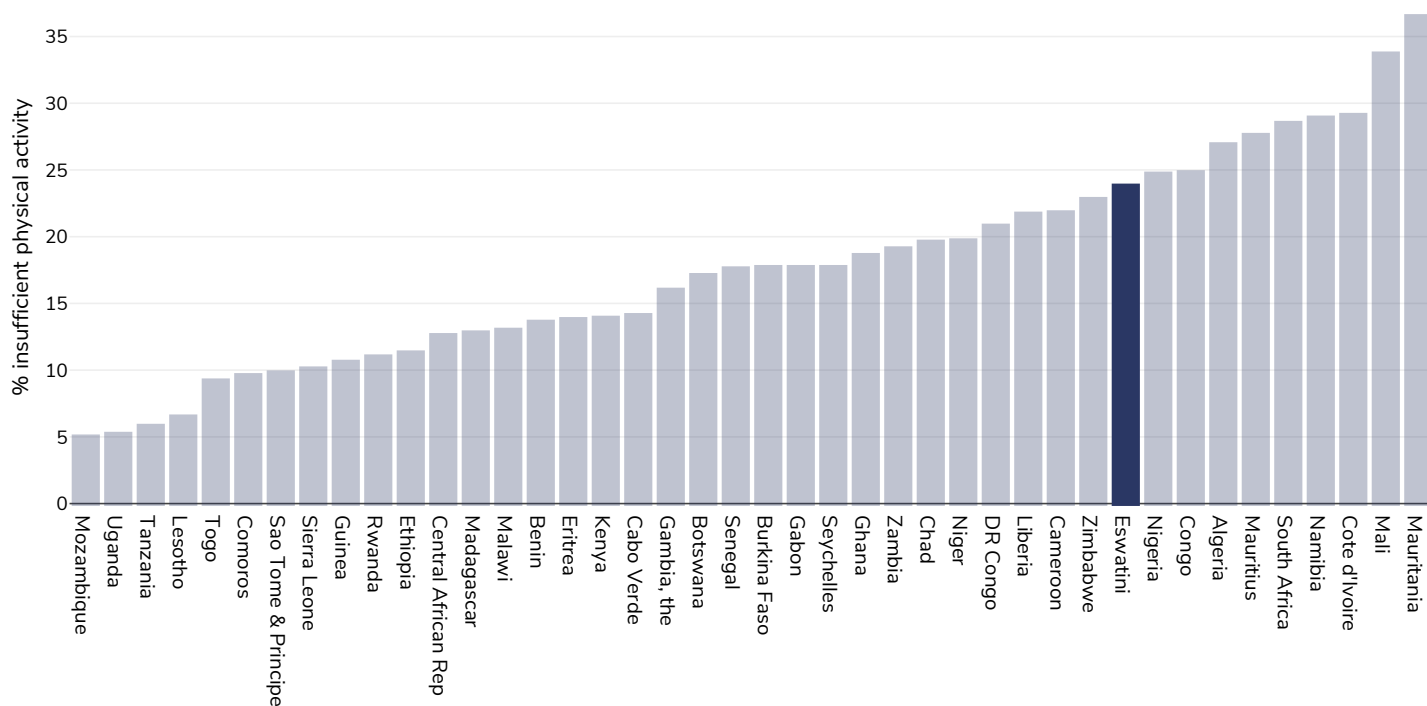
## Insufficient physical activity

### Adults, 2016



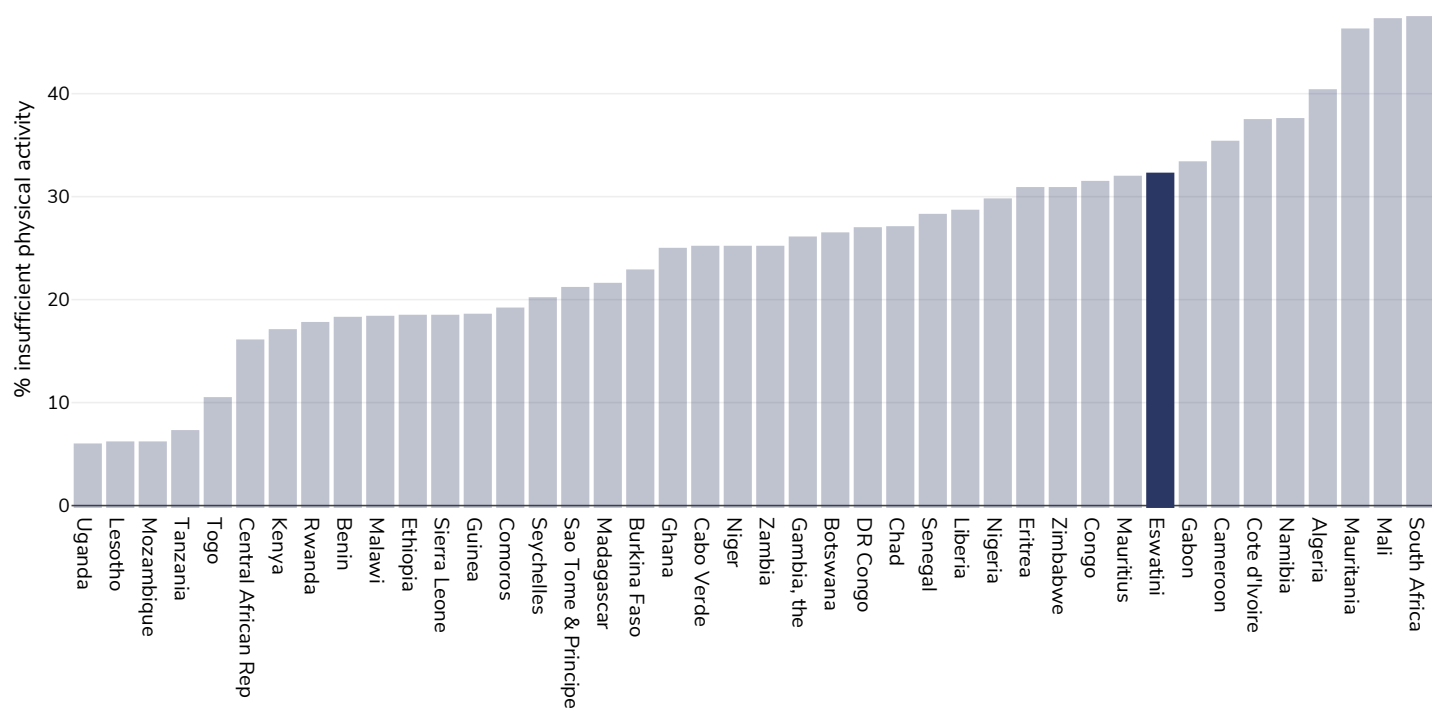
References: Guthold R, Stevens GA, Riley LM, Bull FC. Worldwide trends in insufficient physical activity from 2001 to 2016: a pooled analysis of 358 population-based surveys with 1.9 million participants. Lancet 2018 [http://dx.doi.org/10.1016/S2214-109X\(18\)30357-7](http://dx.doi.org/10.1016/S2214-109X(18)30357-7)

## Men, 2016



References: Guthold R, Stevens GA, Riley LM, Bull FC. Worldwide trends in insufficient physical activity from 2001 to 2016: a pooled analysis of 358 population-based surveys with 1.9 million participants. Lancet 2018 [http://dx.doi.org/10.1016/S2214-109X\(18\)30357-7](http://dx.doi.org/10.1016/S2214-109X(18)30357-7)

## Women, 2016

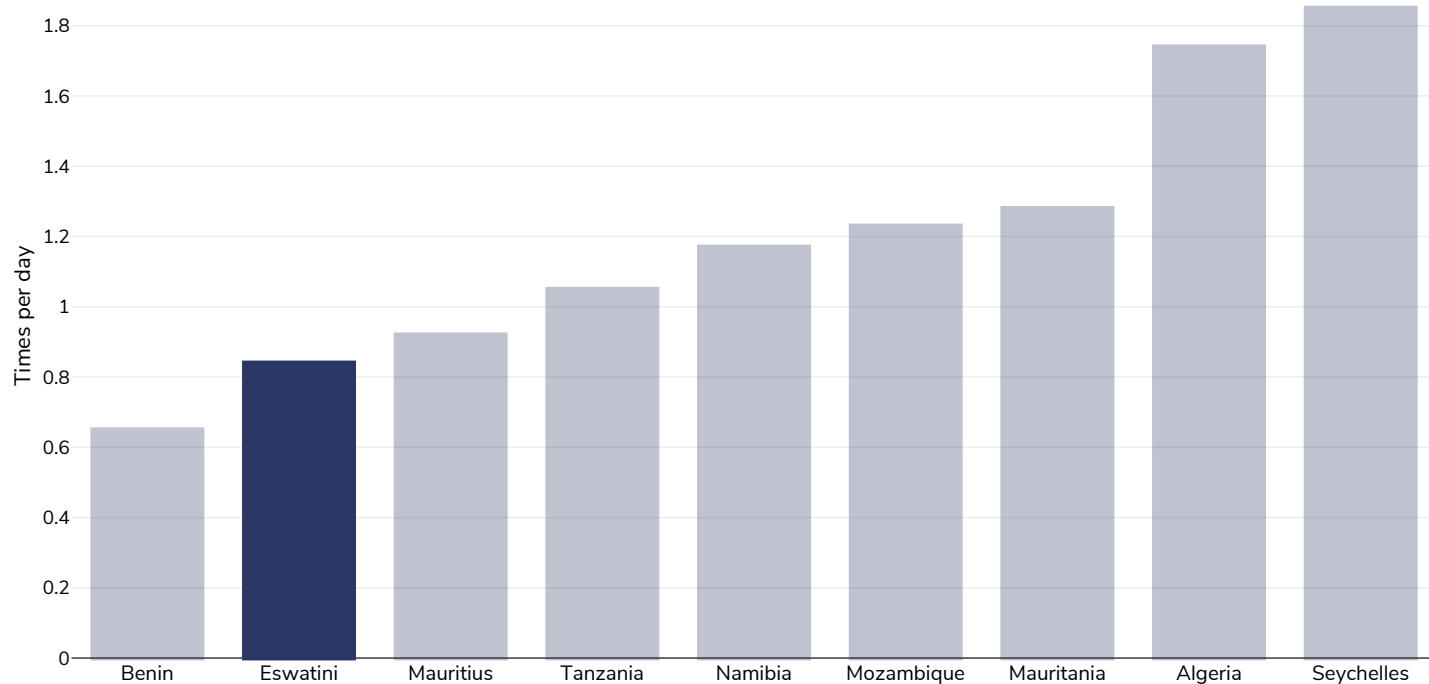


References: Guthold R, Stevens GA, Riley LM, Bull FC. Worldwide trends in insufficient physical activity from 2001 to 2016: a pooled analysis of 358 population-based surveys with 1.9 million participants. Lancet 2018 [http://dx.doi.org/10.1016/S2214-109X\(18\)30357-7](http://dx.doi.org/10.1016/S2214-109X(18)30357-7)



## Average daily frequency of carbonated soft drink consumption

### Children, 2009-2015



Survey type:

Measured

Age:

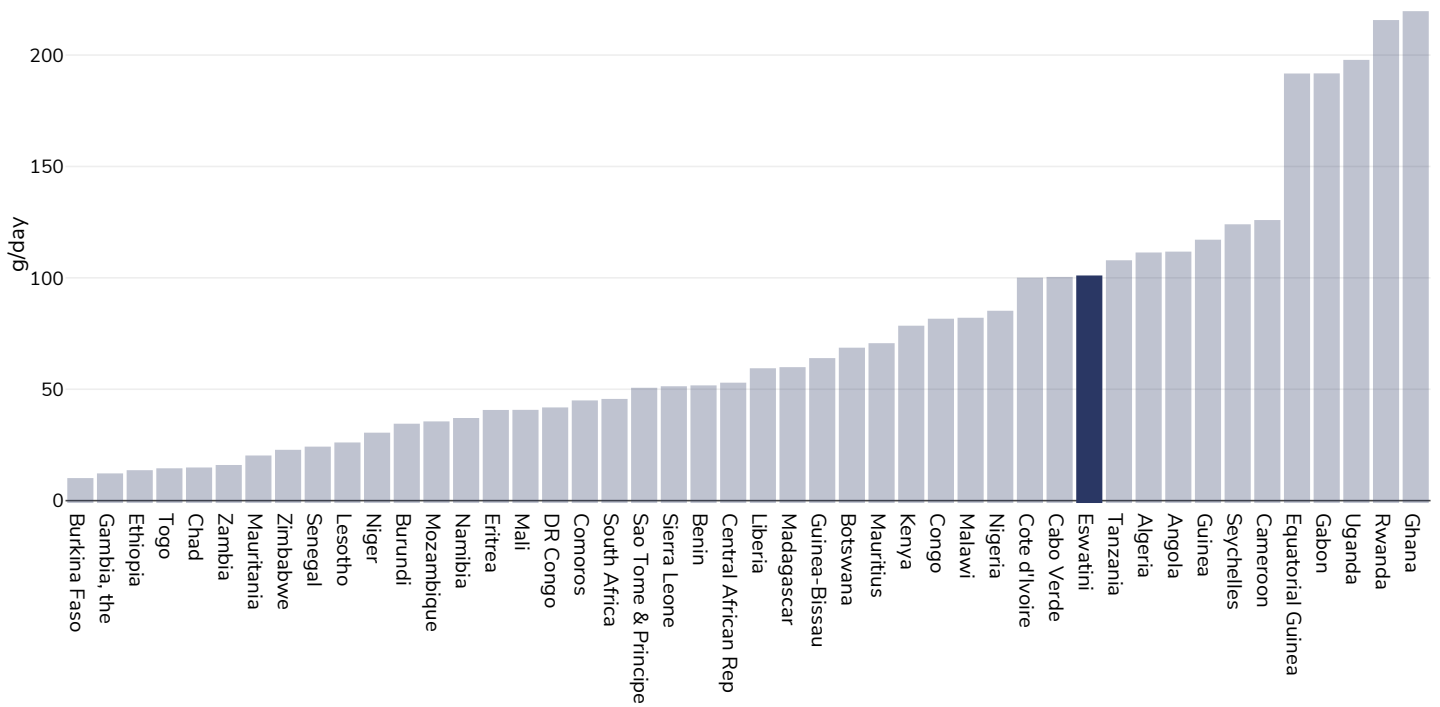
12-17

References:

Beal et al. (2019). Global Patterns of Adolescent Fruit, Vegetable, Carbonated Soft Drink, and Fast-food consumption: A meta-analysis of global school-based student health surveys. Food and Nutrition Bulletin. <https://doi.org/10.1177/0379572119848287> sourced from Food Systems Dashboard <http://www.foodsystemsdashboard.org/food-system>

## Estimated per capita fruit intake

Adults, 2017



Survey type:

Measured

Age:

25+

References:

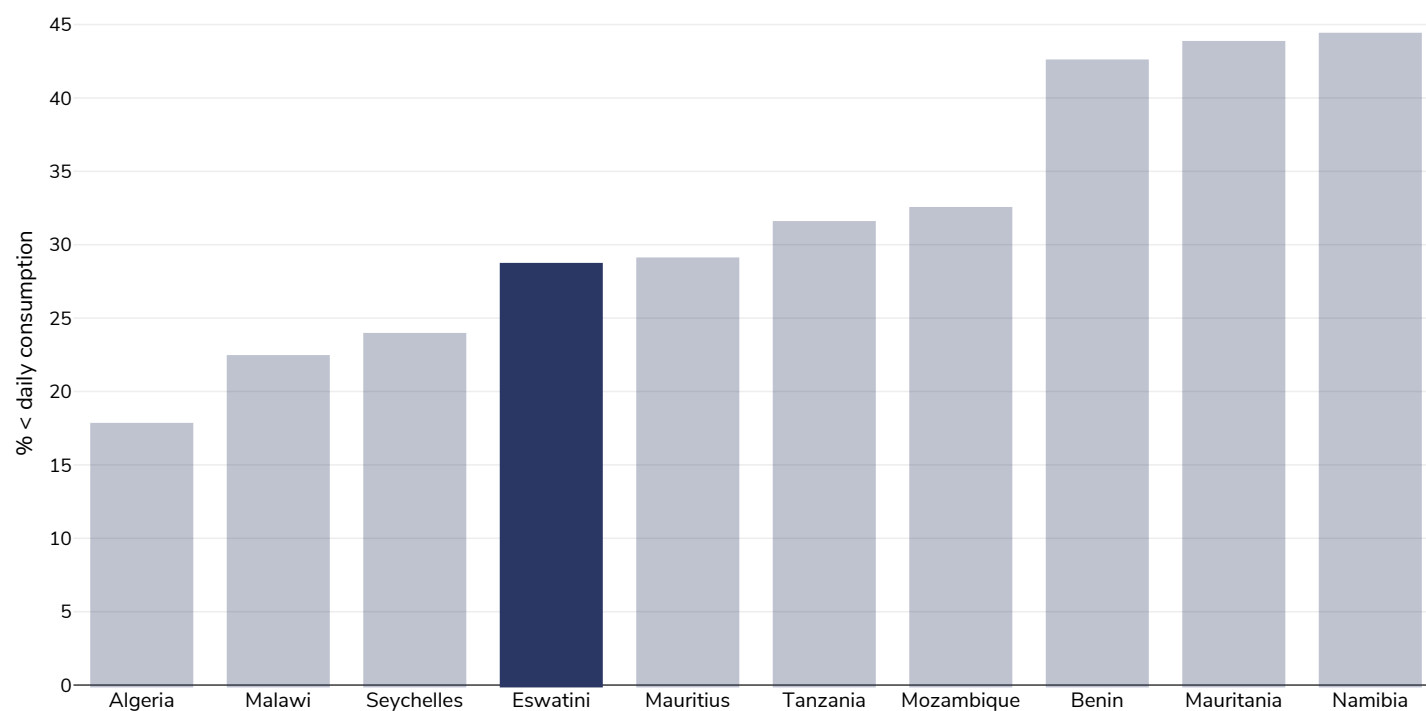
Global Burden of Disease, the Institute for Health Metrics and Evaluation <http://ghdx.healthdata.org/>

Definitions:

Estimated per-capita fruit intake (g/day)

## Prevalence of less than daily fruit consumption

### Children, 2009-2015



Survey type:

Measured

Age:

12-17

References:

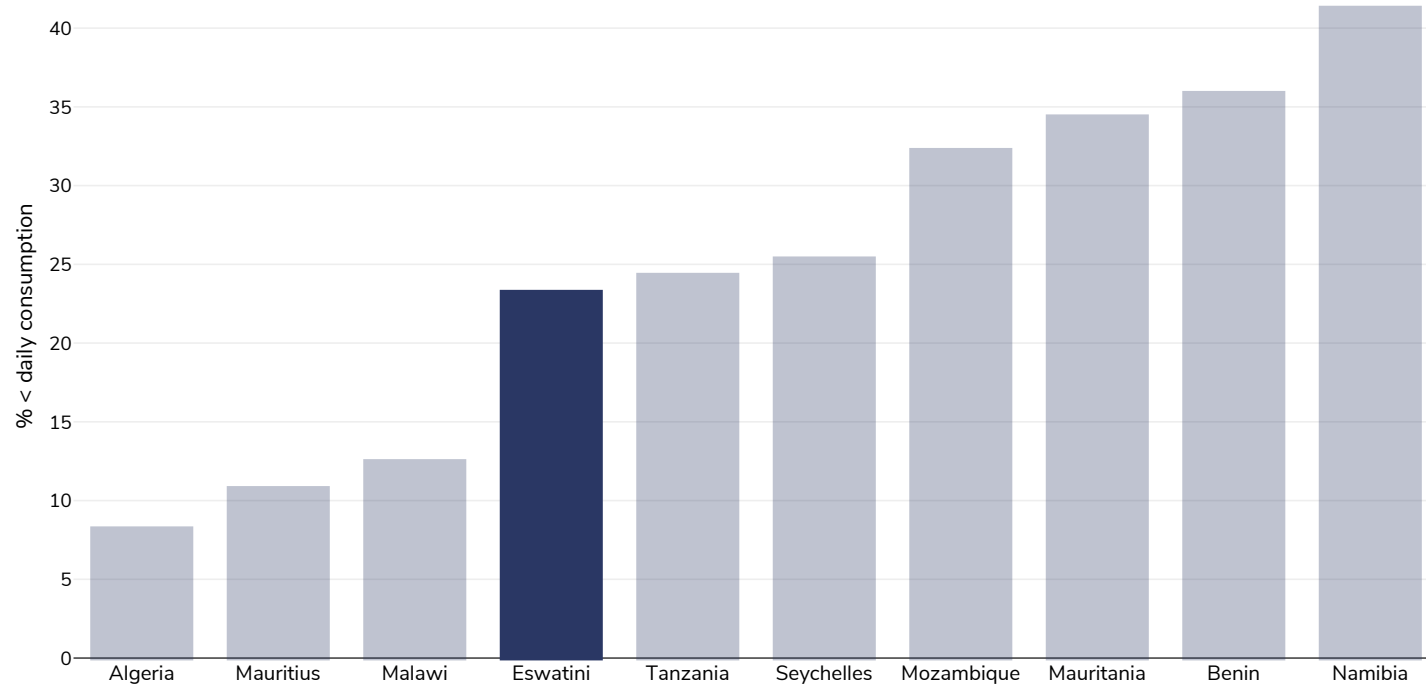
Global School-based Student Health Surveys. Beal et al (2019). Global Patterns of Adolescent Fruit, Vegetable, Carbonated Soft Drink, and Fast-food consumption: A meta-analysis of global school-based student health surveys. Food and Nutrition Bulletin. <https://doi.org/10.1177/0379572119848287>. Sourced from Food Systems Dashboard <http://www.foodsystemsdashboard.org/food-system>

Definitions:

Prevalence of less-than-daily fruit consumption (% less-than-daily fruit consumption)

## Prevalence of less than daily vegetable consumption

### Children, 2009-2015



Survey type: Measured

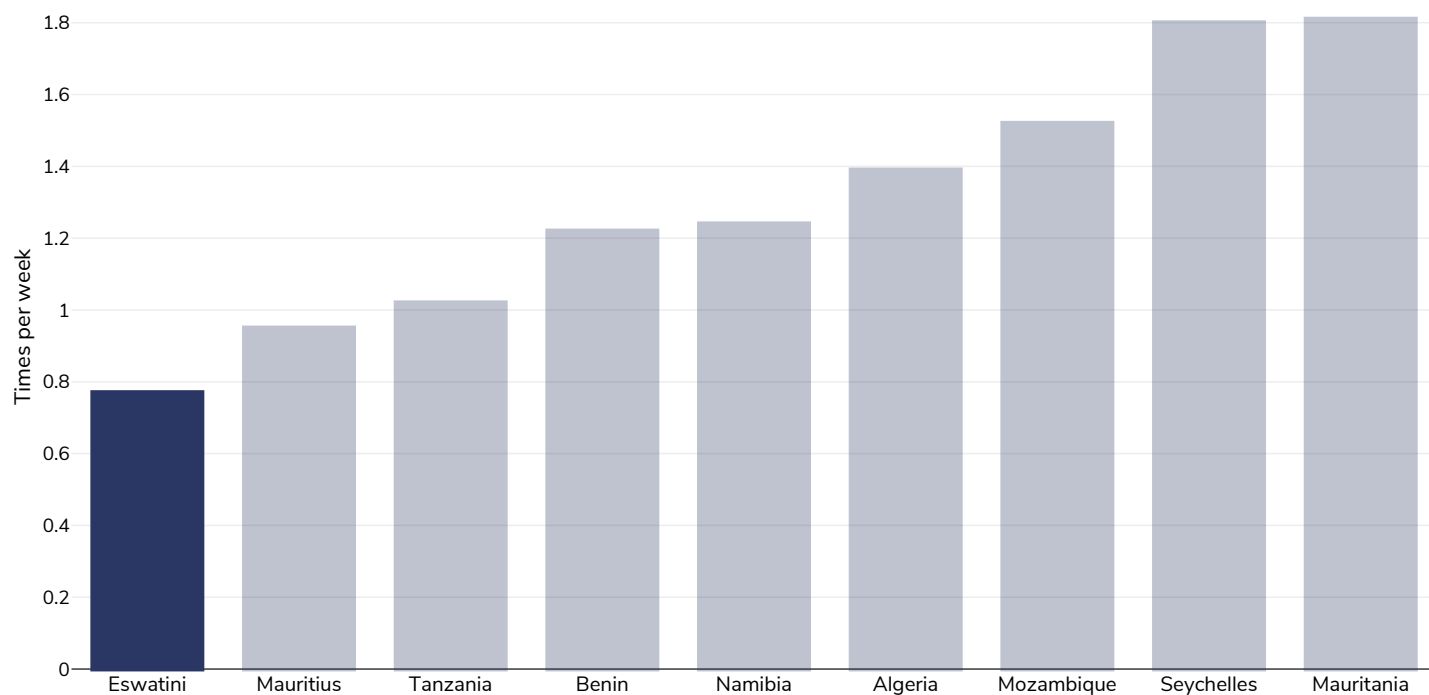
Age: 12-17

References: Beal et al. (2019). Global Patterns of Adolescent Fruit, Vegetable, Carbonated Soft Drink, and Fast-food consumption: A meta-analysis of global school-based student health surveys. Food and Nutrition Bulletin. <https://doi.org/10.1177/0379572119848287> sourced from Food Systems Dashboard <http://www.foodsystemsdashboard.org/food-system>

Definitions: Prevalence of less-than-daily vegetable consumption (% less-than-daily vegetable consumption)

## Average weekly frequency of fast food consumption

### Children, 2009-2015

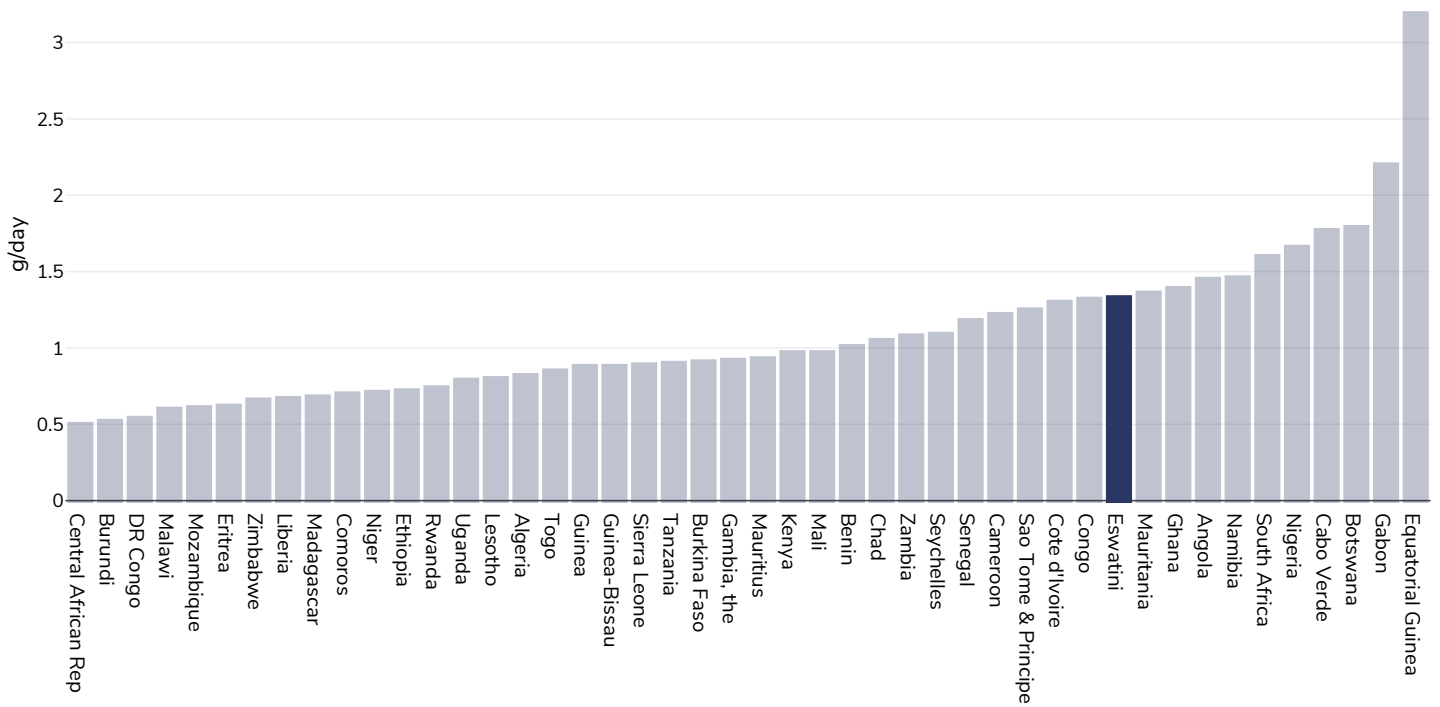


Age: 12-17

References: Beal et al. (2019). Global Patterns of Adolescent Fruit, Vegetable, Carbonated Soft Drink, and Fast-food consumption: A meta-analysis of global school-based student health surveys. Food and Nutrition Bulletin. <https://doi.org/10.1177/0379572119848287> sourced from Food Systems Dashboard <http://www.foodsystemsdashboard.org/food-system>

## Estimated per-capita processed meat intake

Adults, 2017



Survey type:

Measured

Age:

25+

References:

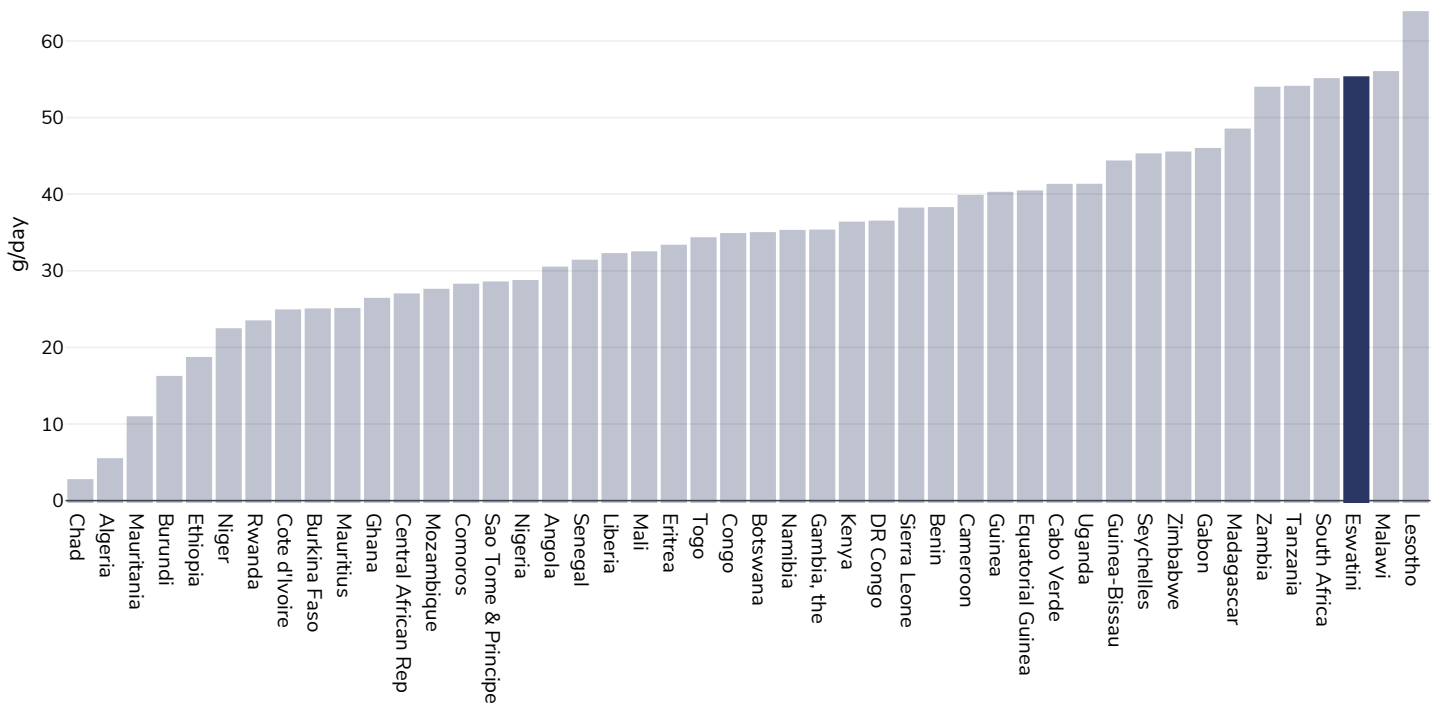
Global Burden of Disease, the Institute for Health Metrics and Evaluation <http://ghdx.healthdata.org/>

Definitions:

Estimated per-capita processed meat intake (g per day)

## Estimated per capita whole grains intake

Adults, 2017



Survey type:

Measured

Age:

25+

References:

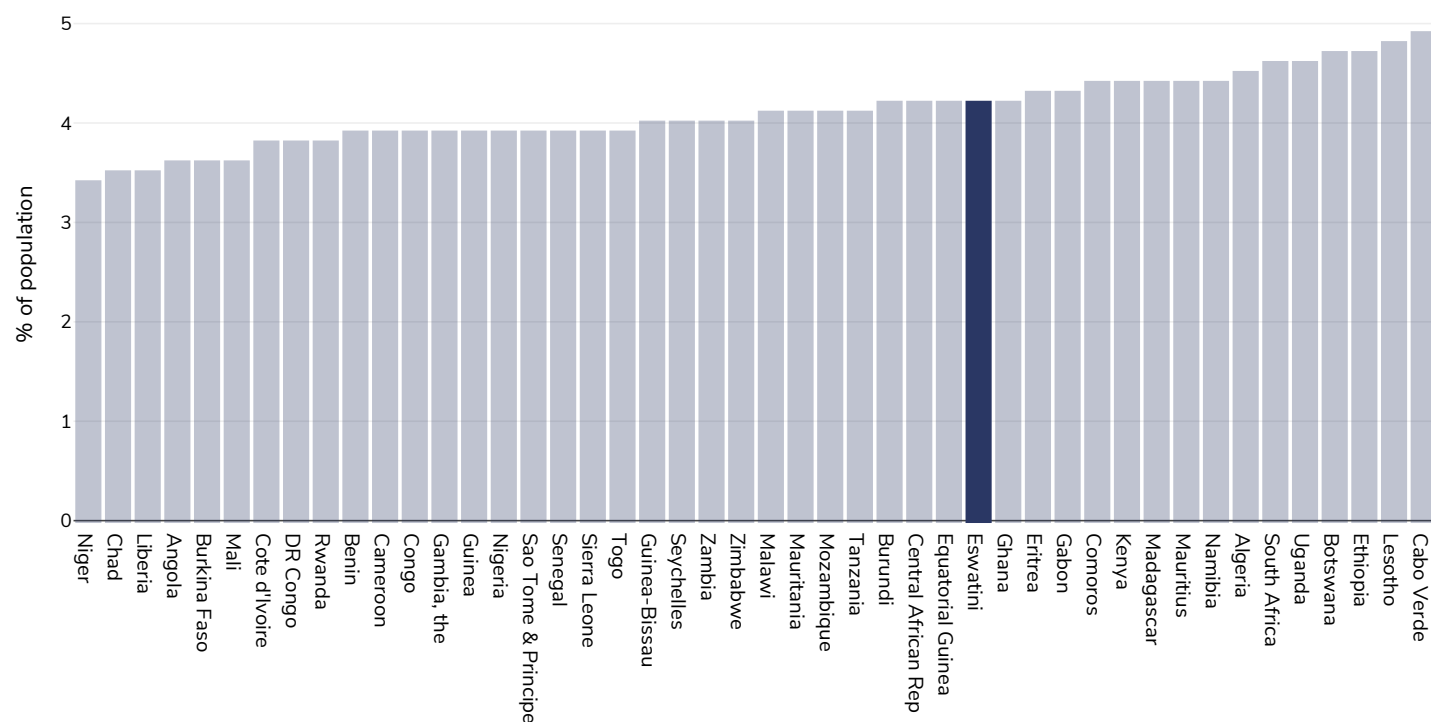
Global Burden of Disease, the Institute for Health Metrics and Evaluation <http://ghdx.healthdata.org/>

Definitions:

Estimated per-capita whole grains intake (g/day)

## Mental health - depression disorders

### Adults, 2015



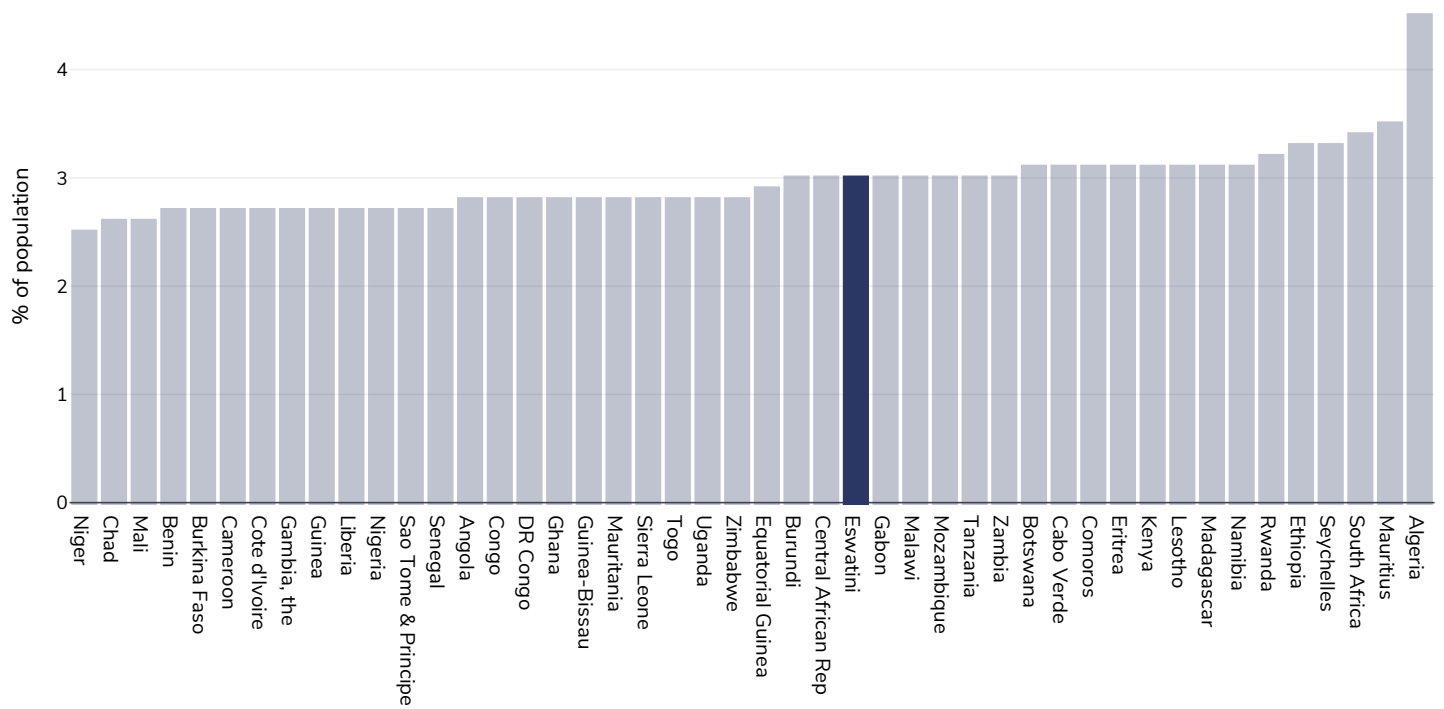
References: Prevalence data from Global Burden of Disease study 2015 (<http://ghdx.healthdata.org>) published in: Depression and Other Common Mental Disorders: Global Health Estimates. Geneva:World Health Organization; 2017. Licence: CC BY-NC-SA 3.0 IGO.

Definitions: % of population with depression disorders



## Mental health - anxiety disorders

Adults, 2015

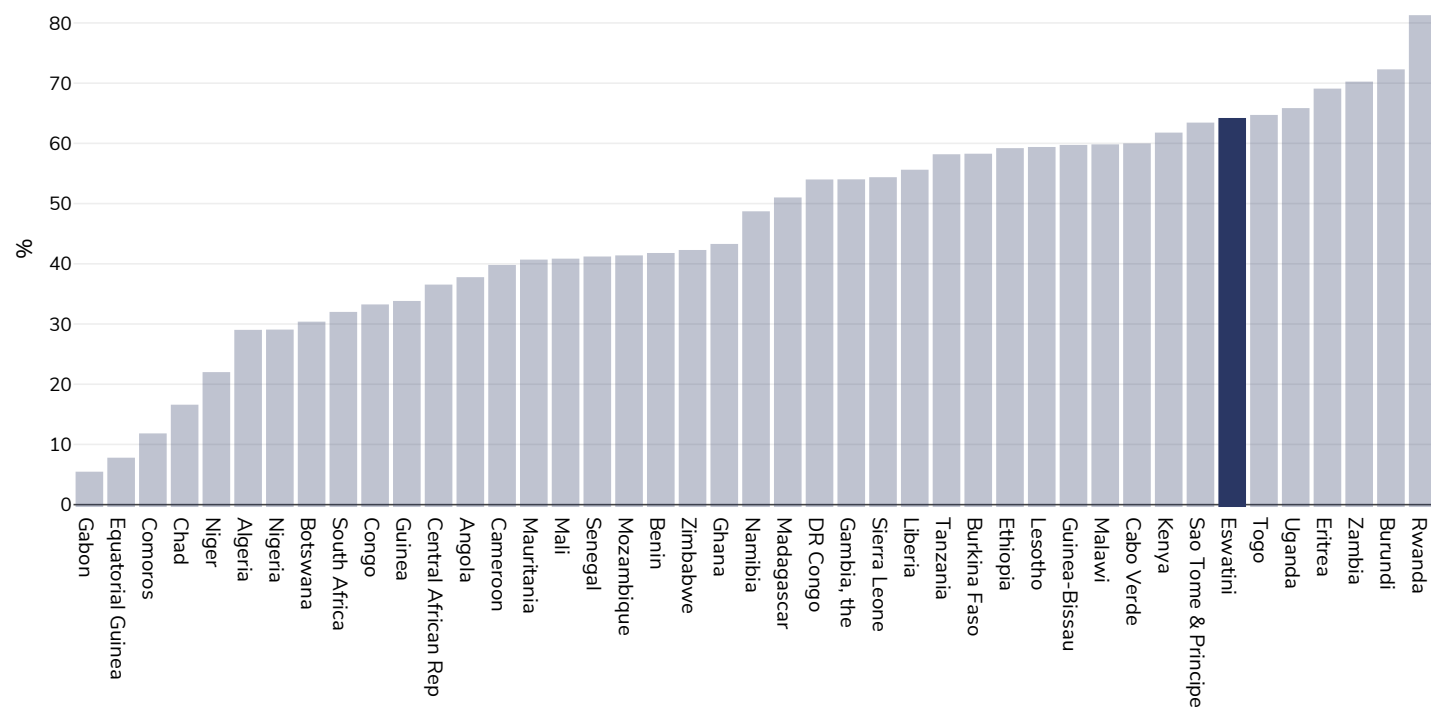


References: Prevalence data from Global Burden of Disease study 2015 (<http://ghdx.healthdata.org>) published in: Depression and Other Common Mental Disorders: Global Health Estimates. Geneva:World Health Organization; 2017. Licence: CC BY-NC-SA 3.0 IGO.

Definitions: % of population with anxiety disorders

## % Infants exclusively breastfed 0-5 months

### Children, 2005-2020



Area covered:

National

References:

Swaziland Multiple Indicator Cluster Survey 2014. Final Report. Mbabane, Swaziland, Central Statistical Office and UNICEF

Notes:

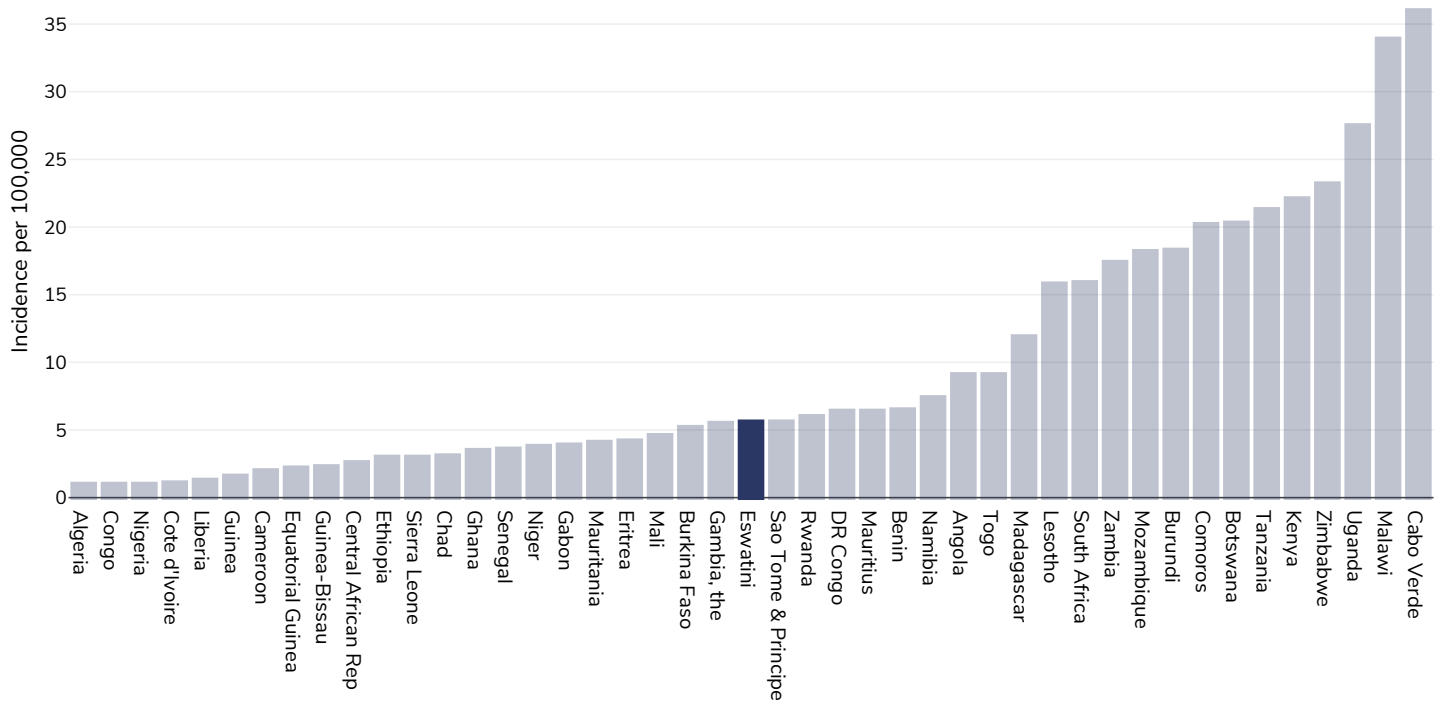
See UNICEF website for further survey information. Available at : <https://data.unicef.org/resources/dataset/infant-young-child-feeding/> (last accessed 28.9.21) Citation: United Nations Children's Fund, Division of Data, Analysis, Planning and Monitoring (2021). Global UNICEF Global Databases: Infant and Young Child Feeding: Exclusive breastfeeding, New York, September 2021.

Definitions:

% exclusively breastfed 0-5 months

## Oesophageal cancer

### Men, 2020



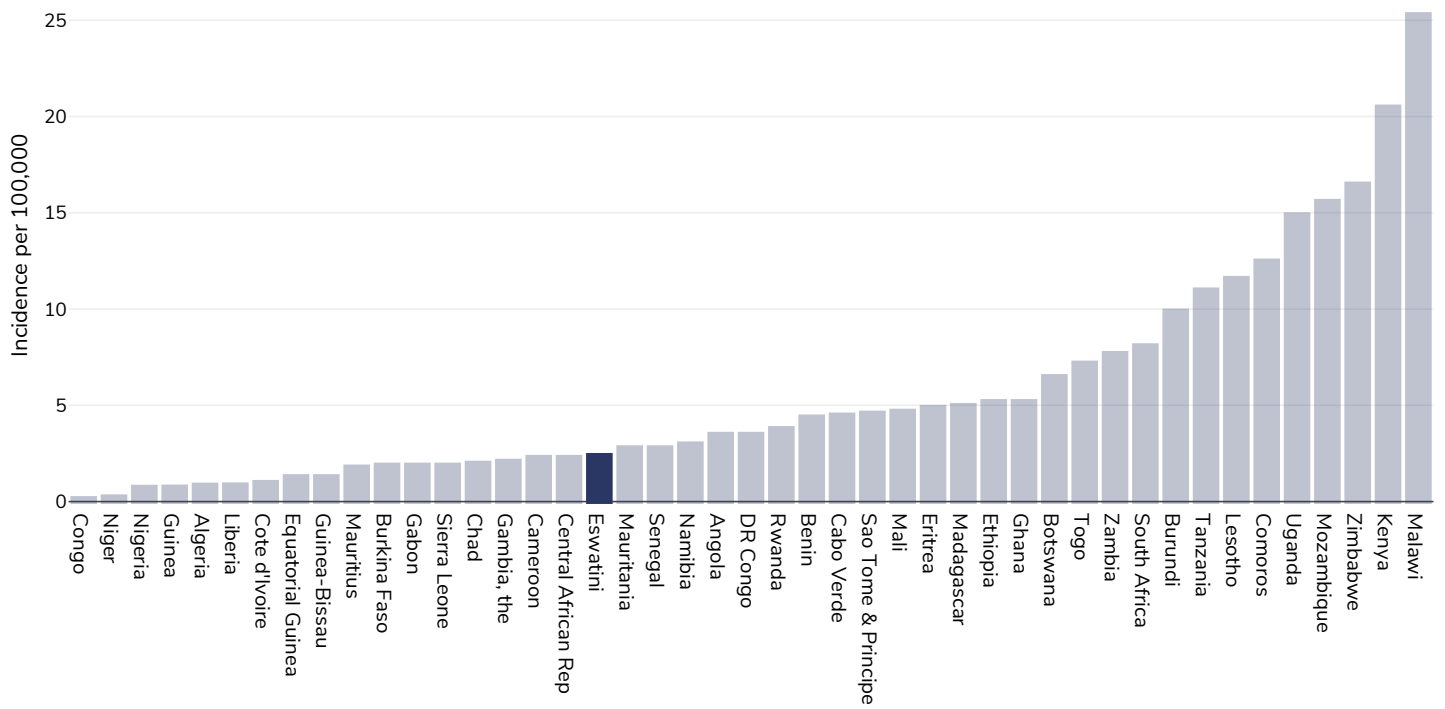
Age: 20+

Area covered: National

References: Ferlay J, Ervik M, Lam F, Colombet M, Mery L, Piñeros M, Znaor A, Soerjomataram I, Bray F (2020). Global Cancer Observatory: Cancer Today. Lyon, France: International Agency for Research on Cancer. Available from: <https://gco.iarc.fr/today>, accessed 10.01.2129

Definitions: Age-standardized incidence rates per 100 000

## Women, 2020



Age: 20+

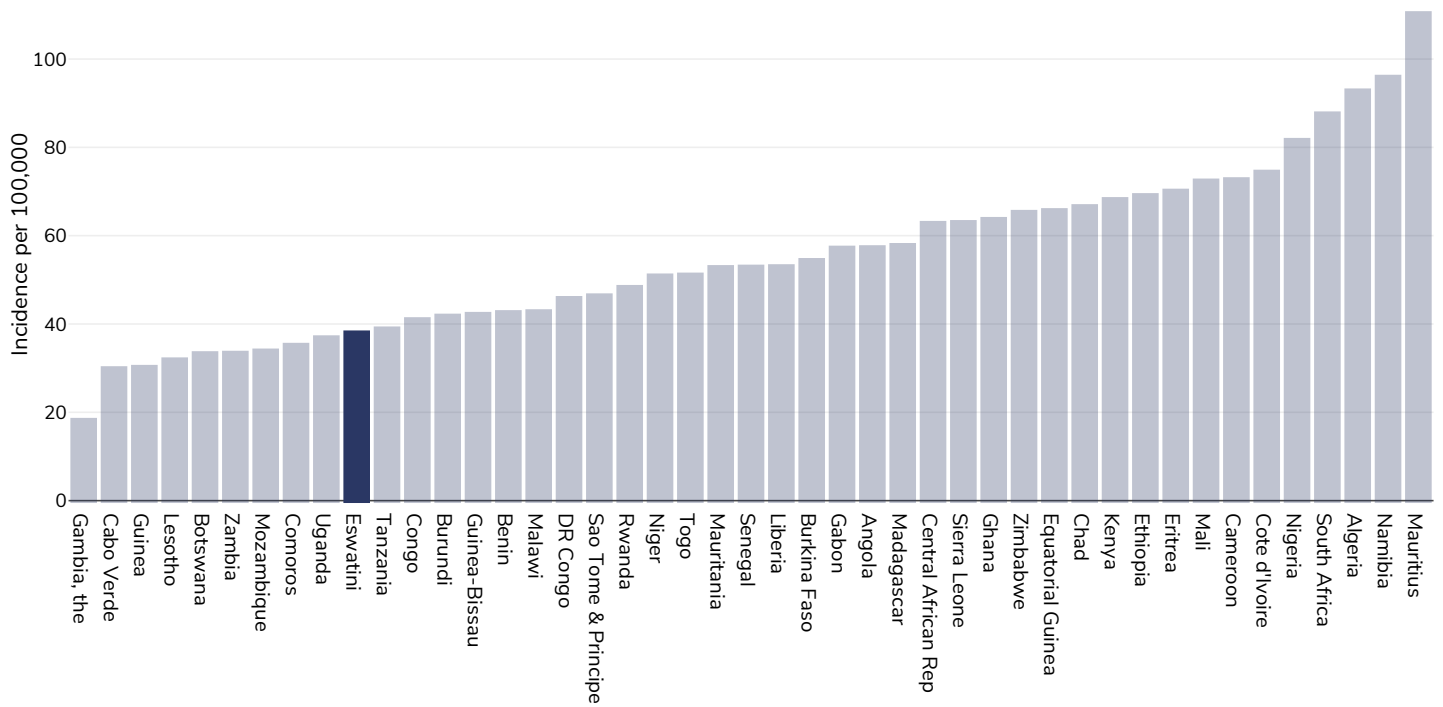
Area covered: National

References: Ferlay J, Ervik M, Lam F, Colombet M, Mery L, Piñeros M, Znaor A, Soerjomataram I, Bray F (2020). Global Cancer Observatory: Cancer Today. Lyon, France: International Agency for Research on Cancer. Available from: <https://gco.iarc.fr/today>, accessed 10.01.2129

Definitions: Age-standardized incidence rates per 100 000

## Breast cancer

### Women, 2020



Age: 20+

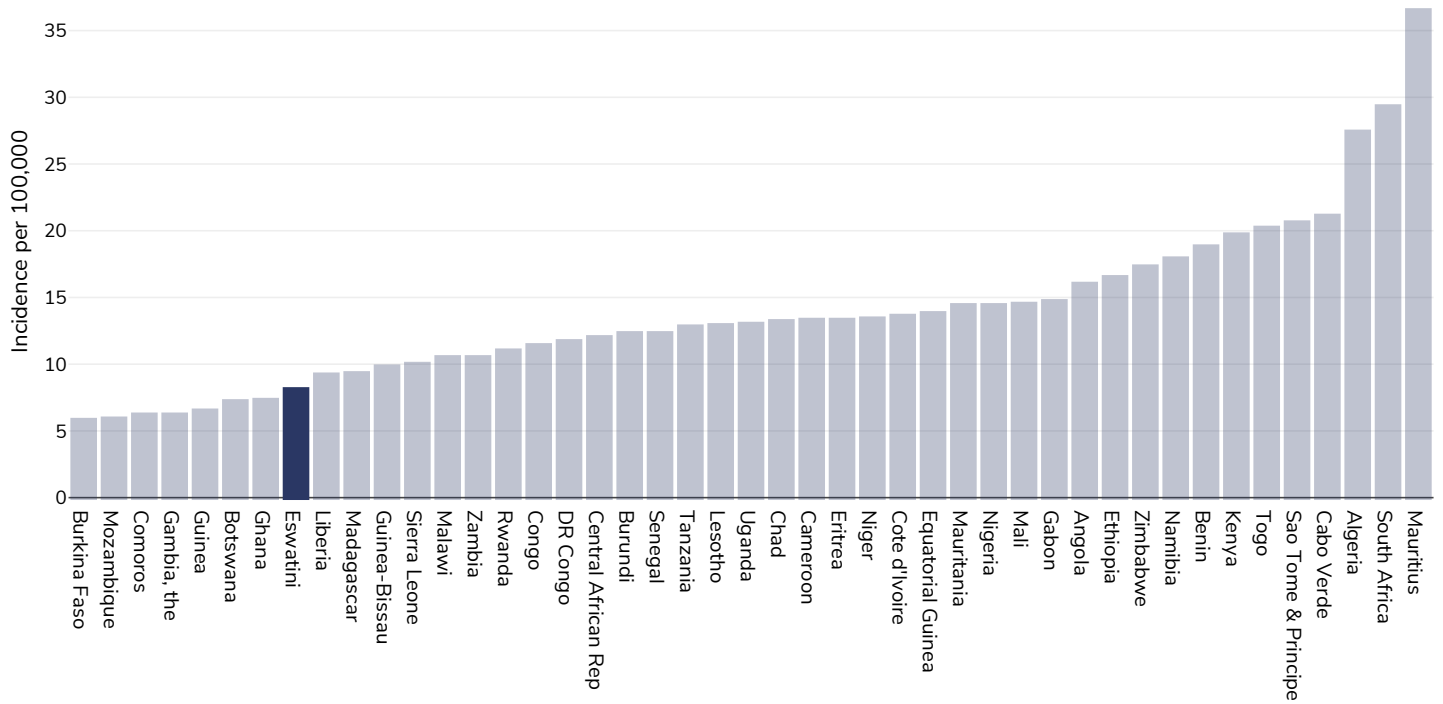
Area covered: National

References: Ferlay J, Ervik M, Lam F, Colombet M, Mery L, Piñeros M, Znaor A, Soerjomataram I, Bray F (2020). Global Cancer Observatory: Cancer Today. Lyon, France: International Agency for Research on Cancer. Available from: <https://gco.iarc.fr/today>, accessed 10.01.2129

Definitions: Age-standardized incidence rates per 100 000

## Colorectal cancer

### Men, 2020



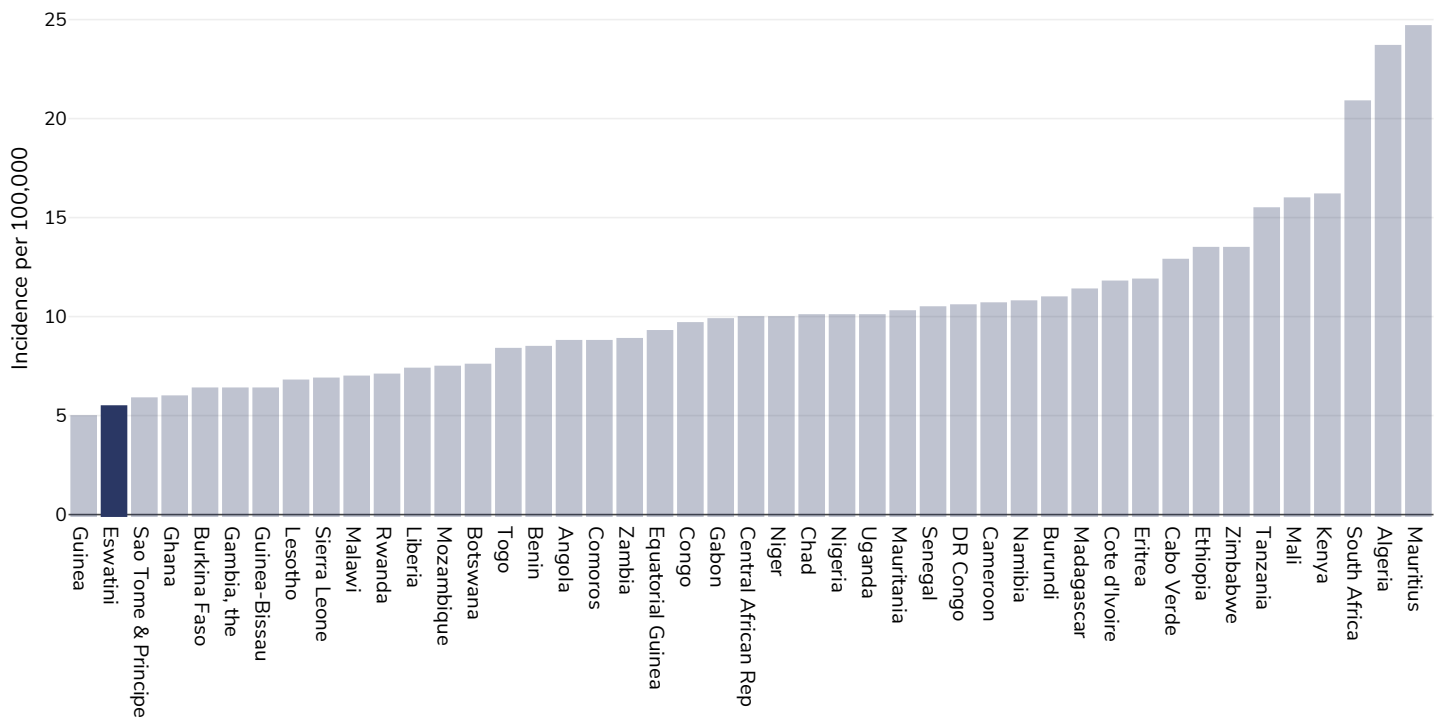
Age: 20+

Area covered: National

References: Ferlay J, Ervik M, Lam F, Colombet M, Mery L, Piñeros M, Znaor A, Soerjomataram I, Bray F (2020). Global Cancer Observatory: Cancer Today. Lyon, France: International Agency for Research on Cancer. Available from: <https://gco.iarc.fr/today>, accessed 10.01.2129

Definitions: Age-standardized incidence rates per 100 000

## Women, 2020



Age: 20+

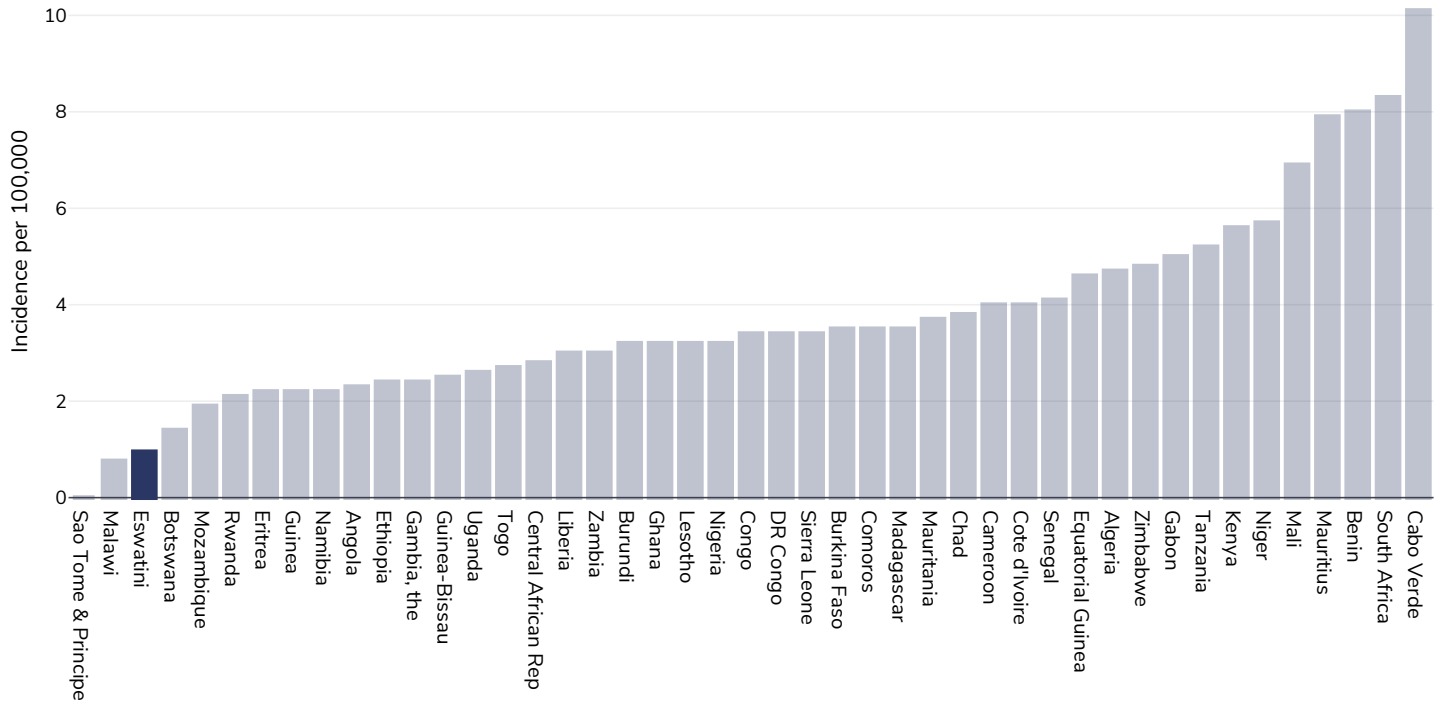
Area covered: National

References: Ferlay J, Ervik M, Lam F, Colombet M, Mery L, Piñeros M, Znaor A, Soerjomataram I, Bray F (2020). Global Cancer Observatory: Cancer Today. Lyon, France: International Agency for Research on Cancer. Available from: <https://gco.iarc.fr/today>, accessed 10.01.2129

Definitions: Age-standardized incidence rates per 100 000

## Pancreatic cancer

### Men, 2020



Age: 20+

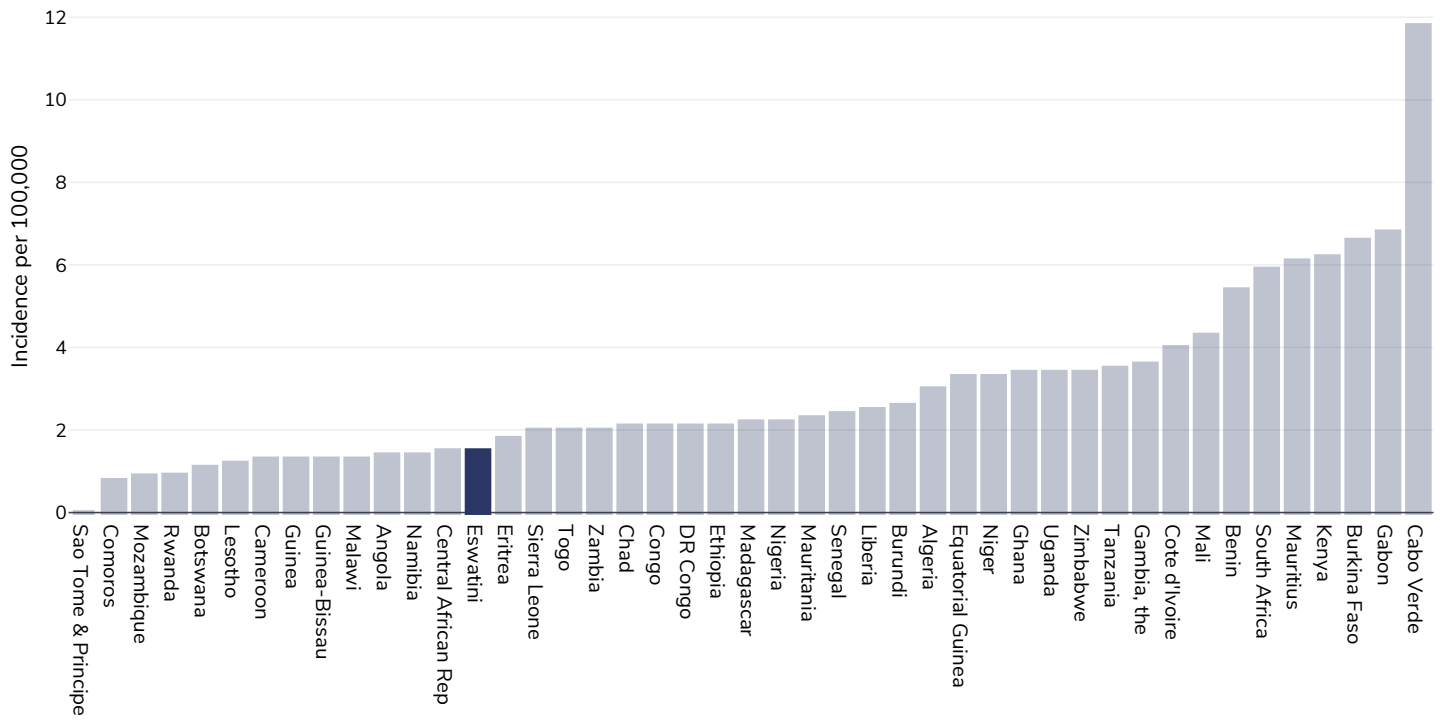
Area covered: National

References: Ferlay J, Ervik M, Lam F, Colombet M, Mery L, Piñeros M, Znaor A, Soerjomataram I, Bray F (2020). Global Cancer Observatory: Cancer Today. Lyon, France: International Agency for Research on Cancer. Available from: <https://gco.iarc.fr/today>, accessed 10.01.2129

Definitions: Age-standardized incidence rates per 100 000



## Women, 2020



Age: 20+

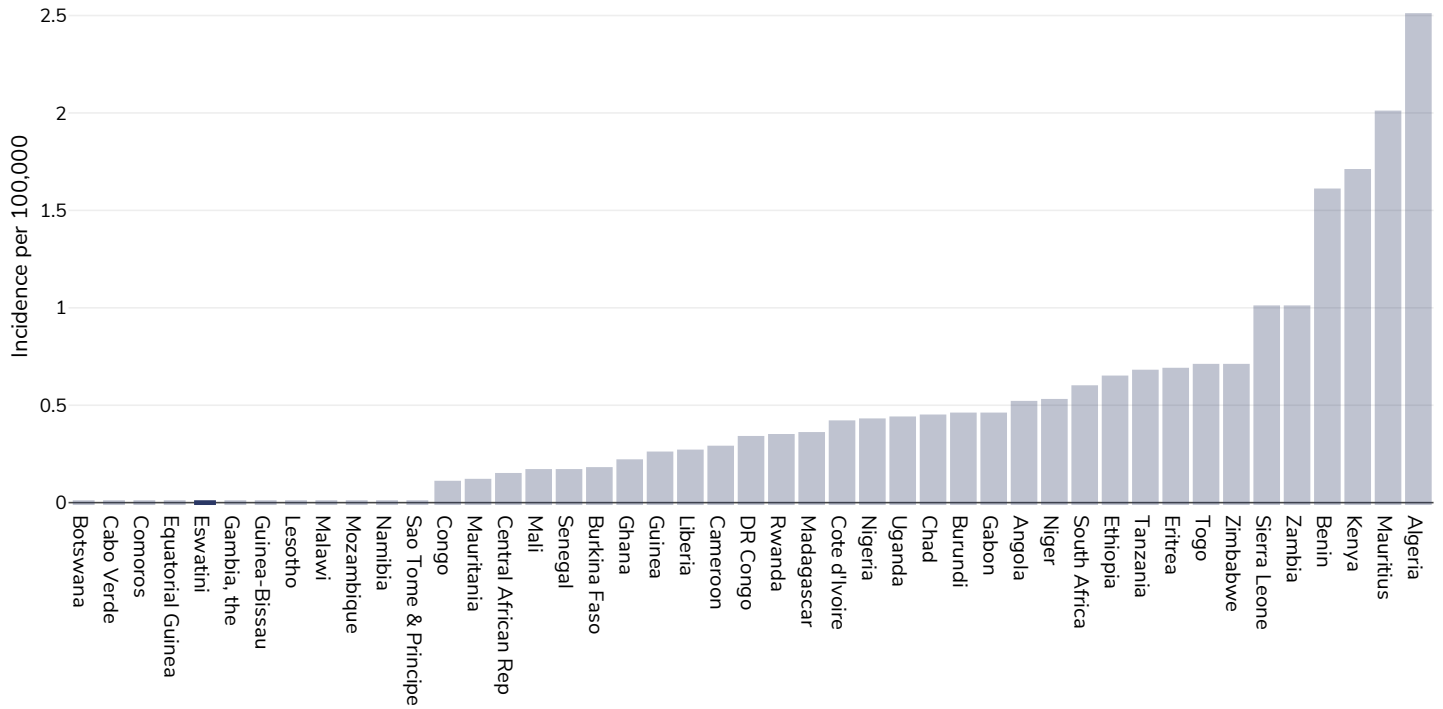
Area covered: National

References: Ferlay J, Ervik M, Lam F, Colombet M, Mery L, Piñeros M, Znaor A, Soerjomataram I, Bray F (2020). Global Cancer Observatory: Cancer Today. Lyon, France: International Agency for Research on Cancer. Available from: <https://gco.iarc.fr/today>, accessed 10.01.2129

Definitions: Age-standardized incidence rates per 100 000

## Gallbladder cancer

### Men, 2020



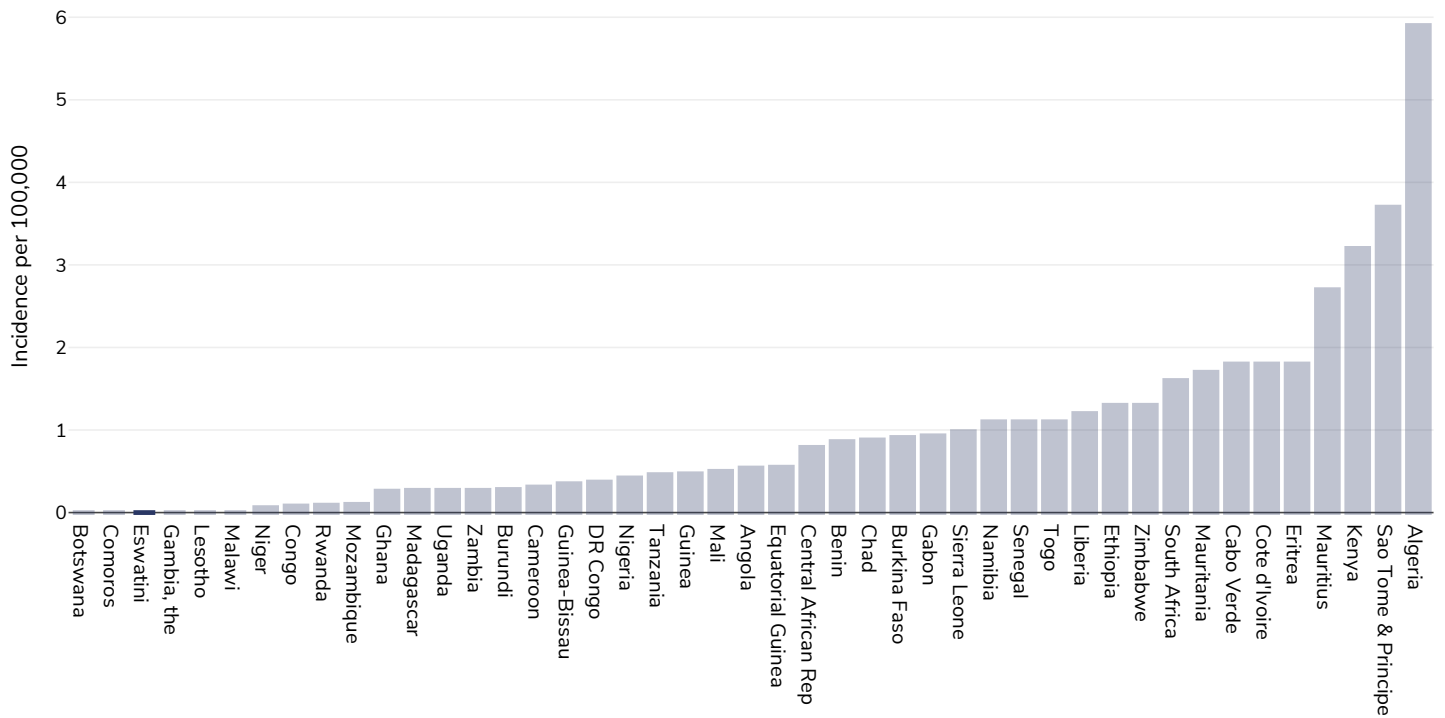
Age: 20+

Area covered: National

References: Ferlay J, Ervik M, Lam F, Colombet M, Mery L, Piñeros M, Znaor A, Soerjomataram I, Bray F (2020). Global Cancer Observatory: Cancer Today. Lyon, France: International Agency for Research on Cancer. Available from: <https://gco.iarc.fr/today>, accessed 10.01.2129

Definitions: Age-standardized incidence rates per 100 000

## Women, 2020



Age: 20+

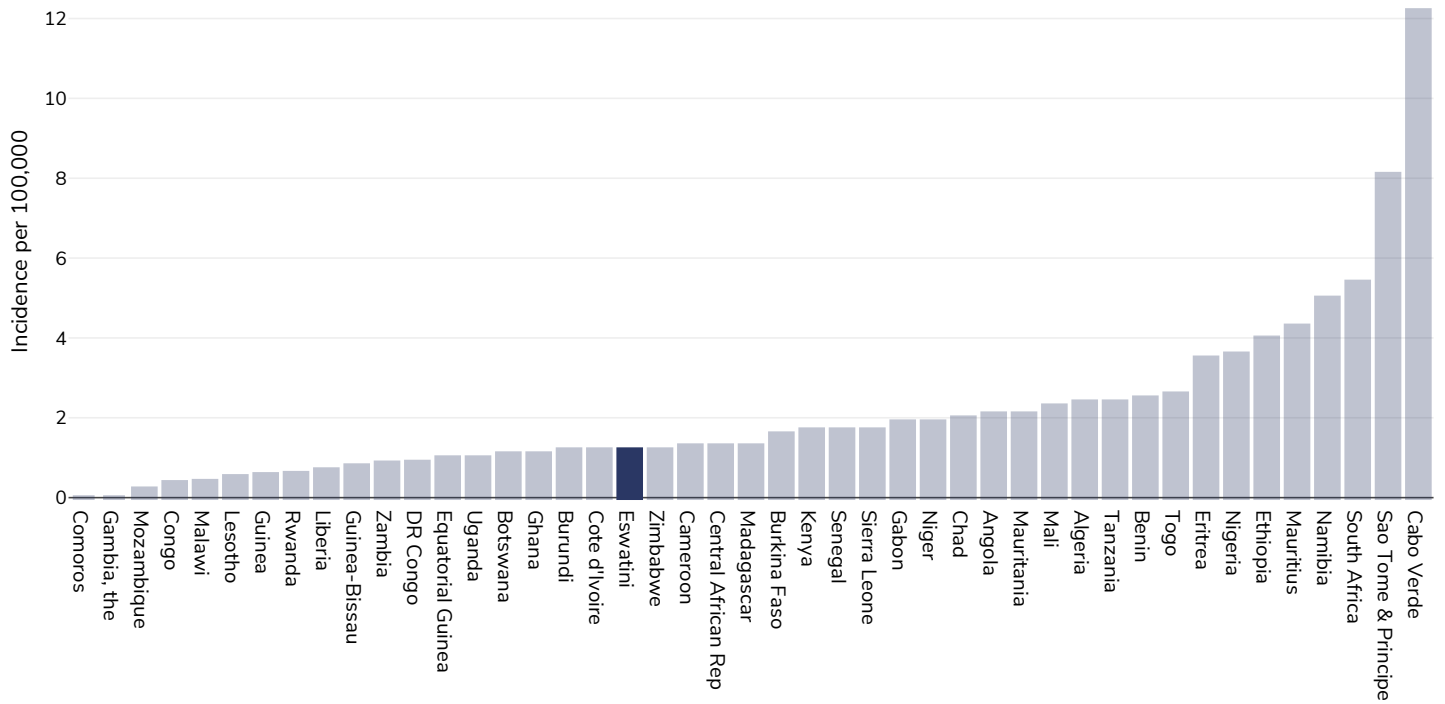
Area covered: National

References: Ferlay J, Ervik M, Lam F, Colombet M, Mery L, Piñeros M, Znaor A, Soerjomataram I, Bray F (2020). Global Cancer Observatory: Cancer Today. Lyon, France: International Agency for Research on Cancer. Available from: <https://gco.iarc.fr/today>, accessed 10.01.2129

Definitions: Age-standardized incidence rates per 100 000

## Kidney cancer

### Men, 2020



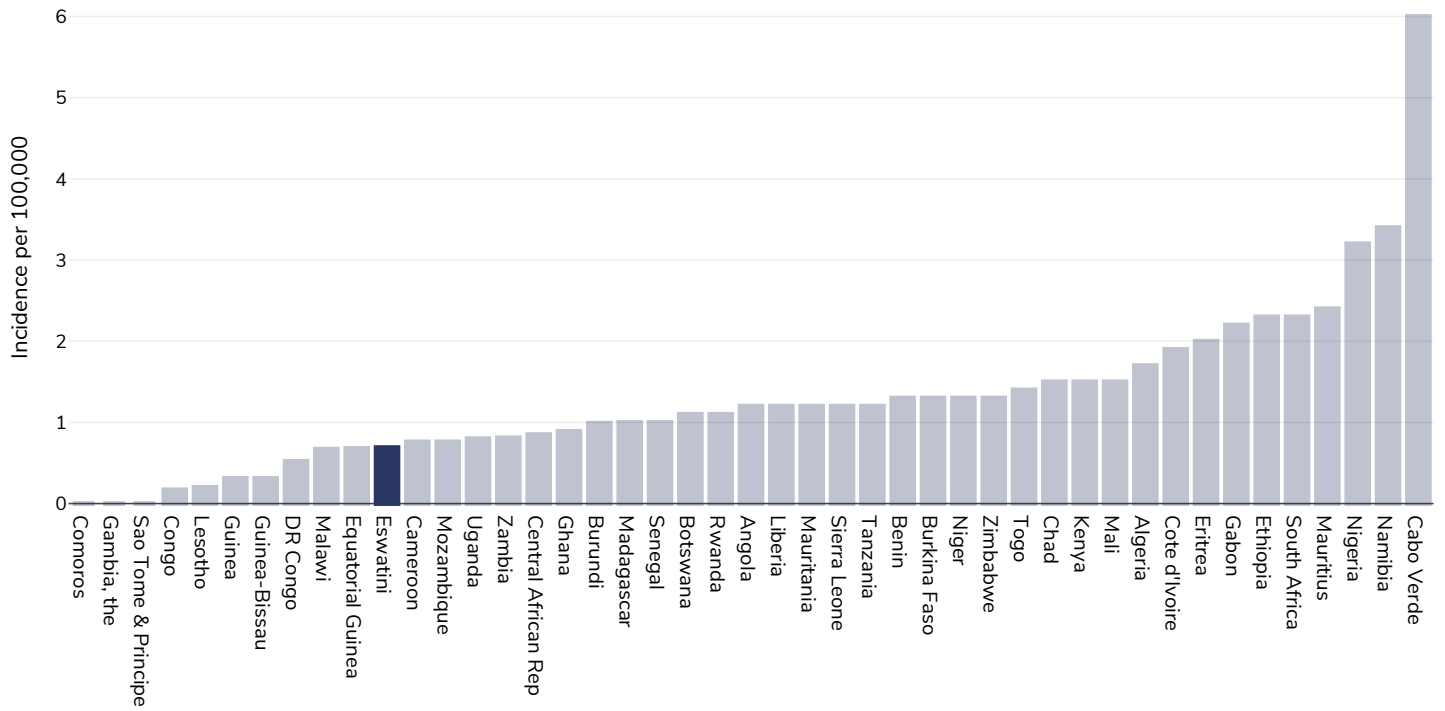
Age: 20+

Area covered: National

References: Ferlay J, Ervik M, Lam F, Colombet M, Mery L, Piñeros M, Znaor A, Soerjomataram I, Bray F (2020). Global Cancer Observatory: Cancer Today. Lyon, France: International Agency for Research on Cancer. Available from: <https://gco.iarc.fr/today>, accessed 10.01.2129

Definitions: Age-standardized incidence rates per 100 000

## Women, 2020



Age: 20+

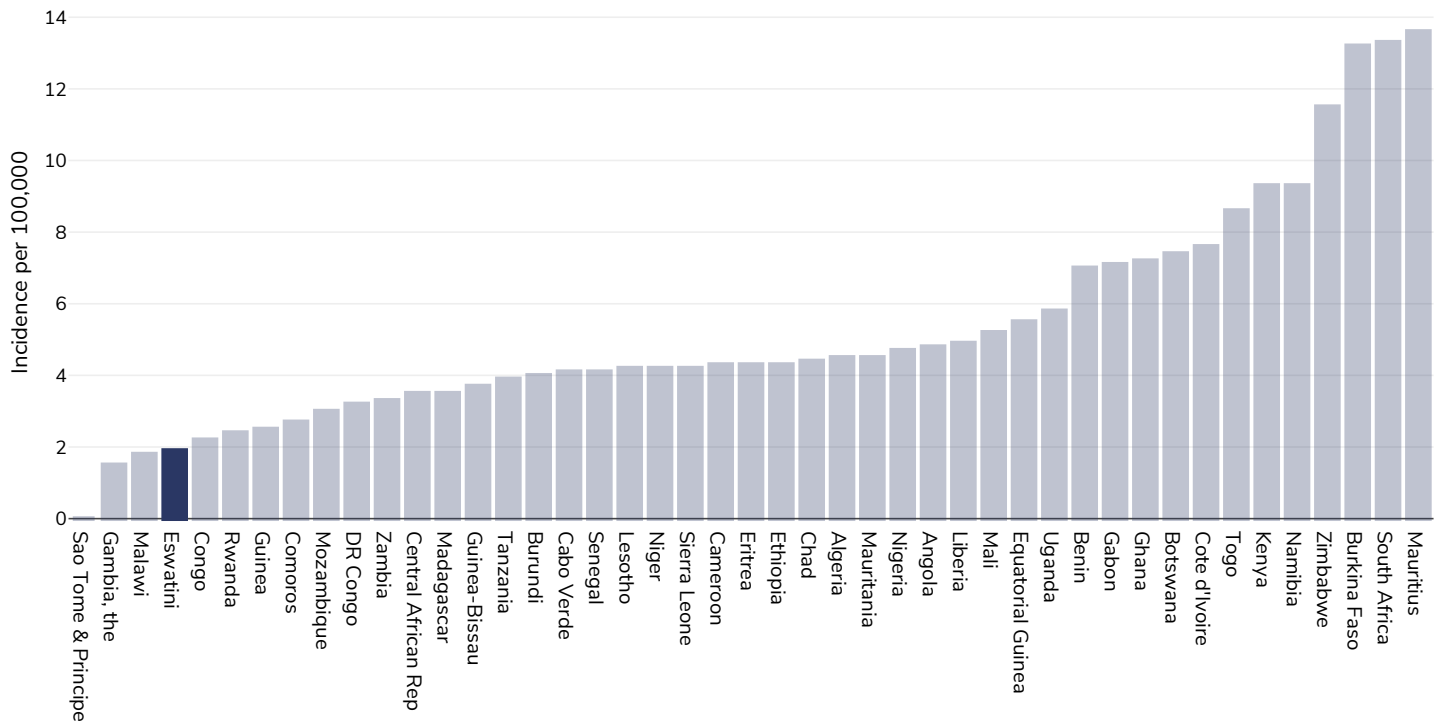
Area covered: National

References: Ferlay J, Ervik M, Lam F, Colombet M, Mery L, Piñeros M, Znaor A, Soerjomataram I, Bray F (2020). Global Cancer Observatory: Cancer Today. Lyon, France: International Agency for Research on Cancer. Available from: <https://gco.iarc.fr/today>, accessed 10.01.2129

Definitions: Age-standardized incidence rates per 100 000

## Cancer of the uterus

### Women, 2020



Age: 20+

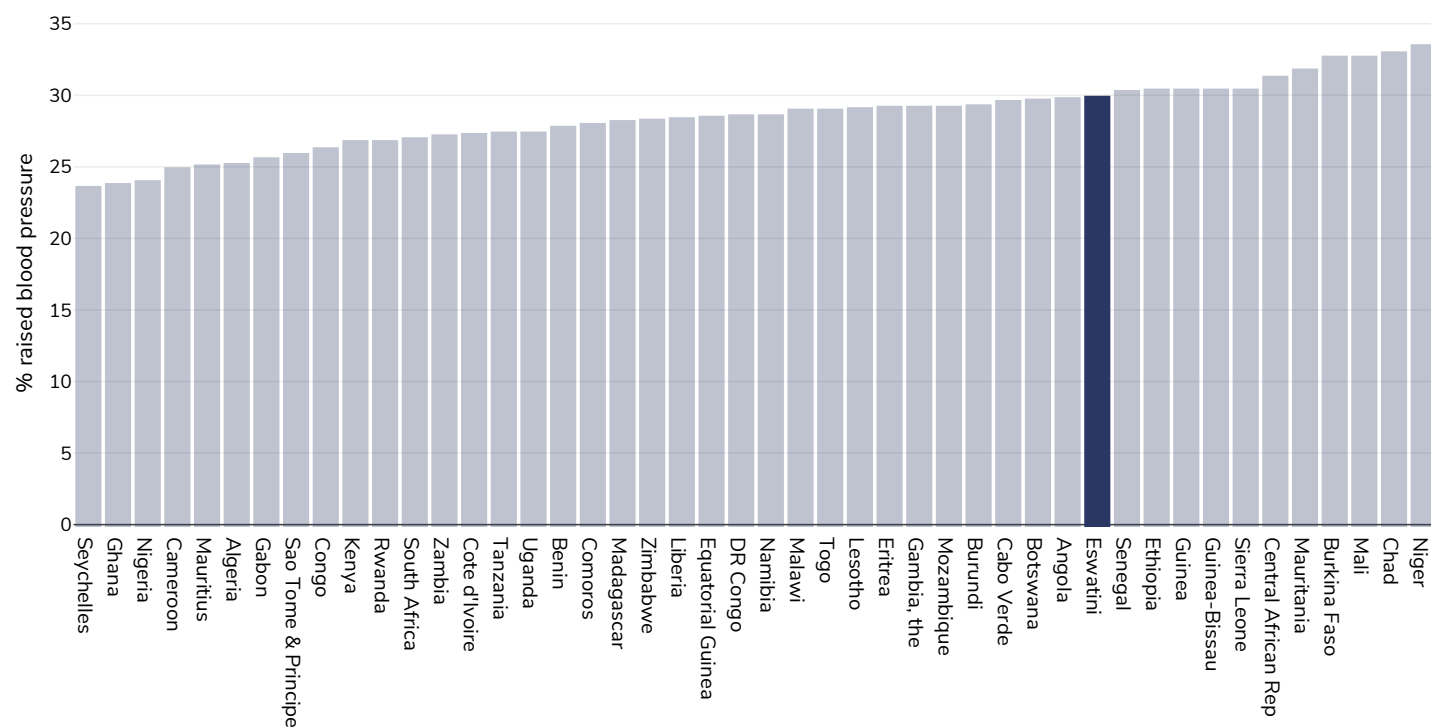
Area covered: National

References: Ferlay J, Ervik M, Lam F, Colombet M, Mery L, Piñeros M, Znaor A, Soerjomataram I, Bray F (2020). Global Cancer Observatory: Cancer Today. Lyon, France: International Agency for Research on Cancer. Available from: <https://gco.iarc.fr/today>, accessed 10.01.2129

Definitions: Age-standardized incidence rates per 100 000

## Raised blood pressure

### Adults, 2015



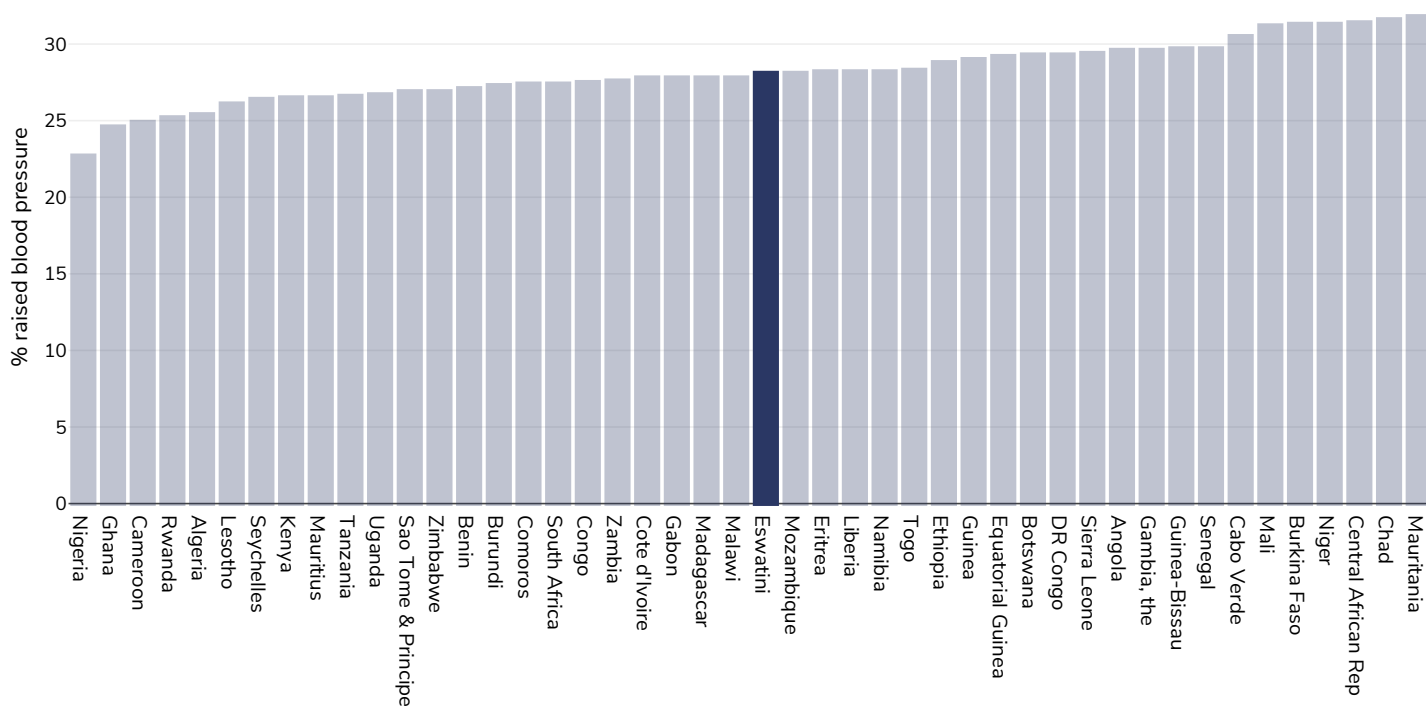
References:

Global Health Observatory data repository, World Health Organisation,  
<http://apps.who.int/gho/data/node.main.A875?lang=en>

Definitions:

Age Standardised estimated % Raised blood pressure 2015 (SBP $\geq$ 140 OR DBP $\geq$ 90).

## Men, 2015



References:

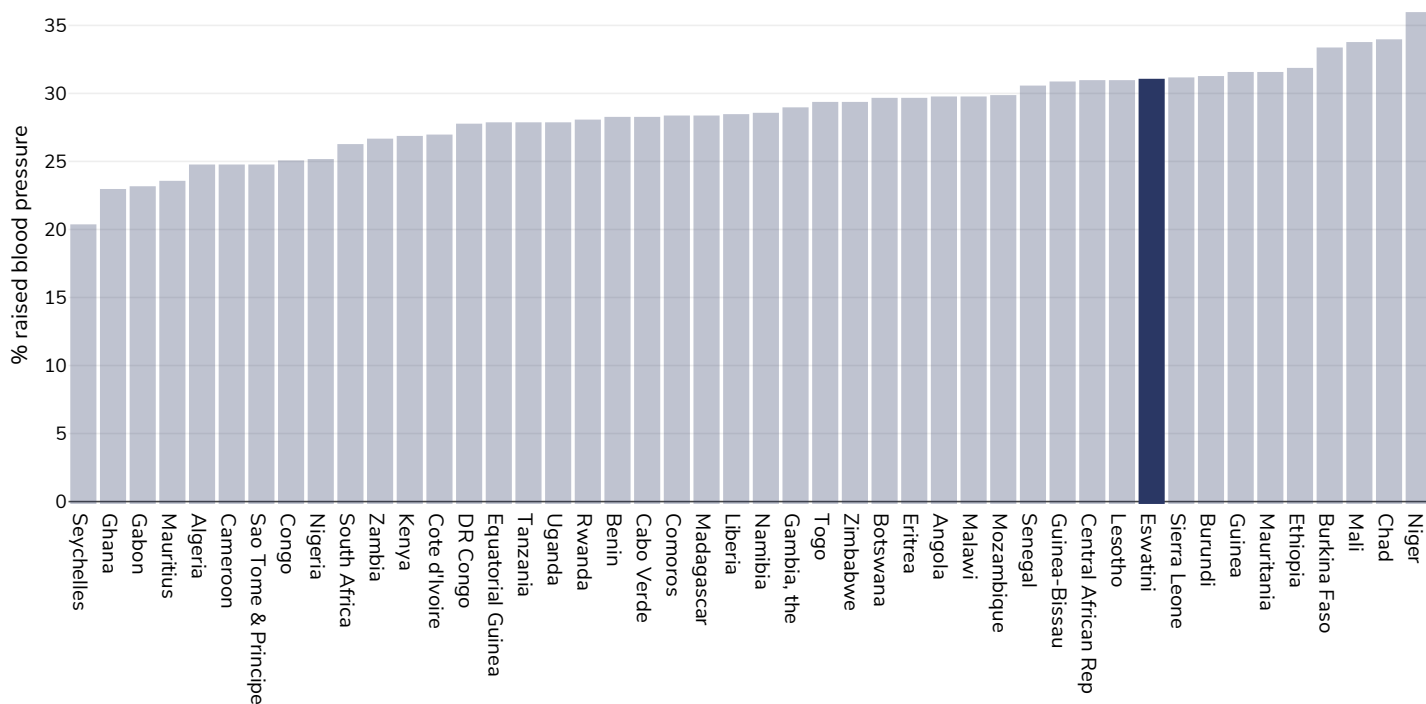
Global Health Observatory data repository, World Health Organisation,  
<http://apps.who.int/gho/data/node.main.A875?lang=en>

Definitions:

Age Standardised estimated % Raised blood pressure 2015 (SBP>=140 OR DBP>=90).



## Women, 2015



References:

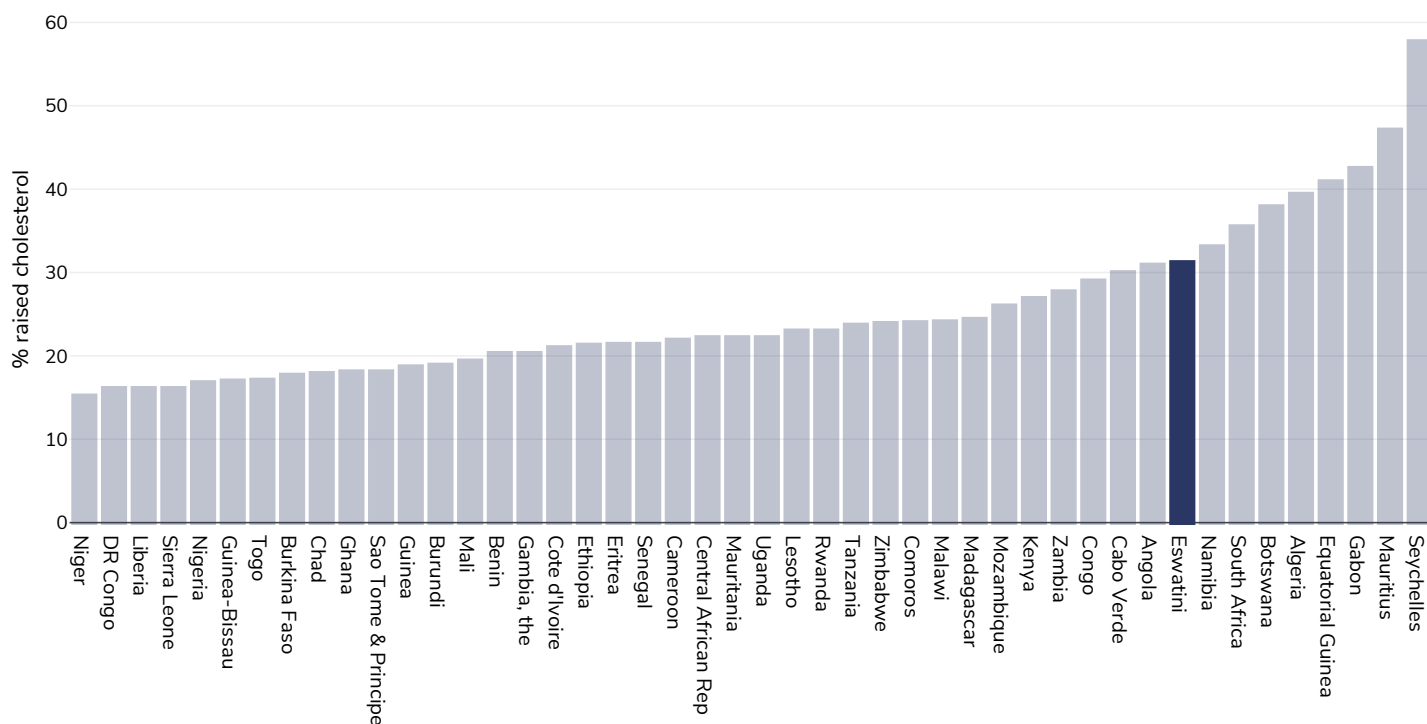
Global Health Observatory data repository, World Health Organisation,  
<http://apps.who.int/gho/data/node.main.A875?lang=en>

Definitions:

Age Standardised estimated % Raised blood pressure 2015 (SBP>=140 OR DBP>=90).

## Raised cholesterol

### Adults, 2008



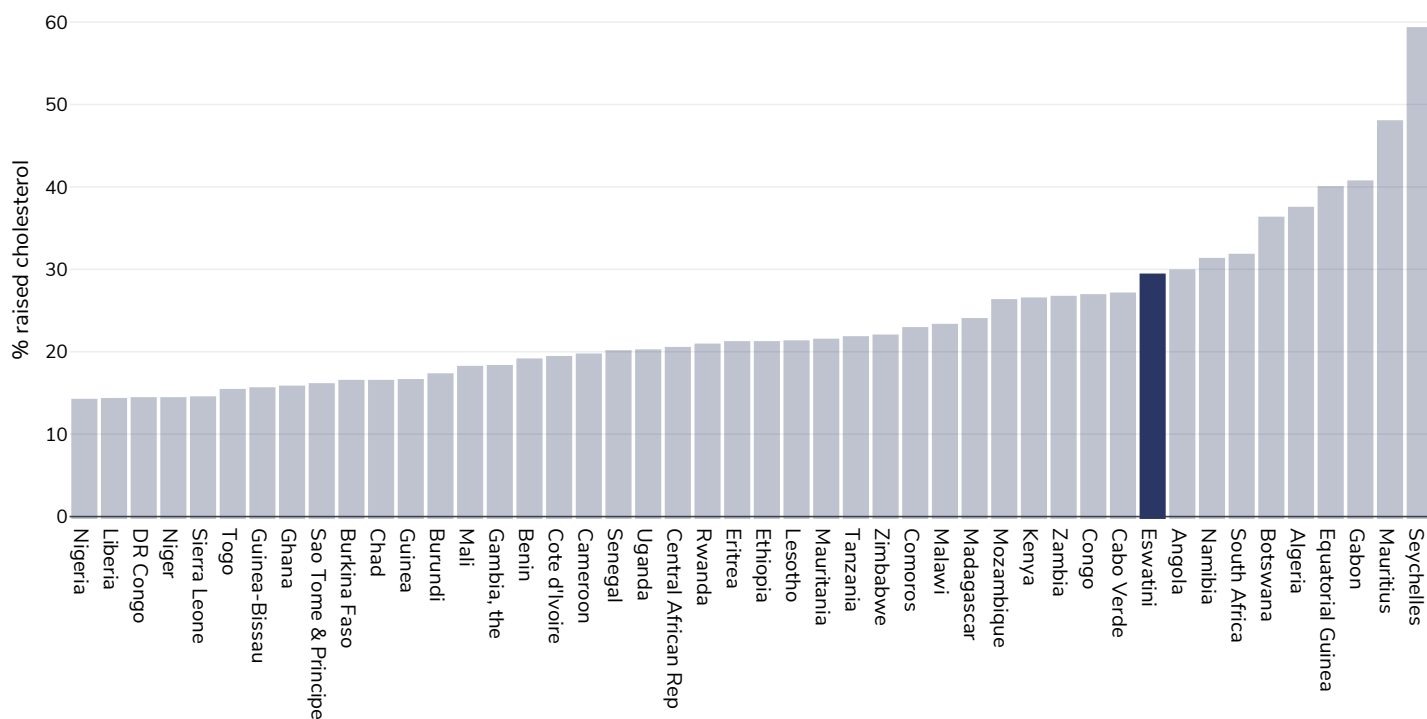
References:

Global Health Observatory data repository, World Health Organisation,  
<http://apps.who.int/gho/data/node.main.A885>

Definitions:

% Raised total cholesterol ( $\geq 5.0$  mmol/L) (age-standardized estimate).

## Men, 2008



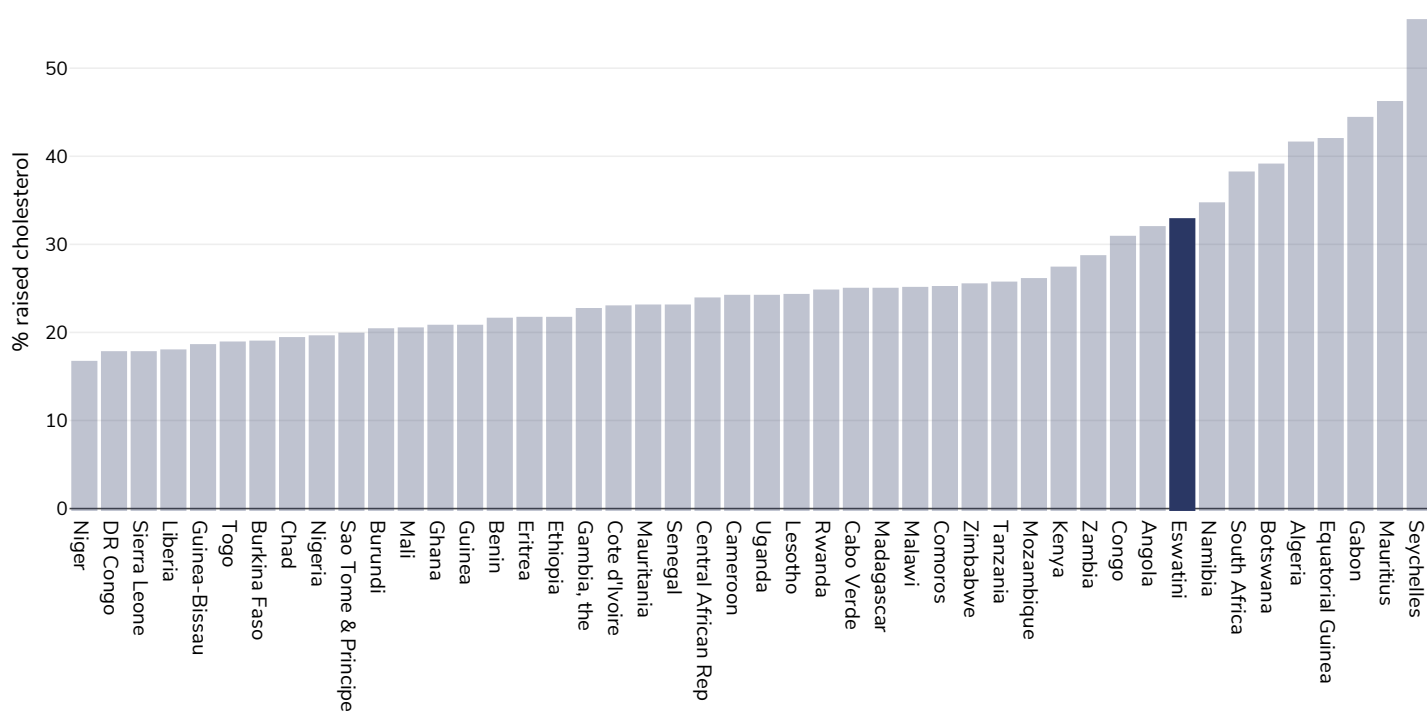
References:

Global Health Observatory data repository, World Health Organisation,  
<http://apps.who.int/gho/data/node.main.A885>

Definitions:

% Raised total cholesterol ( $\geq 5.0$  mmol/L) (age-standardized estimate).

## Women, 2008



References:

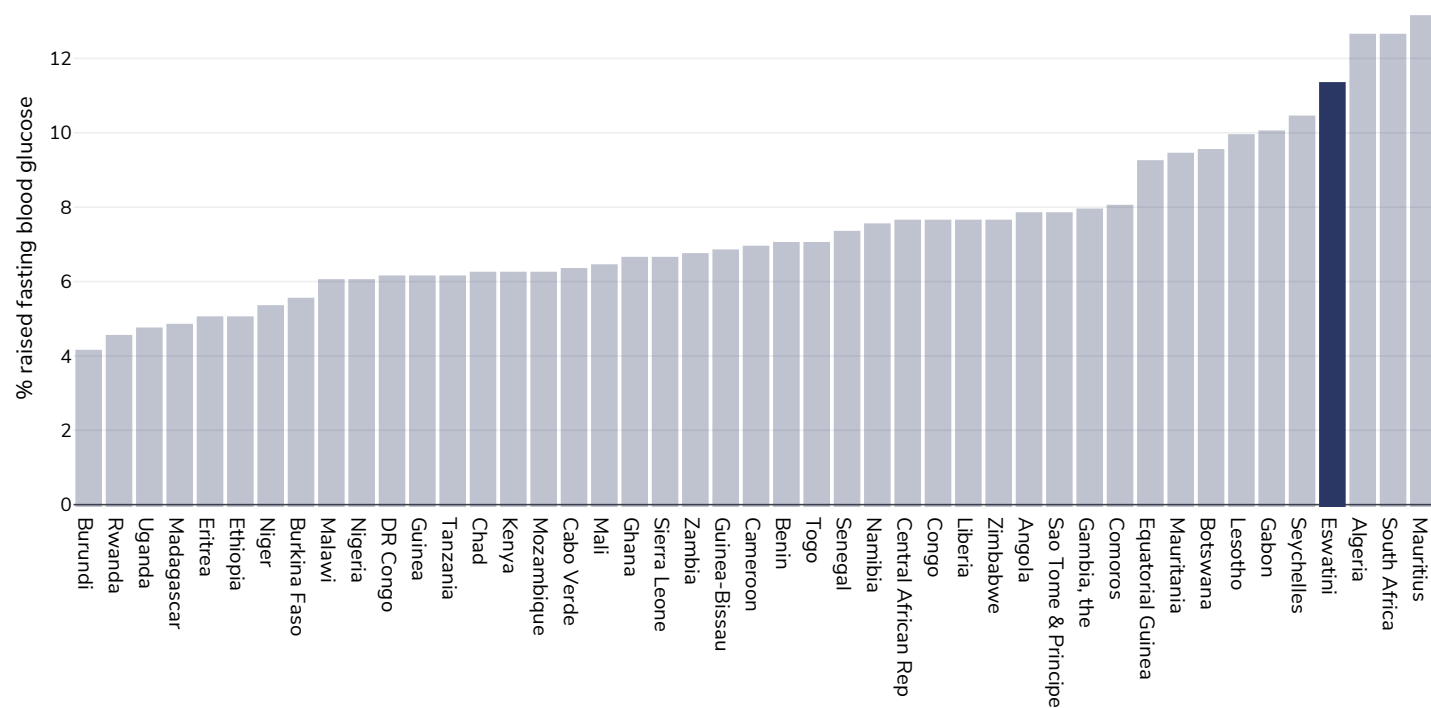
Global Health Observatory data repository, World Health Organisation,  
<http://apps.who.int/gho/data/node.main.A885>

Definitions:

% Raised total cholesterol ( $\geq 5.0$  mmol/L) (age-standardized estimate).

## Raised fasting blood glucose

Men, 2014



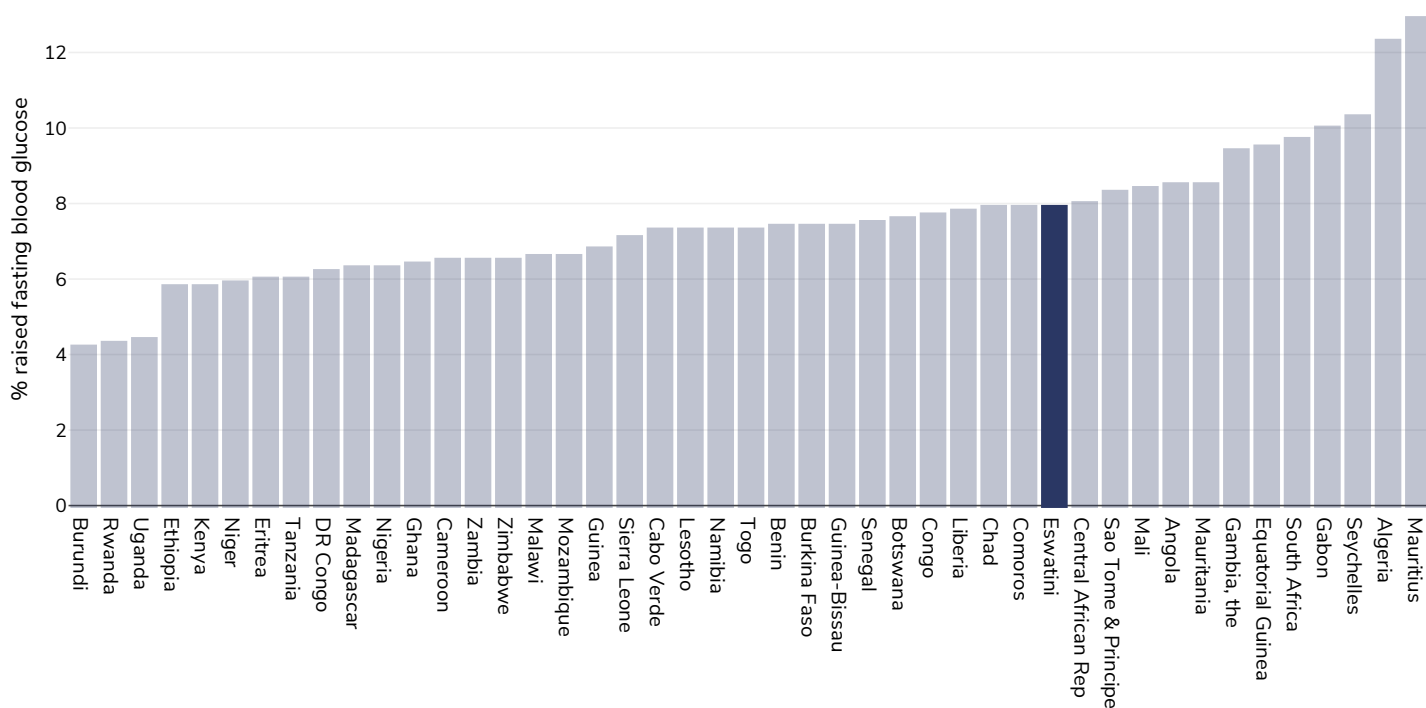
References:

Global Health Observatory data repository, World Health Organisation,  
<http://apps.who.int/gho/data/node.main.A869?lang=en>

Definitions:

Age Standardised % raised fasting blood glucose ( $\geq 7.0$  mmol/L or on medication).

## Women, 2014



References:

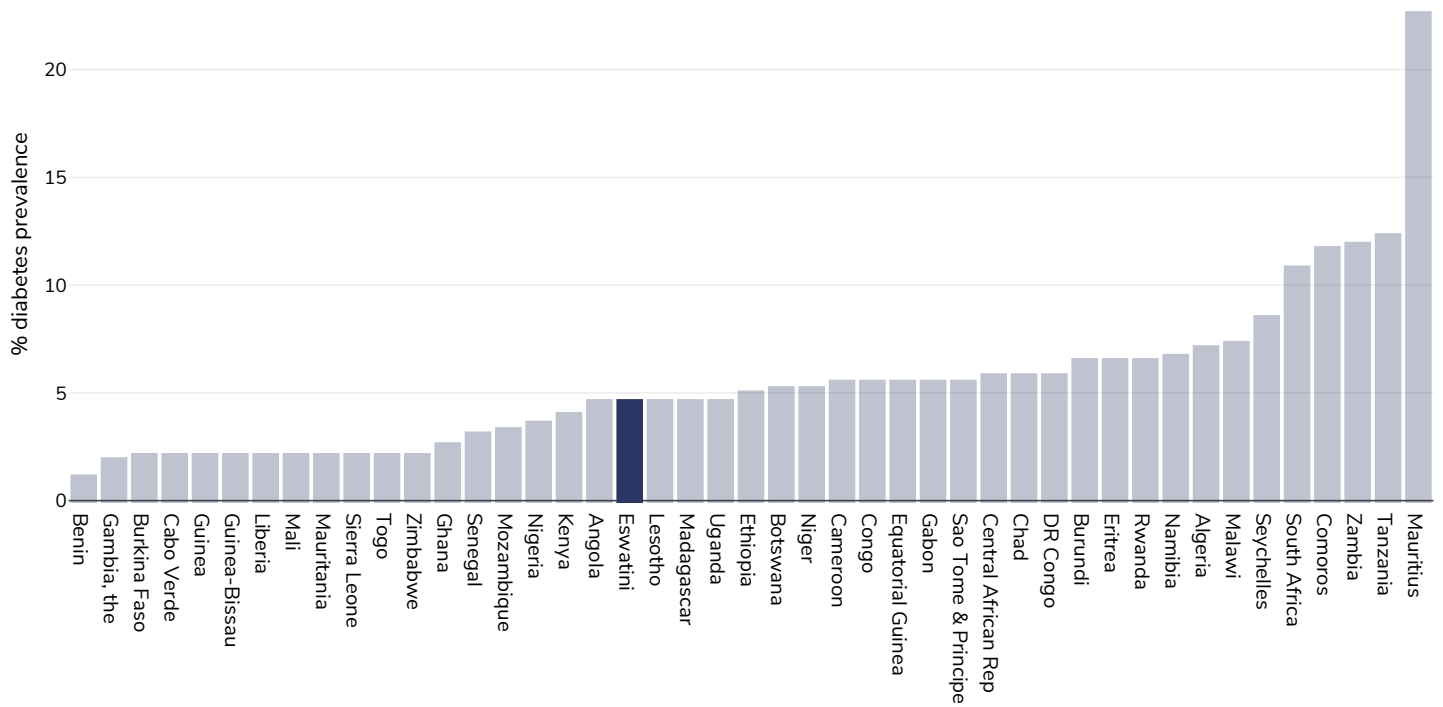
Global Health Observatory data repository, World Health Organisation,  
<http://apps.who.int/gho/data/node.main.A869?lang=en>

Definitions:

Age Standardised % raised fasting blood glucose ( $\geq 7.0$  mmol/L or on medication).

## Diabetes prevalence

### Adults, 2021



Age: 20-79

Area covered: National

References: Reproduced with kind permission International Diabetes Federation. IDF Diabetes Atlas, 10th edn. Brussels, Belgium:International Diabetes Federation, 2021. <http://www.diabetesatlas.org>

Definitions: Age-adjusted comparative prevalence of diabetes, %

## Contextual factors

**Disclaimer:** These contextual factors should be interpreted with care. Results are updated as regularly as possible and use very specific criteria. The criteria used and full definitions are available for download at the bottom of this page.



### Labelling

|                                         |   |
|-----------------------------------------|---|
| Is there mandatory nutrition labelling? | X |
| Front-of-package labelling?             | X |
| Back-of-pack nutrition declaration?     | X |
| Color coding?                           | X |
| Warning label?                          | X |





## Regulation and marketing

|                                                                                                                       |          |
|-----------------------------------------------------------------------------------------------------------------------|----------|
| <b>Are there fiscal policies on unhealthy products?</b>                                                               | <b>✗</b> |
| Tax on unhealthy foods?                                                                                               | ✗        |
| Tax on unhealthy drinks?                                                                                              | ✗        |
| <b>Are there fiscal policies on healthy products?</b>                                                                 | <b>✗</b> |
| Subsidy on fruits?                                                                                                    | ✗        |
| Subsidy on vegetables?                                                                                                | ✗        |
| Subsidy on other healthy products?                                                                                    | ✗        |
| <b>Mandatory limit or ban of trans fat (all settings)?</b>                                                            | <b>✓</b> |
| Mandatory limit of trans fats in place (all settings)?                                                                | ✓        |
| Ban on trans-fats or phos in place (all settings)?                                                                    | ✗        |
| <b>Are there any mandatory policies/marketing restrictions on the promotion of unhealthy food/drinks to children?</b> | <b>✗</b> |
| Mandatory restriction on broadcast media?                                                                             | ✗        |
| Mandatory restriction on non-broadcast media?                                                                         | ✗        |
| Voluntary policies/marketing restrictions on the promotion of unhealthy food/drinks to children?                      | ✗        |
| <b>Are there mandatory standards for food in schools?</b>                                                             | <b>✗</b> |
| <b>Are there any mandatory nutrient limits in any manufactured food products?</b>                                     | <b>✓</b> |
| <b>Nutrition standards for public sector procurement?</b>                                                             | <b>✗</b> |



## Political will and support

|                                                                                        |          |
|----------------------------------------------------------------------------------------|----------|
| <b>National obesity strategy or nutrition and physical activity national strategy?</b> | <b>✗</b> |
| National obesity strategy?                                                             | ✗        |
| National childhood obesity strategy?                                                   | ✗        |
| Comprehensive nutrition strategy?                                                      | ✗        |
| Comprehensive physical activity strategy?                                              | ✗        |
| <b>Evidence-based dietary guidelines and/or RDAs?</b>                                  | <b>✗</b> |
| <b>National target(s) on reducing obesity?</b>                                         | <b>✗</b> |
| <b>Guidelines/policy on obesity treatment?</b>                                         | <b>✗</b> |
| Promotion of breastfeeding?                                                            | ✓        |



## Monitoring and surveillance

|                                                                                                       |          |
|-------------------------------------------------------------------------------------------------------|----------|
| <b>Monitoring of the prevalence and incidence for the main obesity-related NCDs and risk factors?</b> | <b>✓</b> |
| Within 5 years?                                                                                       | ✗        |



## Governance and resource

|                                                                                                      |          |
|------------------------------------------------------------------------------------------------------|----------|
| <b>Multi-sectoral national co-ordination mechanism for obesity or nutrition (including obesity)?</b> | <b>✓</b> |
|------------------------------------------------------------------------------------------------------|----------|

### Key

Present  
 Present (voluntary)  
 Incoming  
 Absent  
 Unknown

Last updated September 13, 2022

PDF created on April 24, 2024