




# England



## Country report card - under-5s

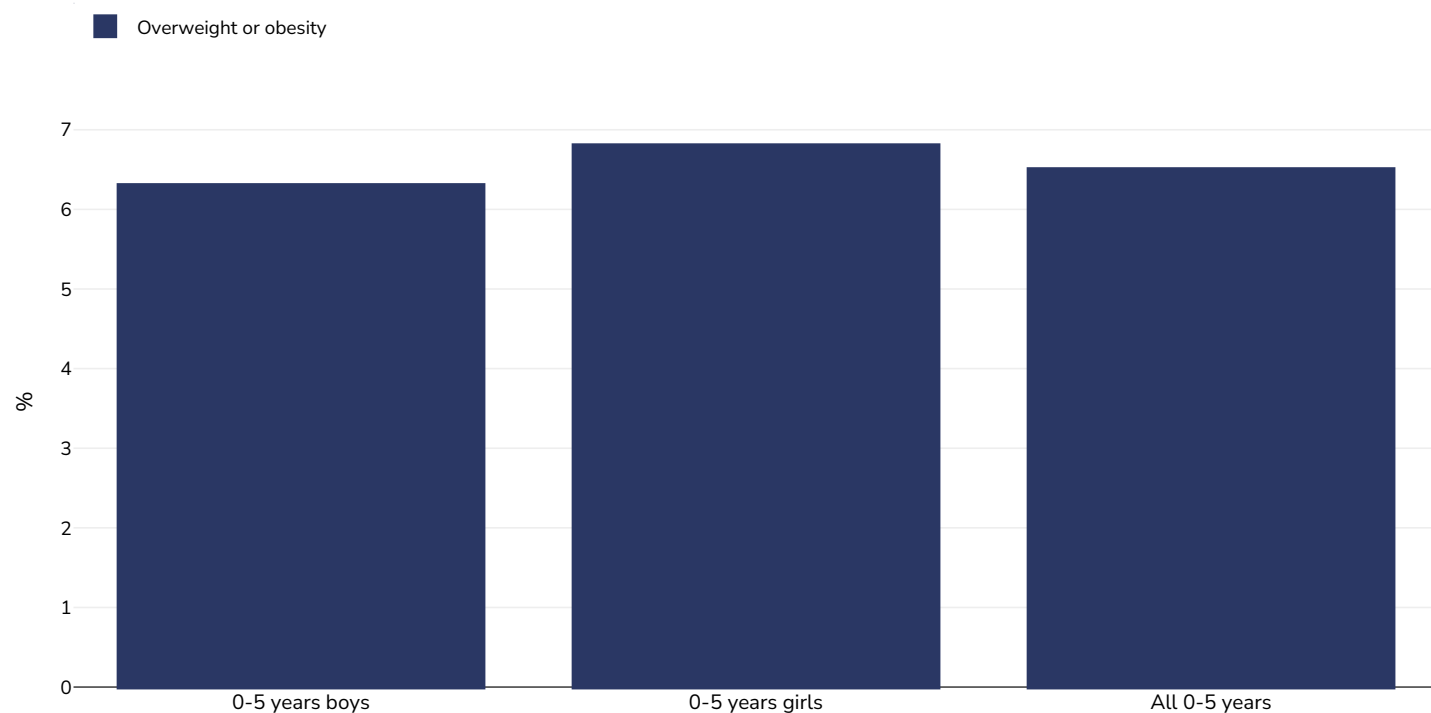
*This report card contains the latest data available on the Global Obesity Observatory on overweight and obesity for children under 5. Where available, data on common and relevant obesity drivers and comorbidities are also presented.*

*View the latest version of this report on the Global Obesity Observatory at <https://data.worldobesity.org/country/england-240/>.*

Contents	Page
Obesity prevalence	3
Overweight/obesity by region	4
Overweight/obesity by ethnicity	5

## Obesity prevalence

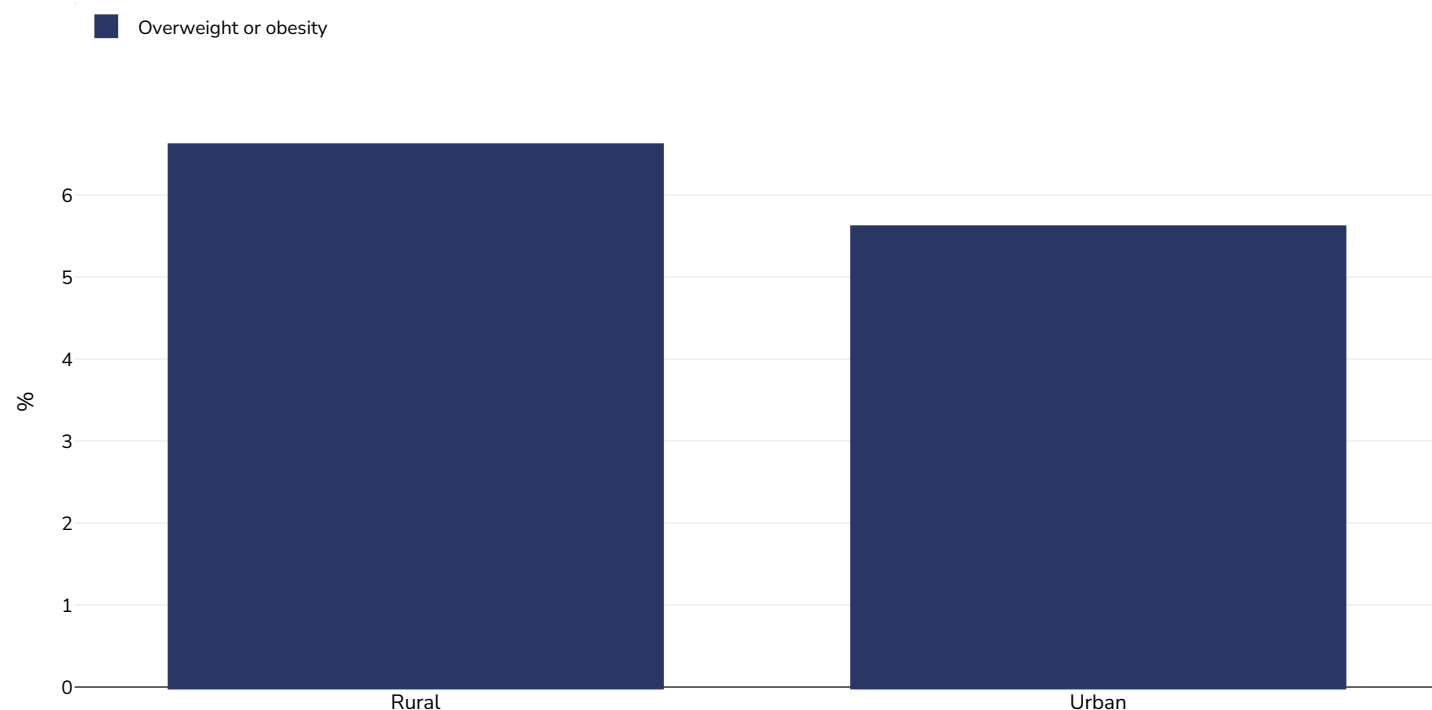
### 0-5 years, 2018-2019



<b>Survey type:</b>	Measured
<b>Age:</b>	4-5
<b>Sample size:</b>	309088
<b>Area covered:</b>	National
<b>References:</b>	National Child Measurement Programme: England, 2018/19 school year
<b>Notes:</b>	UNICEF/WHO/World Bank Joint Child Malnutrition Estimates Expanded Database: Overweight estimates: National and Disaggregated, July 2025, New York. Weighted sample size. For more information, please consult <a href="https://data.unicef.org/resources/jme/">https://data.unicef.org/resources/jme/</a> . NB. Age interval 48-59 months; unadjusted
<b>Definitions:</b>	Percentage of children under 5 years of age falling above 2 standard deviations (moderate and severe) from the median weight-for-height of the reference population.
<b>Cutoffs:</b>	=>+2SD

## Overweight/obesity by region

0-5 years, 2011-2012



Survey type:	Measured
Age:	4-5
Sample size:	266656
Area covered:	National
References:	National Child Measurement Programme: England, 2011/12 school year
Notes:	UNICEF/WHO/World Bank Joint Child Malnutrition Estimates Expanded Database: Overweight estimates: National and Disaggregated, July 2025, New York. Weighted sample size. For more information, please consult <a href="https://data.unicef.org/resources/jme/">https://data.unicef.org/resources/jme/</a> . NB. Age interval 48-59 months; unadjusted
Definitions:	Percentage of children under 5 years of age falling above 2 standard deviations (moderate and severe) from the median weight-for-height of the reference population.
Cutoffs:	=>+2SD

## Overweight/obesity by ethnicity

*Ethnic groups are as defined by publication of origin and are not as defined by WOF. In some instances ethnicity is conflated with nationality and/or race.*

*PDF created on August 5, 2025*