



Egypt



Country report card - children

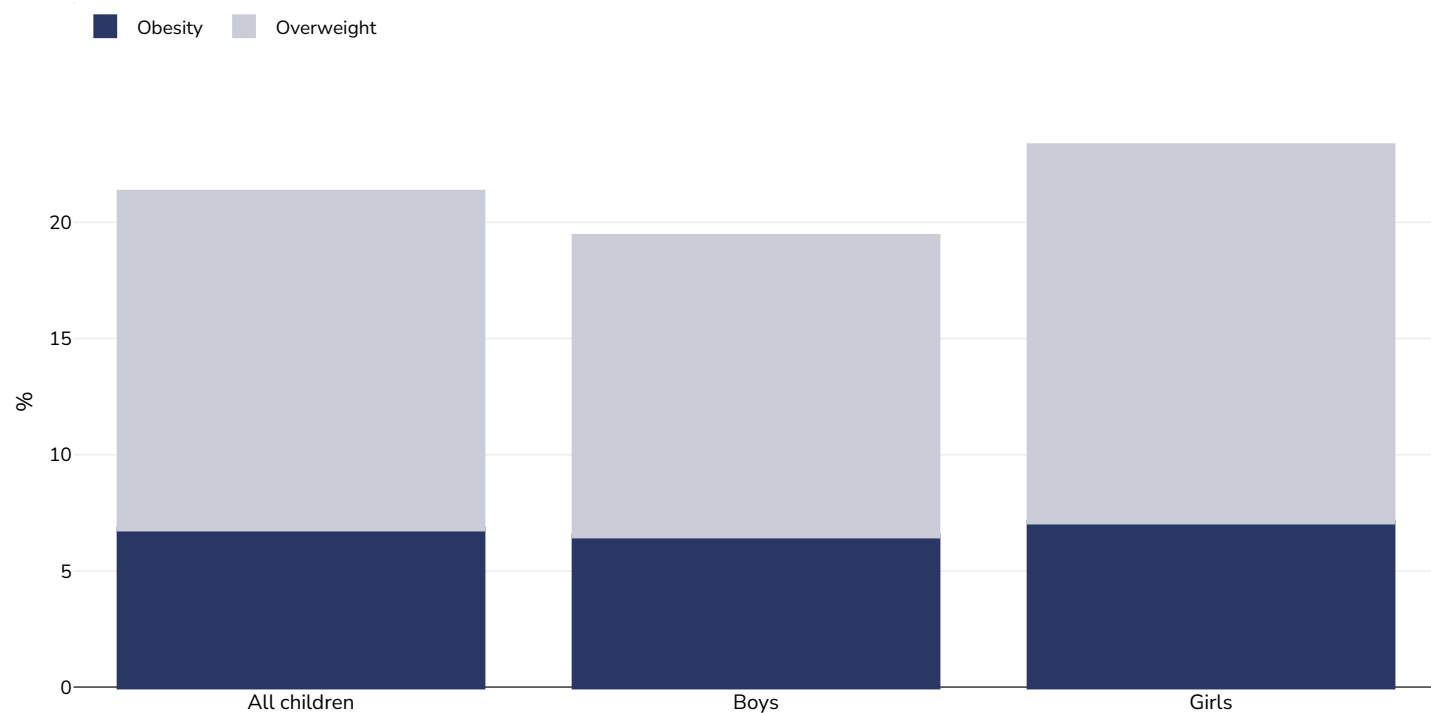
This report card contains the latest data available on the Global Obesity Observatory on overweight and obesity for children, including adolescents (aged 5 to 18 years). Where available, data on common and relevant obesity drivers and comorbidities are also presented.

View the latest version of this report on the Global Obesity Observatory at <https://data.worldobesity.org/country/egypt-60/>

Contents	Page
Obesity prevalence	3
Overweight/obesity by education	4
Overweight/obesity by age	6
Overweight/obesity by region	7
Overweight/obesity by socio-economic group	9
Double burden of underweight & overweight	11
Insufficient physical activity	12
Average daily frequency of carbonated soft drink consumption	15
Prevalence of less than daily fruit consumption	16
Prevalence of less than daily vegetable consumption	17
Average weekly frequency of fast food consumption	18
Mental health - depression disorders	19
Mental health - anxiety disorders	22

Obesity prevalence

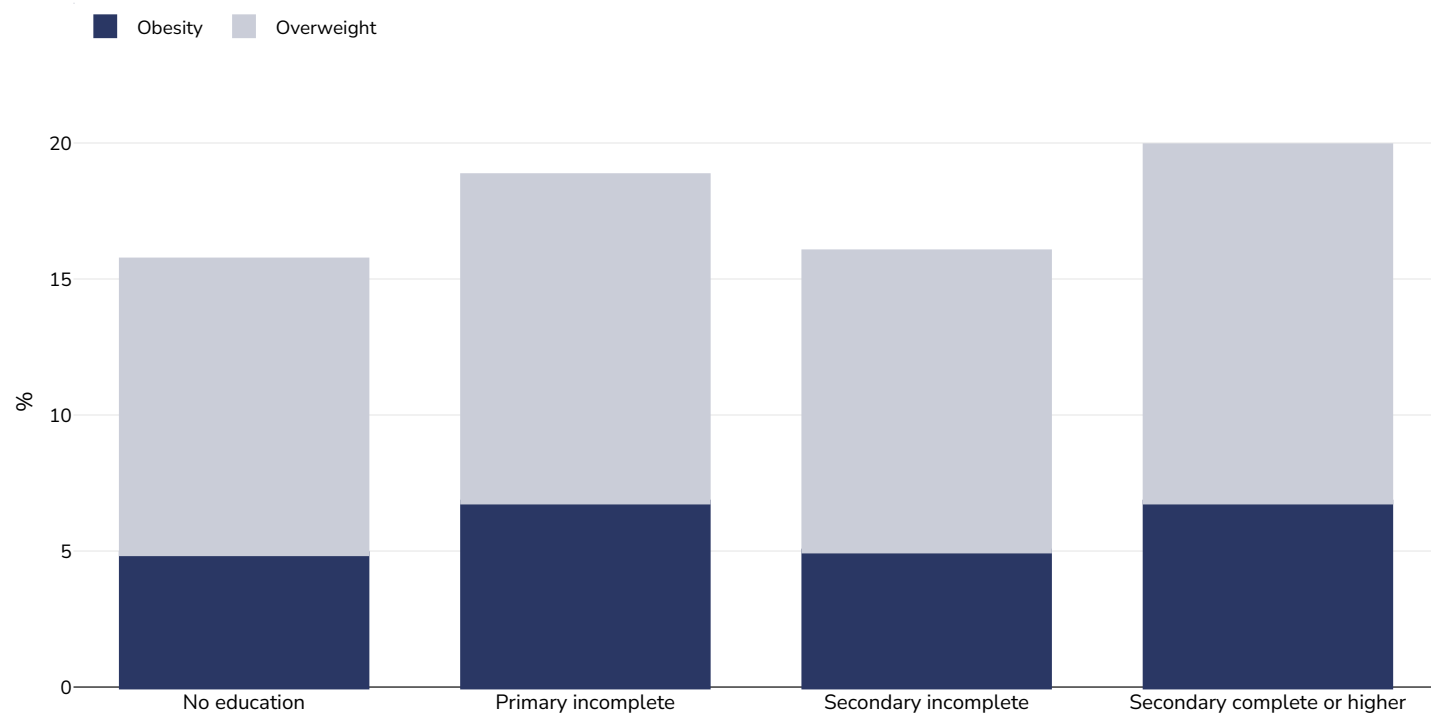
Children, 2021-2022



Survey type:	Measured
Age:	5-19
Sample size:	22499
Area covered:	National
References:	Central Agency for public mobilization and statistics (CAPMAS) (2022): Egypt Family Health Survey 2021: Cairo-CAPMAS-December 2022.
Notes:	Never-married youth aged 5-19. Boys = 10,830, Girls = 11,669.
Cutoffs:	WHO

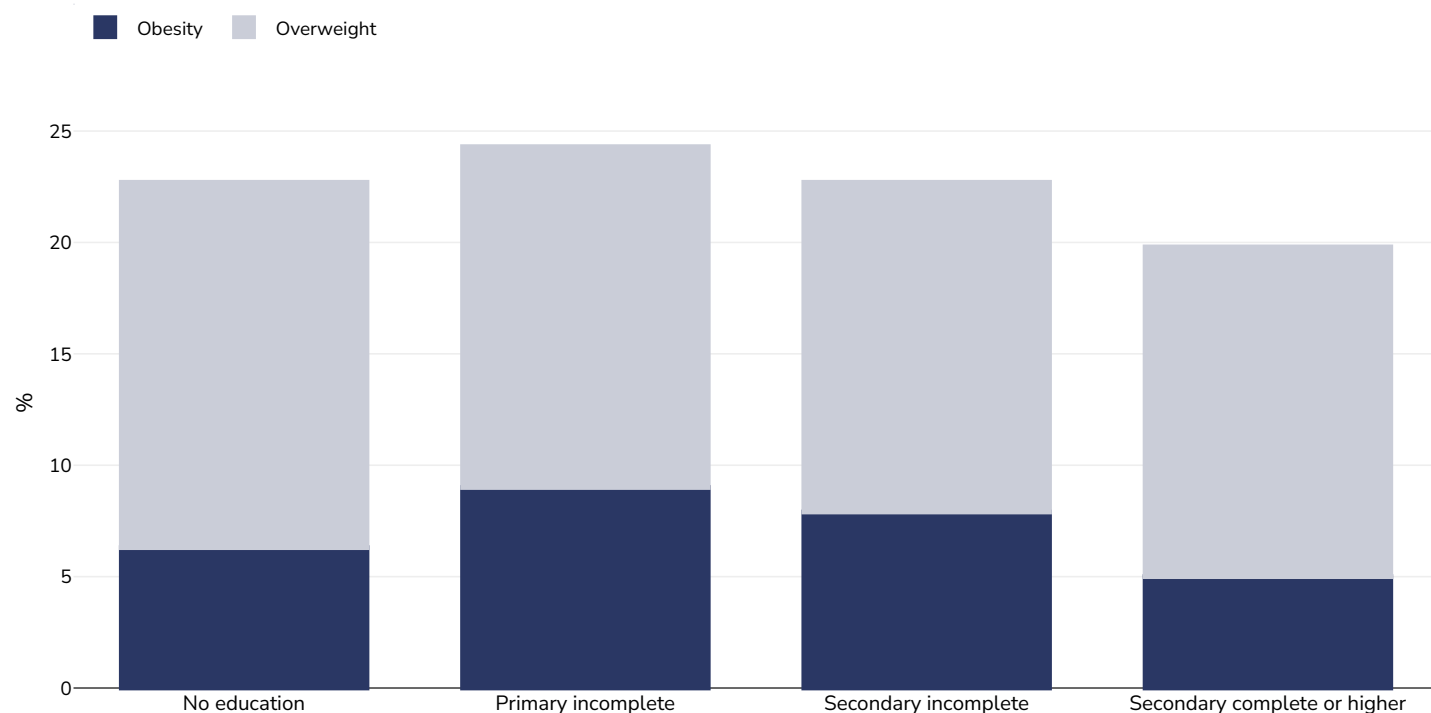
Overweight/obesity by education

Boys, 2021-2022



Survey type:	Measured
Age:	5-19
Sample size:	22499
Area covered:	National
References:	Central Agency for public mobilization and statistics (CAPMAS) (2022): Egypt Family Health Survey 2021: Cairo-CAPMAS-December 2022.
Notes:	Never-married youth aged 5-19. Boys = 10,830, Girls = 11,669. Mother not present in household, not identified or missing = 2,922
Definitions:	Mother's Education
Cutoffs:	WHO

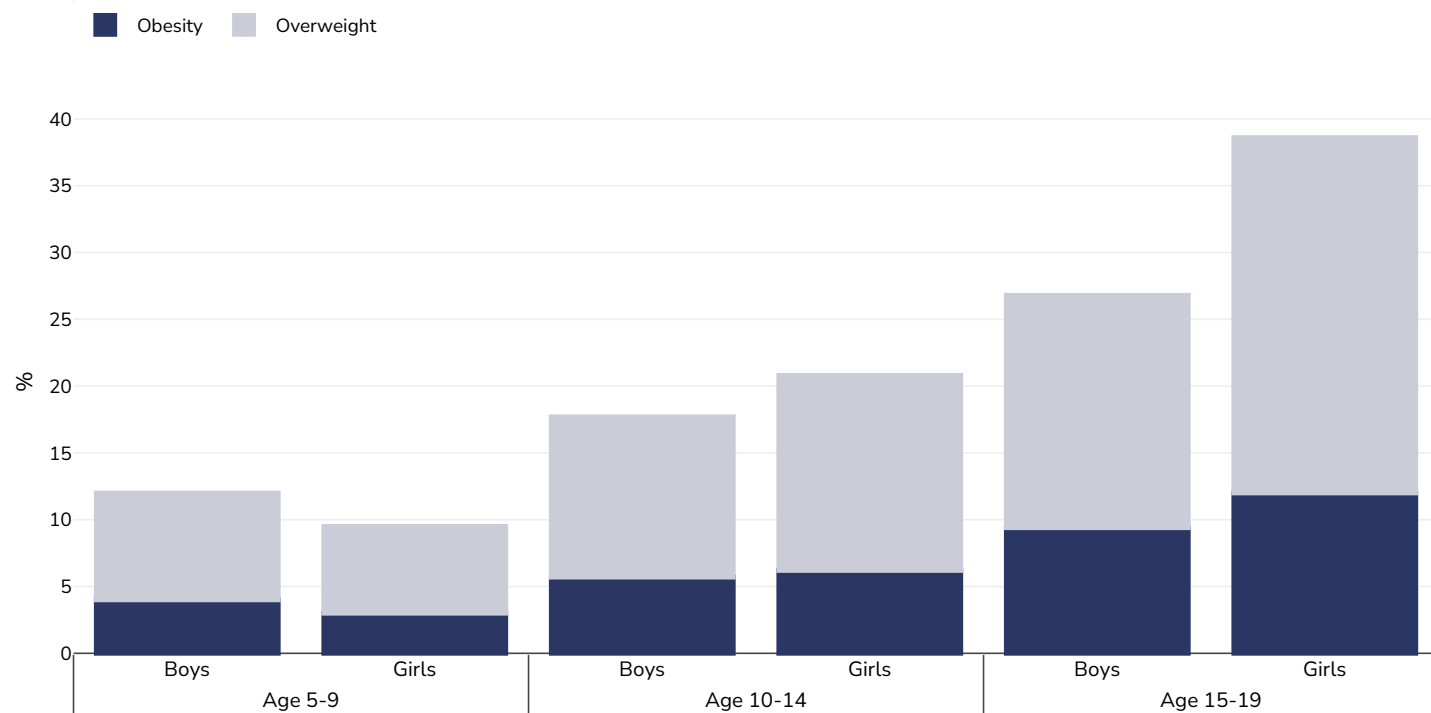
Girls, 2021-2022



Survey type:	Measured
Age:	5-19
Sample size:	22499
Area covered:	National
References:	Central Agency for public mobilization and statistics (CAPMAS) (2022): Egypt Family Health Survey 2021: Cairo-CAPMAS-December 2022.
Notes:	Never-married youth aged 5-19. Boys = 10,830, Girls = 11,669. Mother not present in household, not identified or missing = 2,922
Definitions:	Mother's Education
Cutoffs:	WHO

Overweight/obesity by age

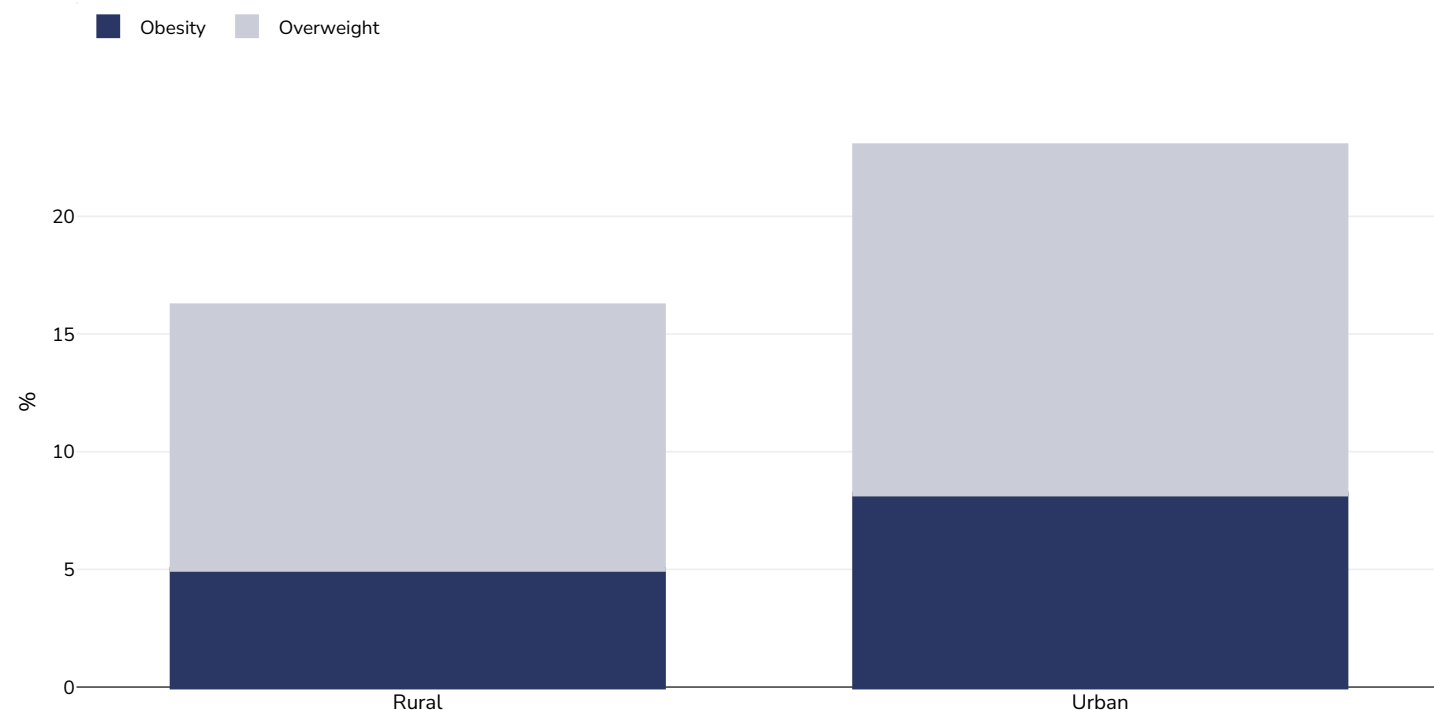
Children, 2021-2022



Survey type:	Measured
Sample size:	22499
Area covered:	National
References:	Central Agency for public mobilization and statistics (CAPMAS) (2022): Egypt Family Health Survey 2021: Cairo-CAPMAS-December 2022.
Cutoffs:	WHO

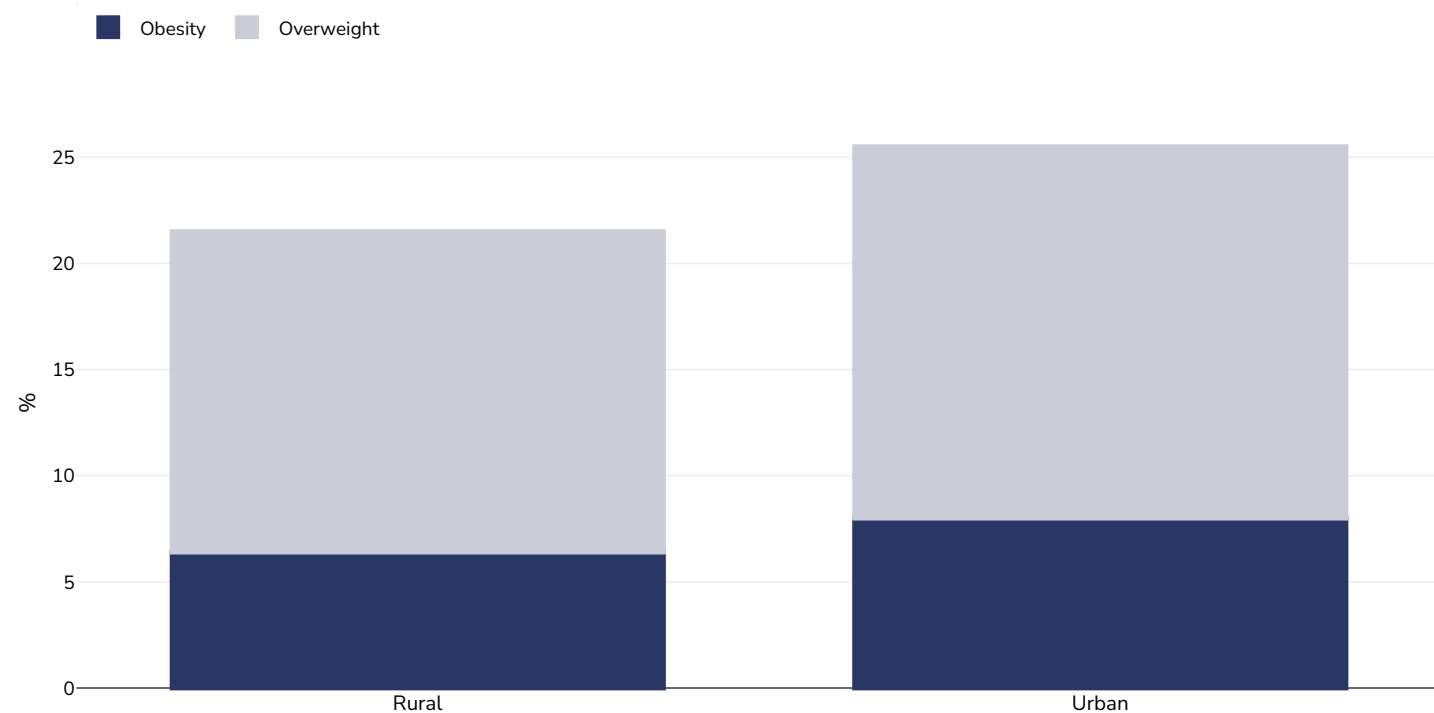
Overweight/obesity by region

Boys, 2021-2022



Survey type:	Measured
Age:	5-19
Sample size:	22499
Area covered:	National
References:	Central Agency for public mobilization and statistics (CAPMAS) (2022): Egypt Family Health Survey 2021: Cairo-CAPMAS-December 2022.
Notes:	Never-married youth aged 5-19. Boys = 10,830, Girls = 11,669.
Cutoffs:	WHO

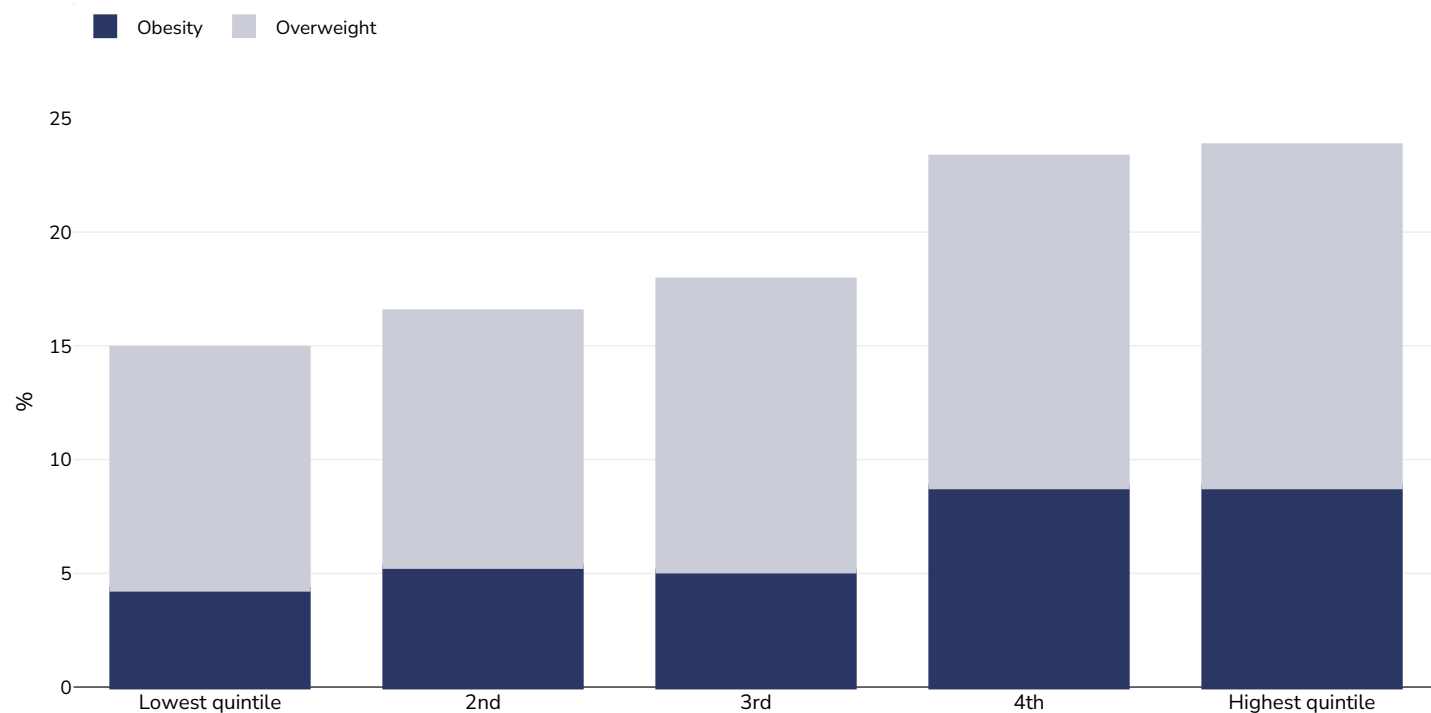
Girls, 2021-2022



Survey type:	Measured
Age:	5-19
Sample size:	22499
Area covered:	National
References:	Central Agency for public mobilization and statistics (CAPMAS) (2022): Egypt Family Health Survey 2021: Cairo-CAPMAS-December 2022.
Notes:	Never-married youth aged 5-19. Boys = 10,830, Girls = 11,669.
Cutoffs:	WHO

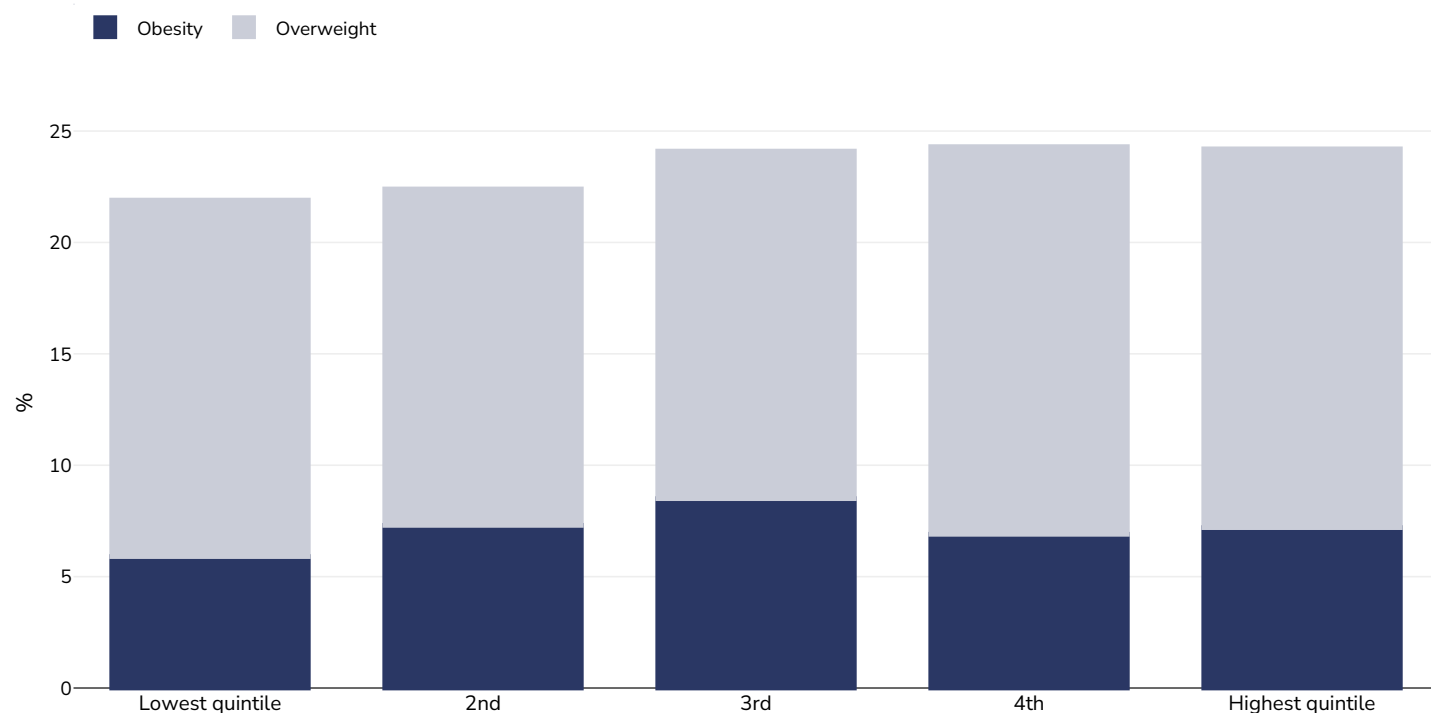
Overweight/obesity by socio-economic group

Boys, 2021-2022



Survey type:	Measured
Age:	5-19
Sample size:	22499
Area covered:	National
References:	Central Agency for public mobilization and statistics (CAPMAS) (2022): Egypt Family Health Survey 2021: Cairo-CAPMAS-December 2022.
Notes:	Never-married youth aged 5-19. Boys = 10,830, Girls = 11,669.
Cutoffs:	WHO

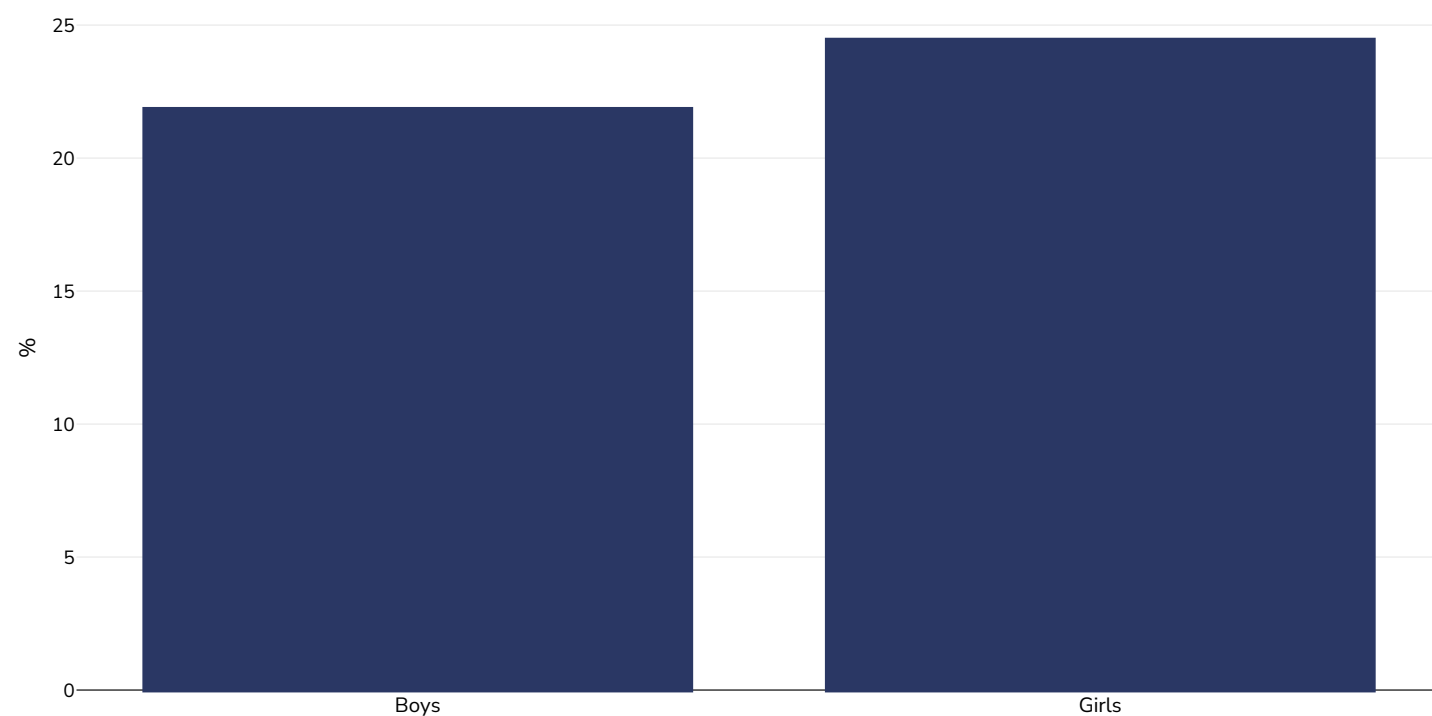
Girls, 2021-2022



Survey type:	Measured
Age:	5-19
Sample size:	22499
Area covered:	National
References:	Central Agency for public mobilization and statistics (CAPMAS) (2022): Egypt Family Health Survey 2021: Cairo-CAPMAS-December 2022.
Notes:	Never-married youth aged 5-19. Boys = 10,830, Girls = 11,669.
Cutoffs:	WHO

Double burden of underweight & overweight

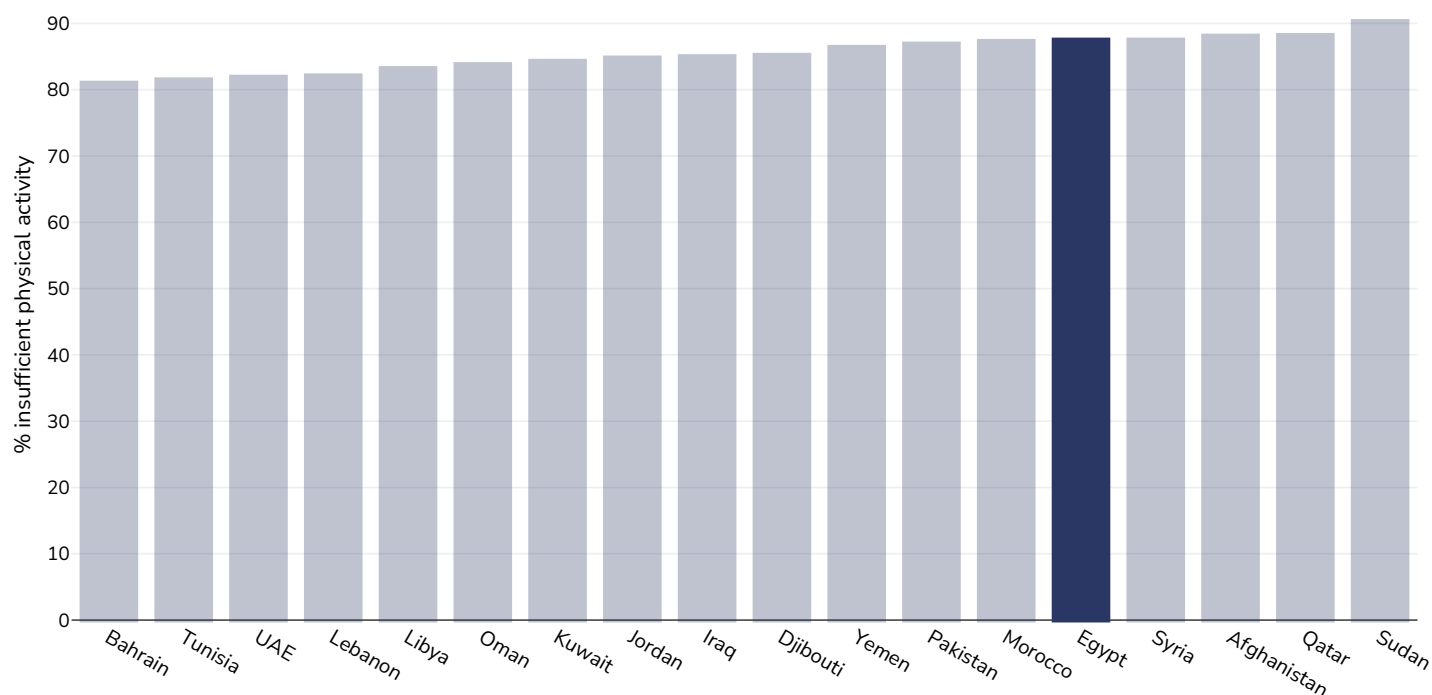
Children, 2022



Survey type:	Measured
Age:	5-19
References:	NCD Risk Factor Collaboration (NCD-RisC). Worldwide trends in underweight and obesity from 1990 to 2022: a pooled analysis of 3663 population representative studies with 222 million children, adolescents, and adults. Lancet 2024; published online Feb 29. https://doi.org/10.1016/S0140-6736(23)02750-2 .
Notes:	Age standardised estimates
Definitions:	Combined prevalence of BMI < -2SD and BMI > 2SD (double burden of thinness and obesity)
Cutoffs:	BMI < -2SD and BMI > 2SD

Insufficient physical activity

Children, 2016



Survey type: Self-reported

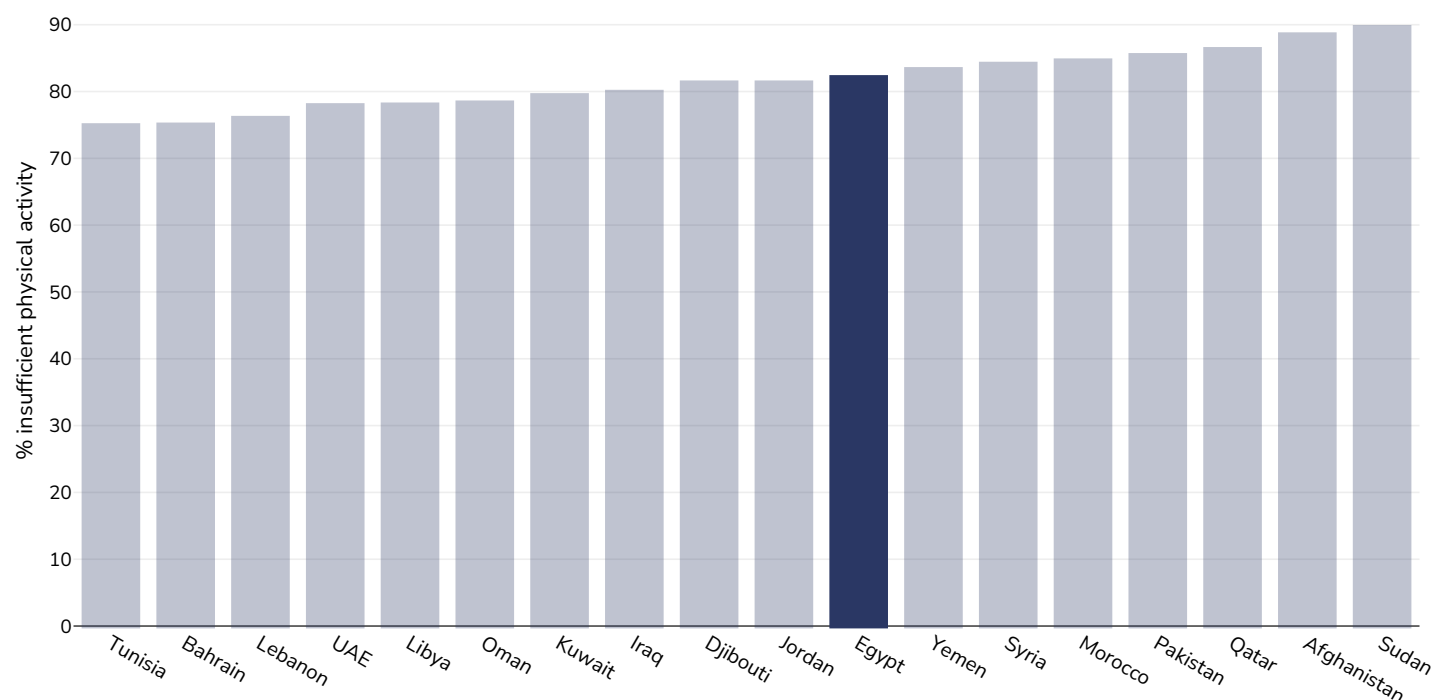
Age: 11-17

References: Global Health Observatory data repository, World Health Organisation, <https://apps.who.int/gho/data/node.main.A893ADO?lang=en> (last accessed 16.03.21)

Notes: % of school going adolescents not meeting WHO recommendations on Physical Activity for Health, i.e. doing less than 60 minutes of moderate- to vigorous-intensity physical activity daily.

Definitions: % Adolescents insufficiently active (age standardised estimate)

Boys, 2016



Survey type: Self-reported

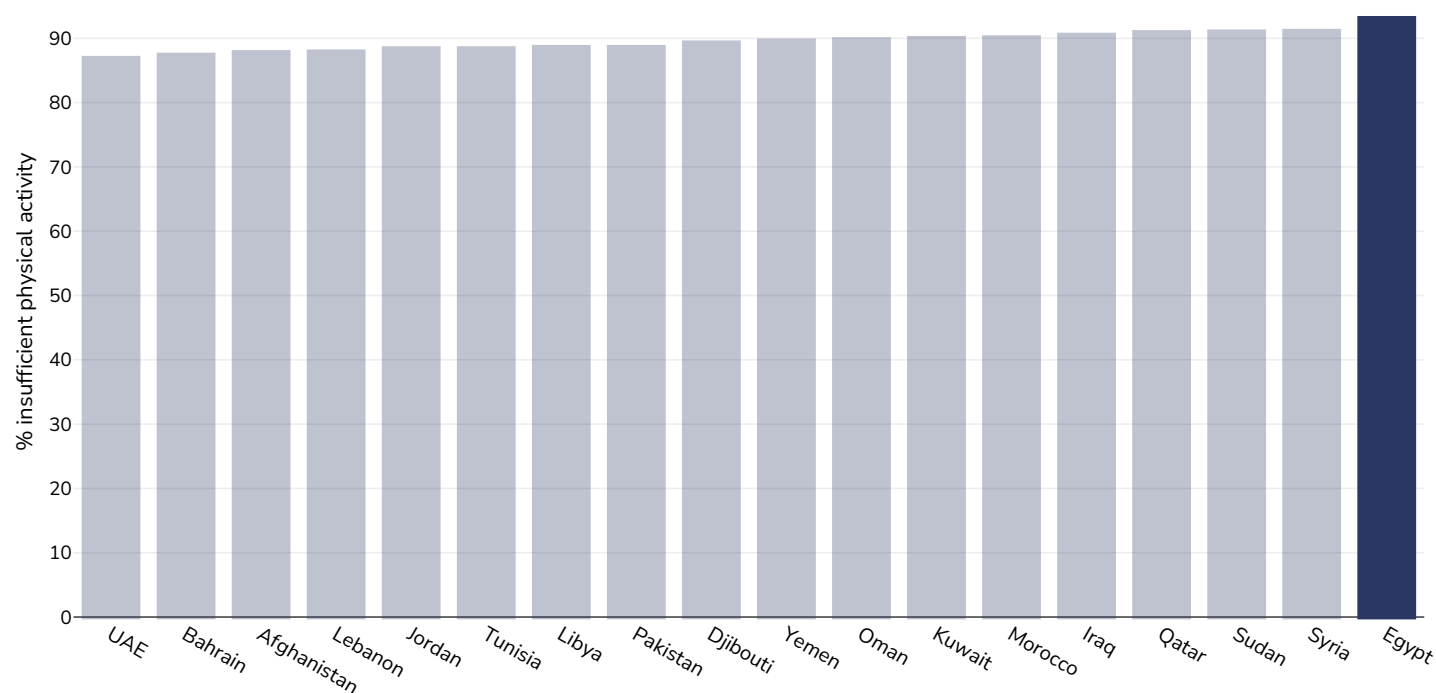
Age: 11-17

References: Global Health Observatory data repository, World Health Organisation, <https://apps.who.int/gho/data/node.main.A893ADO?lang=en> (last accessed 16.03.21)

Notes: % of school going adolescents not meeting WHO recommendations on Physical Activity for Health, i.e. doing less than 60 minutes of moderate- to vigorous-intensity physical activity daily.

Definitions: % Adolescents insufficiently active (age standardised estimate)

Girls, 2016



Survey type: Self-reported

Age: 11-17

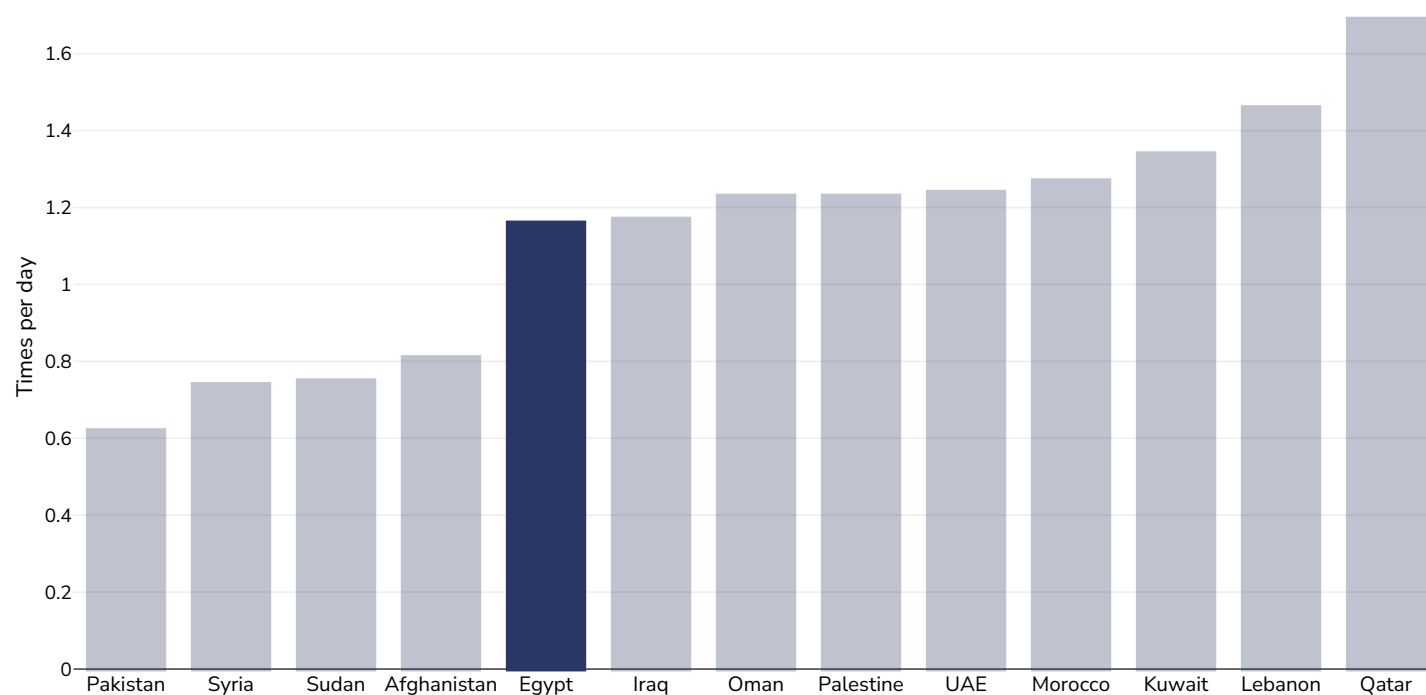
References: Global Health Observatory data repository, World Health Organisation, <https://apps.who.int/gho/data/node.main.A893ADO?lang=en> (last accessed 16.03.21)

Notes: % of school going adolescents not meeting WHO recommendations on Physical Activity for Health, i.e. doing less than 60 minutes of moderate- to vigorous-intensity physical activity daily.

Definitions: % Adolescents insufficiently active (age standardised estimate)

Average daily frequency of carbonated soft drink consumption

Children, 2009-2015



Survey type:

Measured

Age:

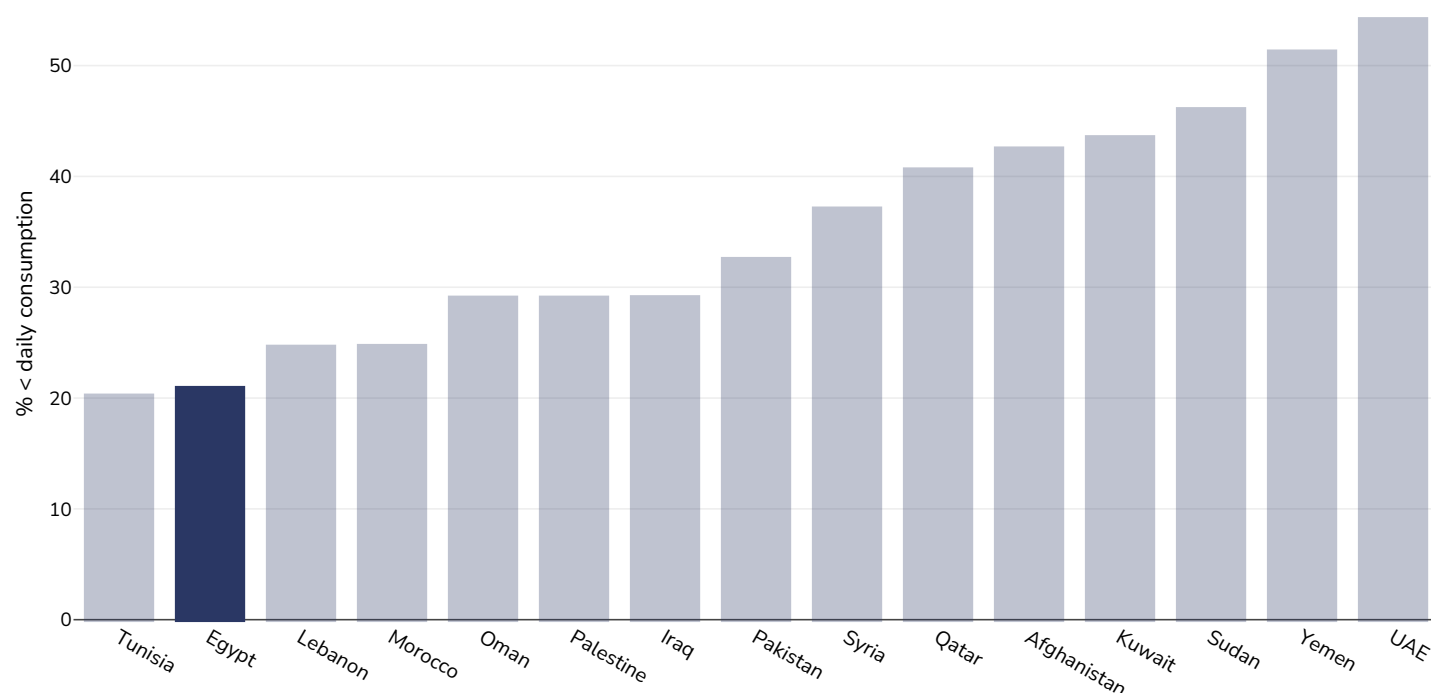
12-17

References:

Beal et al. (2019). Global Patterns of Adolescent Fruit, Vegetable, Carbonated Soft Drink, and Fast-food consumption: A meta-analysis of global school-based student health surveys. Food and Nutrition Bulletin. <https://doi.org/10.1177/0379572119848287> sourced from Food Systems Dashboard <http://www.foodsystemsdashboard.org/food-system>

Prevalence of less than daily fruit consumption

Children, 2008-2015



Survey type: Measured

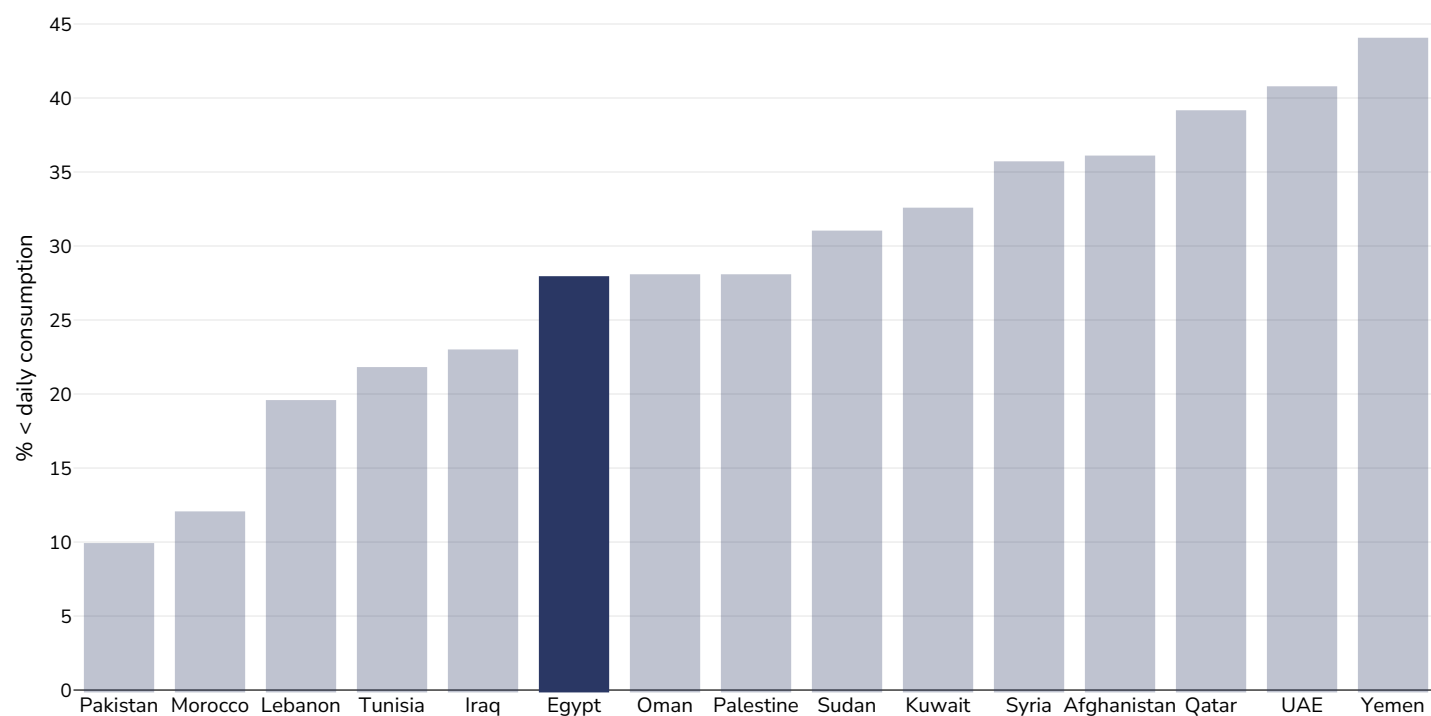
Age: 12-17

References: Global School-based Student Health Surveys. Beal et al (2019). Global Patterns of Adolescent Fruit, Vegetable, Carbonated Soft Drink, and Fast-food consumption: A meta-analysis of global school-based student health surveys. Food and Nutrition Bulletin. <https://doi.org/10.1177/0379572119848287>. Sourced from Food Systems Dashboard <http://www.foodsystemsdashboard.org/food-system>

Definitions: Prevalence of less-than-daily fruit consumption (% less-than-daily fruit consumption)

Prevalence of less than daily vegetable consumption

Children, 2008-2015



Survey type: Measured

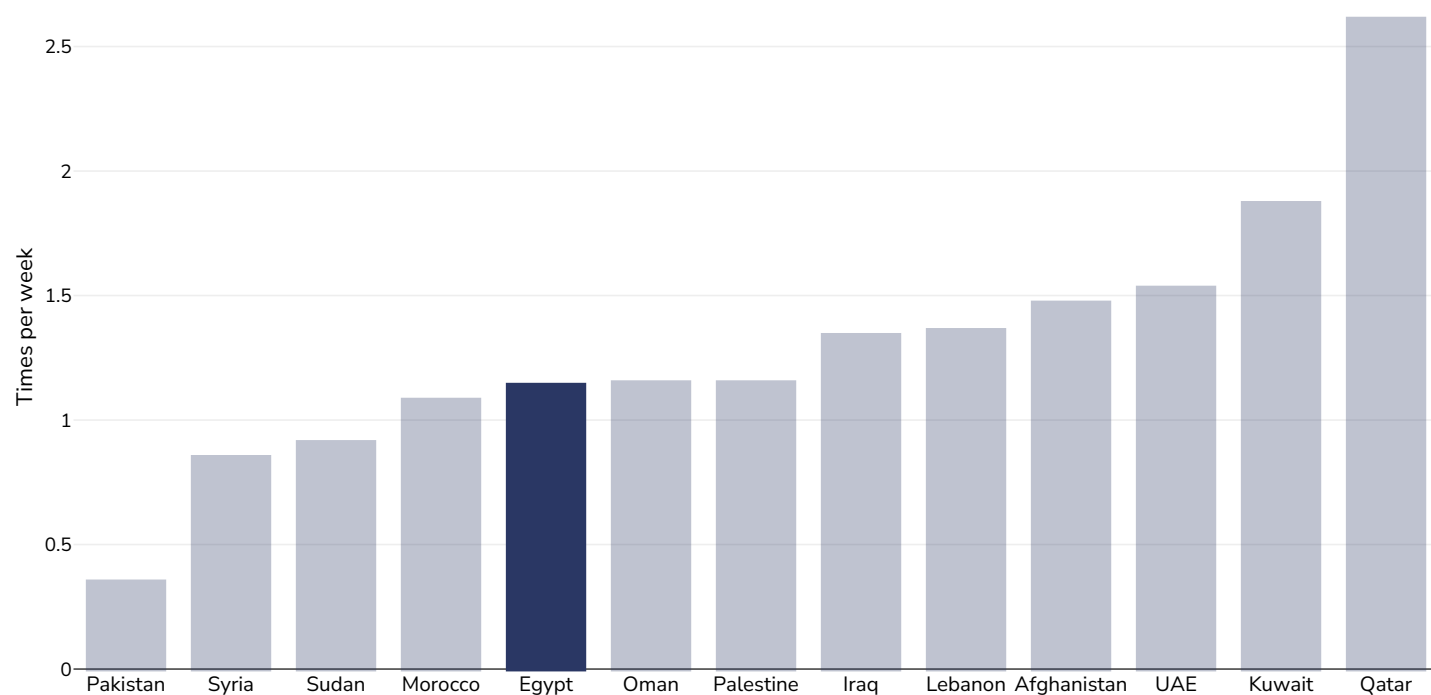
Age: 12-17

References: Beal et al. (2019). Global Patterns of Adolescent Fruit, Vegetable, Carbonated Soft Drink, and Fast-food consumption: A meta-analysis of global school-based student health surveys. Food and Nutrition Bulletin. <https://doi.org/10.1177/0379572119848287> sourced from Food Systems Dashboard <http://www.foodsystemsdashboard.org/food-system>

Definitions: Prevalence of less-than-daily vegetable consumption (% less-than-daily vegetable consumption)

Average weekly frequency of fast food consumption

Children, 2009-2015



Age:

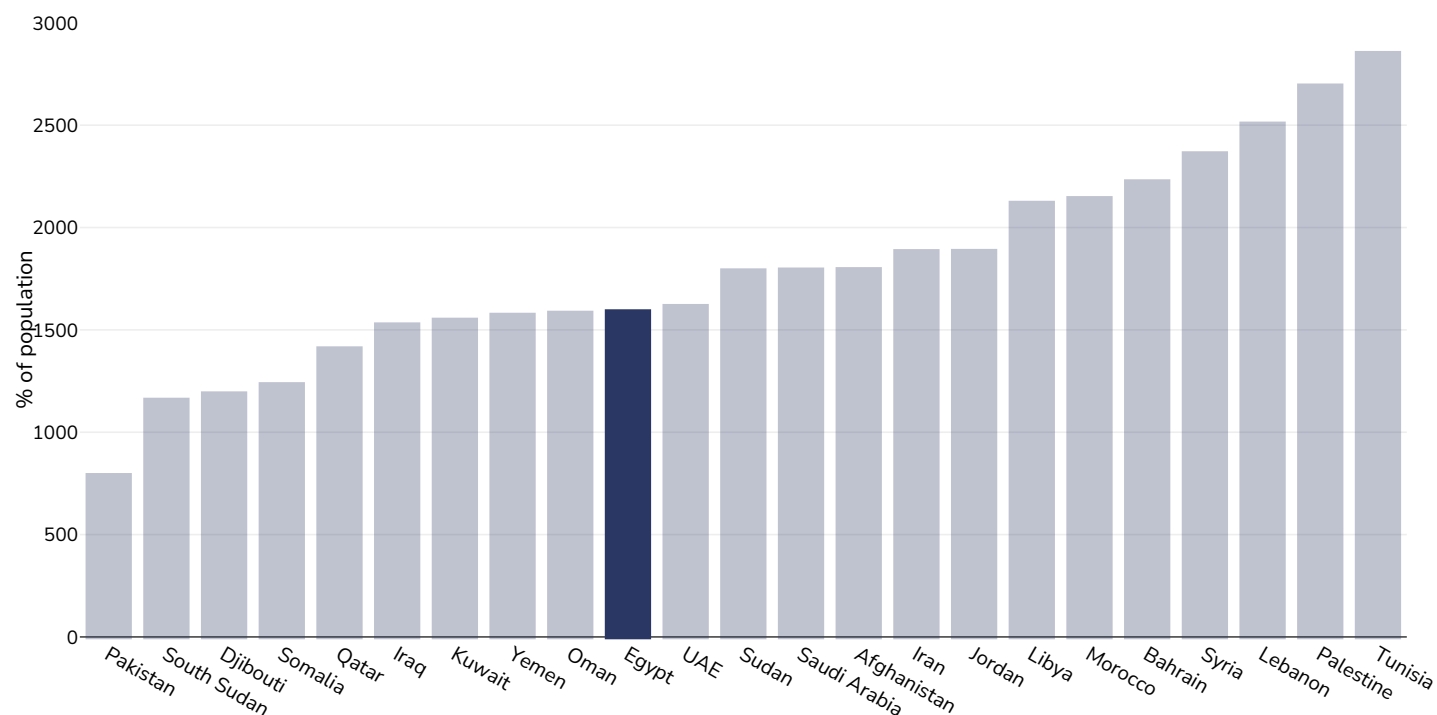
12-17

References:

Beal et al. (2019). Global Patterns of Adolescent Fruit, Vegetable, Carbonated Soft Drink, and Fast-food consumption: A meta-analysis of global school-based student health surveys. Food and Nutrition Bulletin. <https://doi.org/10.1177/0379572119848287> sourced from Food Systems Dashboard <http://www.foodsystemsdashboard.org/food-system>

Mental health - depression disorders

Children, 2021



Area covered:

National

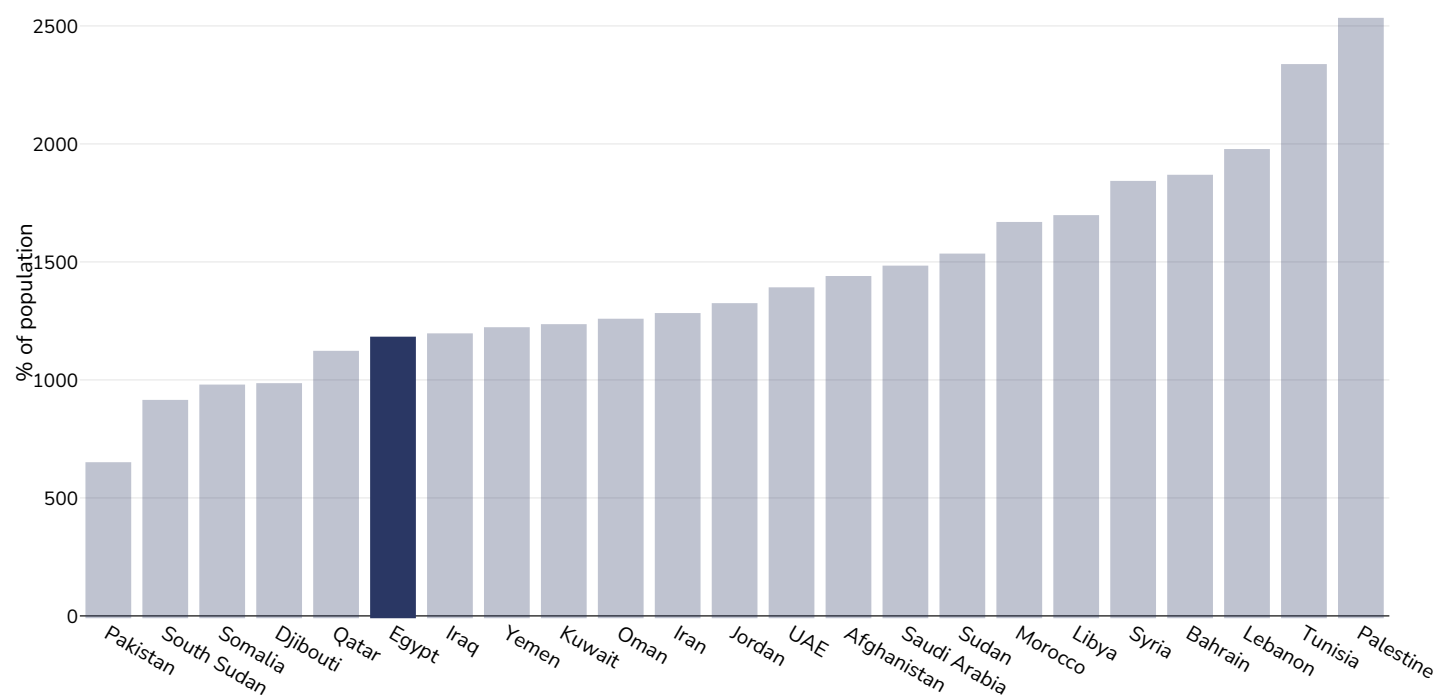
References:

Institute for Health Metrics and Evaluation (IHME). GBD Compare Data Visualization. Global Burden of Disease (GBD) Study 2021. Seattle, WA: IHME, University of Washington, 2023. Available from <http://vizhub.healthdata.org/gbd-compare>. (Last accessed 23.04.25)

Definitions:

Number living with depressive disorder per 100,000 population (Under 20 years of age)

Boys, 2021



Area covered:

National

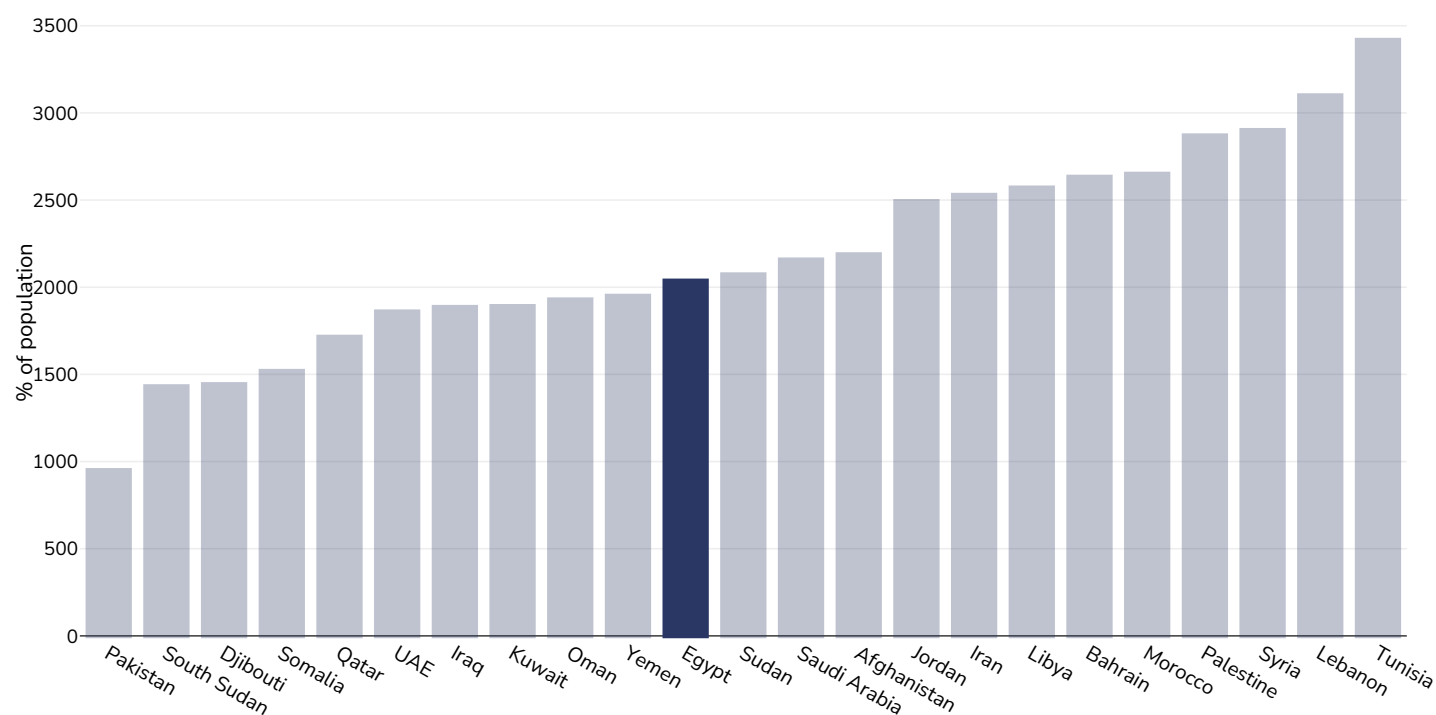
References:

Institute for Health Metrics and Evaluation (IHME). GBD Compare Data Visualization. Global Burden of Disease (GBD) Study 2021. Seattle, WA: IHME, University of Washington, 2023. Available from <http://vizhub.healthdata.org/gbd-compare>. (Last accessed 23.04.25)

Definitions:

Number living with depressive disorder per 100,000 population (Under 20 years of age)

Girls, 2021



Area covered:

National

References:

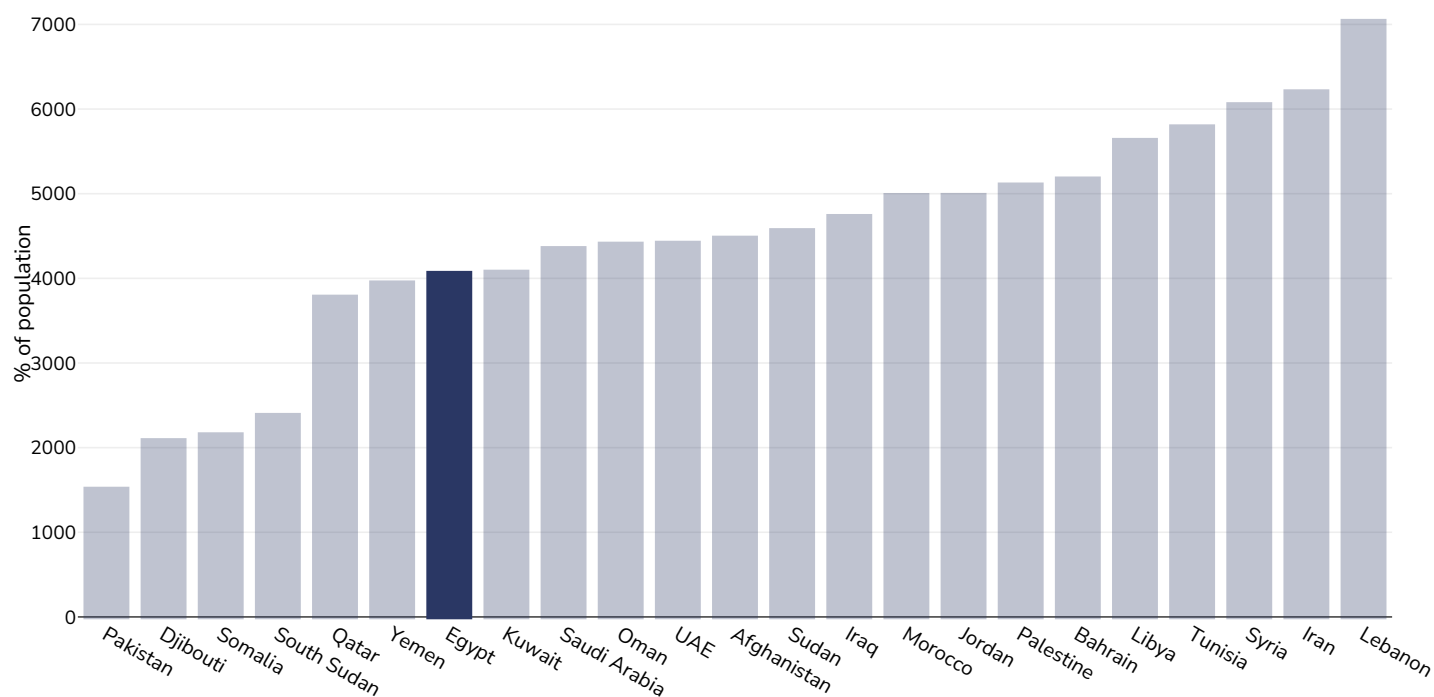
Institute for Health Metrics and Evaluation (IHME). GBD Compare Data Visualization. Global Burden of Disease (GBD) Study 2021. Seattle, WA: IHME, University of Washington, 2023. Available from <http://vizhub.healthdata.org/gbd-compare>. (Last accessed 23.04.25)

Definitions:

Number living with depressive disorder per 100,000 population (Under 20 years of age)

Mental health - anxiety disorders

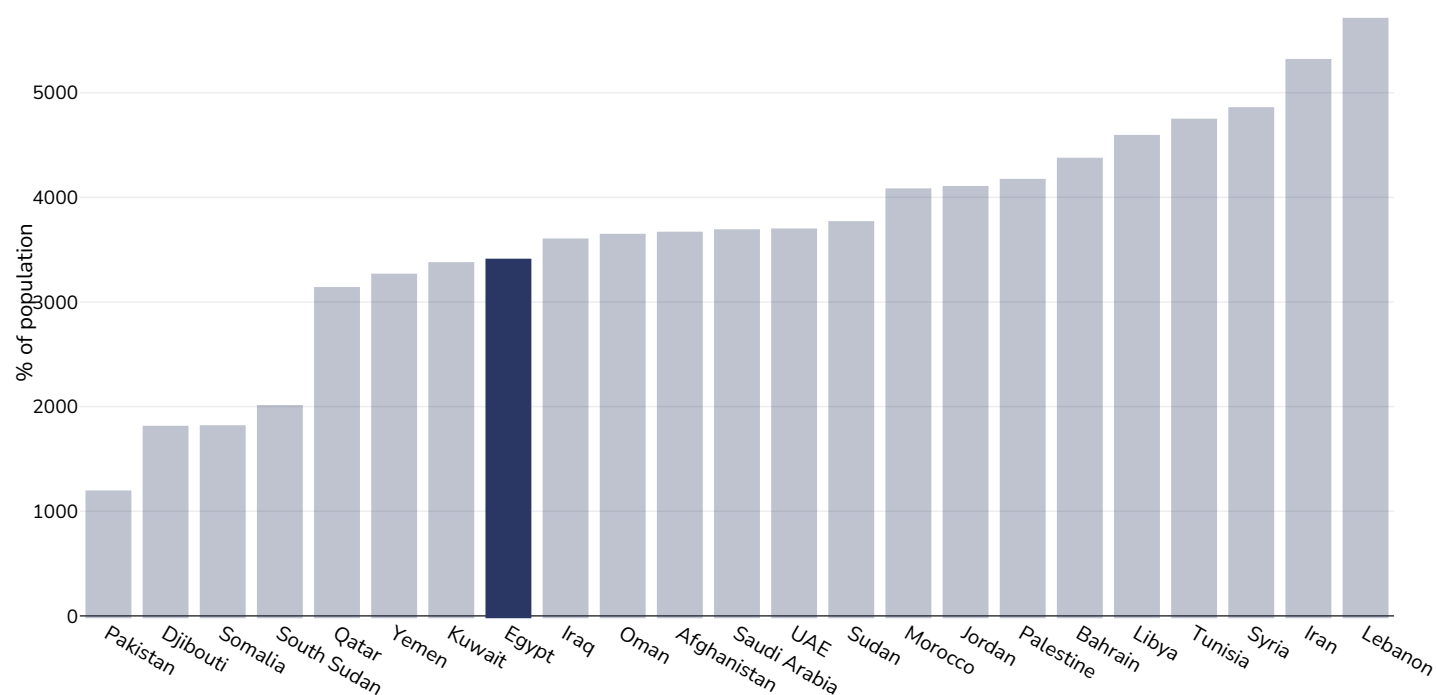
Children, 2021



References:

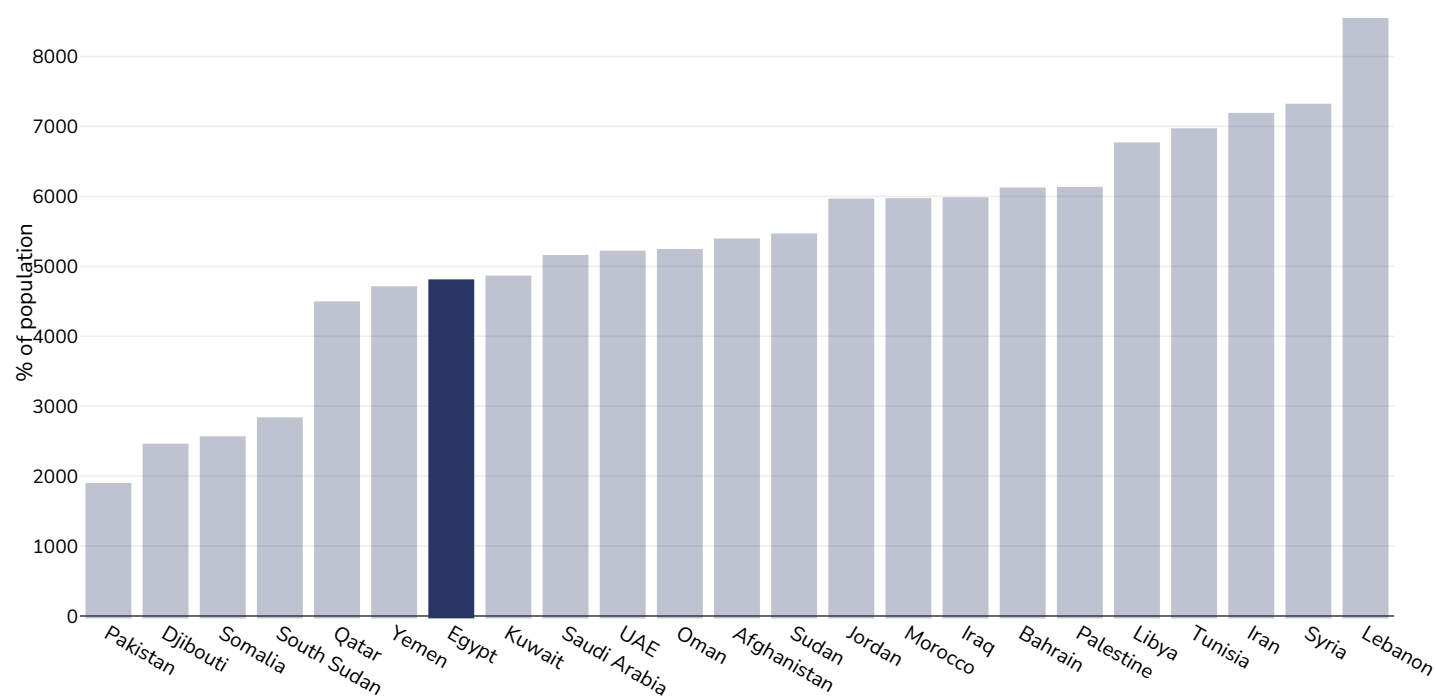
Institute for Health Metrics and Evaluation (IHME). GBD Compare Data Visualization. Global Burden of Disease (GBD) Study 2021. Seattle, WA: IHME, University of Washington, 2023. Available from <http://vizhub.healthdata.org/gbd-compare>. (Last accessed 23.04.25)

Boys, 2021



References: Institute for Health Metrics and Evaluation (IHME). GBD Compare Data Visualization. Global Burden of Disease (GBD) Study 2021. Seattle, WA: IHME, University of Washington, 2023. Available from <http://vizhub.healthdata.org/gbd-compare>. (Last accessed 23.04.25)

Girls, 2021



References: Institute for Health Metrics and Evaluation (IHME). GBD Compare Data Visualization. Global Burden of Disease (GBD) Study 2021. Seattle, WA: IHME, University of Washington, 2023. Available from <http://vizhub.healthdata.org/gbd-compare>. (Last accessed 23.04.25)

PDF created on June 17, 2025