




# Dominican Republic



## Country report card - children

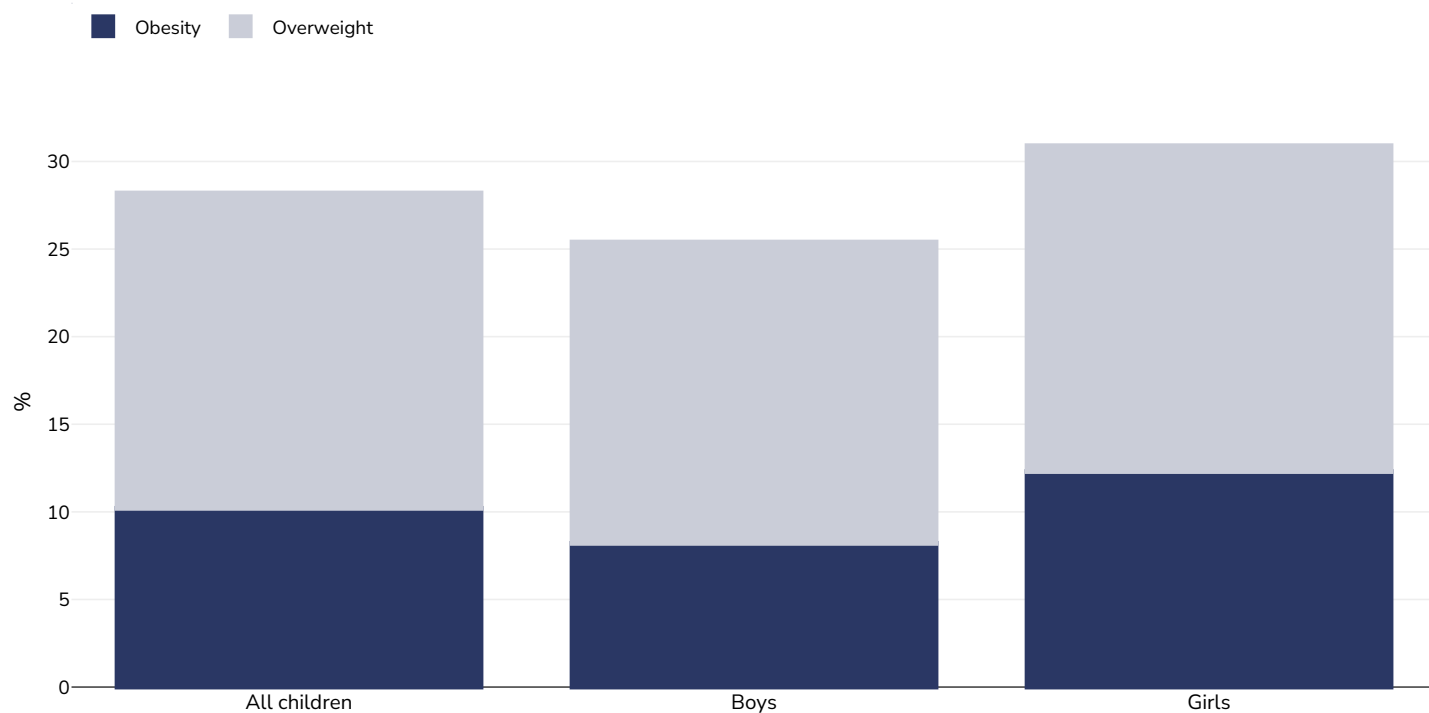
*This report card contains the latest data available on the Global Obesity Observatory on overweight and obesity for children, including adolescents (aged 5 to 18 years). Where available, data on common and relevant obesity drivers and comorbidities are also presented.*

*View the latest version of this report on the Global Obesity Observatory at <https://data.worldobesity.org/country/dominican-republic-58/>.*

Contents	Page
Obesity prevalence	3
Overweight/obesity by education	4
Overweight/obesity by region	5
Overweight/obesity by socio-economic group	6
Double burden of underweight & overweight	7
Mental health - depression disorders	8
Mental health - anxiety disorders	11

## Obesity prevalence

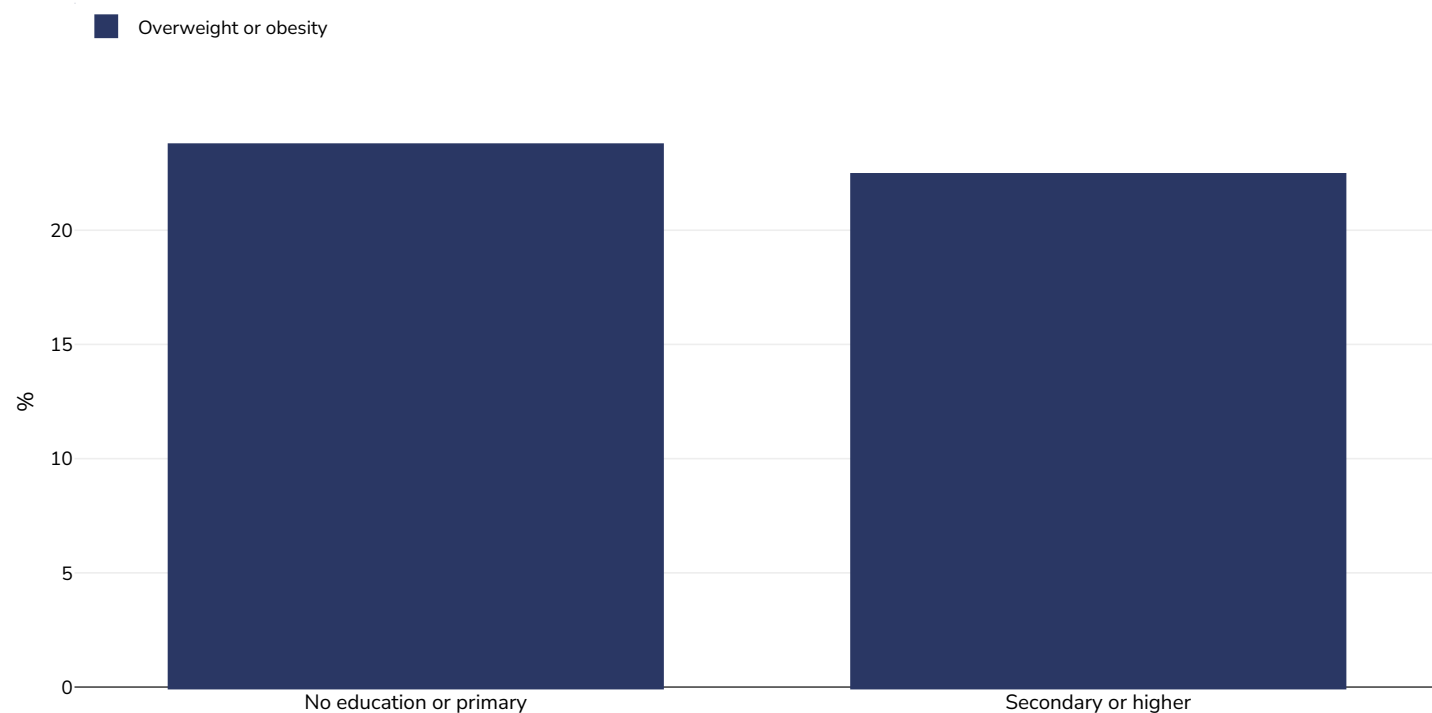
### Children, 2016



Survey type:	Self-reported
Age:	13-17
Sample size:	1481
Area covered:	National
References:	Global School-based Student Health Survey (GSHS), Factsheet available at <a href="https://www.who.int/ncds/surveillance/gshs/Dominican_Republic_2016_GSHS_FS.pdf?ua=1">https://www.who.int/ncds/surveillance/gshs/Dominican_Republic_2016_GSHS_FS.pdf?ua=1</a> (last accessed 06.11.20)
Cutoffs:	WHO

## Overweight/obesity by education

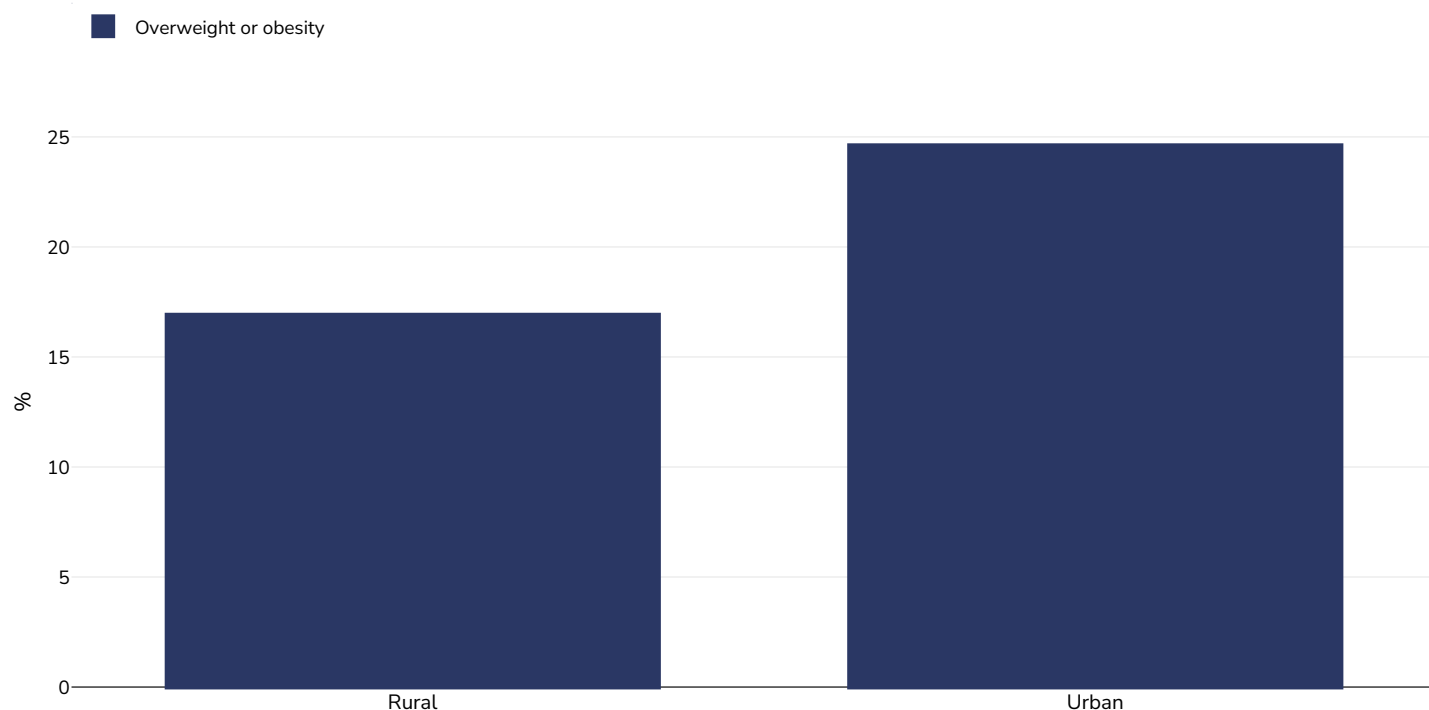
### Girls, 2013



<b>Survey type:</b>	Measured
<b>Age:</b>	15-19
<b>Sample size:</b>	1295
<b>Area covered:</b>	National
<b>References:</b>	Benedict, Rukundo K., Allison Schmale, and Sorrel Namaste. 2018. Adolescent Nutrition 2000-2017: DHS Data on Adolescents Age 15-19. DHS Comparative Report No. 47. Rockville, Maryland, USA: ICF. Centro de Estudios Sociales y Demográficos - CESDEM/República Dominicana and ICF International, 2014. Encuesta Demográfica y de Salud 2013. Santo Domingo, República Dominicana: CESDEM/República Dominicana and ICF International. (In Spanish)
<b>Definitions:</b>	BMI for age: between +1 SD and +2 SD is overweight and greater than +2 SD is obesity
<b>Cutoffs:</b>	WHO 2007

## Overweight/obesity by region

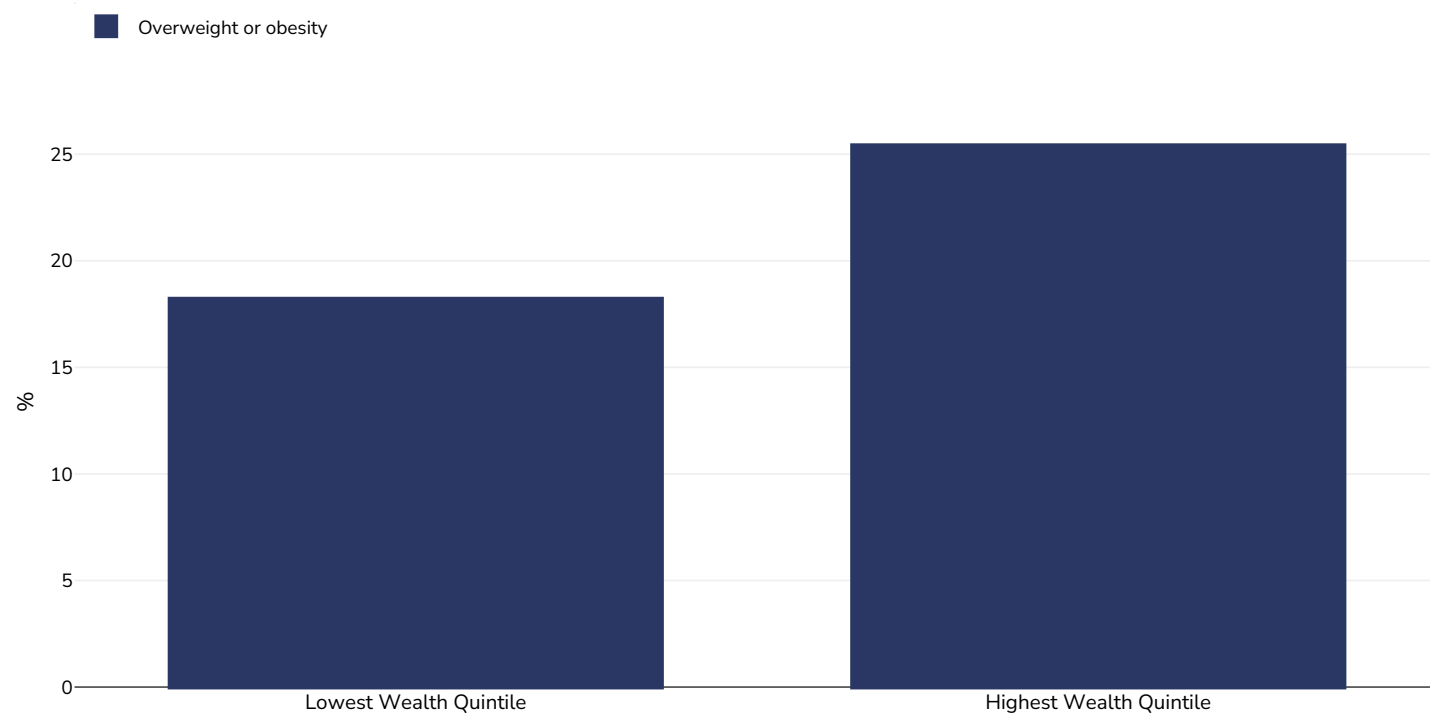
### Girls, 2013



<b>Survey type:</b>	Measured
<b>Age:</b>	15-19
<b>Sample size:</b>	1295
<b>Area covered:</b>	National
<b>References:</b>	Benedict, Rukundo K., Allison Schmale, and Sorrel Namaste. 2018. Adolescent Nutrition 2000-2017: DHS Data on Adolescents Age 15-19. DHS Comparative Report No. 47. Rockville, Maryland, USA: ICF. Centro de Estudios Sociales y Demográficos - CESDEM/República Dominicana and ICF International, 2014. Encuesta Demográfica y de Salud 2013. Santo Domingo, República Dominicana: CESDEM/República Dominicana and ICF International. (In Spanish)
<b>Definitions:</b>	BMI for age: between +1 SD and +2 SD is overweight and greater than +2 SD is obesity
<b>Cutoffs:</b>	WHO 2007

## Overweight/obesity by socio-economic group

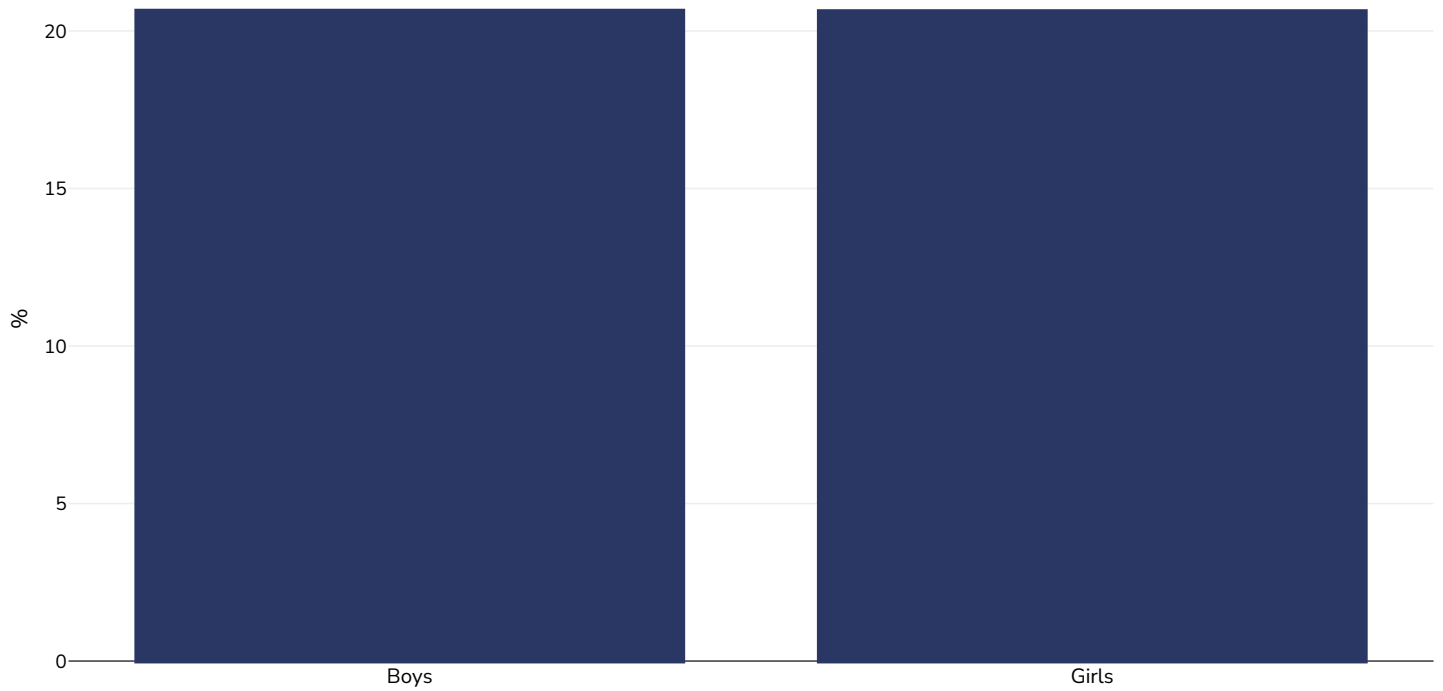
### Girls, 2013



<b>Survey type:</b>	Measured
<b>Age:</b>	15-19
<b>Sample size:</b>	1295
<b>Area covered:</b>	National
<b>References:</b>	Benedict, Rukundo K., Allison Schmale, and Sorrel Namaste. 2018. Adolescent Nutrition 2000-2017: DHS Data on Adolescents Age 15-19. DHS Comparative Report No. 47. Rockville, Maryland, USA: ICF. Centro de Estudios Sociales y Demográficos - CESDEM/República Dominicana and ICF International, 2014. Encuesta Demográfica y de Salud 2013. Santo Domingo, República Dominicana: CESDEM/República Dominicana and ICF International. (In Spanish)
<b>Definitions:</b>	BMI for age: between +1 SD and +2 SD is overweight and greater than +2 SD is obesity
<b>Cutoffs:</b>	WHO 2007

## Double burden of underweight & overweight

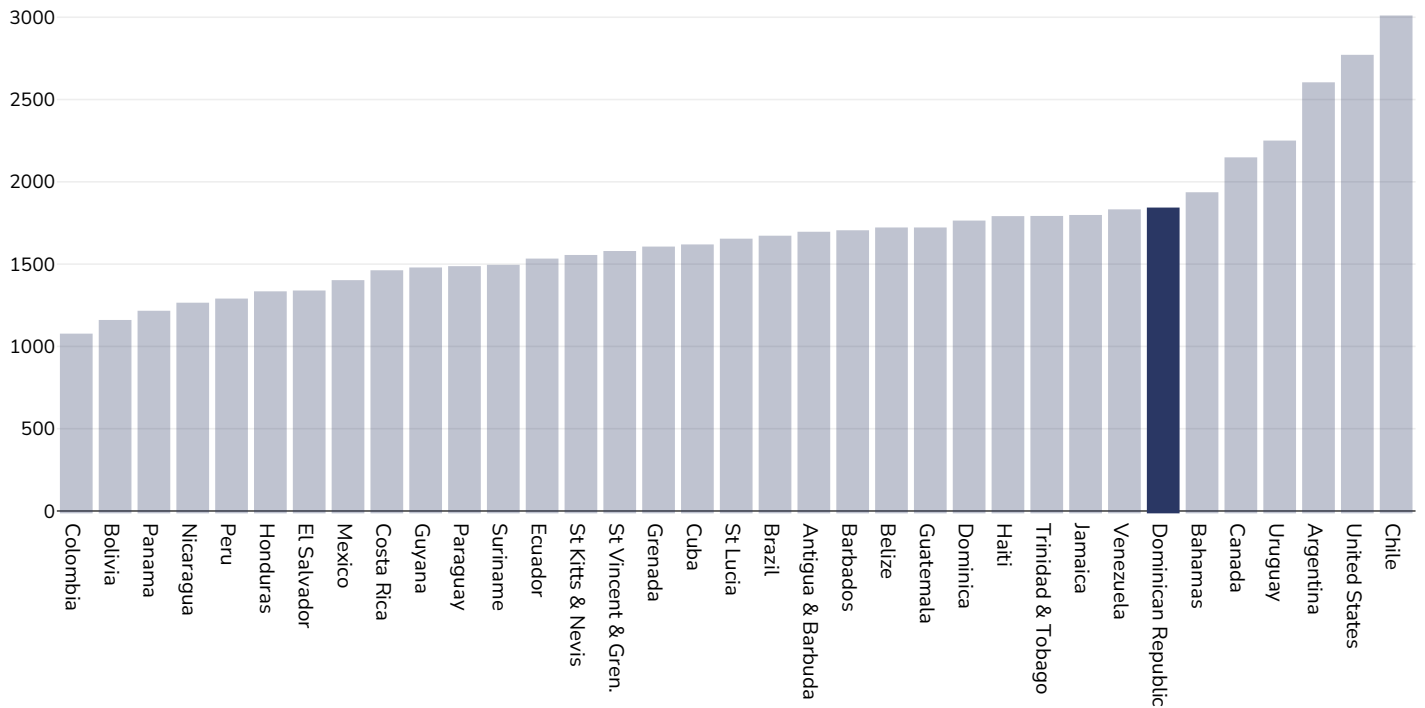
### Children, 2022



<b>Survey type:</b>	Measured
<b>Age:</b>	5-19
<b>References:</b>	NCD Risk Factor Collaboration (NCD-RisC). Worldwide trends in underweight and obesity from 1990 to 2022: a pooled analysis of 3663 population representative studies with 222 million children, adolescents, and adults. Lancet 2024; published online Feb 29. <a href="https://doi.org/10.1016/S0140-6736(23)02750-2">https://doi.org/10.1016/S0140-6736(23)02750-2</a> .
<b>Notes:</b>	Age standardised estimates
<b>Definitions:</b>	Combined prevalence of BMI < -2SD and BMI > 2SD (double burden of thinness and obesity)
<b>Cutoffs:</b>	BMI < -2SD and BMI > 2SD

## Mental health - depression disorders

### Children, 2023

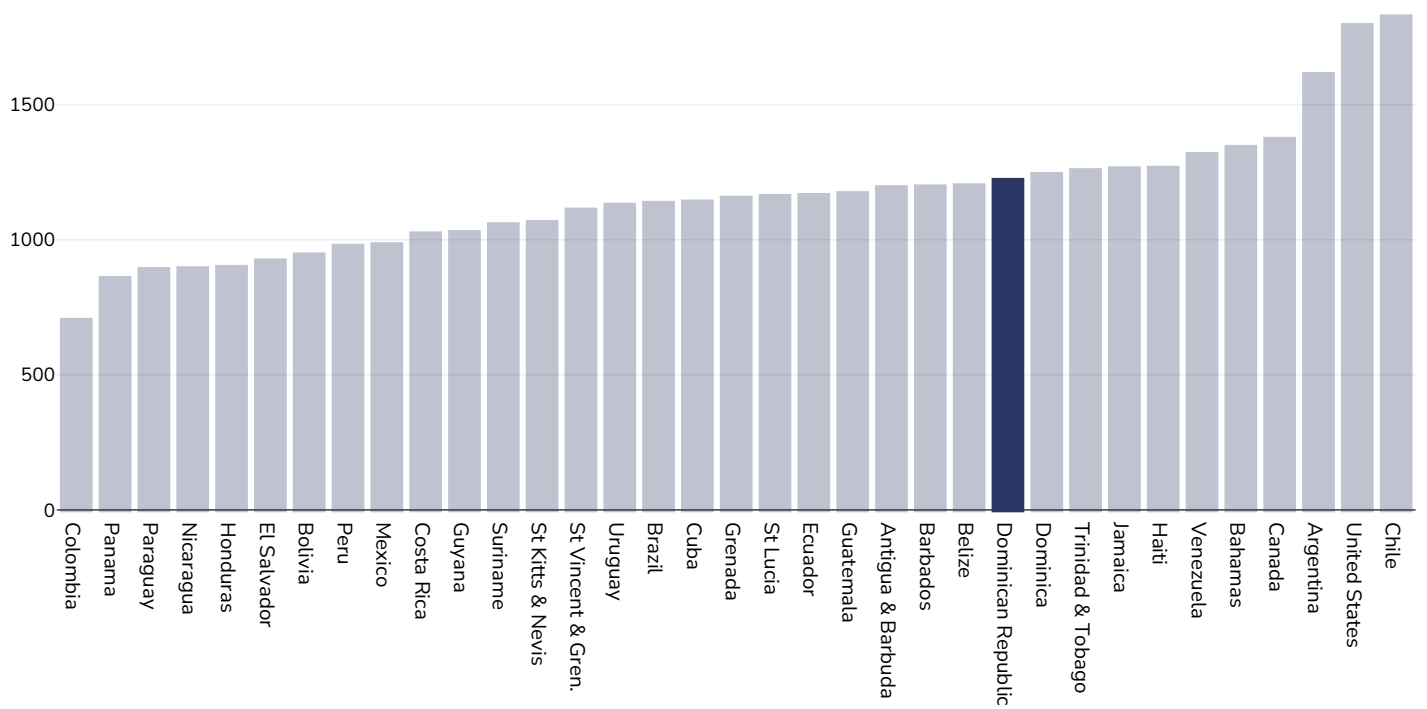


Area covered: National

References: Institute for Health Metrics and Evaluation (IHME). GBD Compare Data Visualization. Global Burden of Disease (GBD) Study 2023. Seattle, WA: IHME, University of Washington, 2025. Available from <https://vizhub.healthdata.org/gbd-compare/> [Accessed 17.03.26]

Definitions: Estimated number living with depressive disorders per 100,000 population (under 20 years of age)

**Boys, 2023**



Area covered:

National

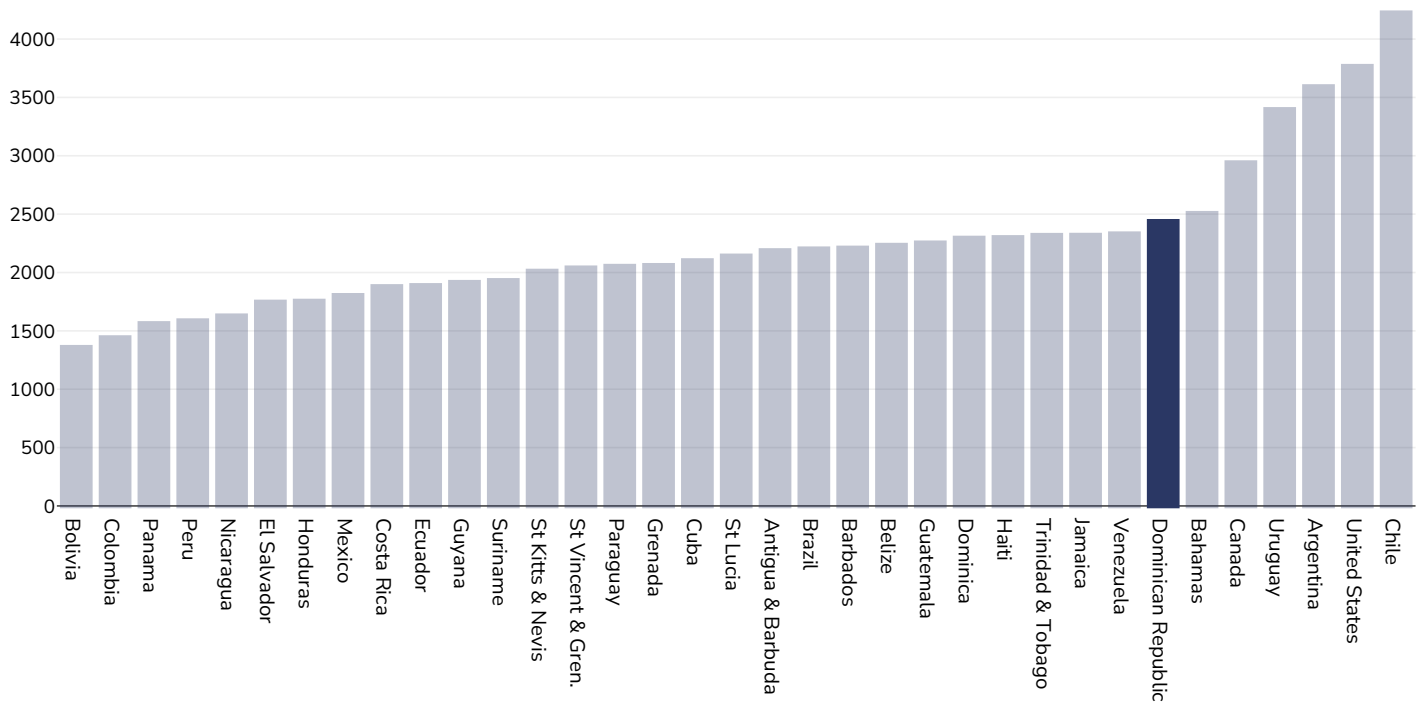
References:

Institute for Health Metrics and Evaluation (IHME). GBD Compare Data Visualization. Global Burden of Disease (GBD) Study 2023. Seattle, WA: IHME, University of Washington, 2025. Available from <https://vizhub.healthdata.org/gbd-compare/> [Accessed 17.03.26]

Definitions:

Estimated number living with depressive disorders per 100,000 population (under 20 years of age)

**Girls, 2023**



Area covered:

National

References:

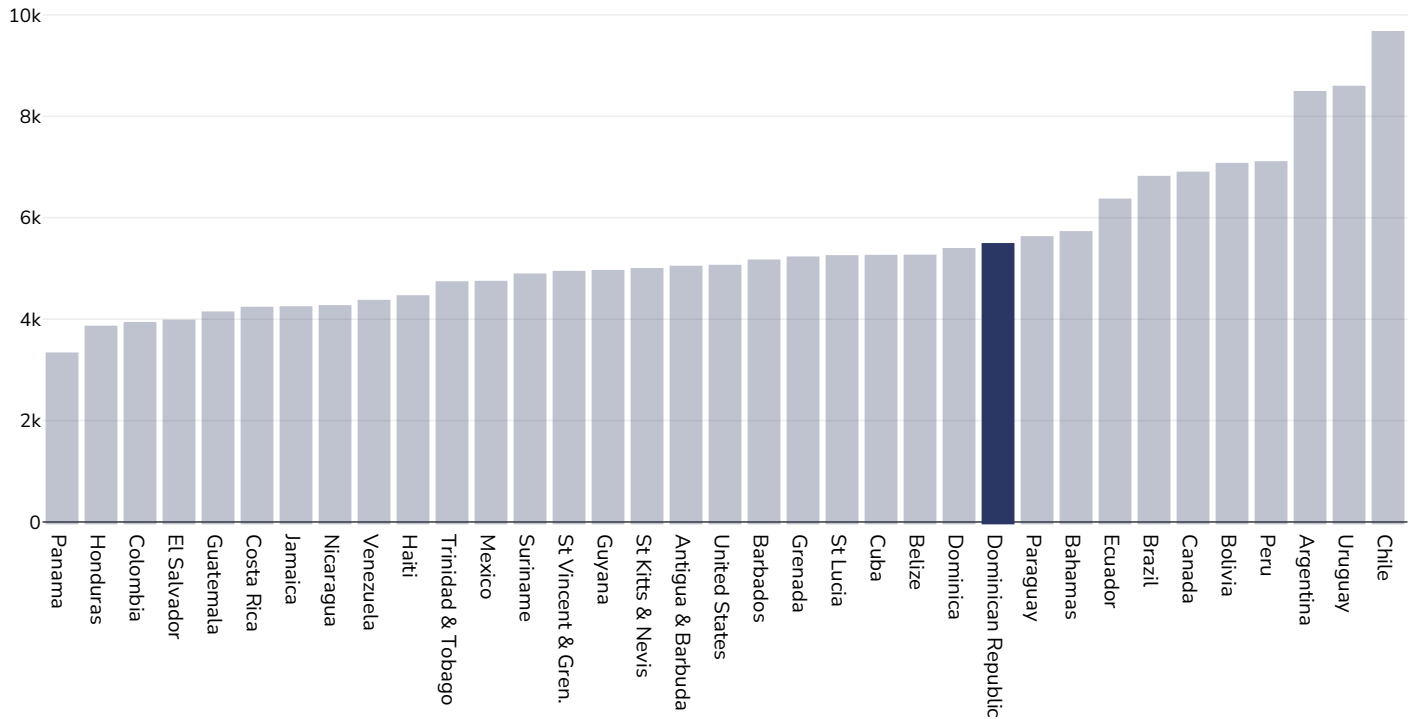
Institute for Health Metrics and Evaluation (IHME). GBD Compare Data Visualization. Global Burden of Disease (GBD) Study 2023. Seattle, WA: IHME, University of Washington, 2025. Available from <https://vizhub.healthdata.org/gbd-compare/> [Accessed 17.03.26]

Definitions:

Estimated number living with depressive disorders per 100,000 population (under 20 years of age)

## Mental health - anxiety disorders

### Children, 2023

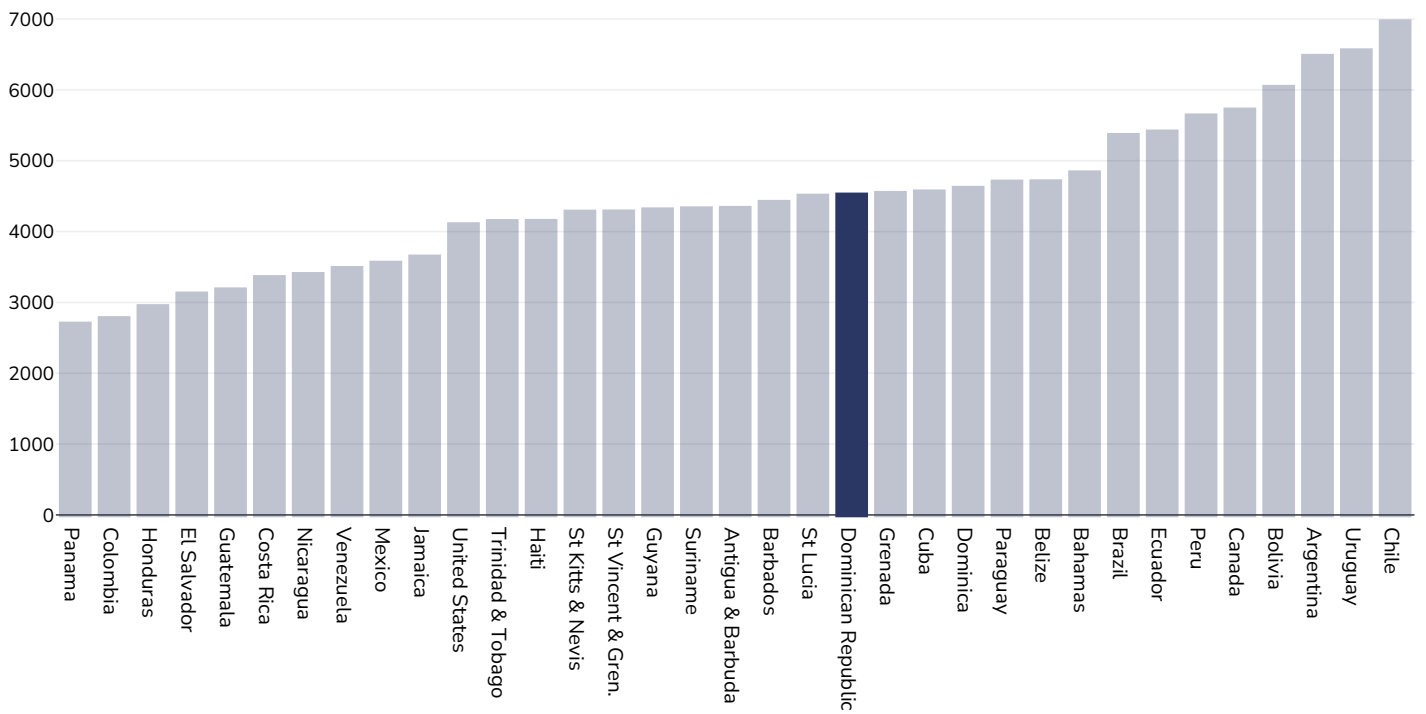


Area covered: National

References: Institute for Health Metrics and Evaluation (IHME). GBD Compare Data Visualization. Global Burden of Disease (GBD) Study 2023. Seattle, WA: IHME, University of Washington, 2025. Available from <https://vizhub.healthdata.org/gbd-compare/> [Accessed 17.03.26]

Definitions: Estimated number living with anxiety disorders per 100,000 population (under 20 years of age)

**Boys, 2023**

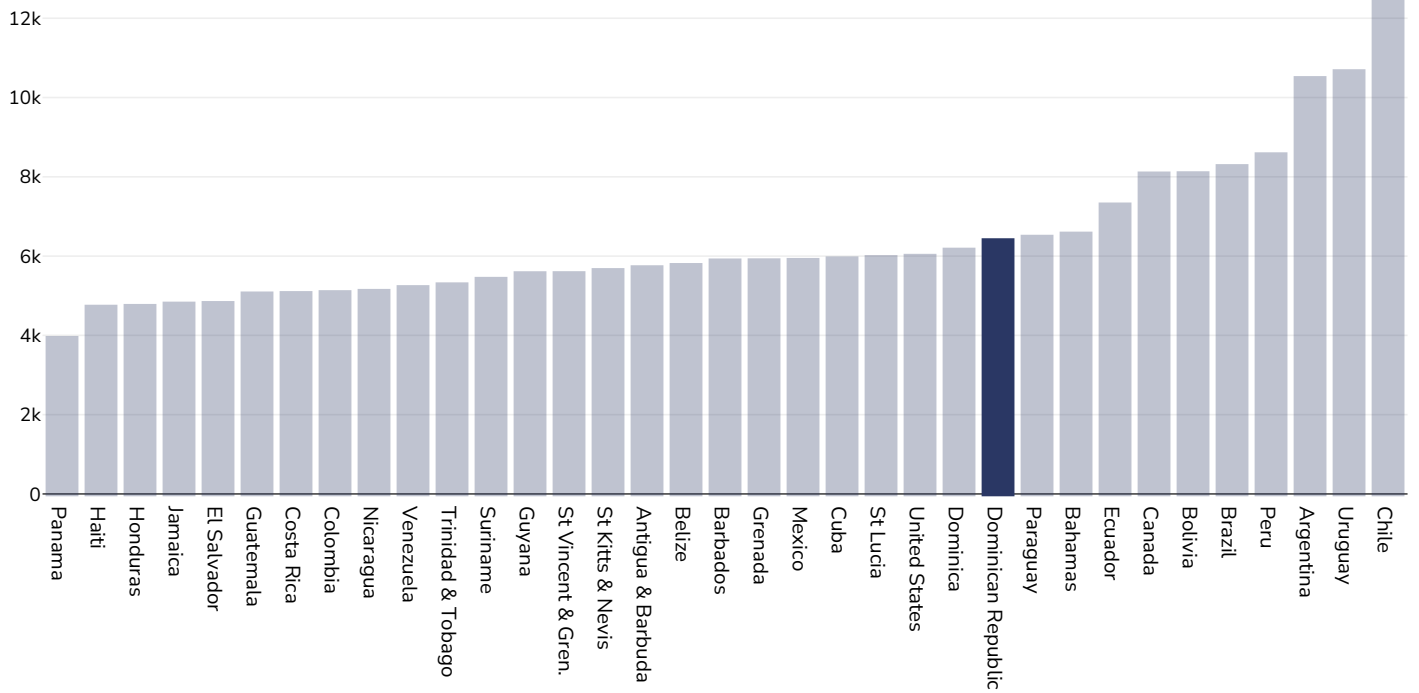


**Area covered:** National

**References:** Institute for Health Metrics and Evaluation (IHME). GBD Compare Data Visualization. Global Burden of Disease (GBD) Study 2023. Seattle, WA: IHME, University of Washington, 2025. Available from <https://vizhub.healthdata.org/gbd-compare/> [Accessed 17.03.26]

**Definitions:** Estimated number living with anxiety disorders per 100,000 population (under 20 years of age)

**Girls, 2023**



<b>Area covered:</b>	National
<b>References:</b>	Institute for Health Metrics and Evaluation (IHME). GBD Compare Data Visualization. Global Burden of Disease (GBD) Study 2023. Seattle, WA: IHME, University of Washington, 2025. Available from <a href="https://vizhub.healthdata.org/gbd-compare/">https://vizhub.healthdata.org/gbd-compare/</a> [Accessed 17.03.26]
<b>Definitions:</b>	Estimated number living with anxiety disorders per 100,000 population (under 20 years of age)

PDF created on May 15, 2026