




# Djibouti



## Country report card - under-5s

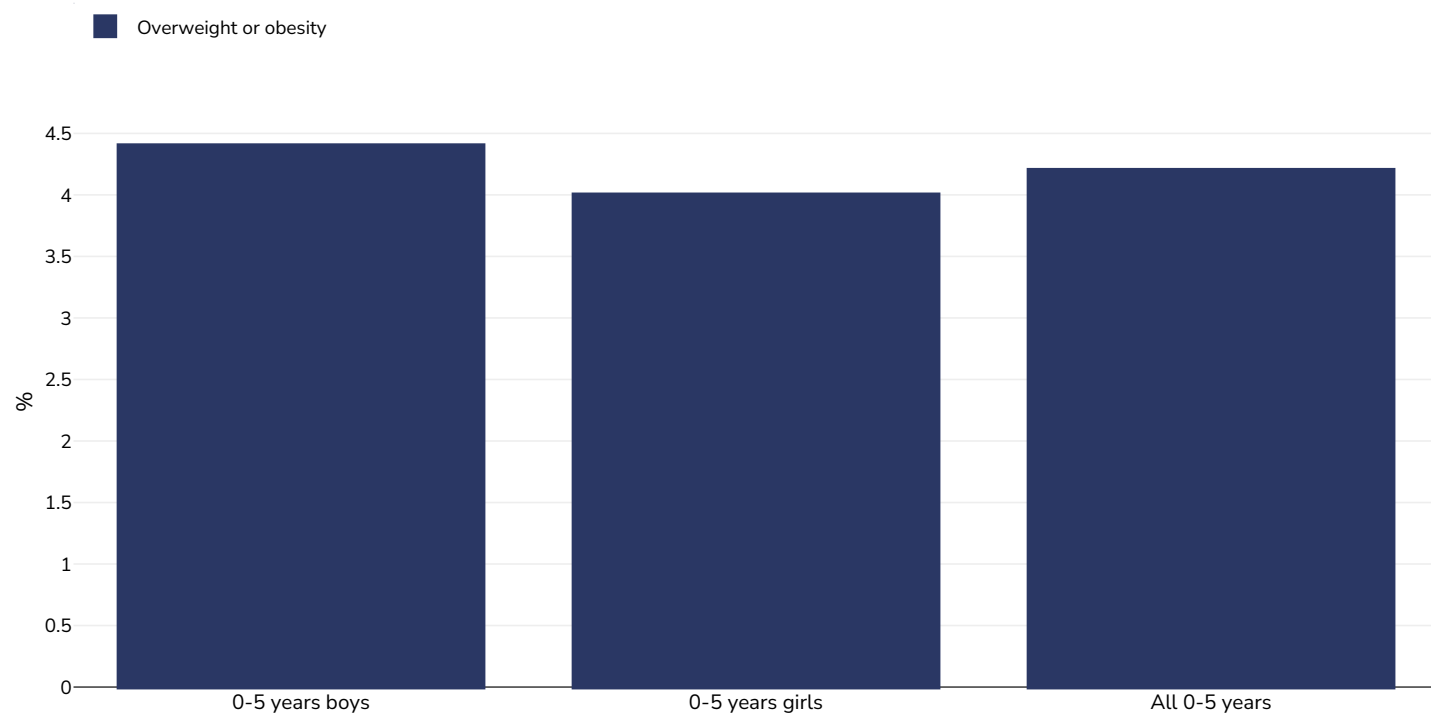
*This report card contains the latest data available on the Global Obesity Observatory on overweight and obesity for children under 5. Where available, data on common and relevant obesity drivers and comorbidities are also presented.*

*View the latest version of this report on the Global Obesity Observatory at <https://data.worldobesity.org/country/djibouti-56/>*

Contents	Page
Obesity prevalence	3
Overweight/obesity by region	4
Double burden of underweight & overweight	5
% Infants exclusively breastfed 0-5 months	6

## Obesity prevalence

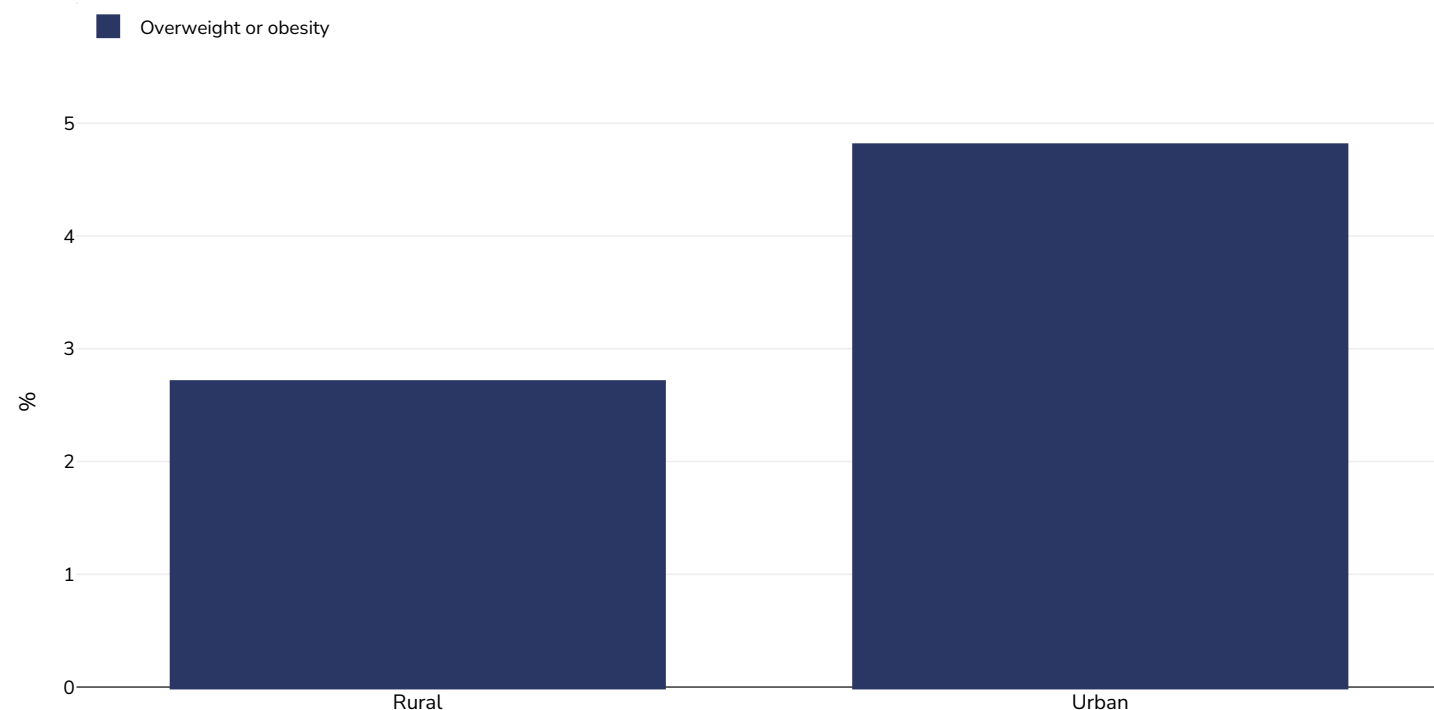
### 0-5 years, 2023



Survey type:	Measured
Age:	0-5
Sample size:	1753
Area covered:	National
References:	RAPPORT DE L'ENQUETE MULTISECTORIELLE
Notes:	UNICEF/WHO/World Bank Joint Child Malnutrition Estimates Expanded Database: Overweight estimates: National and Disaggregated, July 2025, New York. Weighted sample size. For more information, please consult <a href="https://data.unicef.org/resources/jme/">https://data.unicef.org/resources/jme/</a> . NB. Age 0-5 months not covered, unadjusted for age
Definitions:	Percentage of children under 5 years of age falling above 2 standard deviations (moderate and severe) from the median weight-for-height of the reference population.
Cutoffs:	=>+2SD

## Overweight/obesity by region

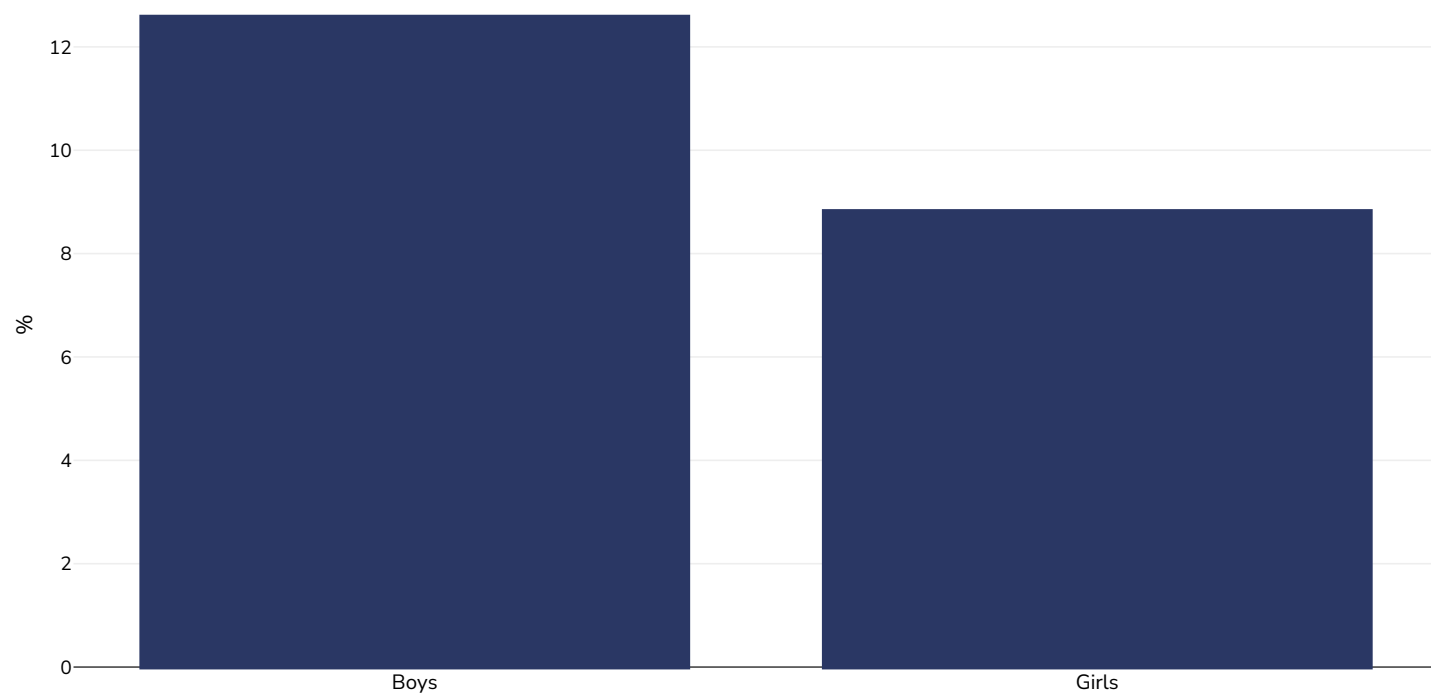
0-5 years, 2023



Survey type:	Measured
Sample size:	1753
Area covered:	National
References:	RAPPORT DE L'ENQUETE MULTISECTORIELLE
Notes:	UNICEF/WHO/World Bank Joint Child Malnutrition Estimates Expanded Database: Overweight estimates: National and Disaggregated, July 2025, New York. Weighted sample size. For more information, please consult <a href="https://data.unicef.org/resources/jme/">https://data.unicef.org/resources/jme/</a> . NB. Age 0-5 months not covered, unadjusted for age
Definitions:	Percentage of children under 5 years of age falling above 2 standard deviations (moderate and severe) from the median weight-for-height of the reference population.
Cutoffs:	=>+2SD

## Double burden of underweight & overweight

0-5 years, 2019-2019



Survey type: Measured

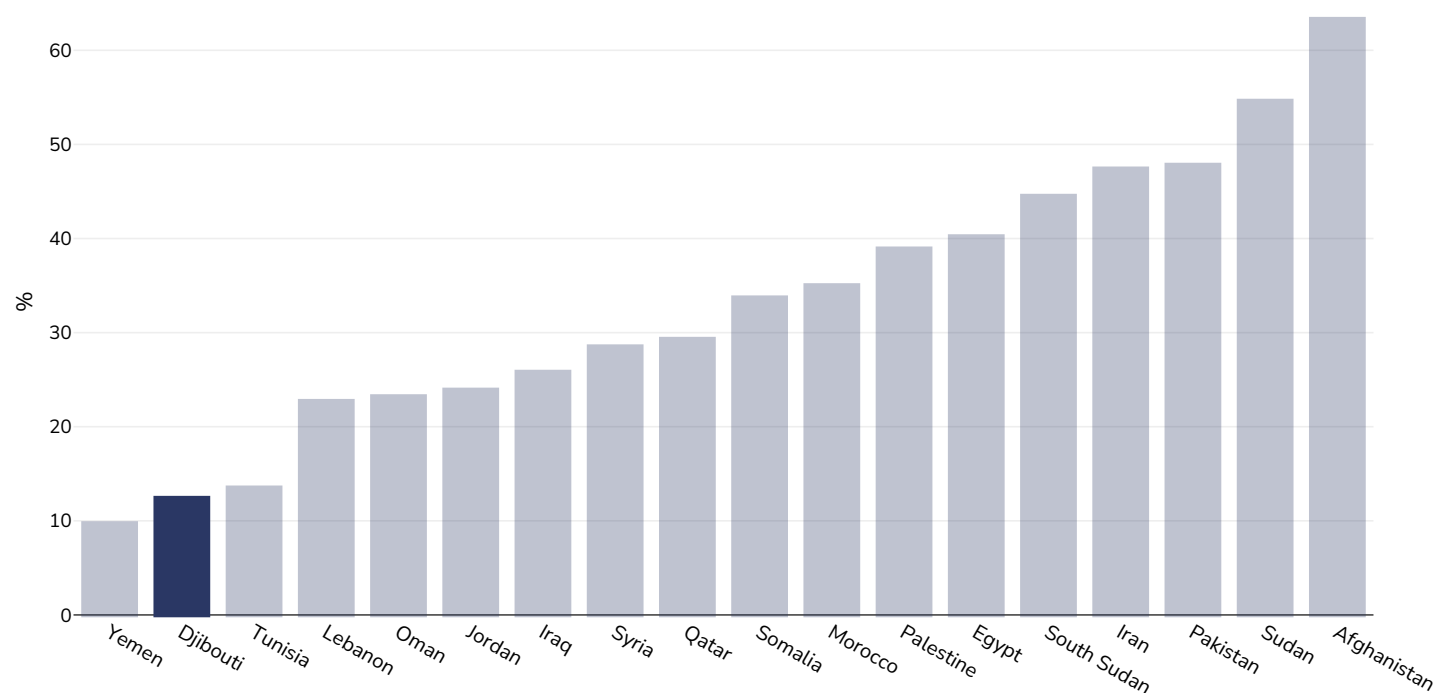
Age: 0-5

References: UNICEF data available at <https://data.unicef.org/topic/nutrition/malnutrition/> (last accessed 12.03.25)

Notes: Children under 5 falling below -2 standard deviations from the median height for age and falling at or above +2 standard deviations from the median weight-for-height of the reference population

## % Infants exclusively breastfed 0-5 months

0-5 years, 2010-2023



**References:**

Deuxieme Enquete Djiboutienne sur la Sante de la Famille EDSF PAPFAM 2012

**Notes:**

Full details are available. Original citation United Nations Children's Fund, Division of Data, Analysis, Planning and Monitoring (2023).  
Global UNICEF Global Databases: Infant and Young Child Feeding: Exclusive breastfeeding, New York, October 2023.

PDF created on August 5, 2025