

Report card


Cote d'Ivoire



Contents	Page
Obesity prevalence	2
Trend: % Adults living with obesity in Cote d'Ivoire 1994-2011	5
Trend: % Adults living with overweight or obesity in Cote d'Ivoire 1994-2011	8
Overweight/obesity by education	11
Overweight/obesity by age	14
Overweight/obesity by region	15
Overweight/obesity by socio-economic group	18
Insufficient physical activity	21
Estimated per capita fruit intake	24
Estimated per-capita processed meat intake	25
Estimated per capita whole grains intake	26
Mental health - depression disorders	27
Mental health - anxiety disorders	28
Oesophageal cancer	29
Breast cancer	31
Colorectal cancer	32
Pancreatic cancer	34
Gallbladder cancer	36
Kidney cancer	38
Cancer of the uterus	40
Raised blood pressure	41
Raised cholesterol	44
Diabetes prevalence	47
Contextual factors	48


Obesity prevalence

Women, 2021



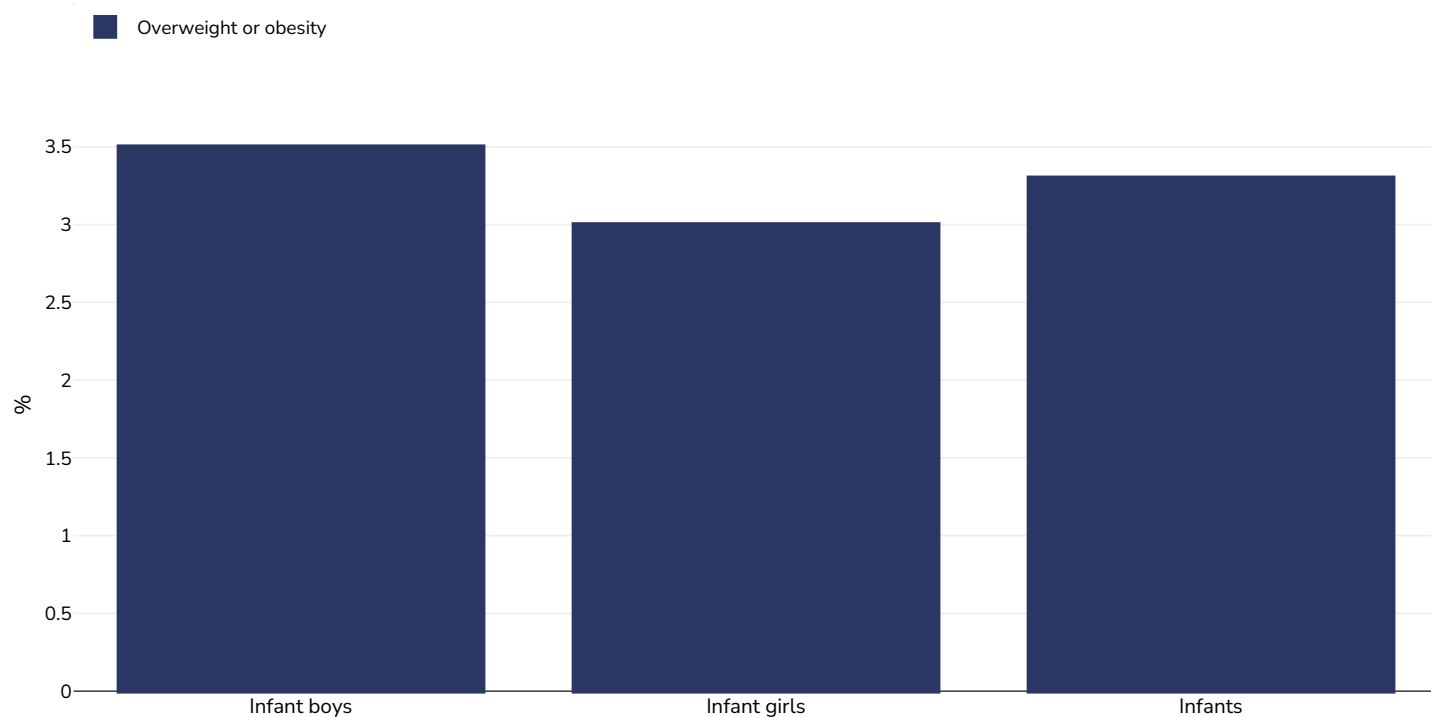
Survey type:	Measured
Age:	20-49
Sample size:	5042
Area covered:	National
References:	Institut National de la Statistique-INS et ICF 2023. Enquête Démographique et de Santé de Côte d'Ivoire, 2021. Rockville, Maryland, USA : INS/Côte d'Ivoire et ICF.
Notes:	Pregnant women and women who had given birth in the previous 2 months are excluded.
<i>Unless otherwise noted, overweight refers to a BMI between 25kg and 29.9kg/m², obesity refers to a BMI greater than 30kg/m².</i>	

Girls, 2021



Survey type:	Measured
Age:	15-19
Sample size:	1429
Area covered:	National
References:	Institut National de la Statistique-INS et ICF 2023. Enquête Démographique et de Santé de Côte d'Ivoire, 2021. Rockville, Maryland, USA : INS/Côte d'Ivoire et ICF.
Notes:	Pregnant women and women who had given birth in the previous 2 months are excluded.
Definitions:	BMI for age expressed in terms of standard deviation (SD) units relative to the median of WHO growth standards. Overweight is between 1-2 SD above median and obesity is >2SD above.
Cutoffs:	WHO

Infants, 2021



Age: 0-5


Sample size: 4918

References: DHS: Enquête Démographique et de Santé de Côte d'Ivoire, 2021. Rockville, Maryland, USA : INS/Côte d'Ivoire et ICF

Notes: UNICEF/WHO/World Bank Joint Child Malnutrition Estimates Expanded Database: Overweight (Survey Estimates), May 2023, New York. For more information about the methodology, please consult <https://data.unicef.org/resources/jme-2023-country-consultations/> Percentage of children under 5 years of age falling above 2 standard deviations (moderate and severe) from the median weight-for-height of the reference population.

Definitions: =>+2SD

% Adults living with obesity in Cote d'Ivoire 1994-2011



Survey
type:

Measured

References: 1994: Sombo, N'Cho, Lucien Kouassi, Albert Kouamé Koffi, Juan Schoemaker, Monique Barrère, Bernard Barrère, and Prosper Poukouta. 1995. Enquête Démographique et de Santé, Côte d'Ivoire 1994. Calverton, Maryland, USA: Institut National de la Statistique/Côte d'Ivoire and Macro International. 1998: Institut National de la Statistique/Côte d'Ivoire and ORC Macro. 2001. Enquête Démographique et de Santé, Côte d'Ivoire 1998-1999. Calverton, Maryland, USA: Institut National de la Statistique/Côte d'Ivoire and ORC Macro. 2011: Institut National de la Statistique - INS/Côte d'Ivoire and ICF International. 2012. Enquête Démographique et de Santé et à Indicateurs Multiples de Côte d'Ivoire 2011-2012. Calverton, Maryland, USA: INS/Côte d'Ivoire and ICF International.


Notes:

Adults aged 15-49

Unless otherwise noted, overweight refers to a BMI between 25kg and 29.9kg/m², obesity refers to a BMI greater than 30kg/m².

Different methodologies may have been used to collect this data and so data from different surveys may not be strictly comparable. Please check with original data sources for methodologies used.

% Adults living with overweight or obesity in Cote d'Ivoire 1994-2011



Survey
type:

Measured

References: 1994: Sombo, N'Cho, Lucien Kouassi, Albert Kouamé Koffi, Juan Schoemaker, Monique Barrère, Bernard Barrère, and Prosper Poukouta. 1995. Enquête Démographique et de Santé, Côte d'Ivoire 1994. Calverton, Maryland, USA: Institut National de la Statistique/Côte d'Ivoire and Macro International. 1998: Institut National de la Statistique/Côte d'Ivoire and ORC Macro. 2001. Enquête Démographique et de Santé, Côte d'Ivoire 1998-1999. Calverton, Maryland, USA: Institut National de la Statistique/Côte d'Ivoire and ORC Macro. 2011: Institut National de la Statistique - INS/Côte d'Ivoire and ICF International. 2012. Enquête Démographique et de Santé et à Indicateurs Multiples de Côte d'Ivoire 2011-2012. Calverton, Maryland, USA: INS/Côte d'Ivoire and ICF International.

Notes:

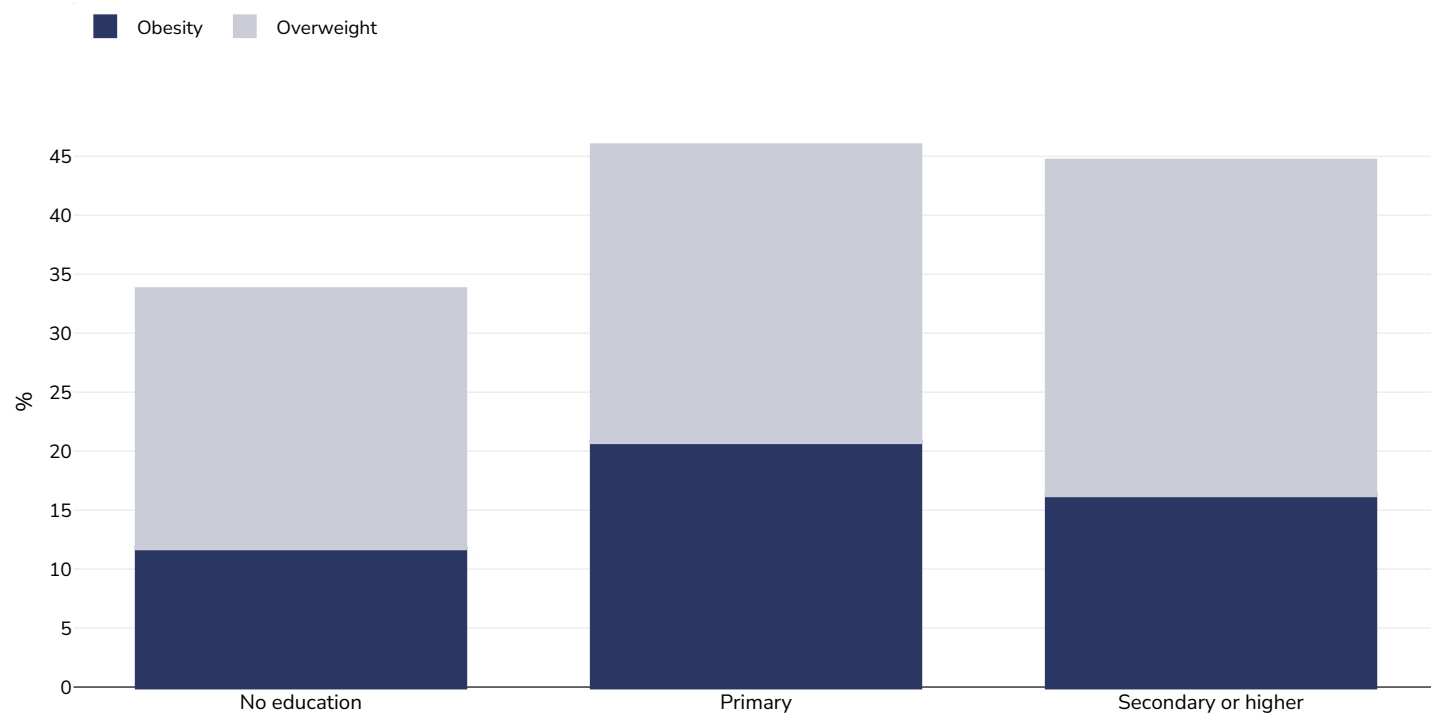
Adults aged 15-49

Unless otherwise noted, overweight refers to a BMI between 25kg and 29.9kg/m², obesity refers to a BMI greater than 30kg/m².

Different methodologies may have been used to collect this data and so data from different surveys may not be strictly comparable. Please check with original data sources for methodologies used.

Overweight/obesity by education

Women, 2021



Survey type: Measured

Age: 20-49

Sample size: 5042

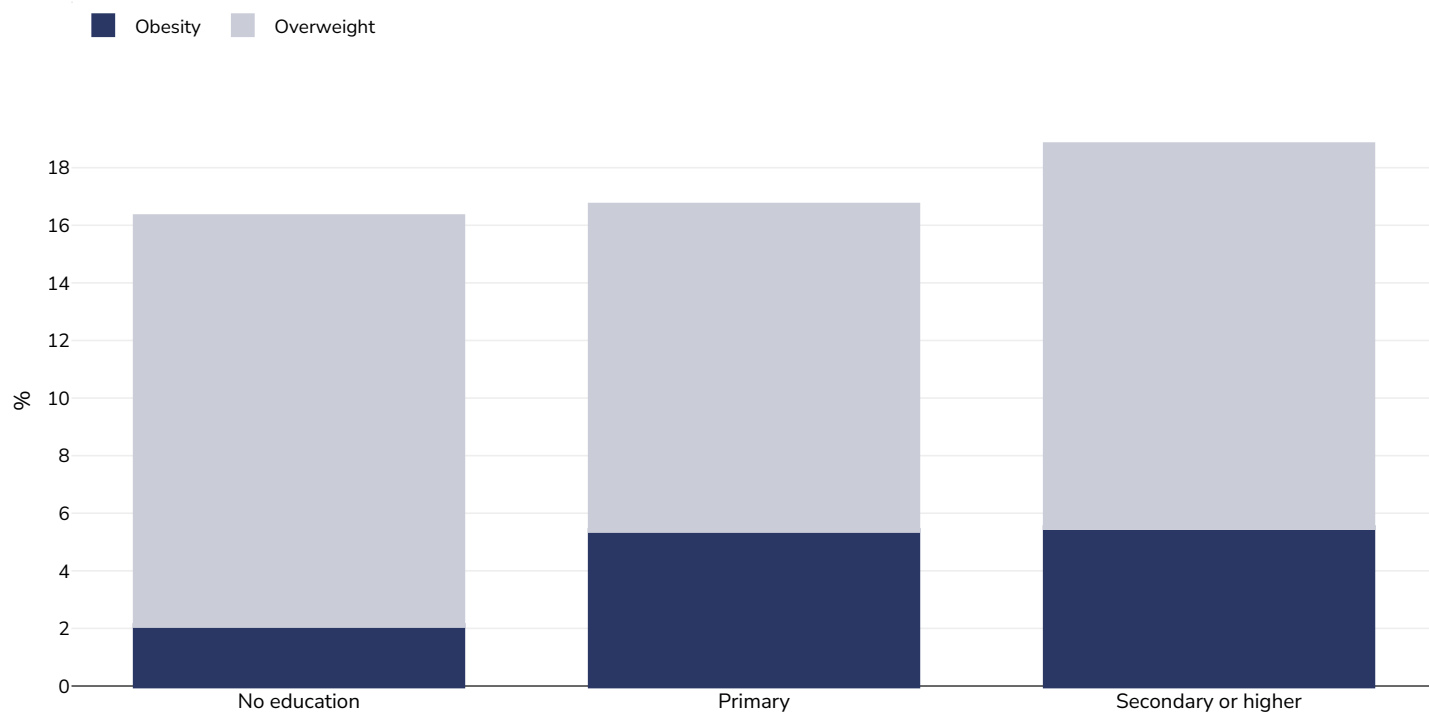
Area covered: National

References: Institut National de la Statistique-INS et ICF 2023. Enquête Démographique et de Santé de Côte d'Ivoire, 2021. Rockville, Maryland, USA : INS/Côte d'Ivoire et ICF.

Notes: Pregnant women and women who had given birth in the previous 2 months are excluded.

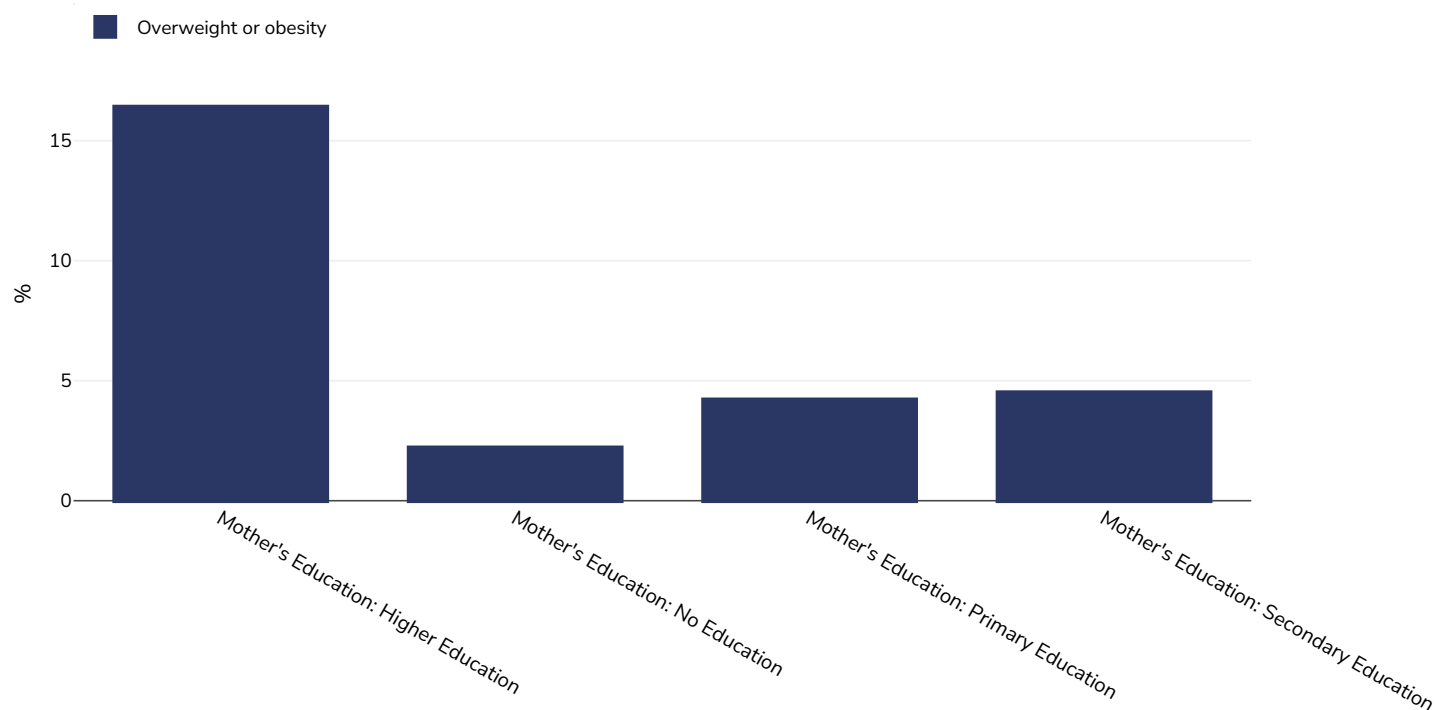
Unless otherwise noted, overweight refers to a BMI between 25kg and 29.9kg/m², obesity refers to a BMI greater than 30kg/m².

Girls, 2021



Survey type:	Measured
Age:	15-19
Sample size:	1429
Area covered:	National
References:	Institut National de la Statistique-INS et ICF 2023. Enquête Démographique et de Santé de Côte d'Ivoire, 2021. Rockville, Maryland, USA : INS/Côte d'Ivoire et ICF.
Notes:	Pregnant women and women who had given birth in the previous 2 months are excluded.
Definitions:	BMI for age expressed in terms of standard deviation (SD) units relative to the median of WHO growth standards. Overweight is between 1-2 SD above median and obesity is >2SD above.
Cutoffs:	WHO

Infants, 2021



Sample size: 4918

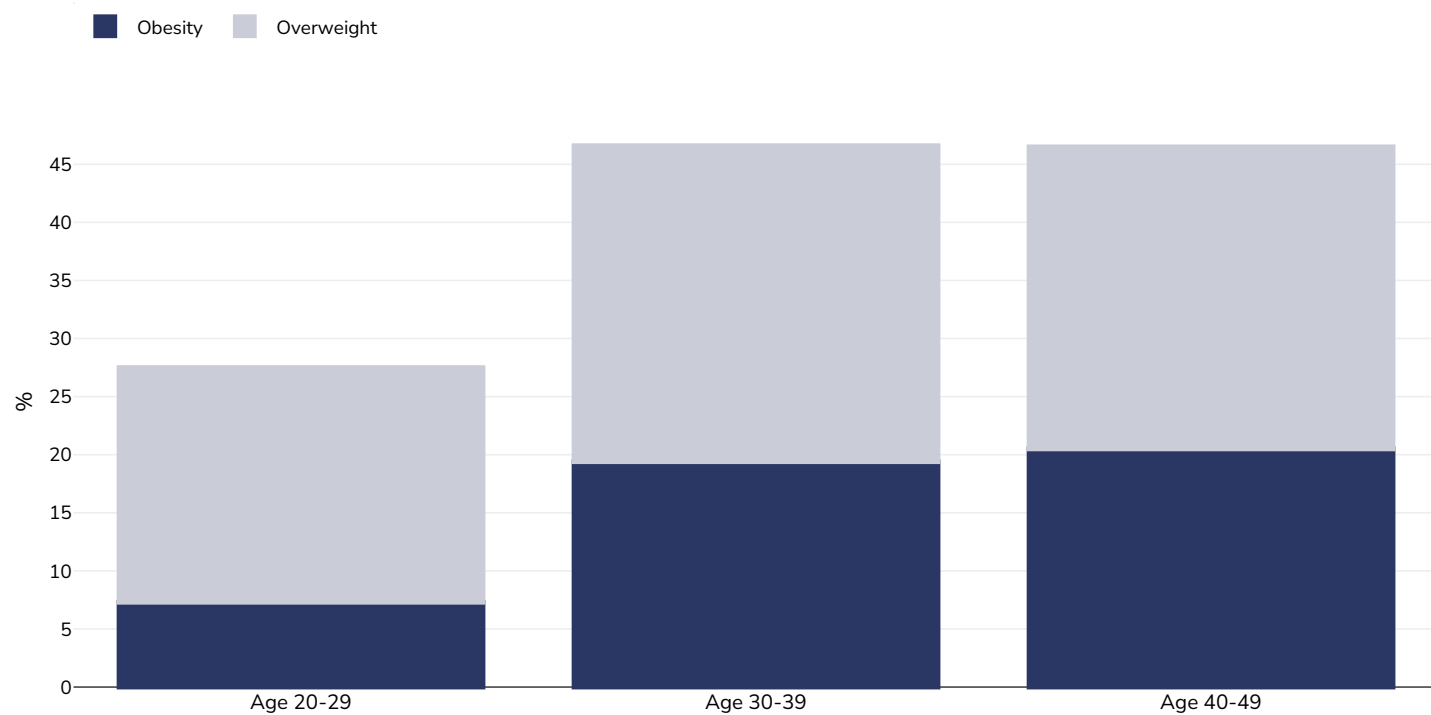
References: DHS: Enquête Démographique et de Santé de Côte d'Ivoire, 2021. Rockville, Maryland, USA : INS/Côte d'Ivoire et ICF

Notes: UNICEF/WHO/World Bank Joint Child Malnutrition Estimates Expanded Database: Overweight (Survey Estimates), May 2023, New York. For more information about the methodology, please consult <https://data.unicef.org/resources/jme-2023-country-consultations/> Percentage of children under 5 years of age falling above 2 standard deviations (moderate and severe) from the median weight-for-height of the reference population.

Definitions: =>+2SD

Overweight/obesity by age

Women, 2021



Survey type: Measured

Sample size: 5042

Area covered: National

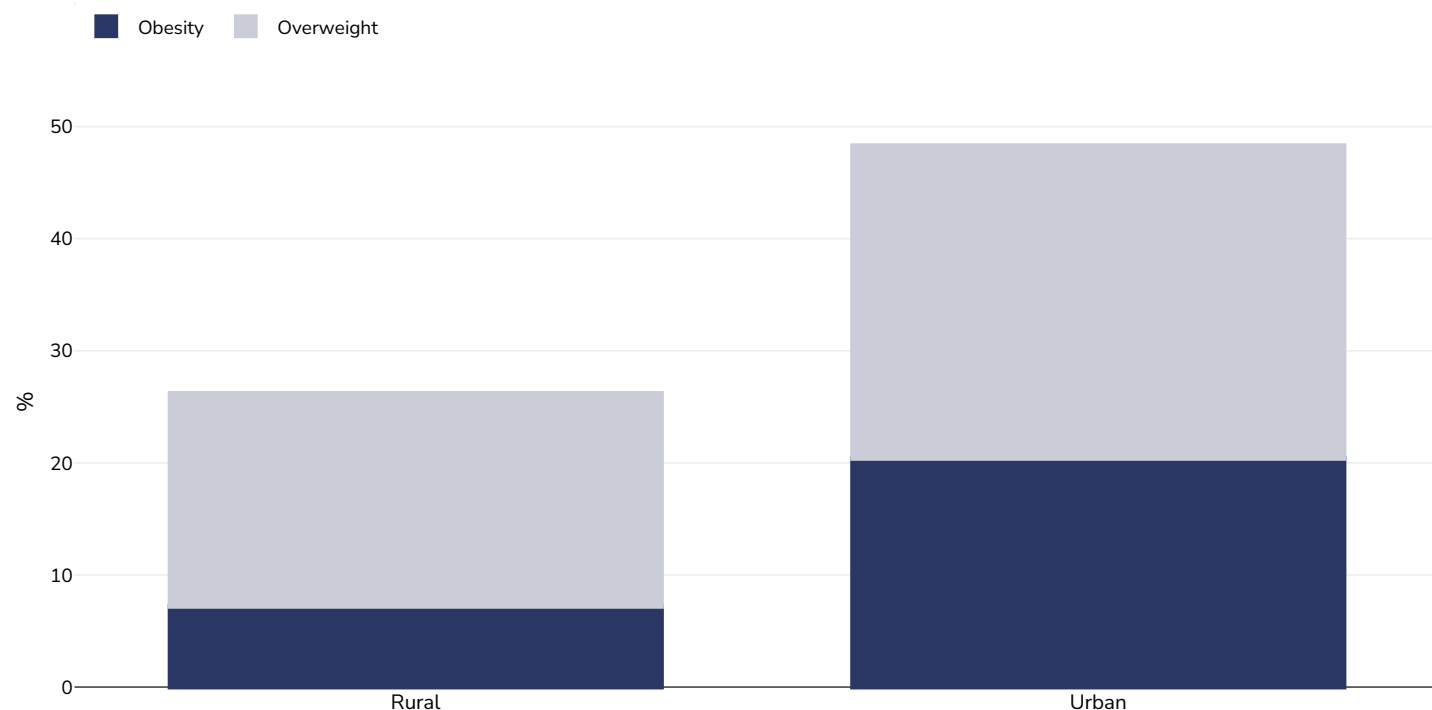
References: Institut National de la Statistique-INS et ICF 2023. Enquête Démographique et de Santé de Côte d'Ivoire, 2021. Rockville, Maryland, USA : INS/Côte d'Ivoire et ICF.

Notes: Pregnant women and women who had given birth in the previous 2 months are excluded.

Unless otherwise noted, overweight refers to a BMI between 25kg and 29.9kg/m², obesity refers to a BMI greater than 30kg/m².

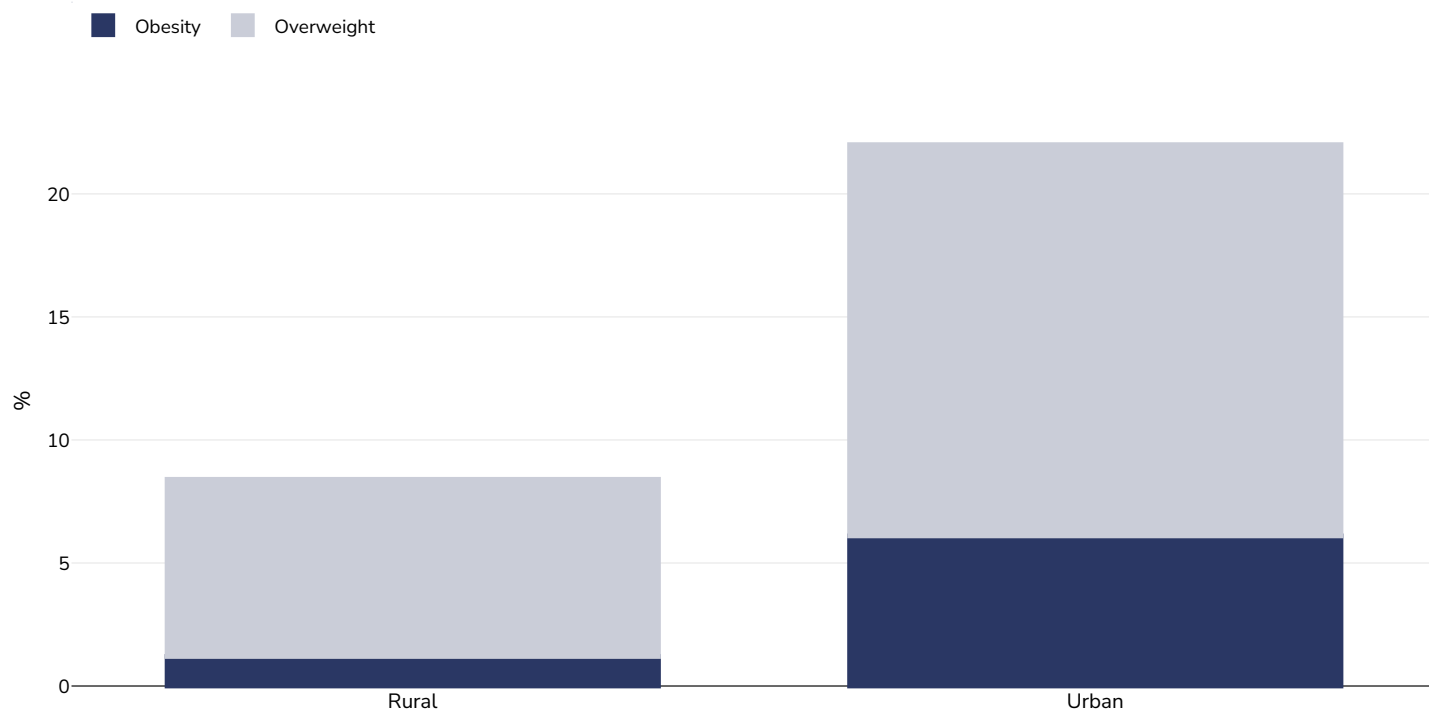
Overweight/obesity by region

Women, 2021



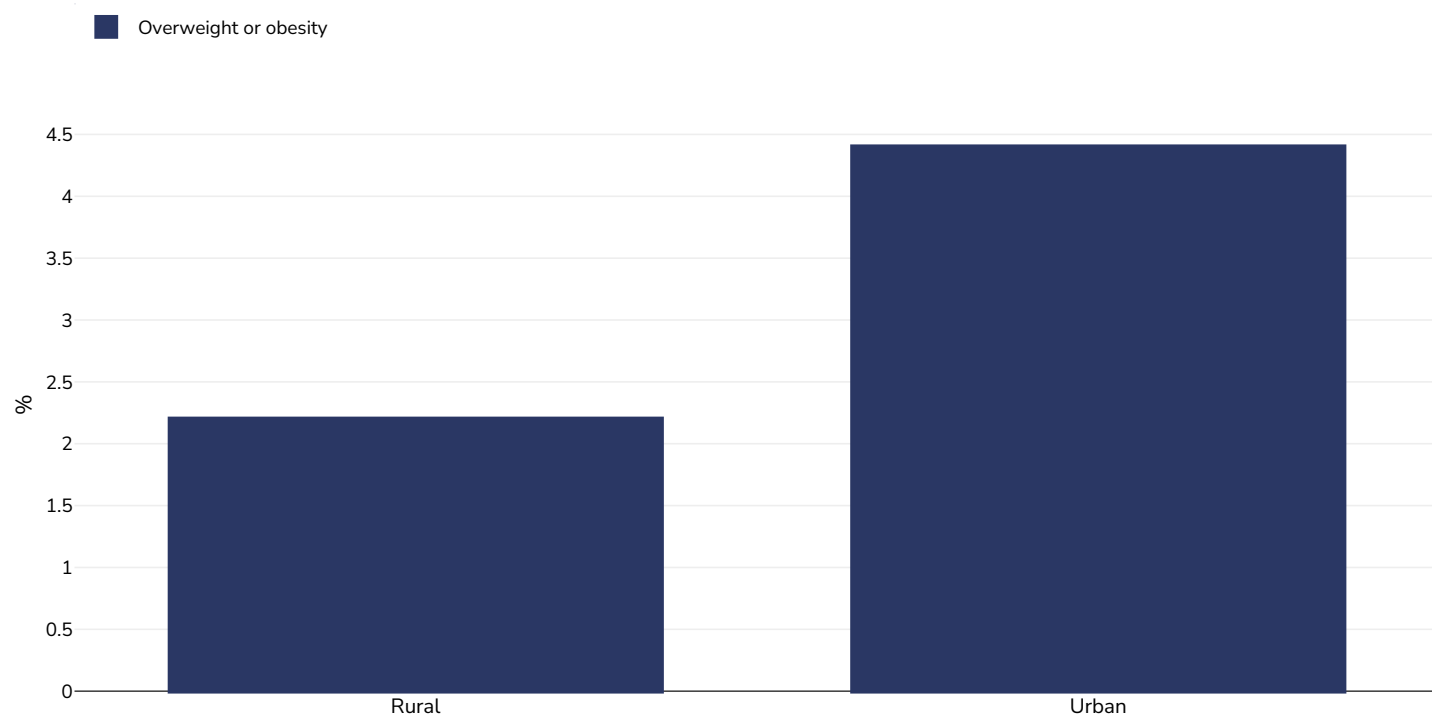
Survey type:	Measured
Age:	20-49
Sample size:	5042
Area covered:	National
References:	Institut National de la Statistique-INS et ICF 2023. Enquête Démographique et de Santé de Côte d'Ivoire, 2021. Rockville, Maryland, USA : INS/Côte d'Ivoire et ICF.
Notes:	Pregnant women and women who had given birth in the previous 2 months are excluded.
<i>Unless otherwise noted, overweight refers to a BMI between 25kg and 29.9kg/m², obesity refers to a BMI greater than 30kg/m².</i>	

Girls, 2021



Survey type:	Measured
Age:	15-19
Sample size:	1429
Area covered:	National
References:	Institut National de la Statistique-INS et ICF 2023. Enquête Démographique et de Santé de Côte d'Ivoire, 2021. Rockville, Maryland, USA : INS/Côte d'Ivoire et ICF.
Notes:	Pregnant women and women who had given birth in the previous 2 months are excluded.
Definitions:	BMI for age expressed in terms of standard deviation (SD) units relative to the median of WHO growth standards. Overweight is between 1-2 SD above median and obesity is >2SD above.
Cutoffs:	WHO

Infants, 2021



Sample size: 4918

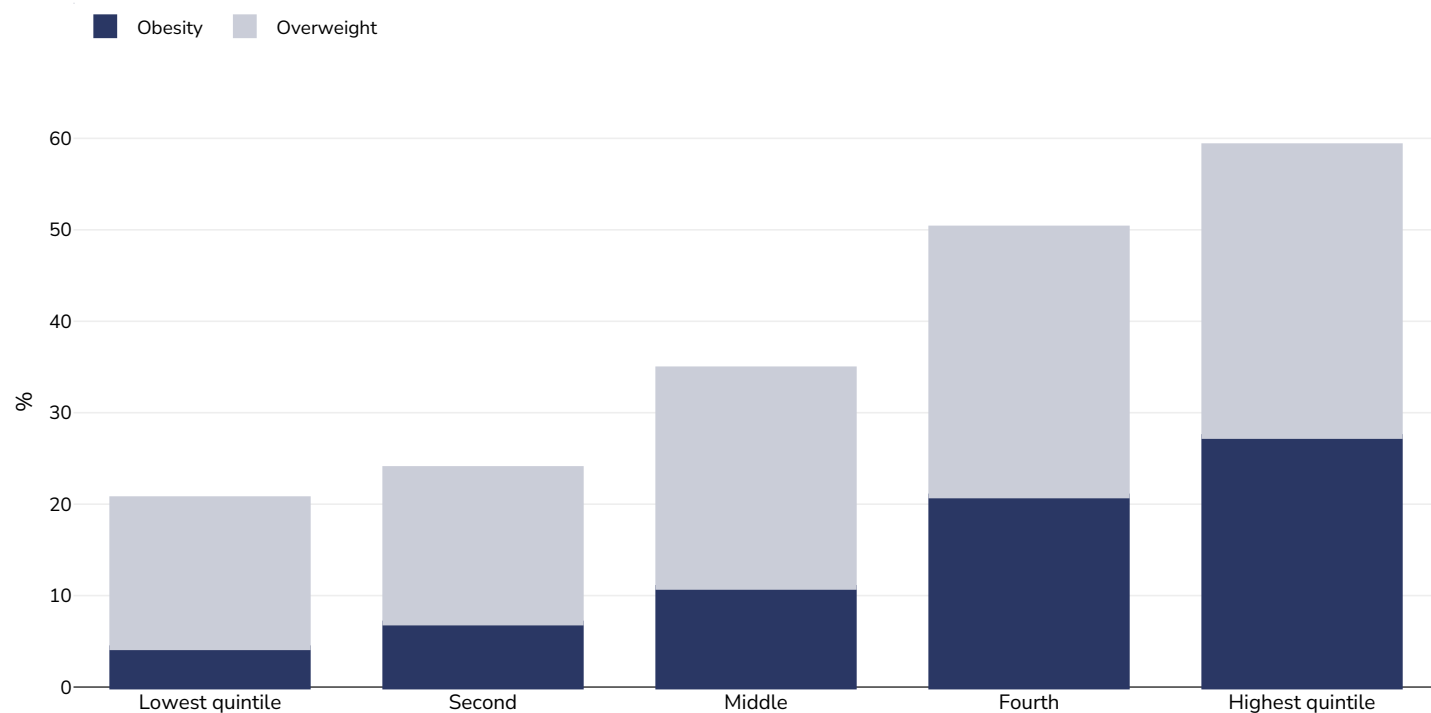
References: DHS: Enquête Démographique et de Santé de Côte d'Ivoire, 2021. Rockville, Maryland, USA : INS/Côte d'Ivoire et ICF

Notes: UNICEF/WHO/World Bank Joint Child Malnutrition Estimates Expanded Database: Overweight (Survey Estimates), May 2023, New York. For more information about the methodology, please consult <https://data.unicef.org/resources/jme-2023-country-consultations/> Percentage of children under 5 years of age falling above 2 standard deviations (moderate and severe) from the median weight-for-height of the reference population.

Definitions: =>+2SD

Overweight/obesity by socio-economic group

Women, 2021



Survey type: Measured

Age: 20-49

Sample size: 5042

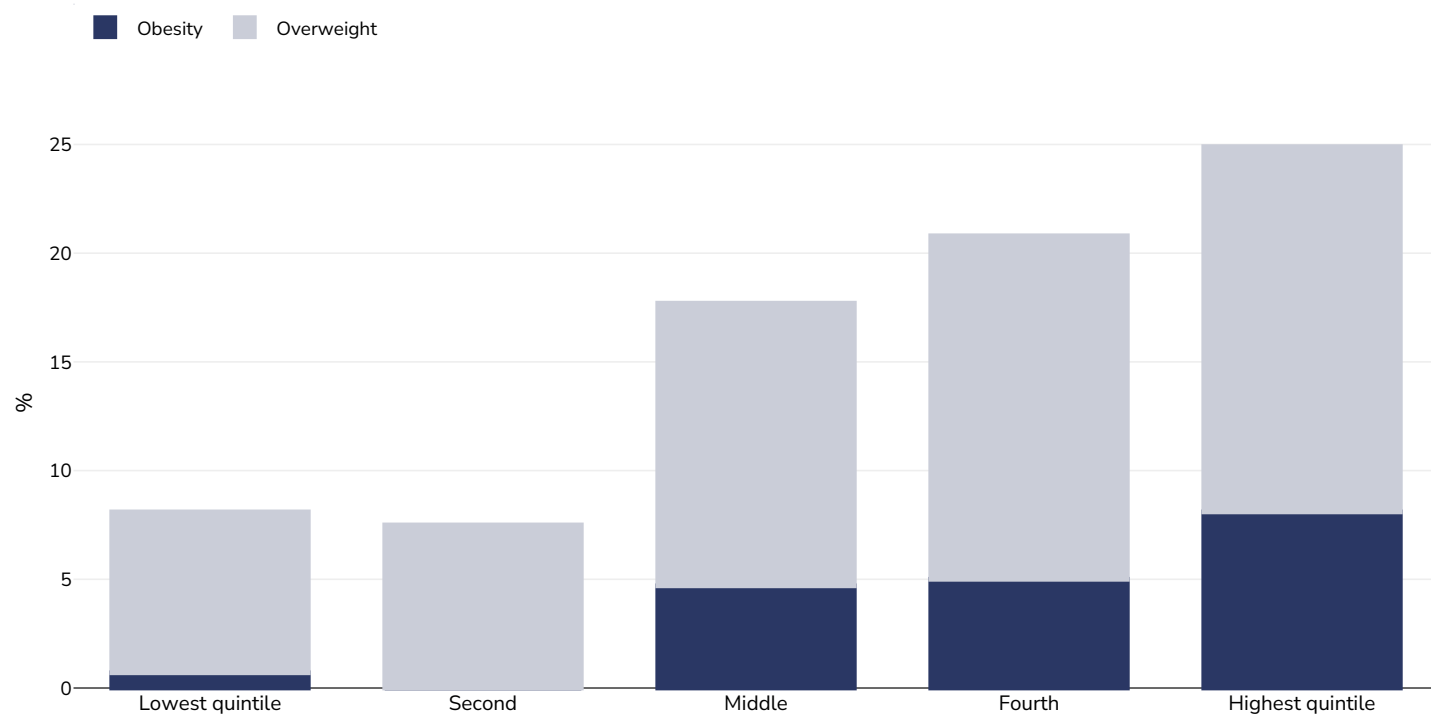
Area covered: National

References: Institut National de la Statistique-INS et ICF 2023. Enquête Démographique et de Santé de Côte d'Ivoire, 2021. Rockville, Maryland, USA : INS/Côte d'Ivoire et ICF.

Notes: Pregnant women and women who had given birth in the previous 2 months are excluded.

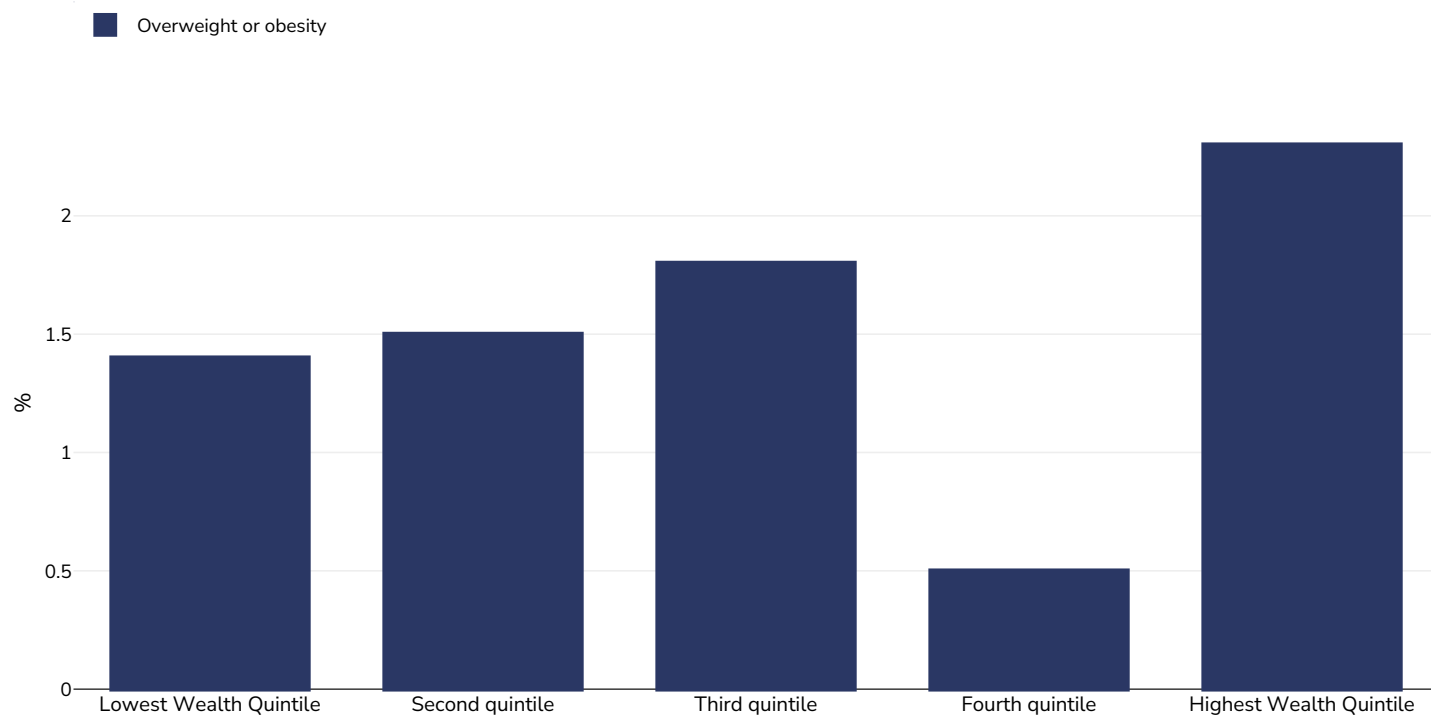
Unless otherwise noted, overweight refers to a BMI between 25kg and 29.9kg/m², obesity refers to a BMI greater than 30kg/m².

Girls, 2021



Survey type:	Measured
Age:	15-19
Sample size:	1429
Area covered:	National
References:	Institut National de la Statistique-INS et ICF 2023. Enquête Démographique et de Santé de Côte d'Ivoire, 2021. Rockville, Maryland, USA : INS/Côte d'Ivoire et ICF.
Notes:	Pregnant women and women who had given birth in the previous 2 months are excluded.
Definitions:	BMI for age is expressed in terms of standard deviation (SD) units relative to the median of WHO growth standards. Overweight is between 1-2 SD above median and obesity is >2SD above.
Cutoffs:	WHO

Infants, 2016



Sample size: 8936

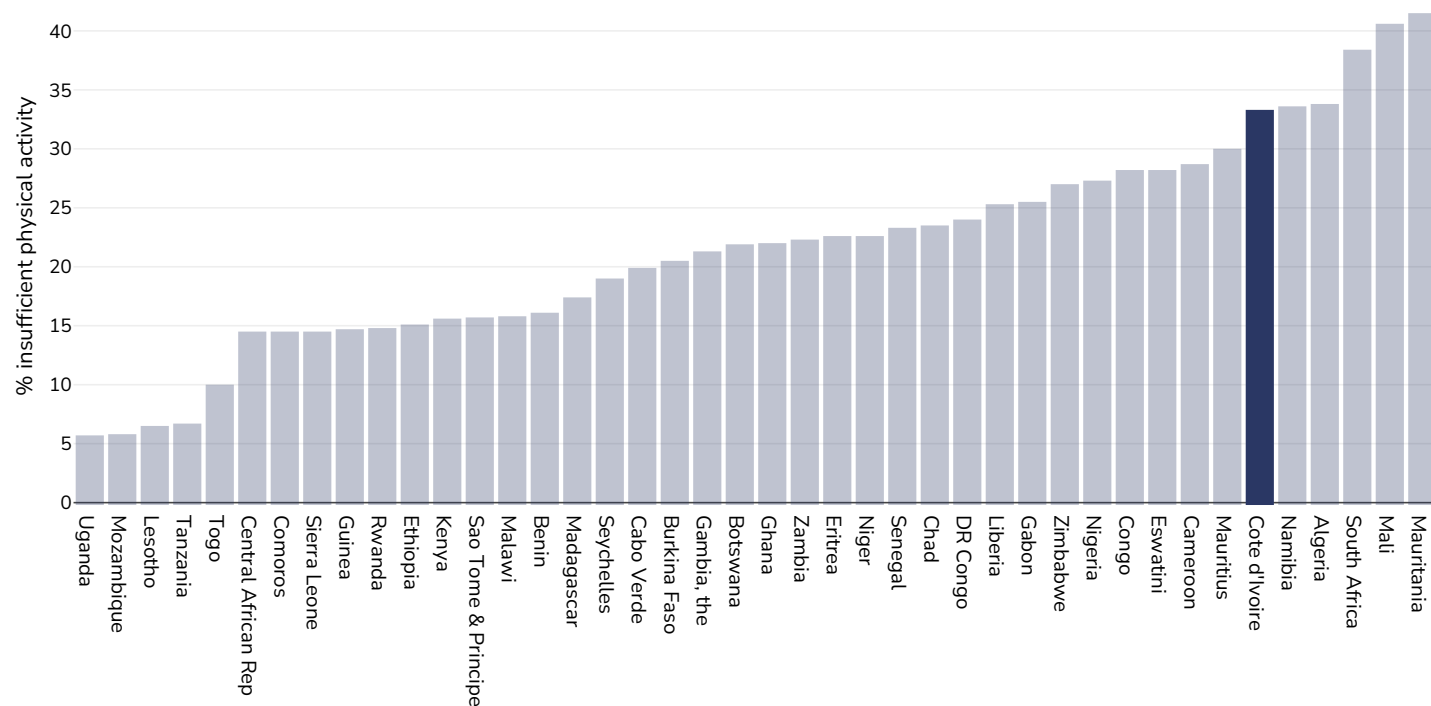
References: MICS: Enquête par grappes à indicateurs multiples - Côte d'Ivoire 2016, Rapport Final, Septembre 2017

Notes: UNICEF/WHO/World Bank Joint Child Malnutrition Estimates Expanded Database: Overweight (Survey Estimates), May 2023, New York. For more information about the methodology, please consult <https://data.unicef.org/resources/jme-2023-country-consultations/> Percentage of children under 5 years of age falling above 2 standard deviations (moderate and severe) from the median weight-for-height of the reference population.

Definitions: =>+2SD

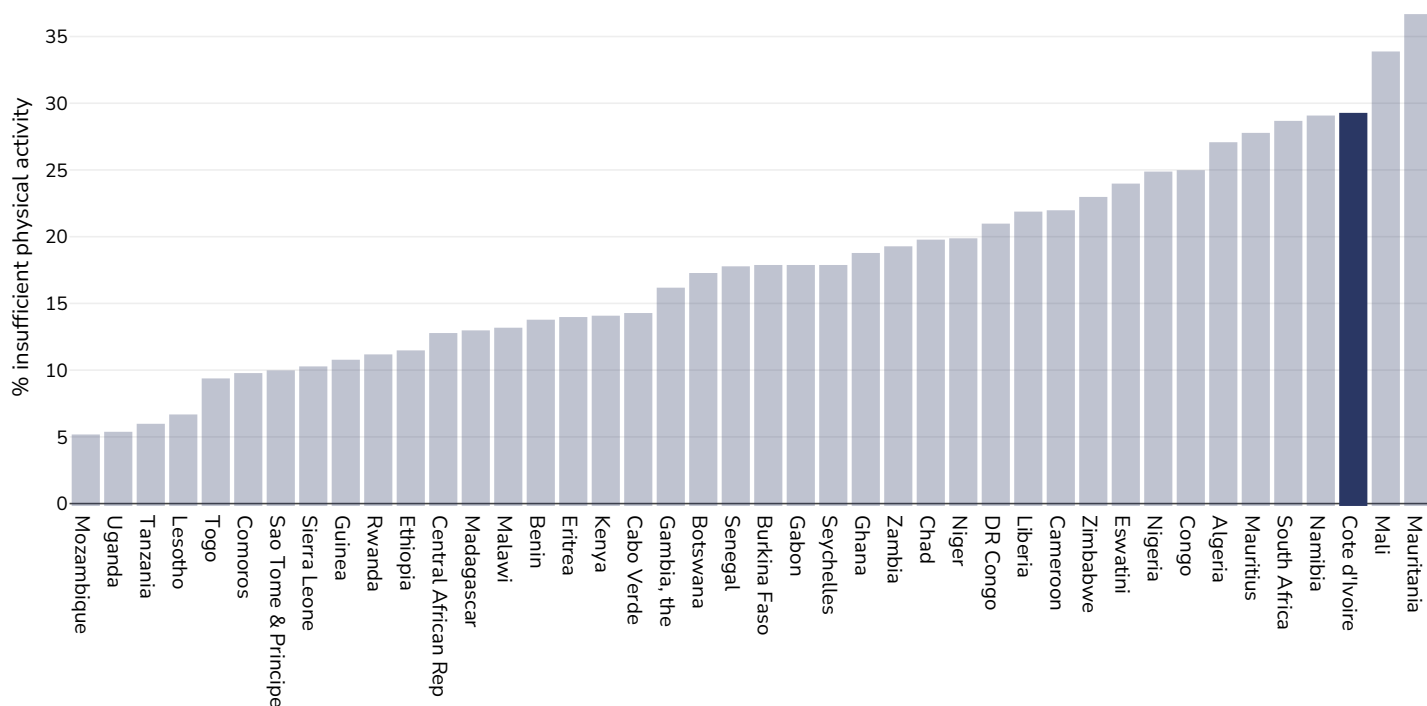
Insufficient physical activity

Adults, 2016



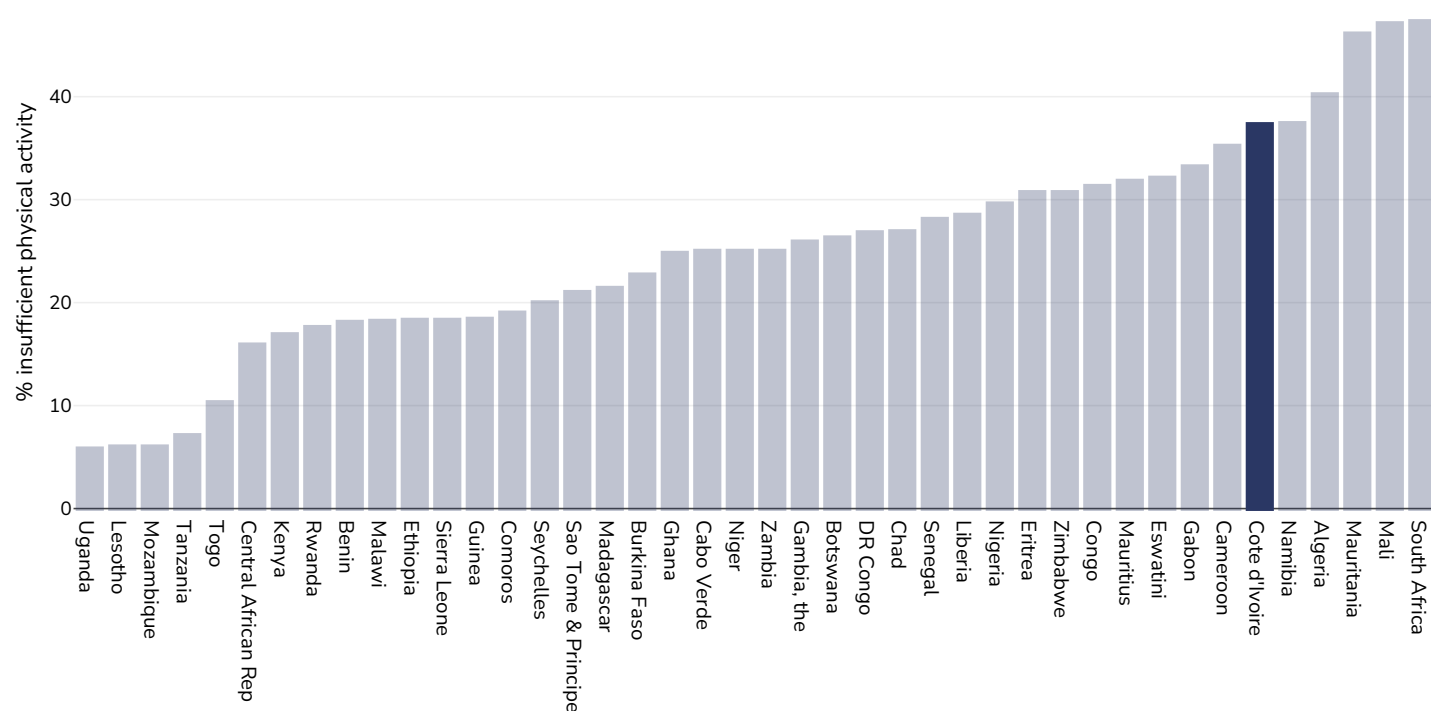
References: Guthold R, Stevens GA, Riley LM, Bull FC. Worldwide trends in insufficient physical activity from 2001 to 2016: a pooled analysis of 358 population-based surveys with 1.9 million participants. *Lancet* 2018 [http://dx.doi.org/10.1016/S2214-109X\(18\)30357-7](http://dx.doi.org/10.1016/S2214-109X(18)30357-7)

Men, 2016



References: Guthold R, Stevens GA, Riley LM, Bull FC. Worldwide trends in insufficient physical activity from 2001 to 2016: a pooled analysis of 358 population-based surveys with 1.9 million participants. *Lancet* 2018 [http://dx.doi.org/10.1016/S2214-109X\(18\)30357-7](http://dx.doi.org/10.1016/S2214-109X(18)30357-7)

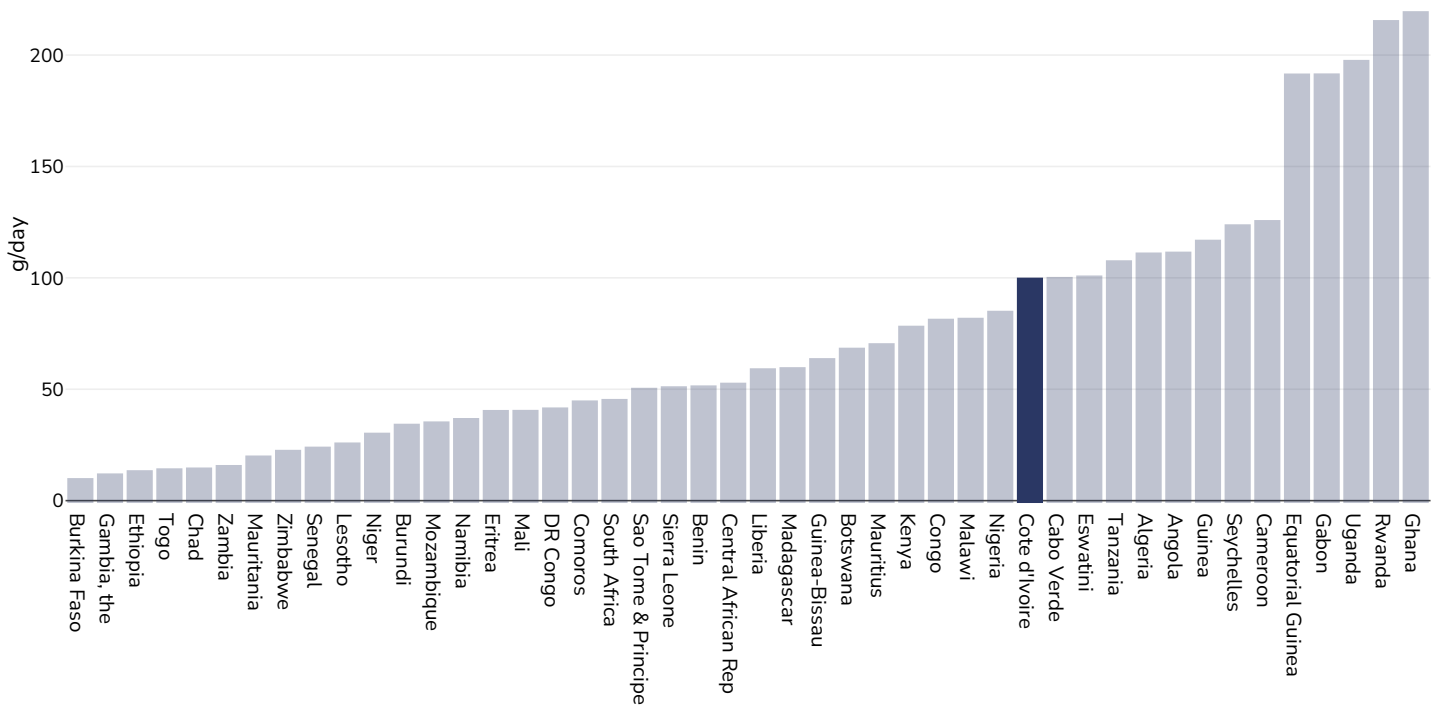
Women, 2016



References: Guthold R, Stevens GA, Riley LM, Bull FC. Worldwide trends in insufficient physical activity from 2001 to 2016: a pooled analysis of 358 population-based surveys with 1.9 million participants. Lancet 2018 [http://dx.doi.org/10.1016/S2214-109X\(18\)30357-7](http://dx.doi.org/10.1016/S2214-109X(18)30357-7)

Estimated per capita fruit intake

Adults, 2017



Survey type:

Measured

Age:

25+

References:

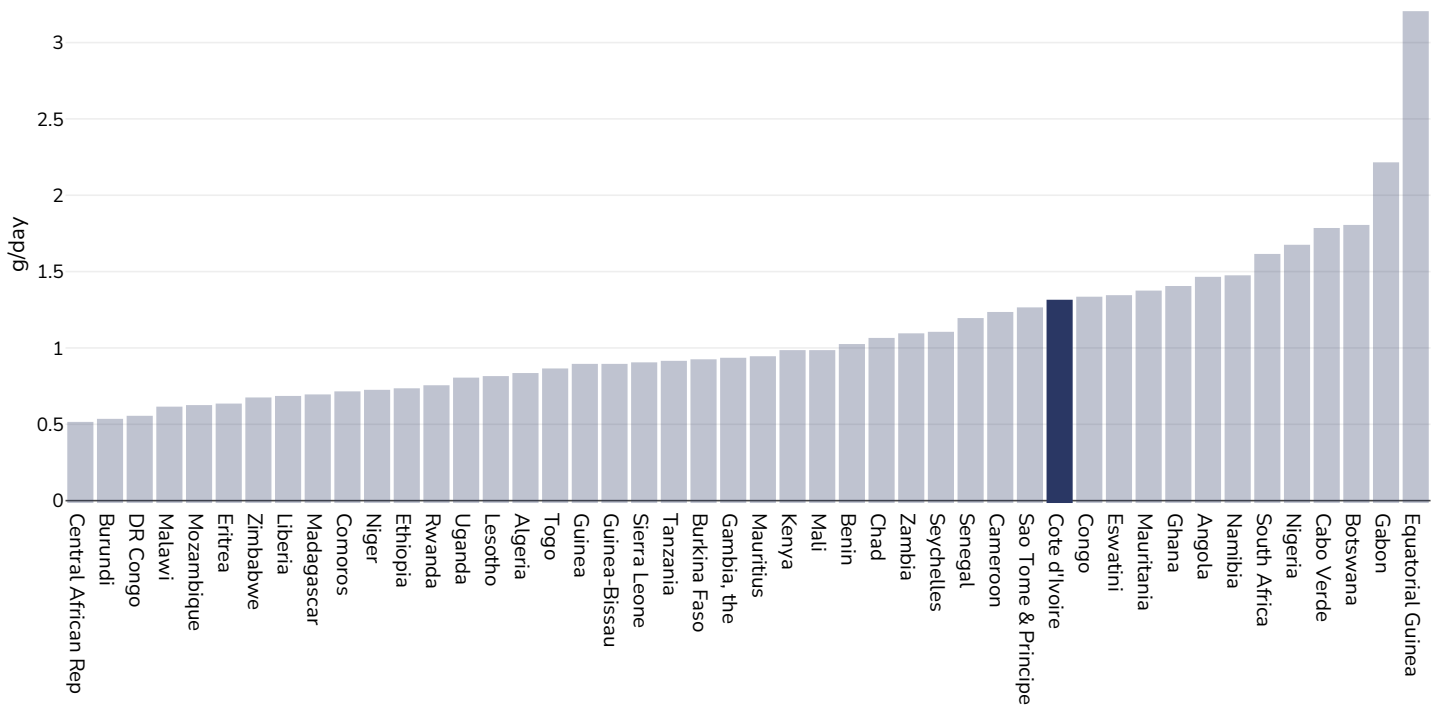
Global Burden of Disease, the Institute for Health Metrics and Evaluation <http://ghdx.healthdata.org/>

Definitions:

Estimated per-capita fruit intake (g/day)

Estimated per-capita processed meat intake

Adults, 2017



Survey type:

Measured

Age:

25+

References:

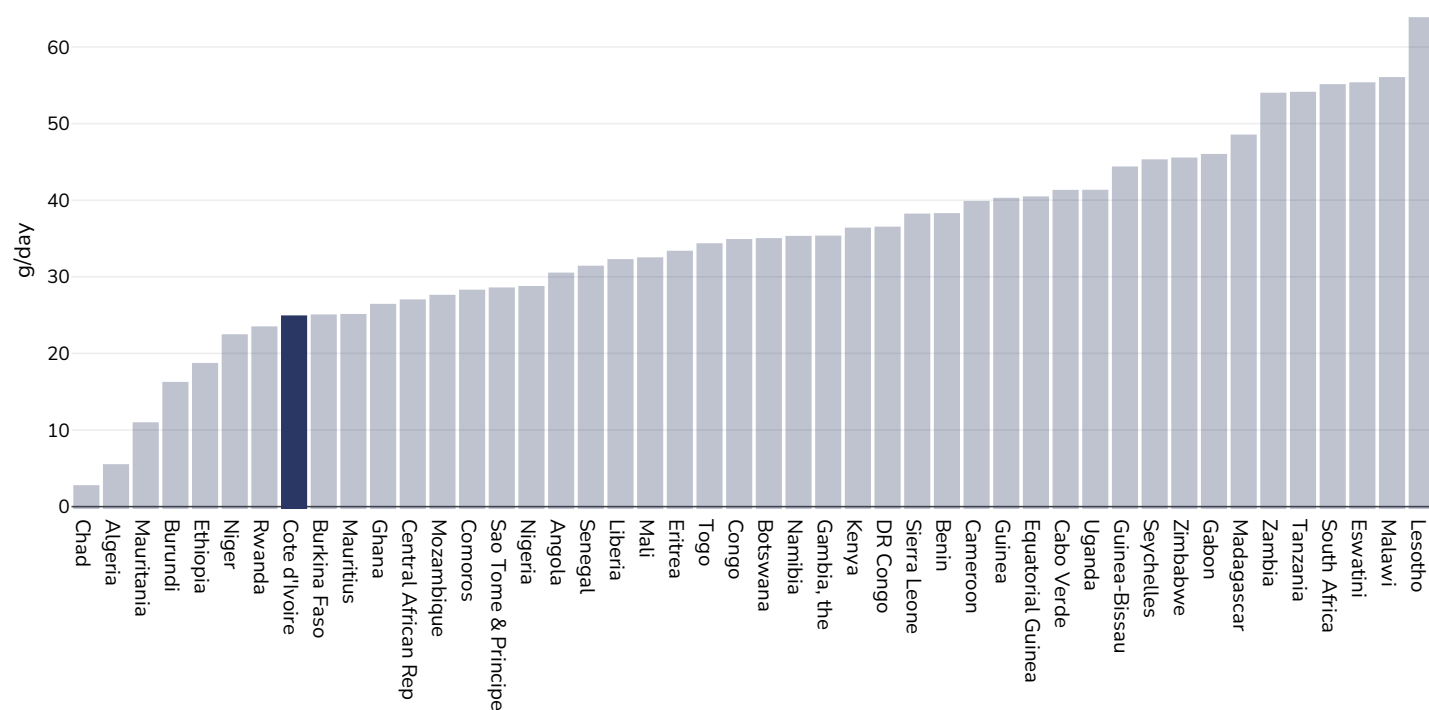
Global Burden of Disease, the Institute for Health Metrics and Evaluation <http://ghdx.healthdata.org/>

Definitions:

Estimated per-capita processed meat intake (g per day)

Estimated per capita whole grains intake

Adults, 2017



Survey type: Measured

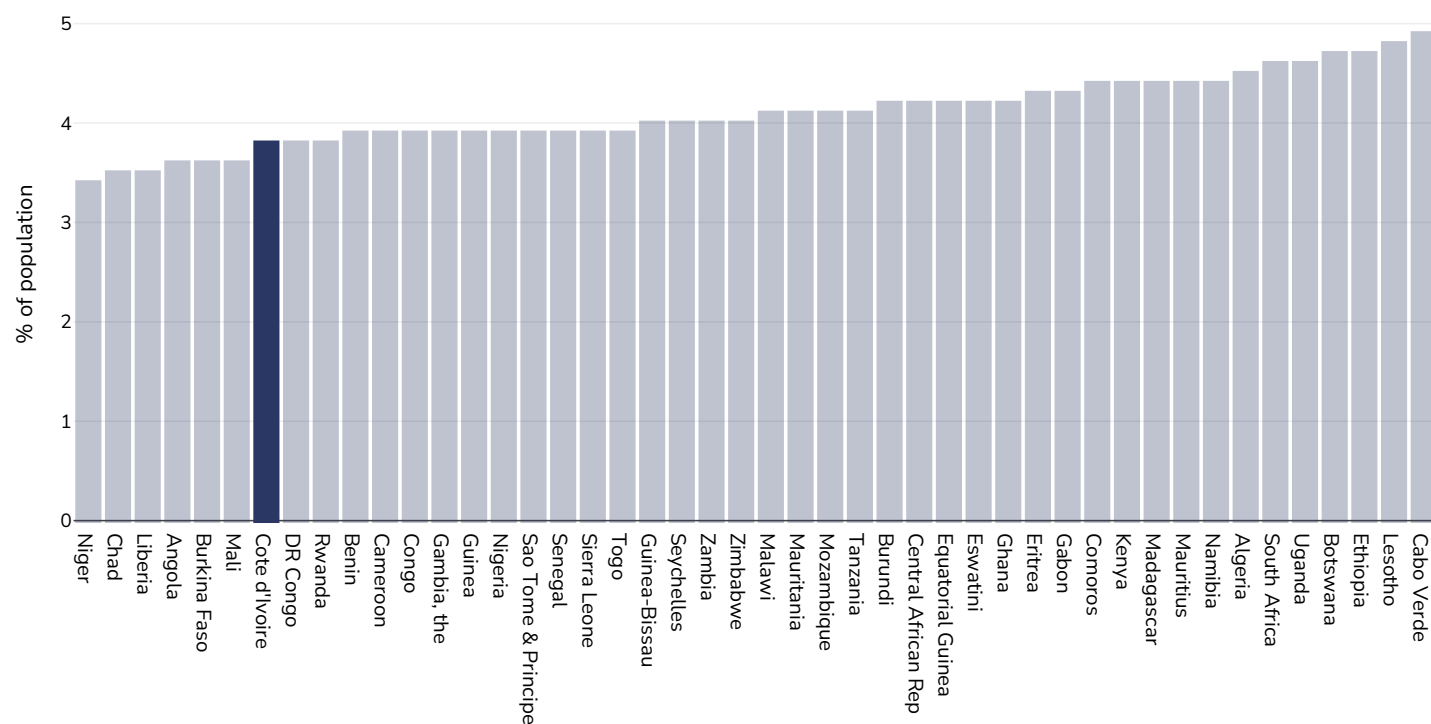
Age: 25+

References: Global Burden of Disease, the Institute for Health Metrics and Evaluation <http://ghdx.healthdata.org/>

Definitions: Estimated per-capita whole grains intake (g/day)

Mental health - depression disorders

Adults, 2015

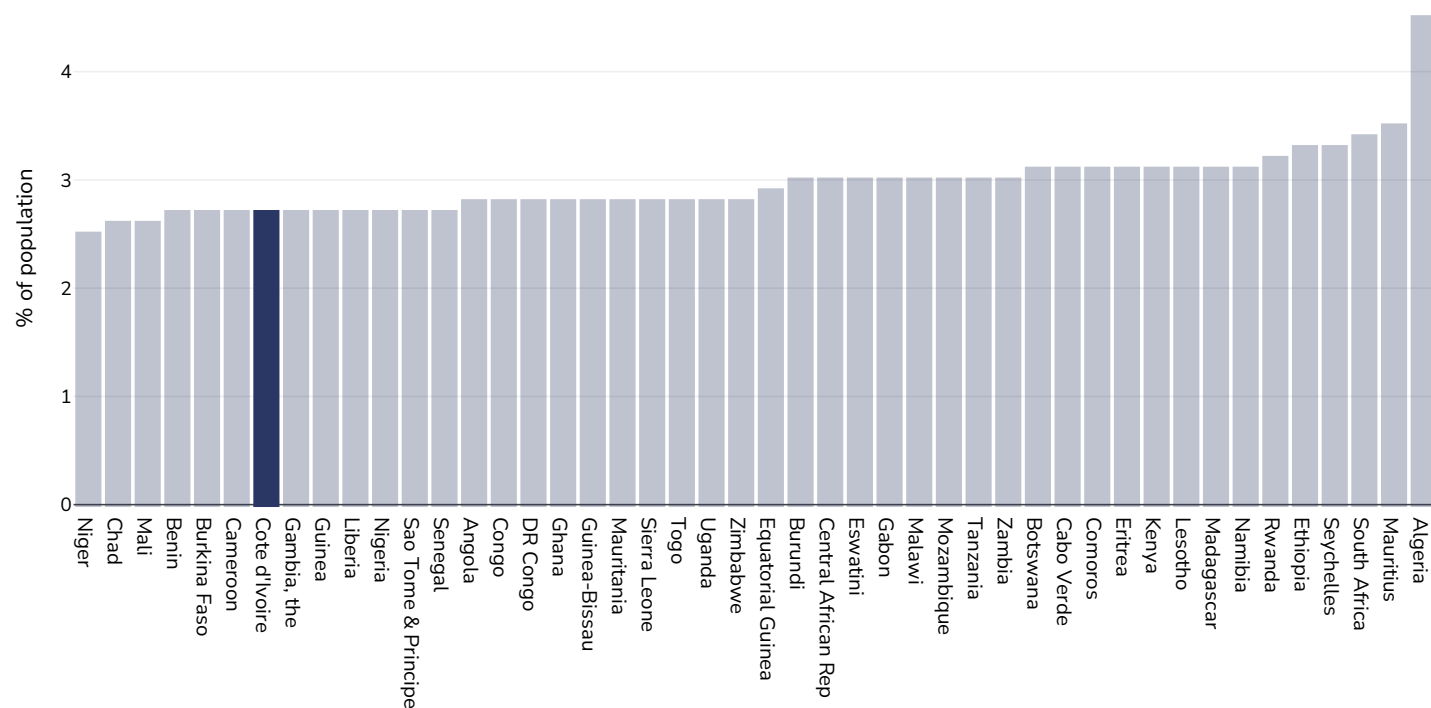


References: Prevalence data from Global Burden of Disease study 2015 (<http://ghdx.healthdata.org>) published in: Depression and Other Common Mental Disorders: Global Health Estimates. Geneva:World Health Organization; 2017. Licence: CC BY-NC-SA 3.0 IGO.

Definitions: % of population with depression disorders

Mental health - anxiety disorders

Adults, 2015

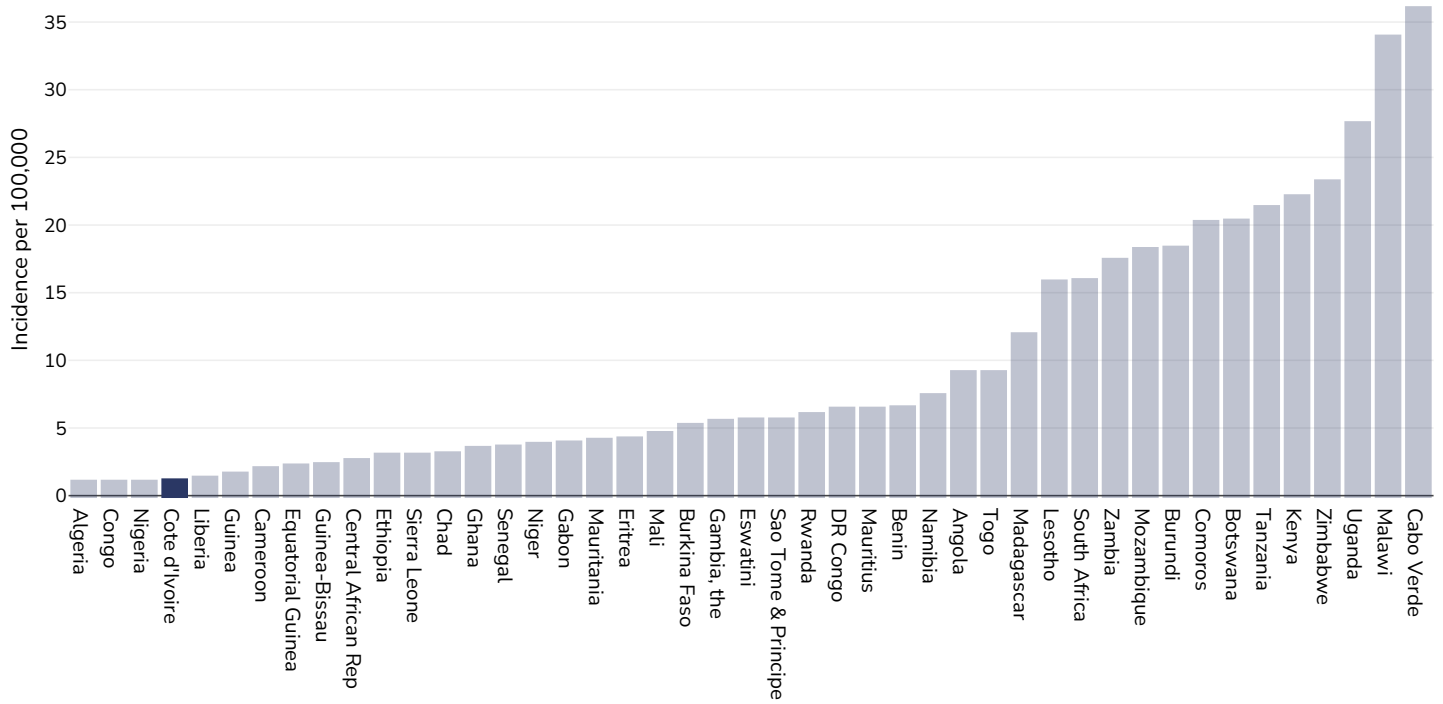


References: Prevalence data from Global Burden of Disease study 2015 (<http://ghdx.healthdata.org>) published in: Depression and Other Common Mental Disorders: Global Health Estimates. Geneva:World Health Organization; 2017. Licence: CC BY-NC-SA 3.0 IGO.

Definitions: % of population with anxiety disorders

Oesophageal cancer

Men, 2020



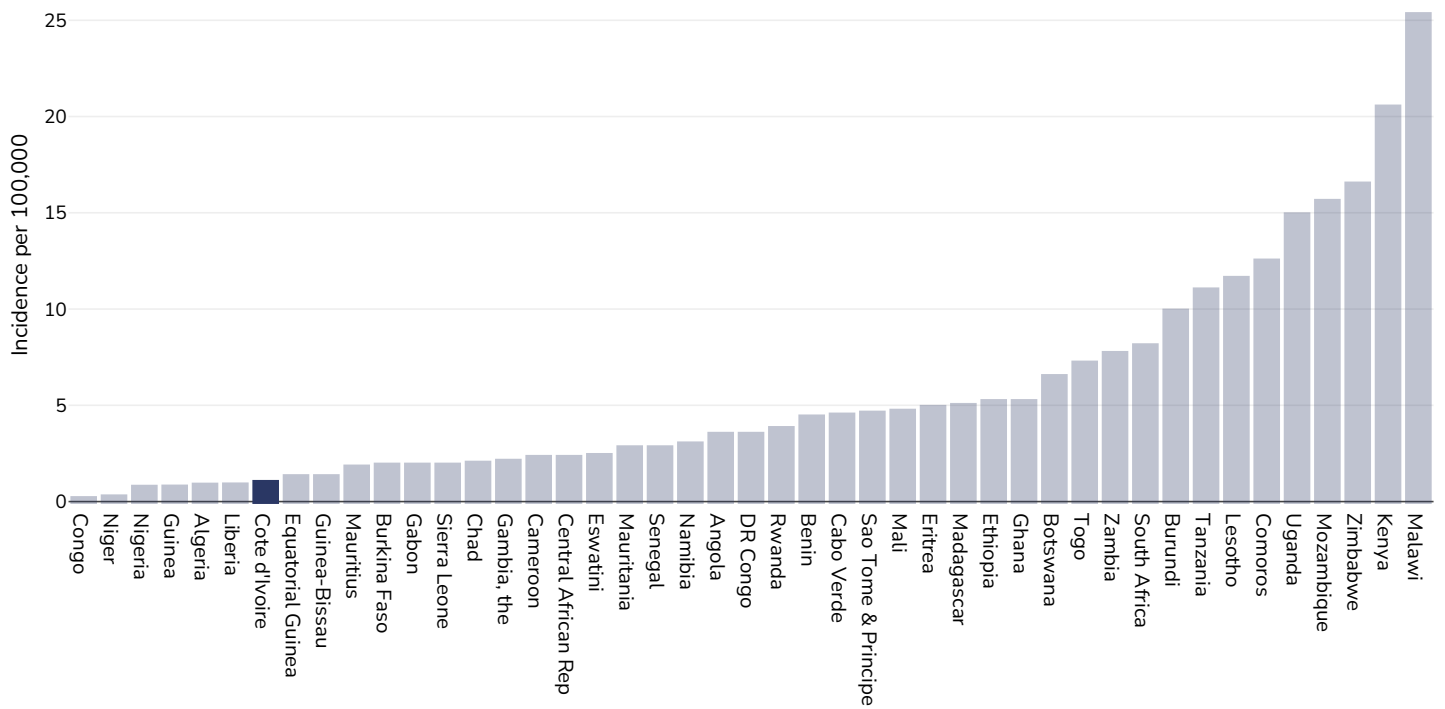
Age: 20+

Area covered: National

References: Ferlay J, Ervik M, Lam F, Colombet M, Mery L, Piñeros M, Znaor A, Soerjomataram I, Bray F (2020). Global Cancer Observatory: Cancer Today. Lyon, France: International Agency for Research on Cancer. Available from: <https://gco.iarc.fr/today>, accessed 10.01.2101

Definitions: Age-standardized incidence rates per 100 000

Women, 2020



Age: 20+

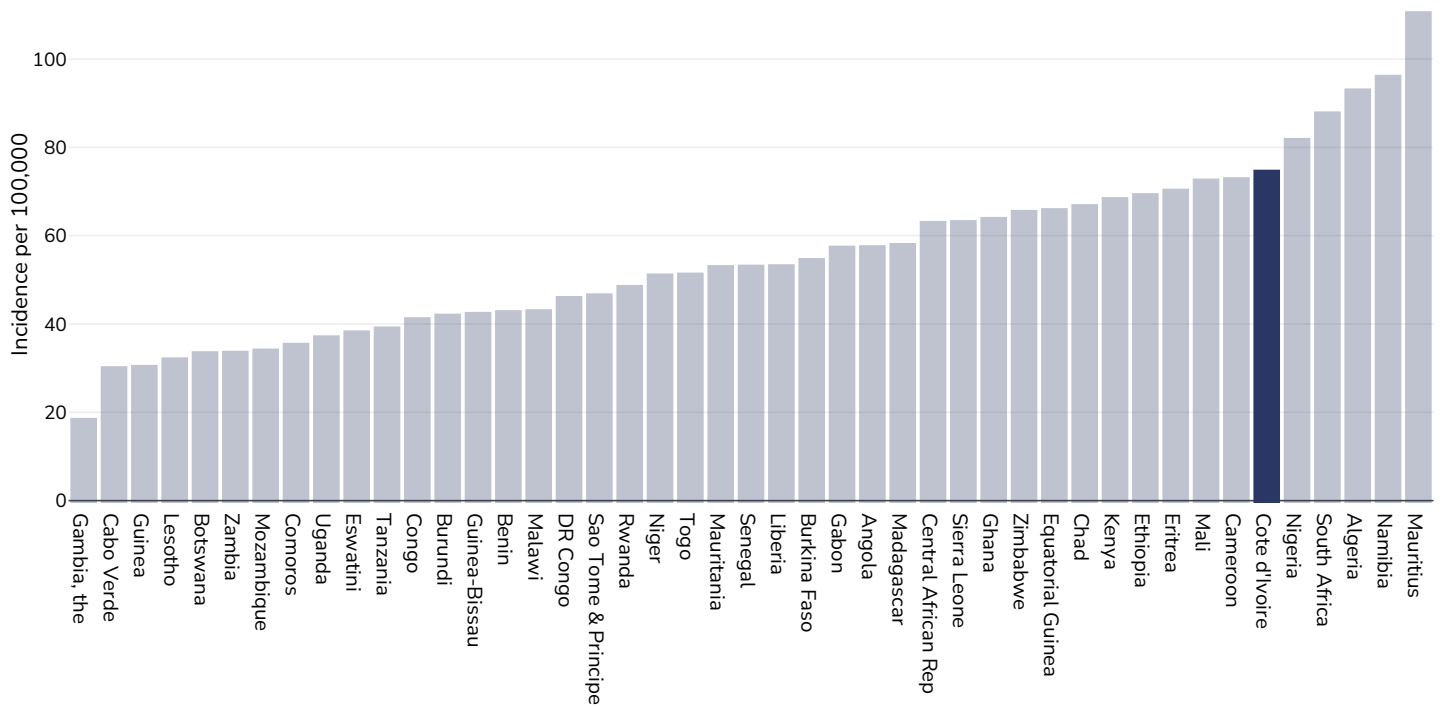
Area covered: National

References: Ferlay J, Ervik M, Lam F, Colombet M, Mery L, Piñeros M, Znaor A, Soerjomataram I, Bray F (2020). Global Cancer Observatory: Cancer Today. Lyon, France: International Agency for Research on Cancer. Available from: <https://gco.iarc.fr/today>, accessed 10.01.2101

Definitions: Age-standardized incidence rates per 100 000

Breast cancer

Women, 2020



Age: 20+

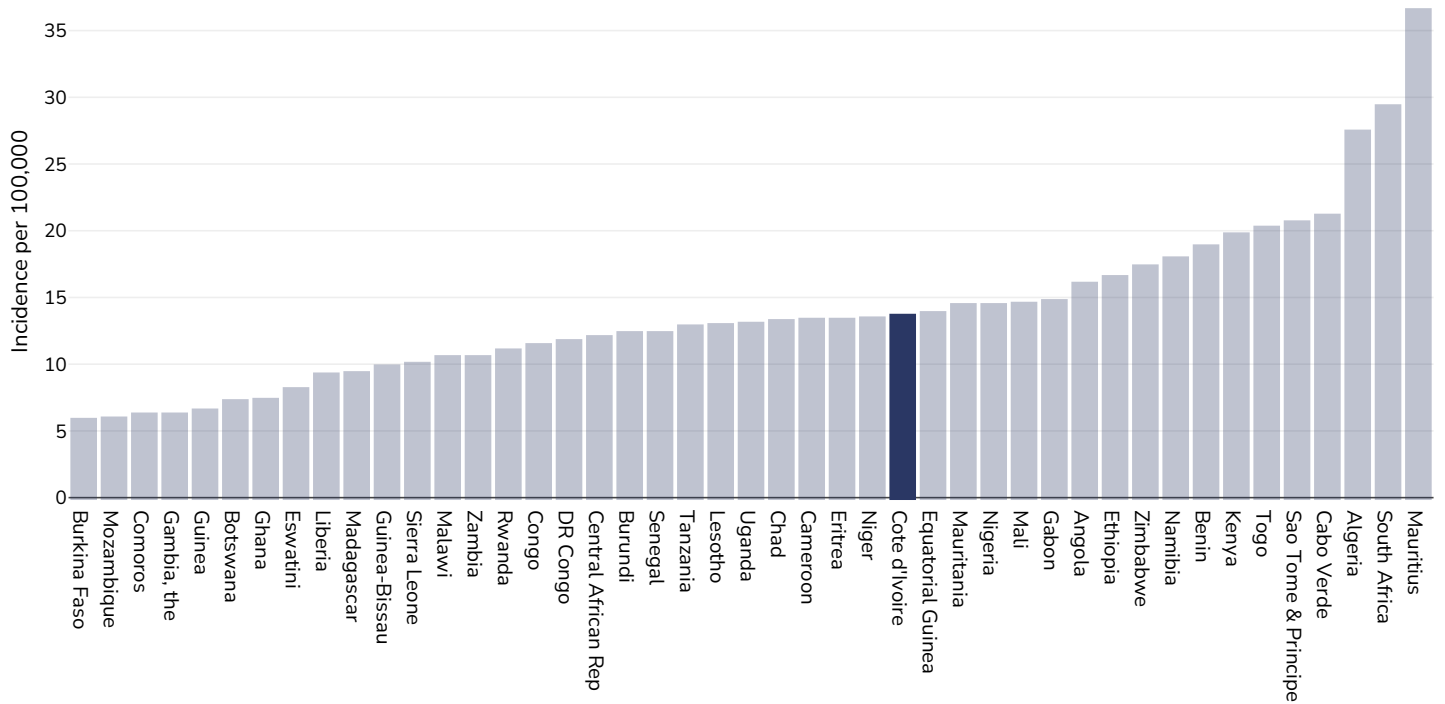
Area covered: National

References: Ferlay J, Ervik M, Lam F, Colombet M, Mery L, Piñeros M, Znaor A, Soerjomataram I, Bray F (2020). Global Cancer Observatory: Cancer Today. Lyon, France: International Agency for Research on Cancer. Available from: <https://gco.iarc.fr/today>, accessed 10.01.2101

Definitions: Age-standardized incidence rates per 100 000

Colorectal cancer

Men, 2020



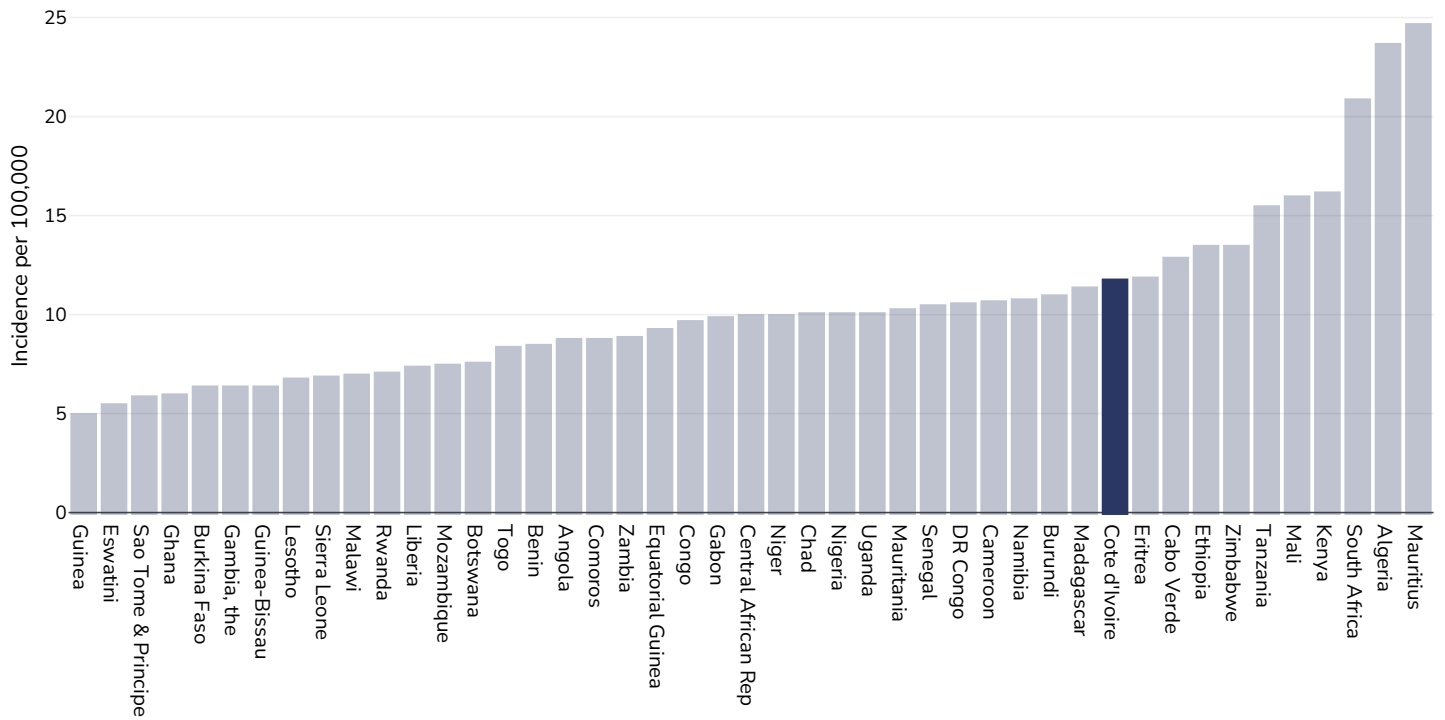
Age: 20+

Area covered: National

References: Ferlay J, Ervik M, Lam F, Colombet M, Mery L, Piñeros M, Znaor A, Soerjomataram I, Bray F (2020). Global Cancer Observatory: Cancer Today. Lyon, France: International Agency for Research on Cancer. Available from: <https://gco.iarc.fr/today>, accessed 10.01.2101

Definitions: Age-standardized incidence rates per 100 000

Women, 2020



Age: 20+

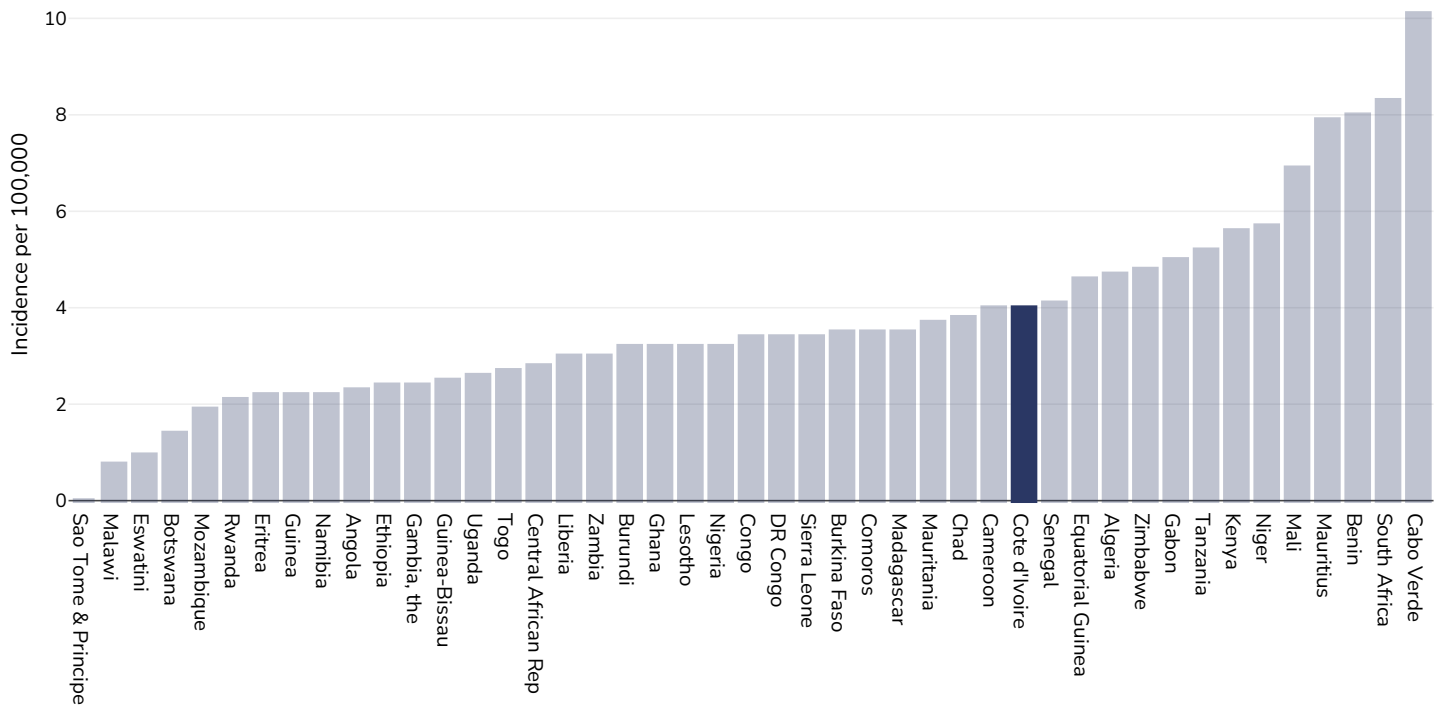
Area covered: National

References: Ferlay J, Ervik M, Lam F, Colombet M, Mery L, Piñeros M, Znaor A, Soerjomataram I, Bray F (2020). Global Cancer Observatory: Cancer Today. Lyon, France: International Agency for Research on Cancer. Available from: <https://gco.iarc.fr/today>, accessed 10.01.2101

Definitions: Age-standardized incidence rates per 100 000

Pancreatic cancer

Men, 2020



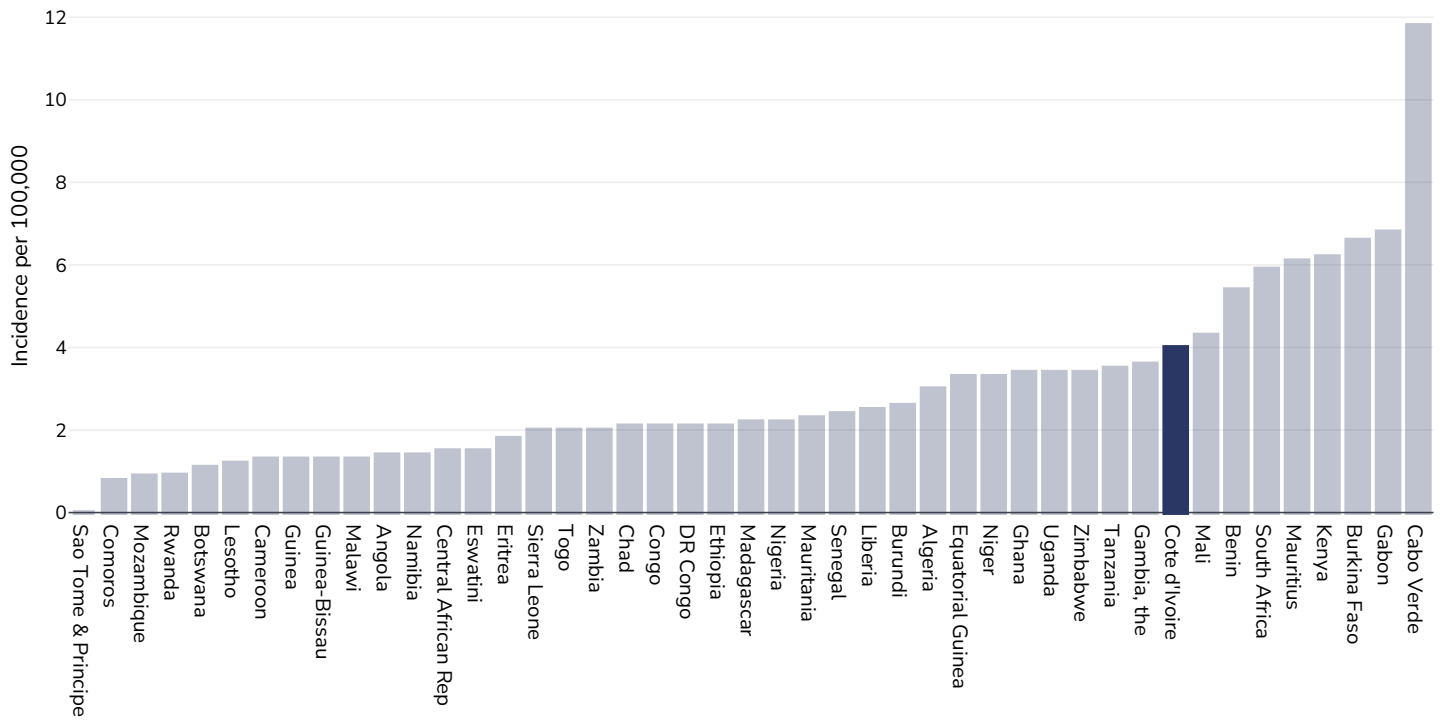
Age: 20+

Area covered: National

References: Ferlay J, Ervik M, Lam F, Colombet M, Mery L, Piñeros M, Znaor A, Soerjomataram I, Bray F (2020). Global Cancer Observatory: Cancer Today. Lyon, France: International Agency for Research on Cancer. Available from: <https://gco.iarc.fr/today>, accessed 10.01.2101

Definitions: Age-standardized incidence rates per 100 000

Women, 2020



Age: 20+

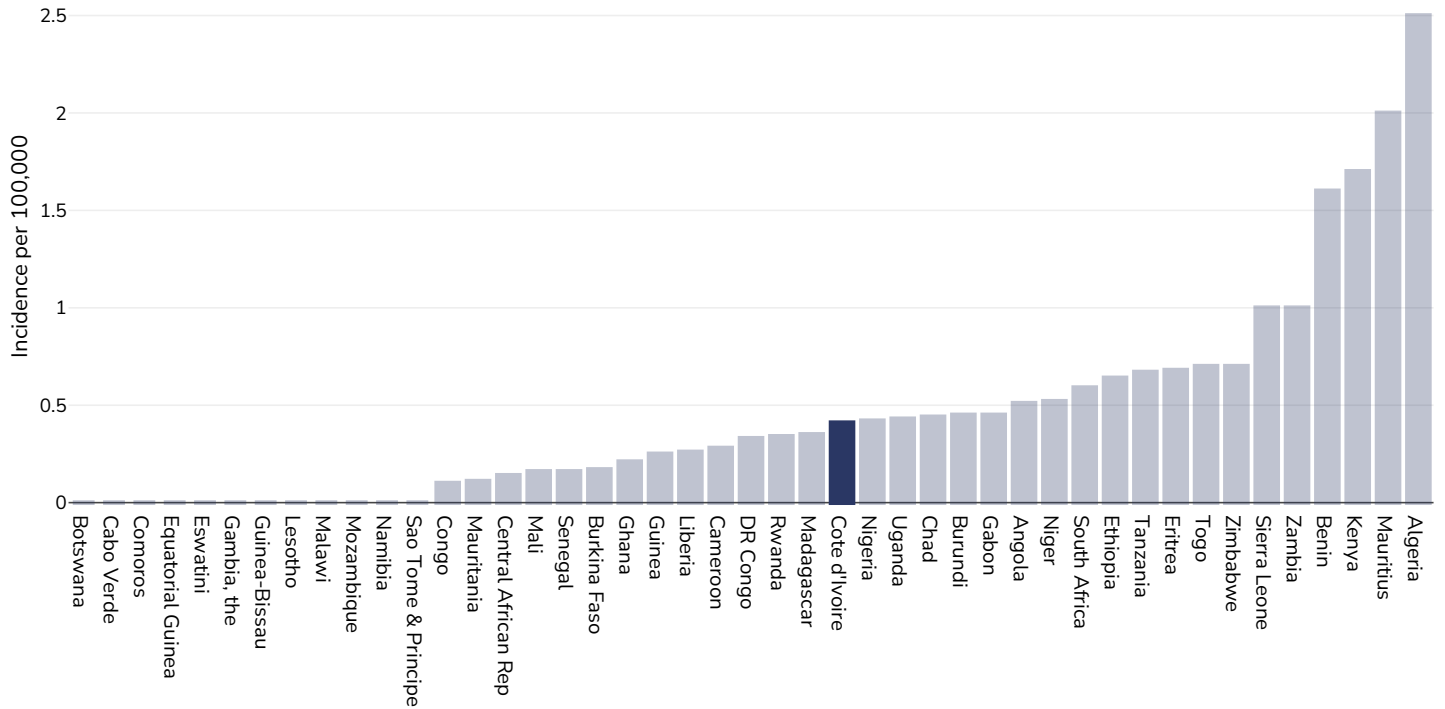
Area covered: National

References: Ferlay J, Ervik M, Lam F, Colombet M, Mery L, Piñeros M, Znaor A, Soerjomataram I, Bray F (2020). Global Cancer Observatory: Cancer Today. Lyon, France: International Agency for Research on Cancer. Available from: <https://gco.iarc.fr/today>, accessed 10.01.2101

Definitions: Age-standardized incidence rates per 100 000

Gallbladder cancer

Men, 2020



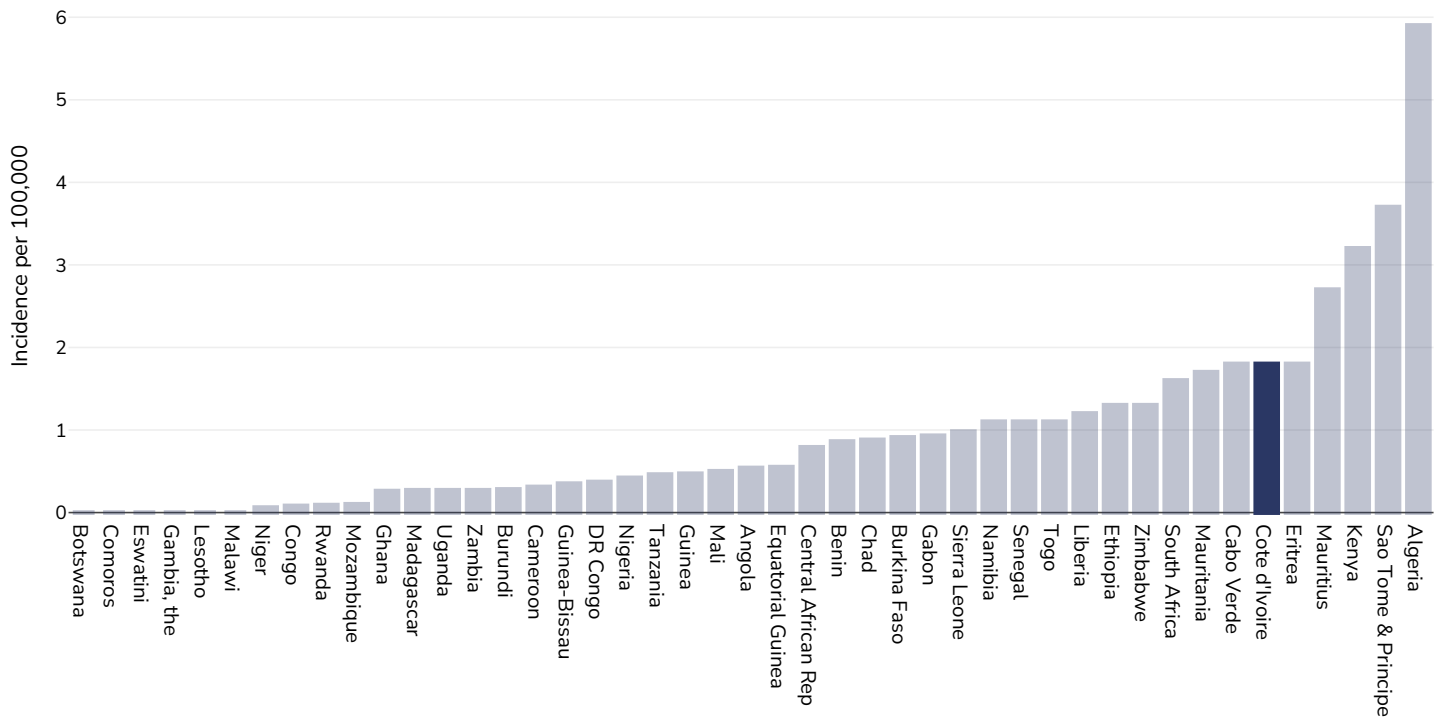
Age: 20+

Area covered: National

References: Ferlay J, Ervik M, Lam F, Colombet M, Mery L, Piñeros M, Znaor A, Soerjomataram I, Bray F (2020). Global Cancer Observatory: Cancer Today. Lyon, France: International Agency for Research on Cancer. Available from: <https://gco.iarc.fr/today>, accessed 10.01.2101

Definitions: Age-standardized incidence rates per 100 000

Women, 2020



Age: 20+

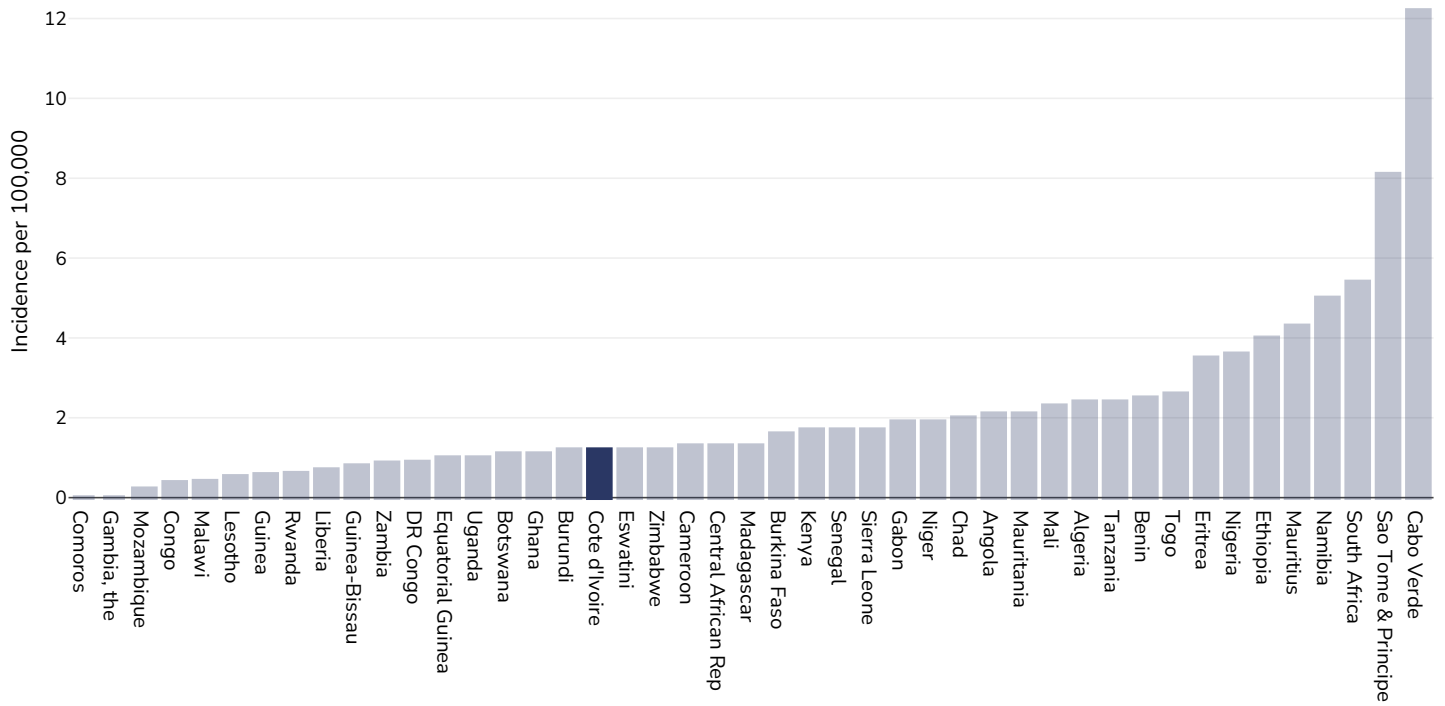
Area covered: National

References: Ferlay J, Ervik M, Lam F, Colombet M, Mery L, Piñeros M, Znaor A, Soerjomataram I, Bray F (2020). Global Cancer Observatory: Cancer Today. Lyon, France: International Agency for Research on Cancer. Available from: <https://gco.iarc.fr/today>, accessed 10.01.2101

Definitions: Age-standardized incidence rates per 100 000

Kidney cancer

Men, 2020



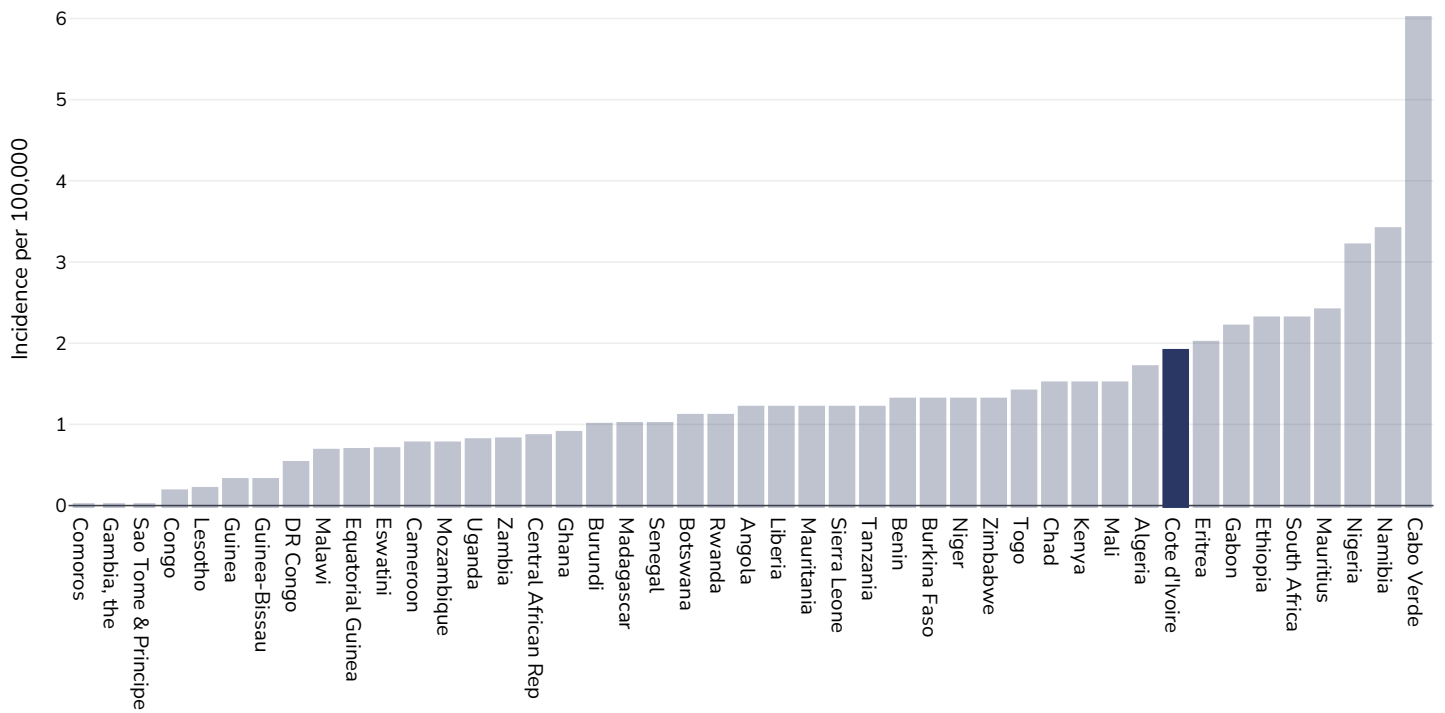
Age: 20+

Area covered: National

References: Ferlay J, Ervik M, Lam F, Colombet M, Mery L, Piñeros M, Znaor A, Soerjomataram I, Bray F (2020). Global Cancer Observatory: Cancer Today. Lyon, France: International Agency for Research on Cancer. Available from: <https://gco.iarc.fr/today>, accessed 10.01.2101

Definitions: Age-standardized incidence rates per 100 000

Women, 2020



Age: 20+

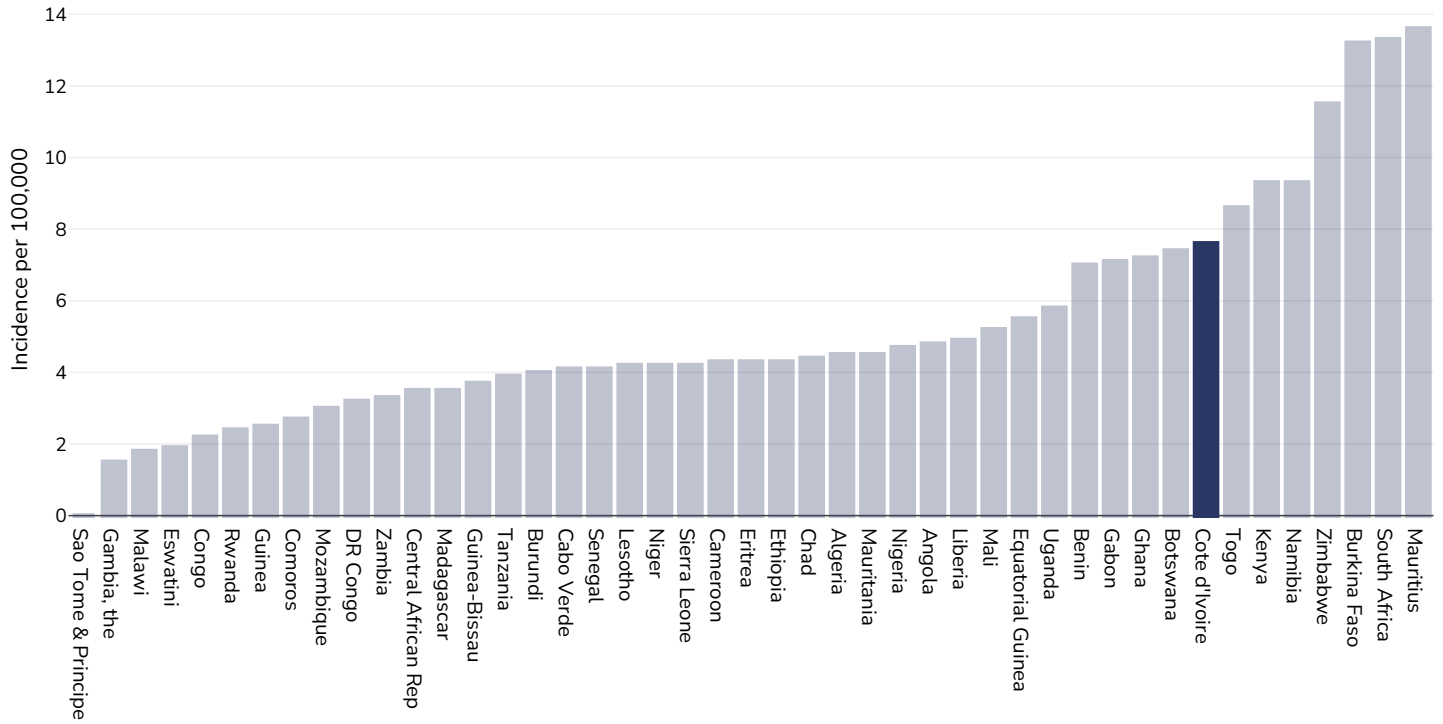
Area covered: National

References: Ferlay J, Ervik M, Lam F, Colombet M, Mery L, Piñeros M, Znaor A, Soerjomataram I, Bray F (2020). Global Cancer Observatory: Cancer Today. Lyon, France: International Agency for Research on Cancer. Available from: <https://gco.iarc.fr/today>, accessed 10.01.2101

Definitions: Age-standardized incidence rates per 100 000

Cancer of the uterus

Women, 2020



Age: 20+

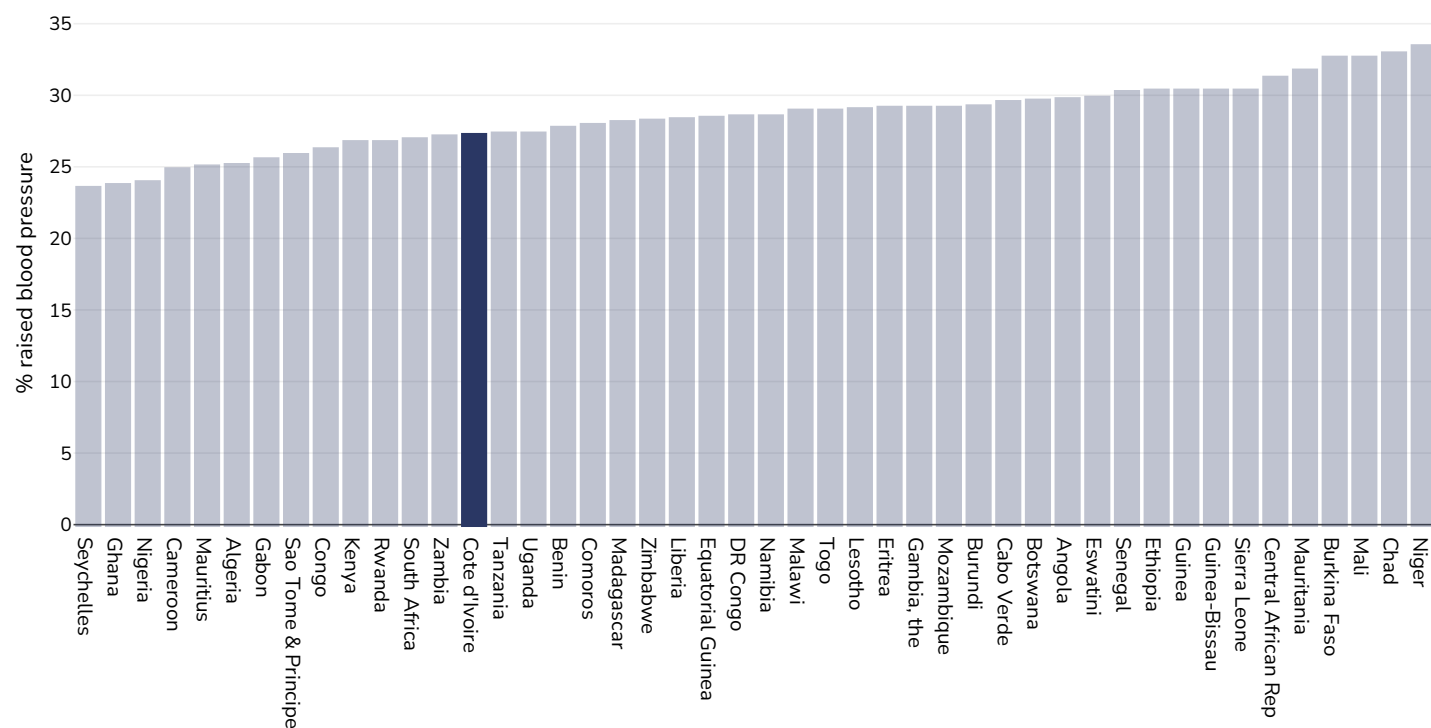
Area covered: National

References: Ferlay J, Ervik M, Lam F, Colombet M, Mery L, Piñeros M, Znaor A, Soerjomataram I, Bray F (2020). Global Cancer Observatory: Cancer Today. Lyon, France: International Agency for Research on Cancer. Available from: <https://gco.iarc.fr/today>, accessed 10.01.2101

Definitions: Age-standardized incidence rates per 100 000

Raised blood pressure

Adults, 2015



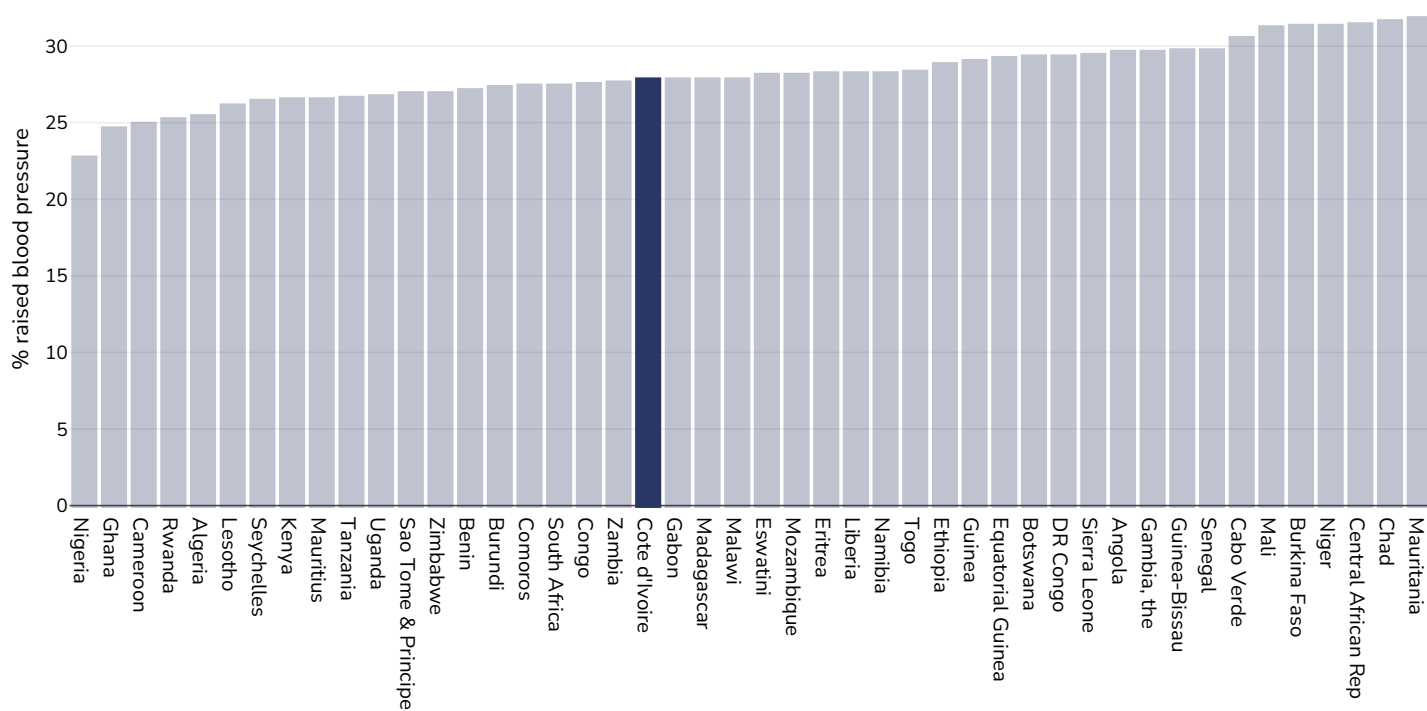
References:

Global Health Observatory data repository, World Health Organisation,
<http://apps.who.int/gho/data/node.main.A875?lang=en>

Definitions:

Age Standardised estimated % Raised blood pressure 2015 (SBP>=140 OR DBP>=90).

Men, 2015



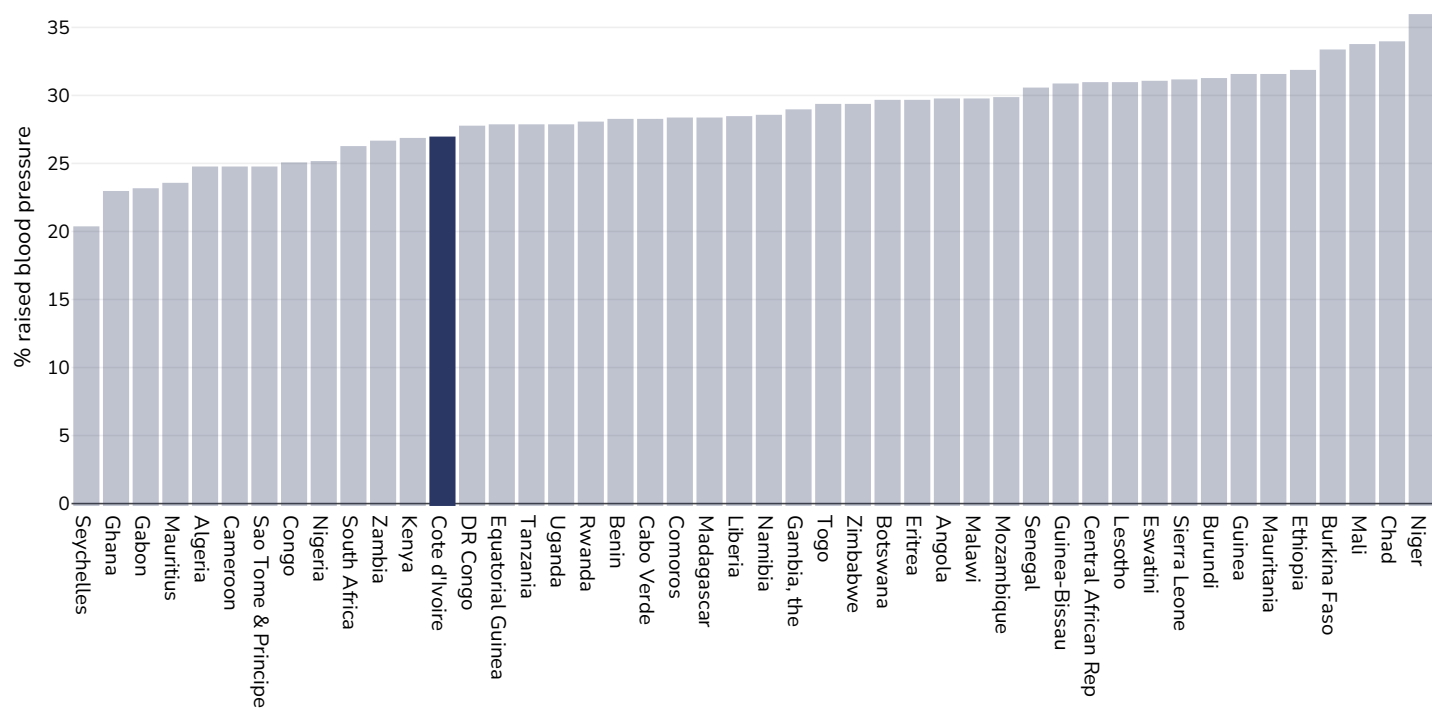
References:

Global Health Observatory data repository, World Health Organisation,
<http://apps.who.int/gho/data/node.main.A875?lang=en>

Definitions:

Age Standardised estimated % Raised blood pressure 2015 (SBP>=140 OR DBP>=90).

Women, 2015



References:

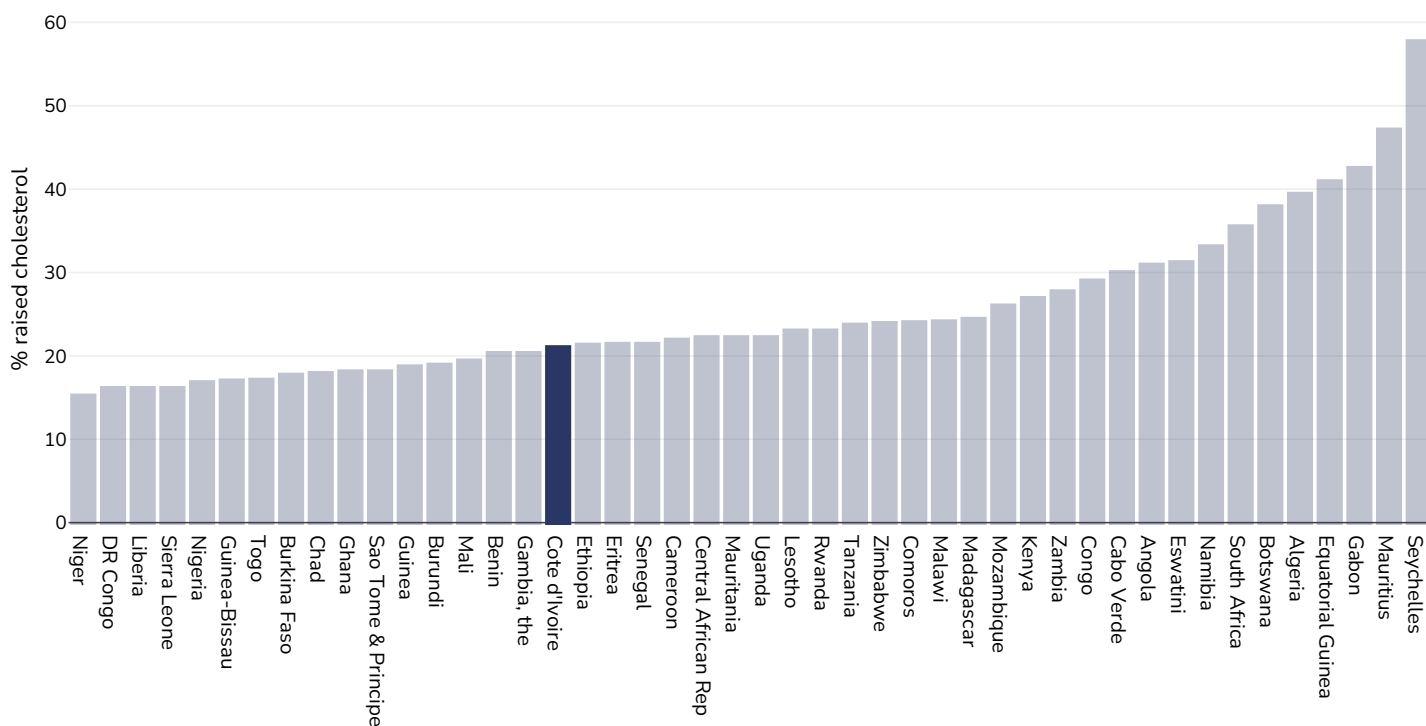
Global Health Observatory data repository, World Health Organisation,
<http://apps.who.int/gho/data/node.main.A875?lang=en>

Definitions:

Age Standardised estimated % Raised blood pressure 2015 (SBP>=140 OR DBP>=90).

Raised cholesterol

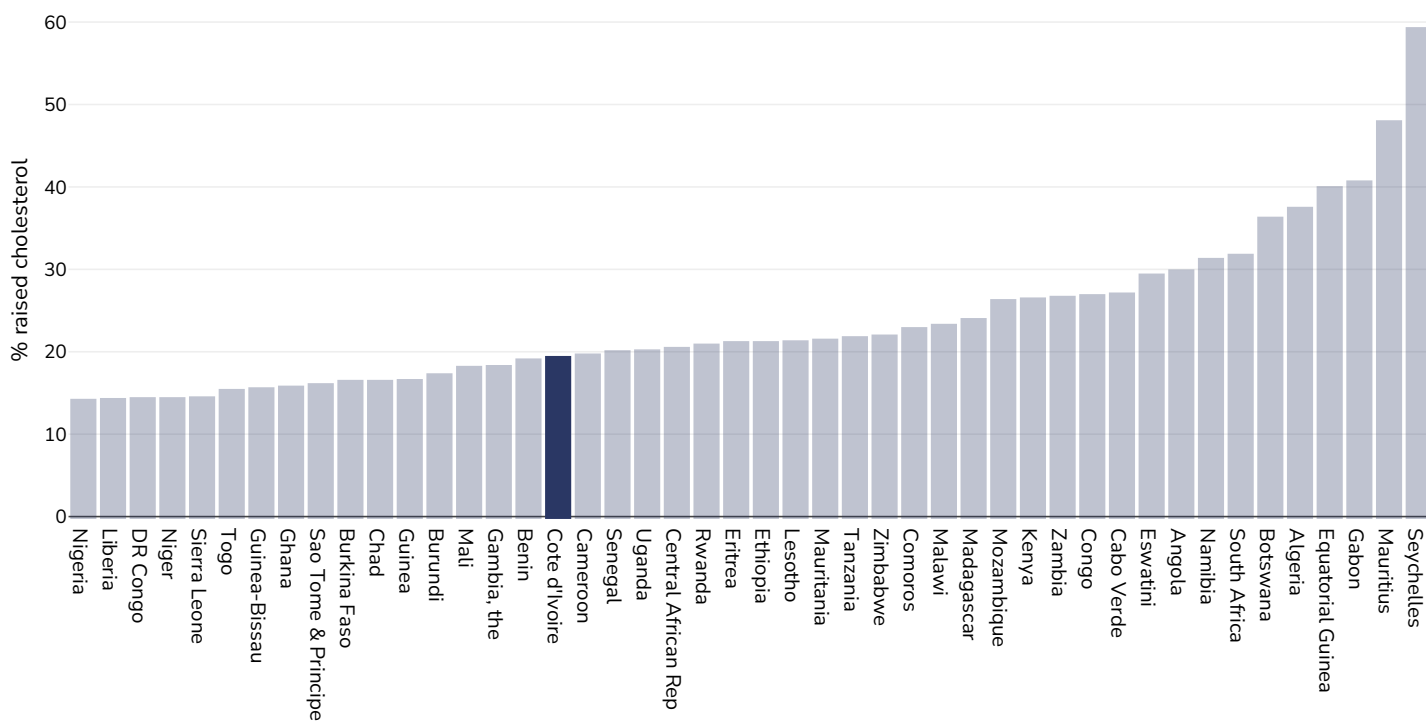
Adults, 2008



References: Global Health Observatory data repository, World Health Organisation, <http://apps.who.int/gho/data/node.main.A885>

Definitions: % Raised total cholesterol (≥ 5.0 mmol/L) (age-standardized estimate).

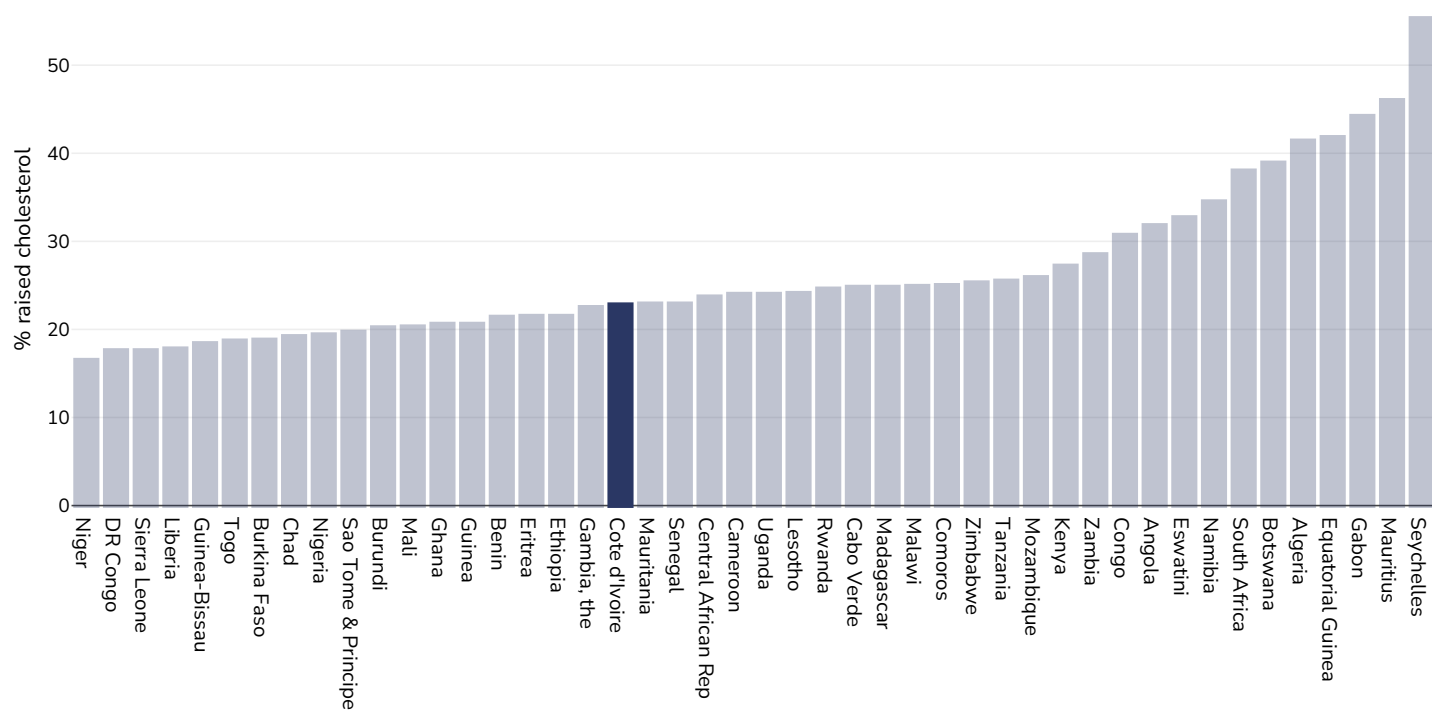
Men, 2008



References: Global Health Observatory data repository, World Health Organisation, <http://apps.who.int/gho/data/node.main.A885>

Definitions: % Raised total cholesterol (≥ 5.0 mmol/L) (age-standardized estimate).

Women, 2008

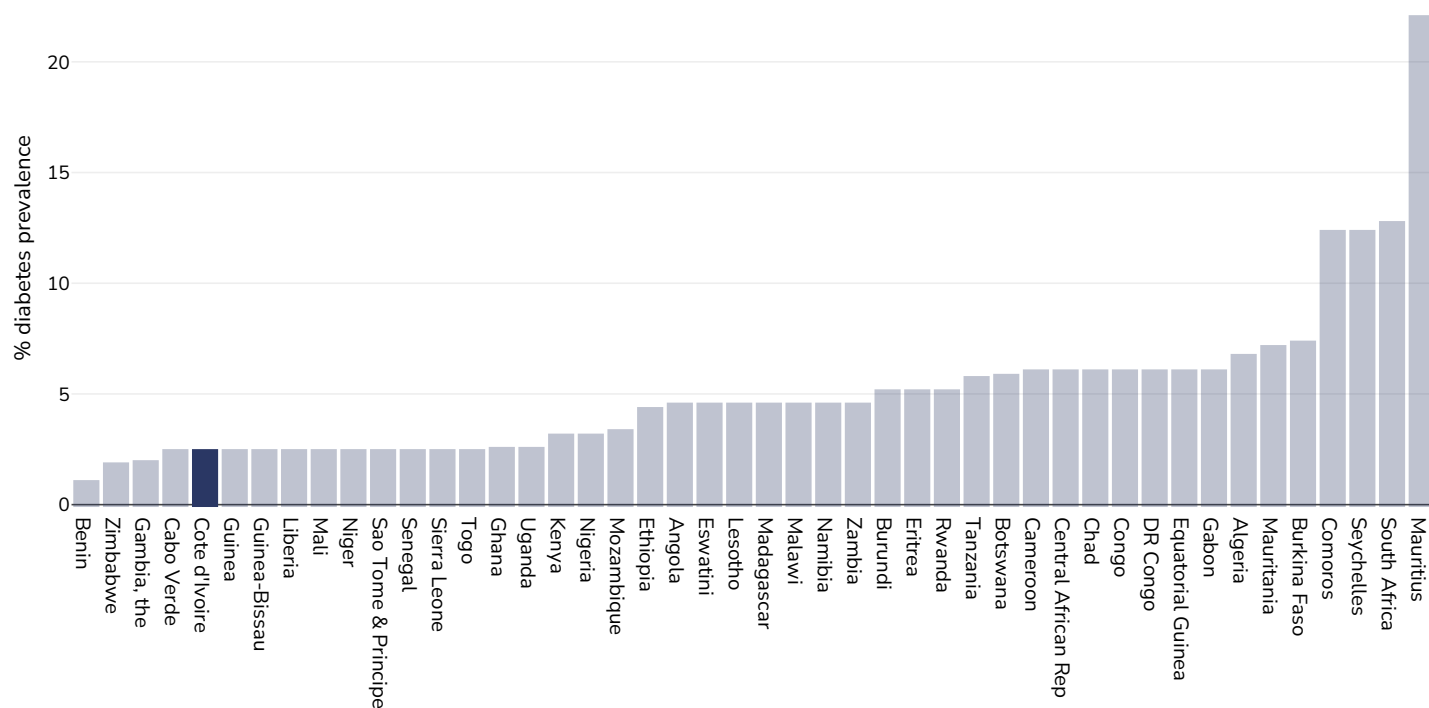


References: Global Health Observatory data repository, World Health Organisation, <http://apps.who.int/gho/data/node.main.A885>

Definitions: % Raised total cholesterol (≥ 5.0 mmol/L) (age-standardized estimate).

Diabetes prevalence

Adults, 2019



Age: 20-79

References: Reproduced with kind permission International Diabetes Federation. IDF Diabetes Atlas, 9th edn. Brussels, Belgium: 2019.
Available at: <https://www.diabetesatlas.org>

Definitions: Diabetes age-adjusted comparative prevalence (%).

Contextual factors

Disclaimer: These contextual factors should be interpreted with care. Results are updated as regularly as possible and use very specific criteria. The criteria used and full definitions are available for download at the bottom of this page.



Labelling

Is there mandatory nutrition labelling?	X
Front-of-package labelling?	X
Back-of-pack nutrition declaration?	X
Color coding?	X
Warning label?	X



Regulation and marketing

Are there fiscal policies on unhealthy products?	✗
Tax on unhealthy foods?	✗
Tax on unhealthy drinks?	✗
Are there fiscal policies on healthy products?	✗
Subsidy on fruits?	✗
Subsidy on vegetables?	✗
Subsidy on other healthy products?	✗
Mandatory limit or ban of trans fat (all settings)?	✓
Mandatory limit of trans fats in place (all settings)?	✓
Ban on trans-fats or phos in place (all settings)?	✗
Are there any mandatory policies/marketing restrictions on the promotion of unhealthy food/drinks to children?	✗
Mandatory restriction on broadcast media?	✗
Mandatory restriction on non-broadcast media?	✗
Voluntary policies/marketing restrictions on the promotion of unhealthy food/drinks to children?	✗
Are there mandatory standards for food in schools?	✗
Are there any mandatory nutrient limits in any manufactured food products?	✓
Nutrition standards for public sector procurement?	✗



Political will and support

National obesity strategy or nutrition and physical activity national strategy?	✓
National obesity strategy?	✗
National childhood obesity strategy?	✗
Comprehensive nutrition strategy?	✓
Comprehensive physical activity strategy?	✓
Evidence-based dietary guidelines and/or RDAs?	✗
National target(s) on reducing obesity?	✓
Guidelines/policy on obesity treatment?	✗
Promotion of breastfeeding?	✓



Monitoring and surveillance

Monitoring of the prevalence and incidence for the main obesity-related NCDs and risk factors?	✓
Within 5 years?	✓



Governance and resource

Multi-sectoral national co-ordination mechanism for obesity or nutrition (including obesity)?	✗
---	---

Key

✓ Present

✓_v Present
(voluntary)

✓ Incoming

✗ Absent

? Unknown

Last updated September 13, 2022

PDF created on July 18, 2024