

Report card Colombia

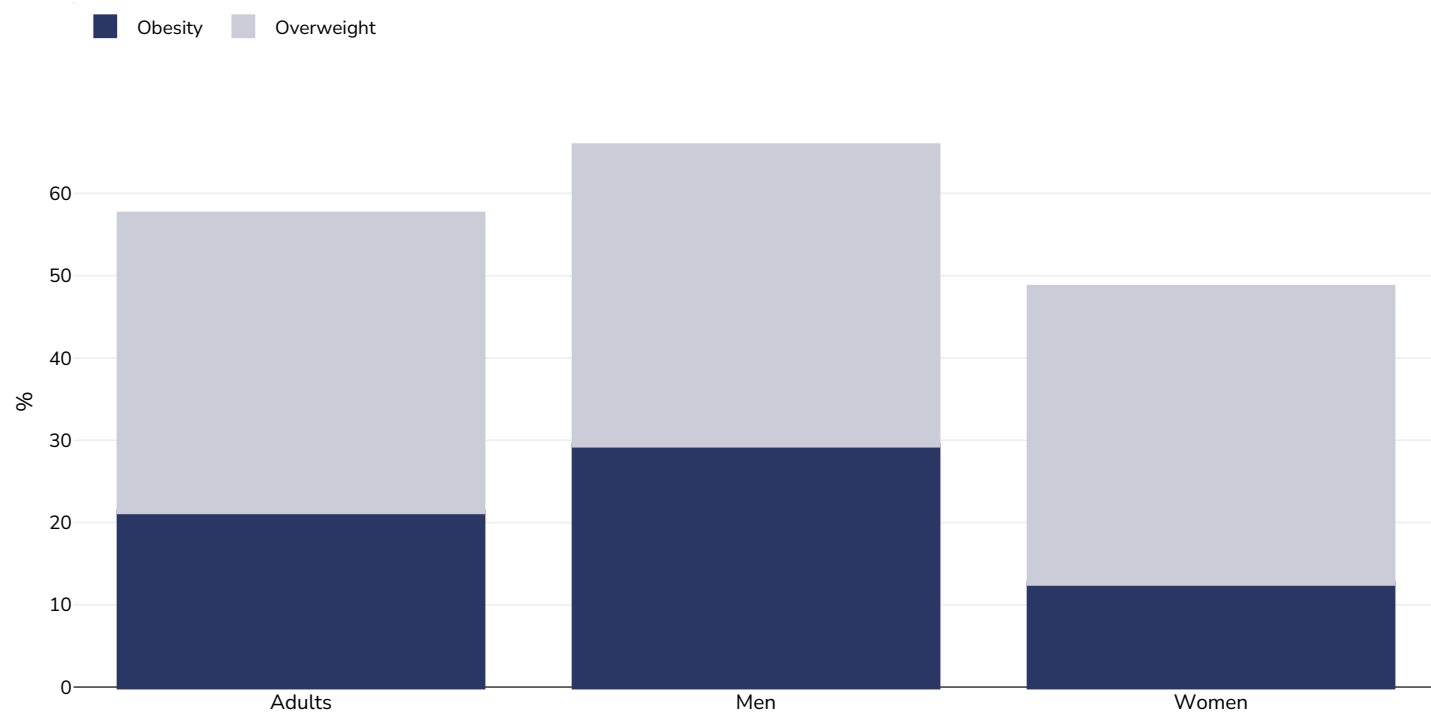


Upper-middle income

Contents	Page
Obesity prevalence	2
Trend: % Adults living with obesity in Colombia 1995-2010	5
Trend: % Adults living with overweight or obesity in Colombia 1995-2010	6
Trend: % Adults living with obesity in selected countries in the Americas Region 1960-2018, selected countries	7
Overweight/obesity by education	12
Overweight/obesity by age	15
Overweight/obesity by region	17
Overweight/obesity by socio-economic group	20
Insufficient physical activity	23
Estimated per capita fruit intake	29
Estimated per-capita processed meat intake	30
Estimated per capita whole grains intake	31
Mental health - depression disorders	32
Mental health - anxiety disorders	33
% Infants exclusively breastfed 0-5 months	34
Oesophageal cancer	35
Breast cancer	37
Colorectal cancer	38
Pancreatic cancer	40
Gallbladder cancer	42
Kidney cancer	44
Cancer of the uterus	46
Raised blood pressure	47
Raised cholesterol	50
Raised fasting blood glucose	53
Diabetes prevalence	55
Ovarian Cancer	56
Leukemia	57
Leukemia	59
Liver and intrahepatic bile duct Cancer	61
Multiple Myeloma	63
Non Hodgkin Lymphoma	65
Thyroid Cancer	67
Contextual factors	69

Obesity prevalence

Adults, 2018

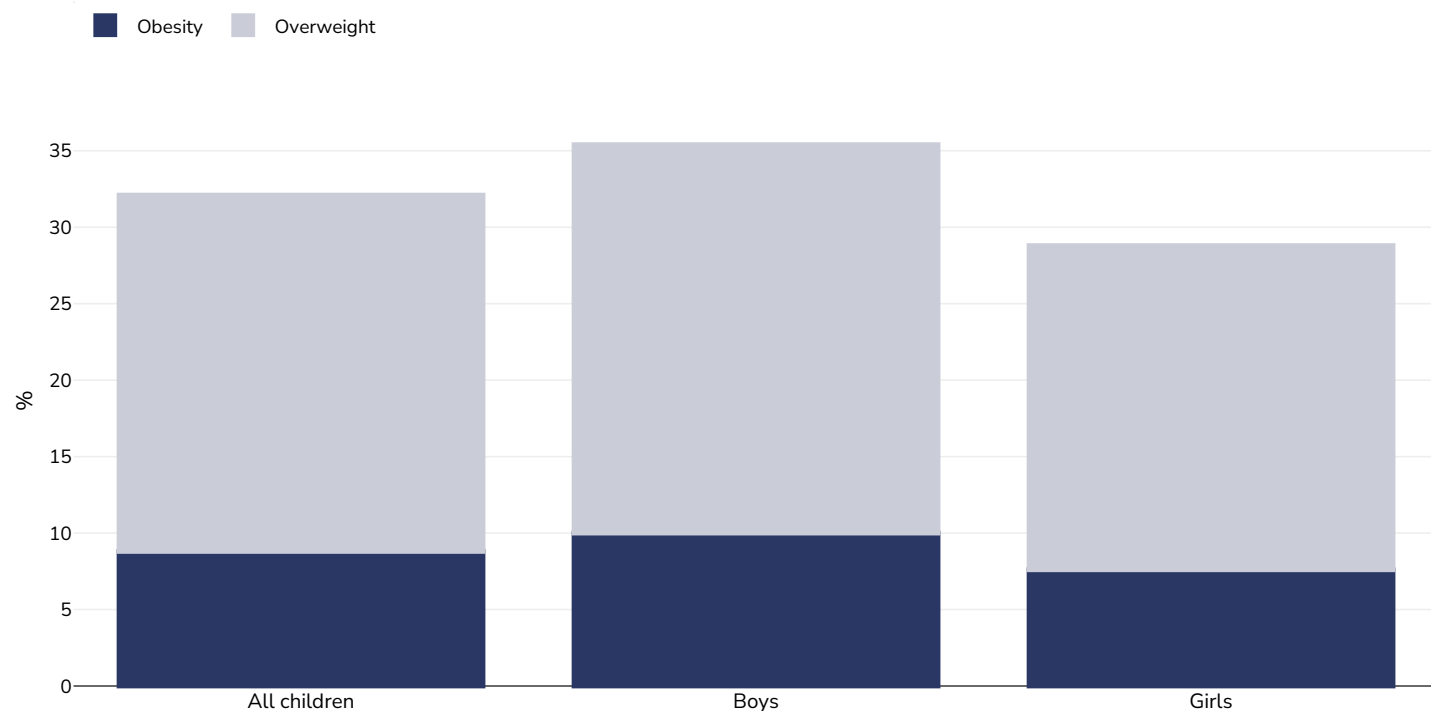


Survey type:	Measured
Age:	18-75
Sample size:	1537
Area covered:	Urban

References: Jimenez-Mora, Mario A et al. "Association of Overweight, Obesity and Abdominal Obesity with Socioeconomic Status and Educational Level in Colombia." *Diabetes, metabolic syndrome and obesity : targets and therapy* vol. 13 1887-1898. 3 Jun. 2020, doi:10.2147/DMSO.S244761

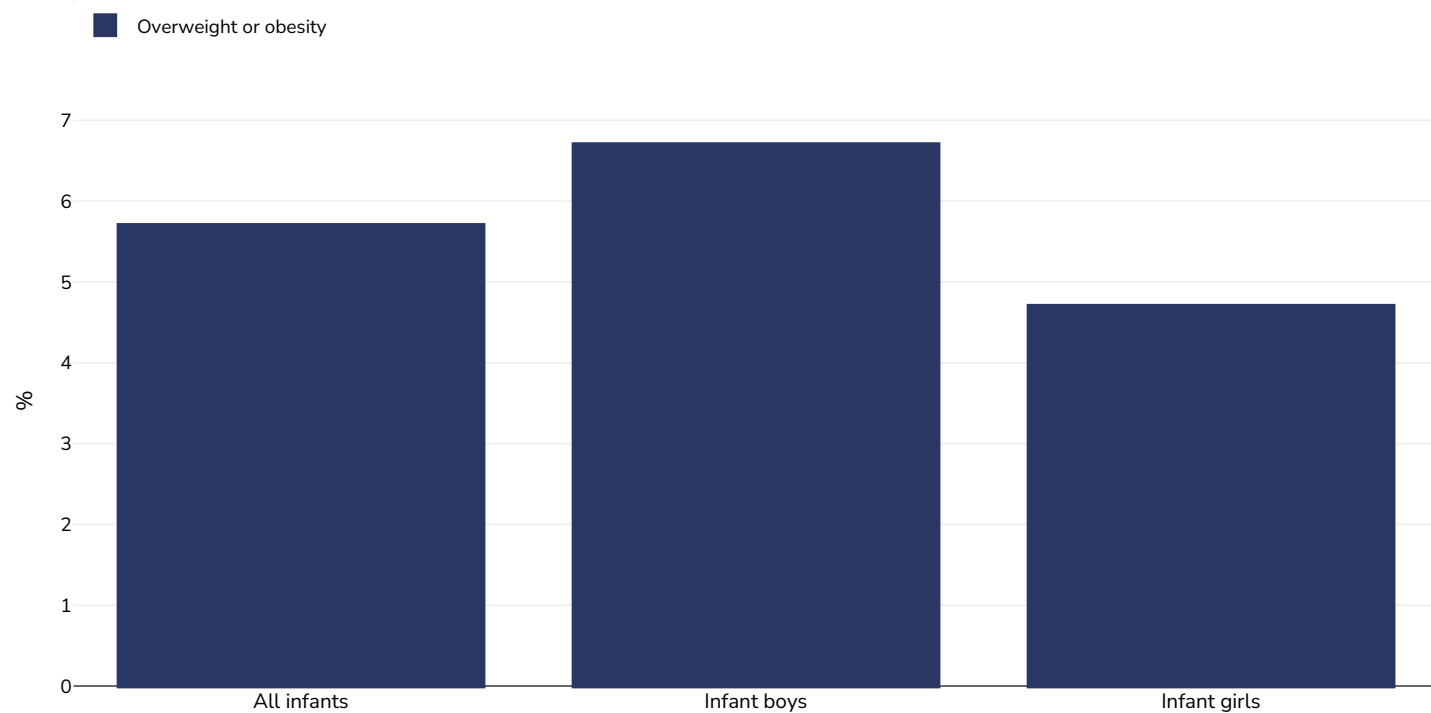
Unless otherwise noted, overweight refers to a BMI between 25kg and 29.9kg/m², obesity refers to a BMI greater than 30kg/m².

Children, 2018



Survey type:	Measured
Age:	5-17
Sample size:	385
Area covered:	Urban
References:	Jimenez-Mora, Mario A et al. "Association of Overweight, Obesity and Abdominal Obesity with Socioeconomic Status and Educational Level in Colombia." <i>Diabetes, metabolic syndrome and obesity : targets and therapy</i> vol. 13 1887-1898. 3 Jun. 2020, doi:10.2147/DMSO.S244761
Notes:	PLEASE NOTE SMALL SAMPLE SIZE Conflicting age ranges presented in paper. The Child data may be either 2-17 years of 5-17 years. It has been assumed 5-17 years, though author has been contacted to confirm.
Definitions:	Cut offs. 25-59 months BMI for Age Z Score $>1 \leq 3$ for overweight, >3 Obesity 5-17 years BMI for Age Z Score $>1 \leq 2$ for overweight, > 2 Obesity

Infants, 2015-2016



Age: 0-5

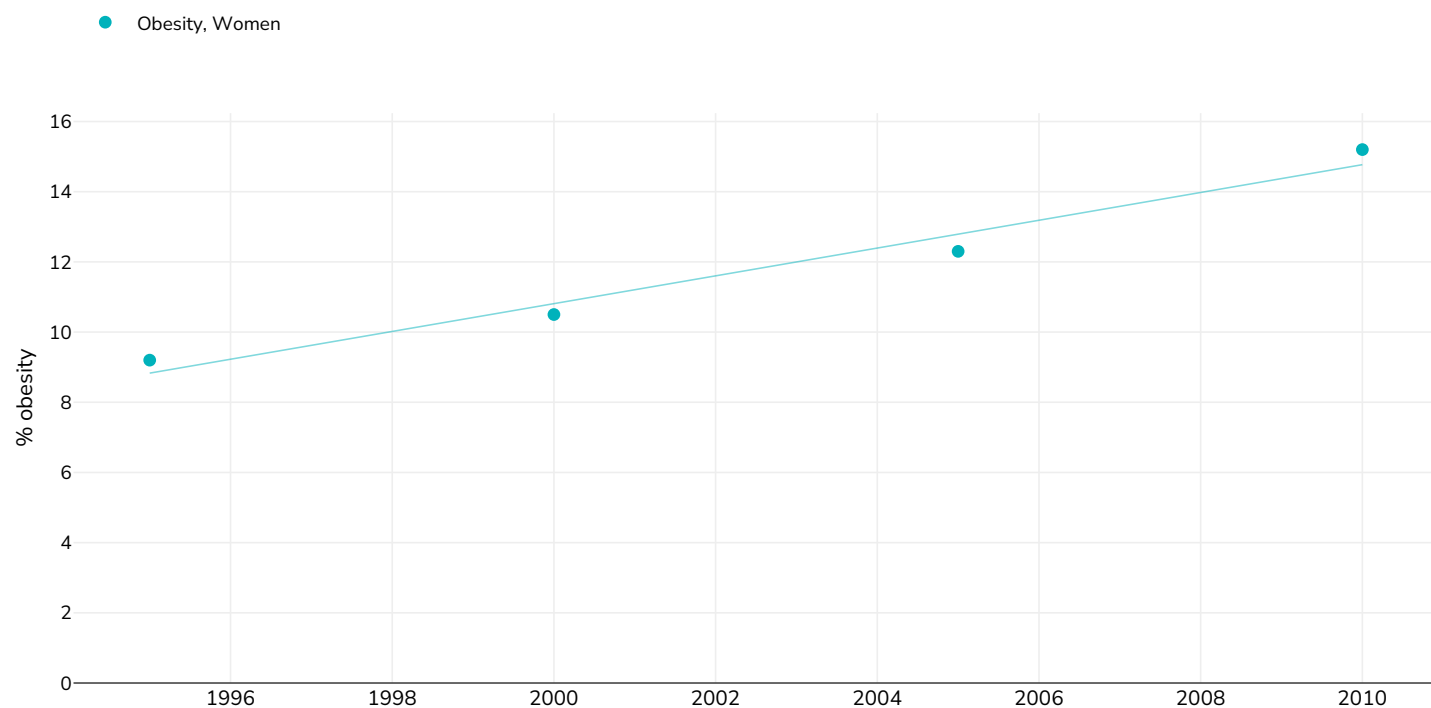
Sample size: 4082658

References: NNS: Colombia National Survey of the Nutritional Situation 2015

Notes: UNICEF/WHO/World Bank Joint Child Malnutrition Estimates Expanded Database: Overweight (Survey Estimates), May 2023, New York. For more information about the methodology, please consult <https://data.unicef.org/resources/jme-2023-country-consultations/> Percentage of children under 5 years of age falling above 2 standard deviations (moderate and severe) from the median weight-for-height of the reference population.

Definitions: =>+2SD

% Adults living with obesity in Colombia 1995-2010



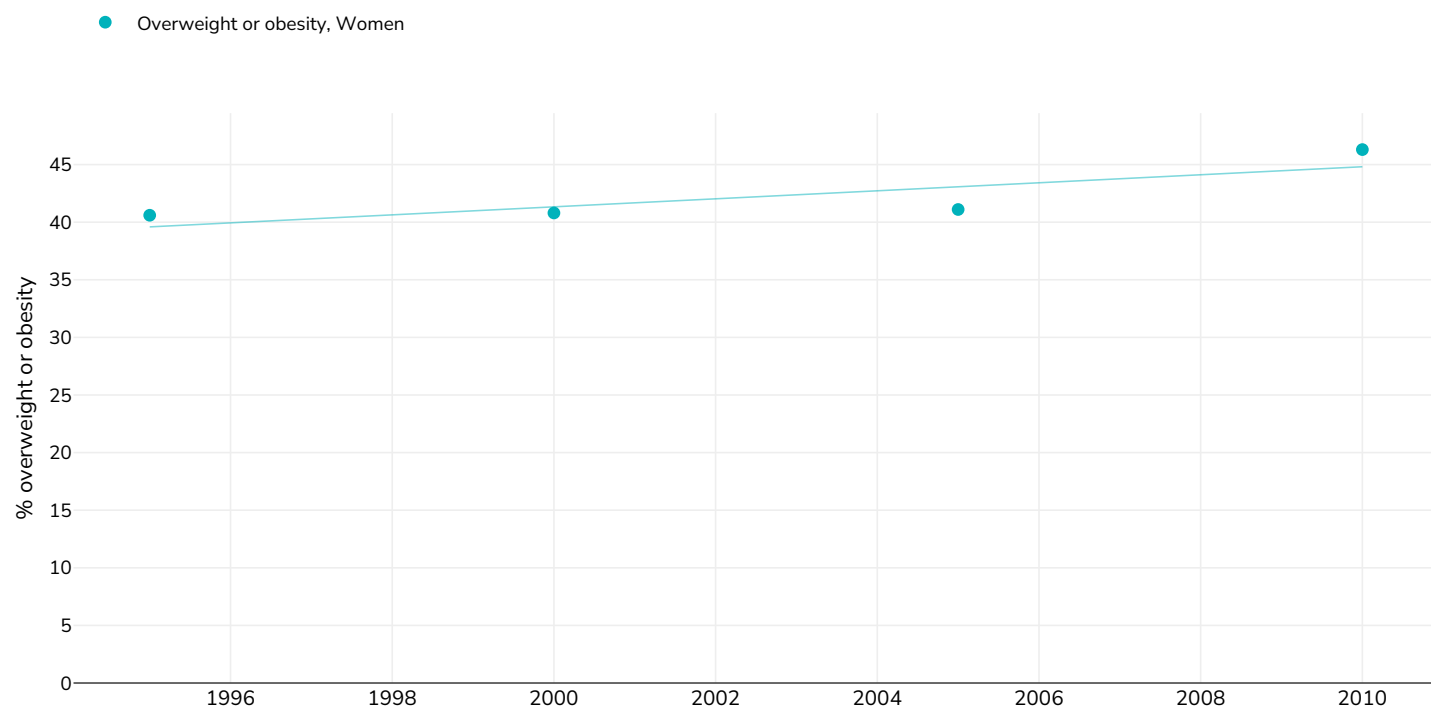
Survey type: Measured

- References:
- 1995: Martorell R, Khan LK, Hughes ML, Grummer Strawn LM. Obesity in women from developing countries. EJCN (2000) 54;247-252
 - 2000: SCN (2004). 5th Report on the World Nutrition Situation. Nutrition for Improved Development Outcomes. Appendix 11
 - 2005: Ojeda, Gabriel, Myriam Ordonez, and Luis Hernando Ochoa. 2005. Colombia Salud Sexual y Reproductiva: Resultados Encuesta Nacional de Demografía y Salud 2005. Bogotá, Colombia: Profamilia.
 - 2010: Ojeda, Gabriel, Myriam Ordonez, and Luis Hernando Ochoa. 2011. Colombia Encuesta Nacional de Demografía y Salud 2010. Bogotá, Colombia: Profamilia.

Unless otherwise noted, overweight refers to a BMI between 25kg and 29.9kg/m², obesity refers to a BMI greater than 30kg/m².

Different methodologies may have been used to collect this data and so data from different surveys may not be strictly comparable. Please check with original data sources for methodologies used.

% Adults living with overweight or obesity in Colombia 1995-2010



References: 1995: Martorell R, Khan LK, Hughes ML, Grummer Strawn LM. Obesity in women from developing countries. EJCN (2000) 54;247-252

2000: SCN (2004). 5th Report on the World Nutrition Situation. Nutrition for Improved Development Outcomes. Appendix 11

2005: Ojeda, Gabriel, Myriam Ordonez, and Luis Hernando Ochoa. 2005. Colombia Salud Sexual y Reproductiva: Resultados Encuesta Nacional de Demografía y Salud 2005. Bogotá, Colombia: Profamilia.

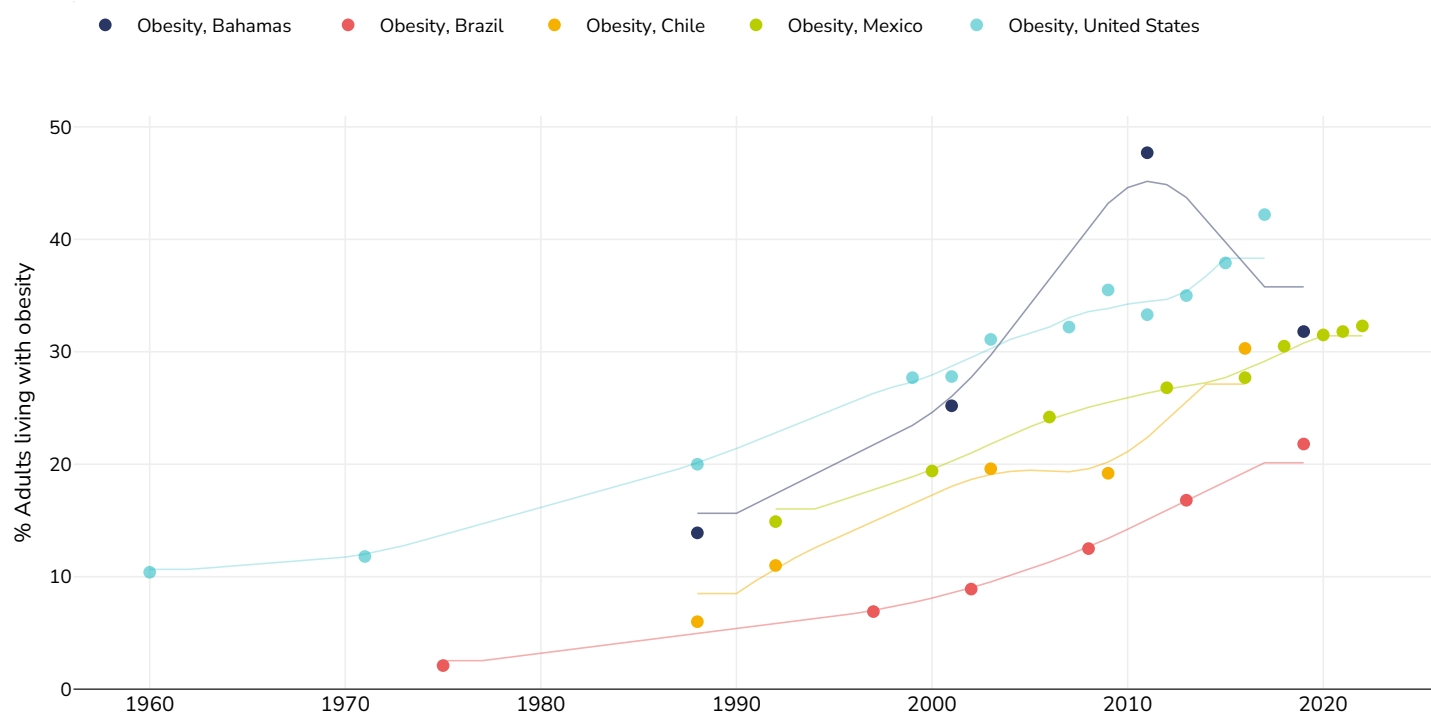
2010: Ojeda, Gabriel, Myriam Ordonez, and Luis Hernando Ochoa. 2011. Colombia Encuesta Nacional de Demografía y Salud 2010. Bogotá, Colombia: Profamilia.

Unless otherwise noted, overweight refers to a BMI between 25kg and 29.9kg/m², obesity refers to a BMI greater than 30kg/m².

Different methodologies may have been used to collect this data and so data from different surveys may not be strictly comparable. Please check with original data sources for methodologies used.

**% Adults living with obesity in selected countries in the Americas Region
1960-2018, selected countries**

Men



References:

1960, 1971, 1973, 1976, 1988, 1991: Flegal KM, Carroll MD, Kuczmarski RJ, Johnson CL. Overweight and obesity in the United States: prevalence and trends, 1960-1994. *International Journal of Obesity* (1998);22:39-47

1975: Monteiro CA, Conde WL, Popking BM. Is obesity replacing or adding to undernutrition? Evidence from different social classes in Brazil. *2002. Public Health Nutrition*:51(1A), 105-112

1992: Arroyo et al. Prevalence of Pre-Obesity and Obesity in Urban Adult Mexicans in Comparison with other Large Surveys. *Obesity Research*. 2000;8:179-185

1994, 1995: Martorell R, Khan LK, Hughes ML, Grummer Strawn LM. Obesity in women from developing countries. *EJCN* (2000) 54:247-252

1997: Filozof C, Gonzales C, Sereday M, Mazza C, Braguinsky J. Obesity prevalence and trends in Latin American countries. *Obesity Reviews*, 2001;2:99-196

1998: Instituto Nacional de Estadística - INE/Guatemala and Macro International. 1999. Guatemala Encuesta Nacional de Salud Materno Infantil 1998-1999. Calverton, Maryland, USA: Instituto Nacional de Estadística - INE/Guatemala and Macro International.

1999: Centres for Disease Control and Prevention. <http://www.cdc.gov/>

2000: SCN (2004). 5th Report on the World Nutrition Situation. Nutrition for Improved Development Outcomes. Appendix 11

2001: N Brathwaite, A Brathwaite, M Taylor. The Socio-economic Determinants of Obesity in Adults in the Bahamas. *West Indian Med J* 2011; 60 (4): 434

2002: Monteiro CA, Conde WL and Popkin BA. (2007). Income-specific trends in obesity in Brazil: 1975 - 2003. *American Journal of Public Health*, 97 (10): 1808 - 1812.

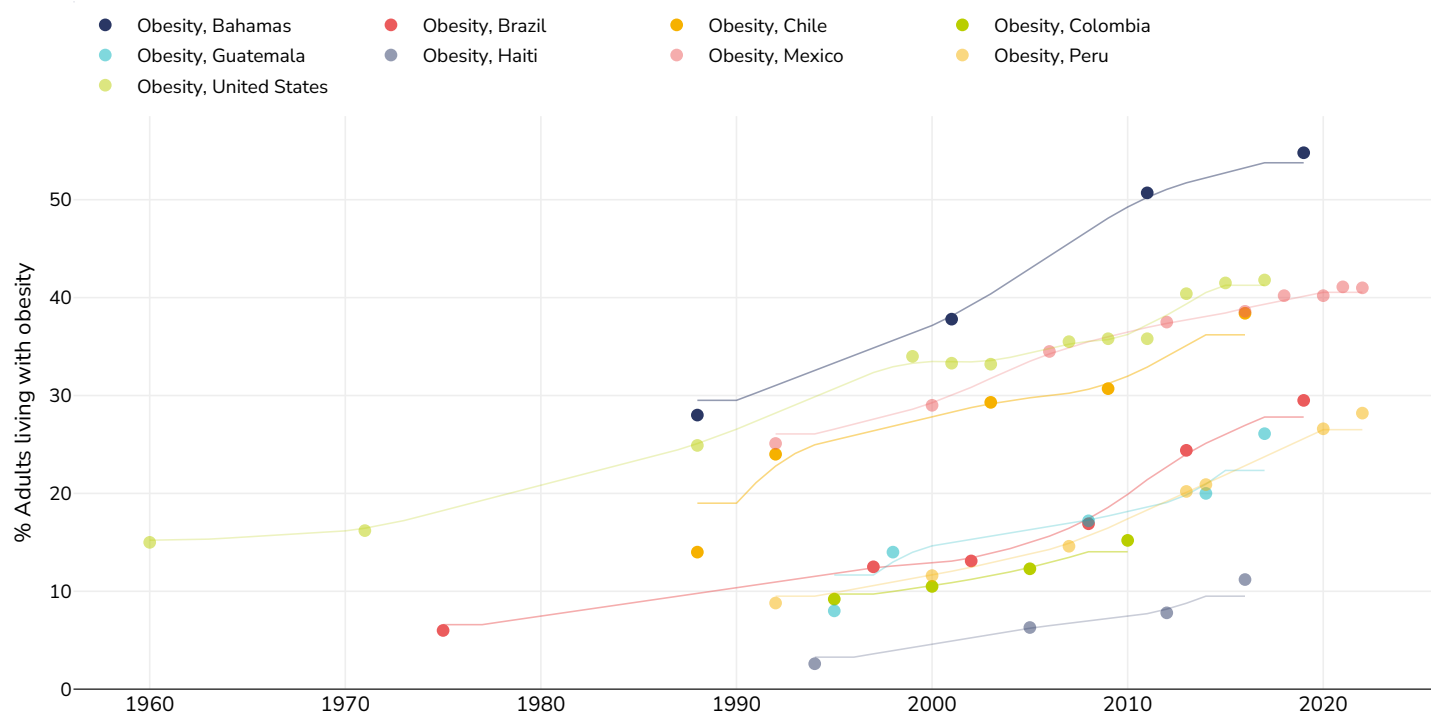
2003: Ogden CL, Carroll MD, Curtin LR, McDowell MA, Tabak CJ, & Flegal KM. (2006). Prevalence of Overweight and Obesity in the United States, 1999-2004. *The Journal of the American Medical Association*, Vol 295(13):1549 - 1555.

2005: 1st Argentinian National Survey of Risk Factors (Encuesta Nacional de Factores de Riesgo). Results from 1-3rd survey reported in the 4th survey report: https://www.indec.gov.ar/ftp/cuadros/publicaciones/enfr_2018_resultados_definitivos.pdf

2006: Olaiz-Fernández G, Rivera-Dommarco J, Shamah-Levy T, Rojas R, Villalpando-Hernández S, Hernández-Avila M, Sepúlveda-Amor J. Encuesta Nacional de Salud y Nutrición 2006. Cuernavaca, México: Instituto Nacional de Salud Pública, 2006. (National Health and Nutrition Survey 2006)

Different methodologies may have been used to collect this data and so data from different surveys may not be strictly comparable. Please check with original data sources for methodologies used.

Women

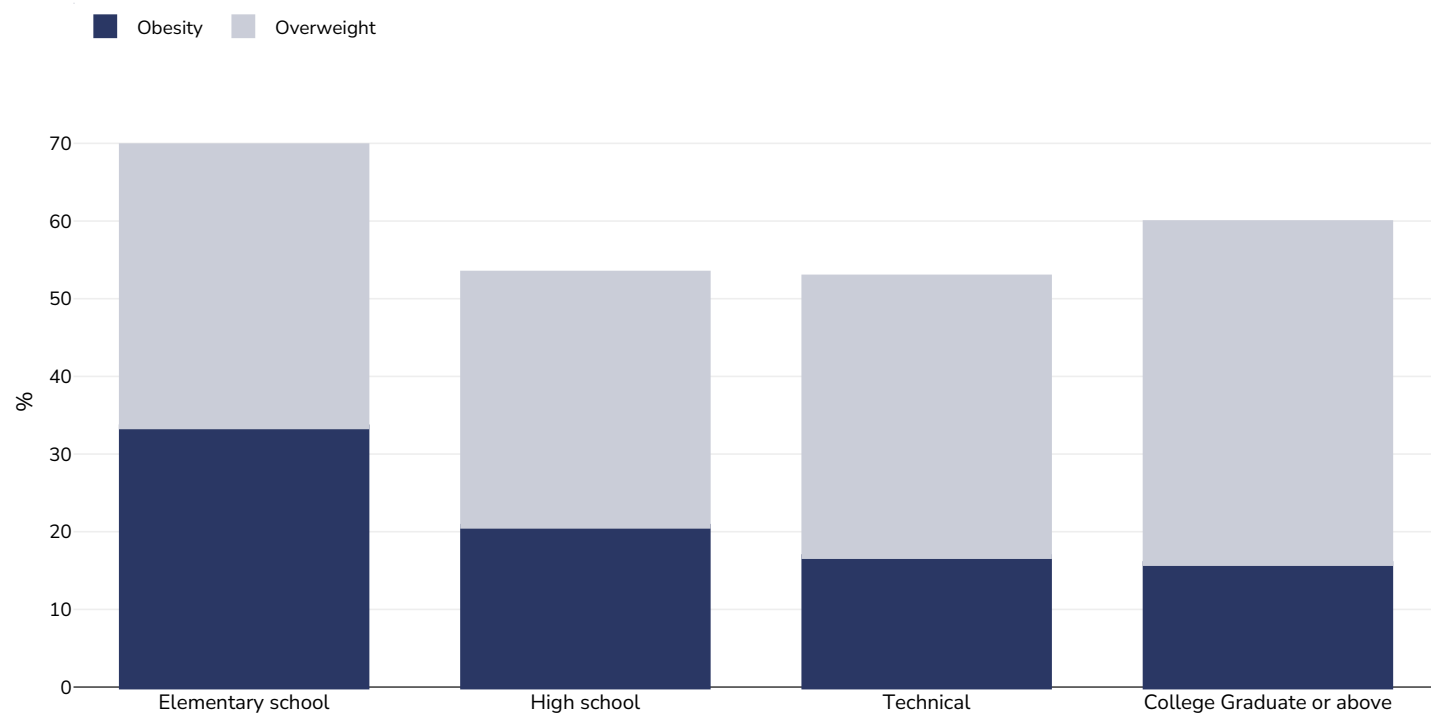


- References:
- 1960, 1971, 1973, 1976, 1988, 1991: Flegal KM, Carroll MD, Kuczmarski RJ, Johnson CL. Overweight and obesity in the United States: prevalence and trends, 1960-1994. *International Journal of Obesity* (1998);22:39-47
 - 1975: Monteiro CA, Conde WL, Popking BM. Is obesity replacing or adding to undernutrition? Evidence from different social classes in Brazil. *2002. Public Health Nutrition*:51(1A), 105-112
 - 1992: Arroyo et al. Prevalence of Pre-Obesity and Obesity in Urban Adult Mexicans in Comparison with other Large Surveys. *Obesity Research*. 2000;8:179-185
 - 1994, 1995: Martorell R, Khan LK, Hughes ML, Grummer Strawn LM. Obesity in women from developing countries. *EJCN* (2000) 54:247-252
 - 1997: Filozof C, Gonzales C, Sereday M, Mazza C, Braguinsky J. Obesity prevalence and trends in Latin American countries. *Obesity Reviews*, 2001;2:99-196
 - 1998: Instituto Nacional de Estadística - INE/Guatemala and Macro International. 1999. Guatemala Encuesta Nacional de Salud Materno Infantil 1998-1999. Calverton, Maryland, USA: Instituto Nacional de Estadística - INE/Guatemala and Macro International.
 - 1999: Centres for Disease Control and Prevention. <http://www.cdc.gov/>
 - 2000: SCN (2004). 5th Report on the World Nutrition Situation. Nutrition for Improved Development Outcomes. Appendix 11
 - 2001: N Brathwaite, A Brathwaite, M Taylor. The Socio-economic Determinants of Obesity in Adults in the Bahamas. *West Indian Med J* 2011; 60 (4): 434
 - 2002: Monteiro CA, Conde WL and Popkin BA. (2007). Income-specific trends in obesity in Brazil: 1975 - 2003. *American Journal of Public Health*, 97 (10): 1808 - 1812.
 - 2003: Ogden CL, Carroll MD, Curtin LR, McDowell MA, Tabak CJ, & Flegal KM. (2006). Prevalence of Overweight and Obesity in the United States, 1999-2004. *The Journal of the American Medical Association*, Vol 295(13):1549 - 1555.
 - 2005: 1st Argentinian National Survey of Risk Factors (Encuesta Nacional de Factores de Riesgo). Results from 1-3rd survey reported in the 4th survey report: https://www.indec.gov.ar/ftp/cuadros/publicaciones/enfr_2018_resultados_definitivos.pdf
 - 2006: Olaiz-Fernández G, Rivera-Dommarco J, Shamah-Levy T, Rojas R, Villalpando-Hernández S, Hernández-Avila M, Sepúlveda-Amor J. Encuesta Nacional de Salud y Nutrición 2006. Cuernavaca, México: Instituto Nacional de Salud Pública, 2006. (National Health and Nutrition Survey 2006)

Different methodologies may have been used to collect this data and so data from different surveys may not be strictly comparable. Please check with original data sources for methodologies used.

Overweight/obesity by education

Adults, 2018

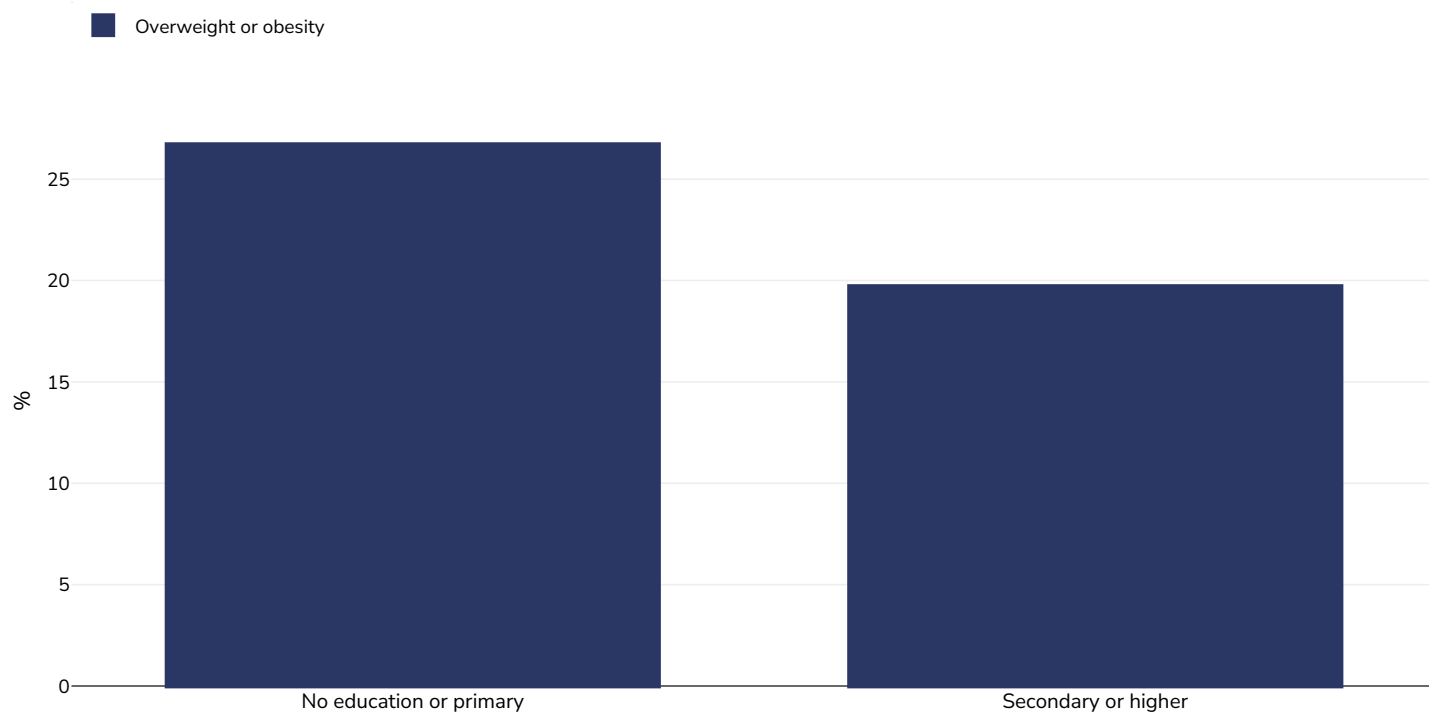


Survey type:	Measured
Age:	18-75
Sample size:	1537
Area covered:	Urban

References: Jimenez-Mora, Mario A et al. "Association of Overweight, Obesity and Abdominal Obesity with Socioeconomic Status and Educational Level in Colombia." *Diabetes, metabolic syndrome and obesity : targets and therapy* vol. 13 1887-1898. 3 Jun. 2020, doi:10.2147/DMSO.S244761

Unless otherwise noted, overweight refers to a BMI between 25kg and 29.9kg/m², obesity refers to a BMI greater than 30kg/m².

Girls, 2009-2010



Survey type: Measured

Age: 15-19

Sample size: 6658

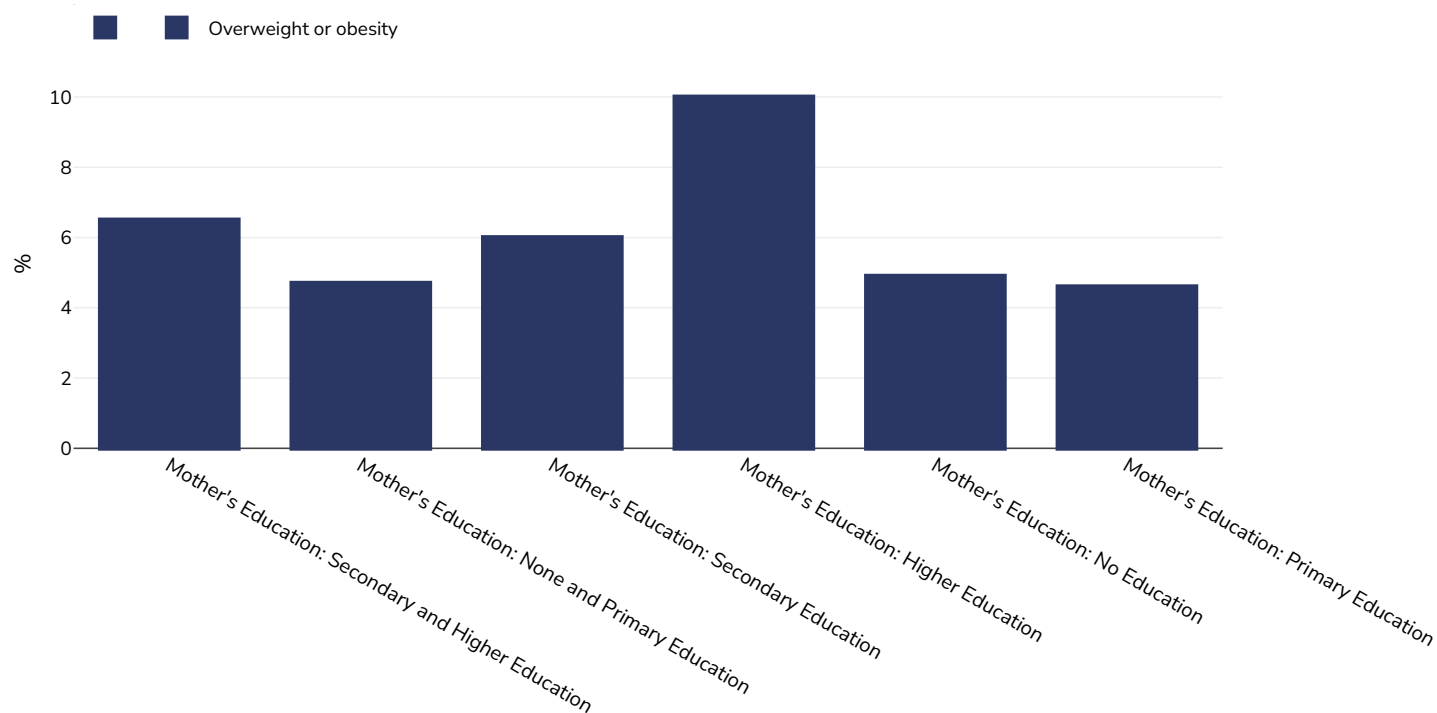
Area covered: National

References: Benedict, Rukundo K., Allison Schmale, and Sorrel Namaste. 2018. Adolescent Nutrition 2000-2017: DHS Data on Adolescents Age 15-19. DHS Comparative Report No. 47. Rockville, Maryland, USA: ICF. Ojeda, Gabriel, Myriam Ordonez, and Luis Hernando Ochoa. 2011. Colombia Encuesta Nacional de Demografía y Salud 2010. Bogotá, Colombia: Profamilia.

Definitions: BMI for age: between +1 SD and +2 SD is overweight and greater than +2 SD is obesity

Cutoffs: WHO 2007

Infants, 2015-2016



Sample size: 4082658

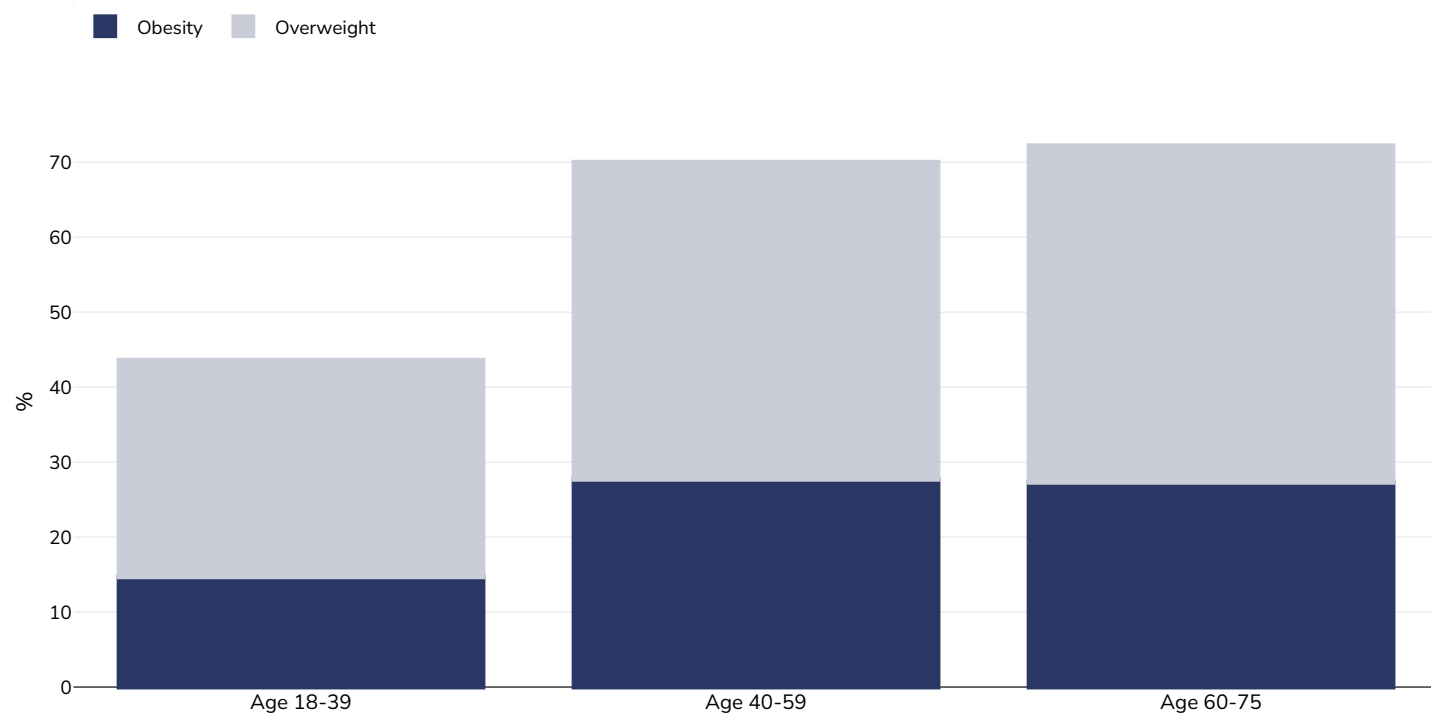
References: NNS: Colombia National Survey of the Nutritional Situation 2015

Notes: UNICEF/WHO/World Bank Joint Child Malnutrition Estimates Expanded Database: Overweight (Survey Estimates), May 2023, New York. For more information about the methodology, please consult <https://data.unicef.org/resources/jme-2023-country-consultations/> Percentage of children under 5 years of age falling above 2 standard deviations (moderate and severe) from the median weight-for-height of the reference population.

Definitions: =>+2SD

Overweight/obesity by age

Adults, 2018



Survey type: Measured

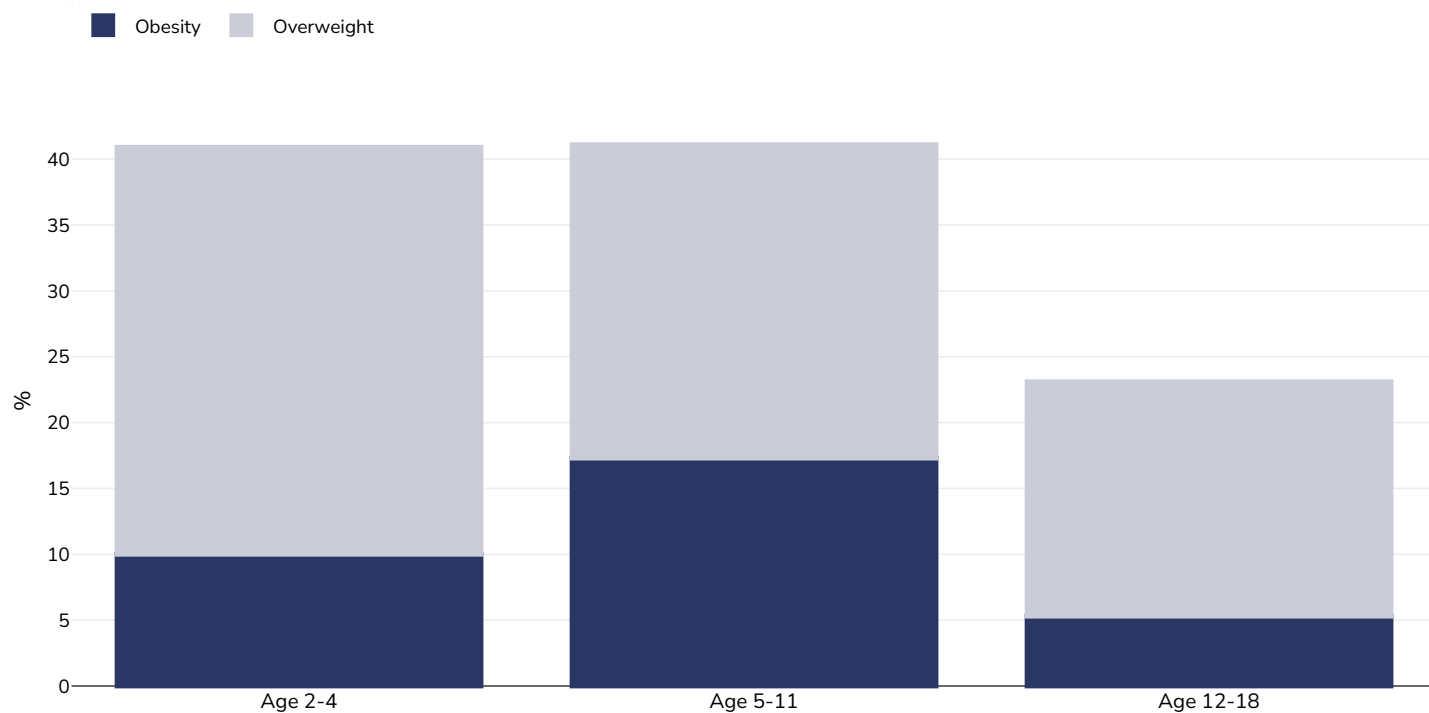
Sample size: 1537

Area covered: Urban

References: Jimenez-Mora, Mario A et al. "Association of Overweight, Obesity and Abdominal Obesity with Socioeconomic Status and Educational Level in Colombia." *Diabetes, metabolic syndrome and obesity : targets and therapy* vol. 13 1887-1898. 3 Jun. 2020, doi:10.2147/DMSO.S244761

Unless otherwise noted, overweight refers to a BMI between 25kg and 29.9kg/m², obesity refers to a BMI greater than 30kg/m².

Children, 2018



Survey type: Measured

Sample size: 385

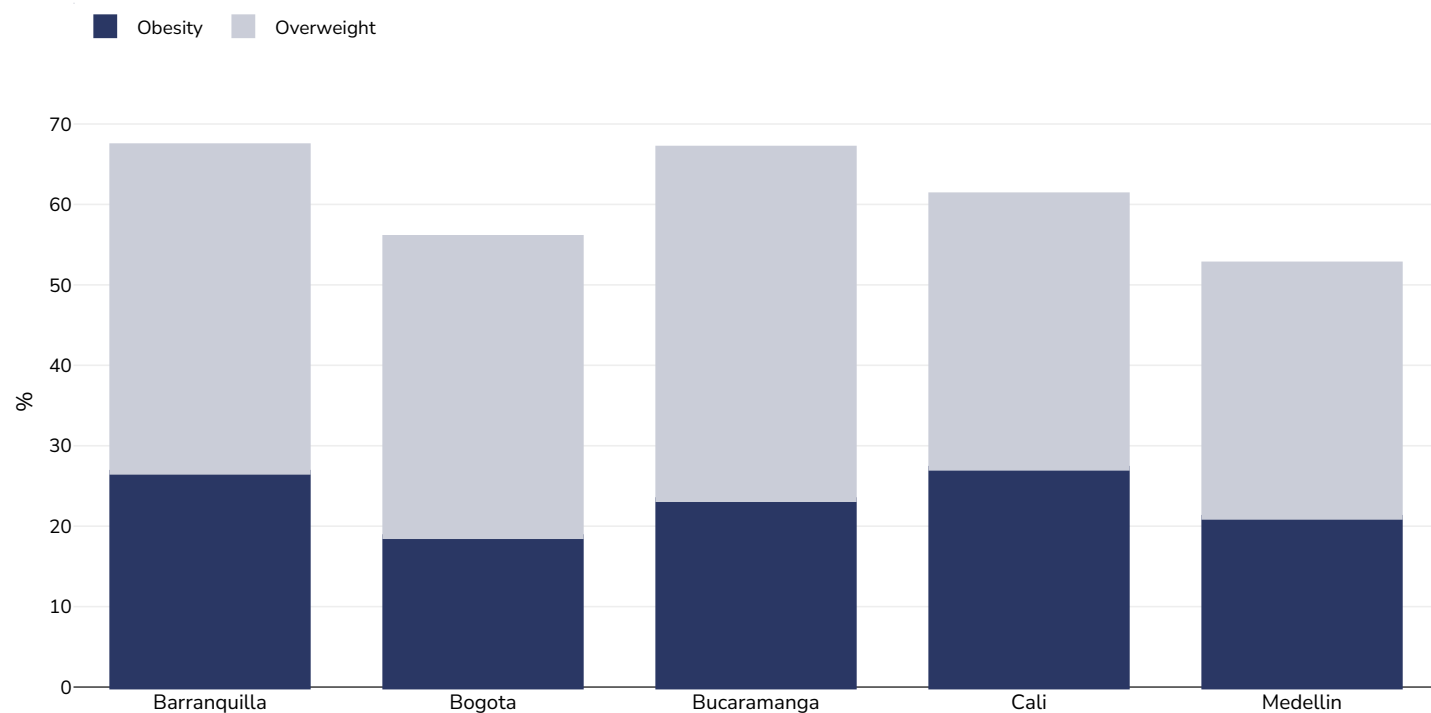
Area covered: Urban

References: Jimenez-Mora, Mario A et al. "Association of Overweight, Obesity and Abdominal Obesity with Socioeconomic Status and Educational Level in Colombia." *Diabetes, metabolic syndrome and obesity : targets and therapy* vol. 13 1887-1898. 3 Jun. 2020, doi:10.2147/DMSO.S244761

Notes: PLEASE NOTE SMALL SAMPLE SIZE Conflicting age ranges presented in paper. The Child data may be either 2-17 years of 5-17 years. It has been assumed 5-17 years, though author has been contacted to confirm. Cut offs. 25-59 months BMI for Age Z Score $>1 \leq 3$ for overweight, >3 Obesity 5-17 years BMI for Age Z Score $>1 \leq 2$ for overweight, > 2 Obesity

Overweight/obesity by region

Adults, 2018

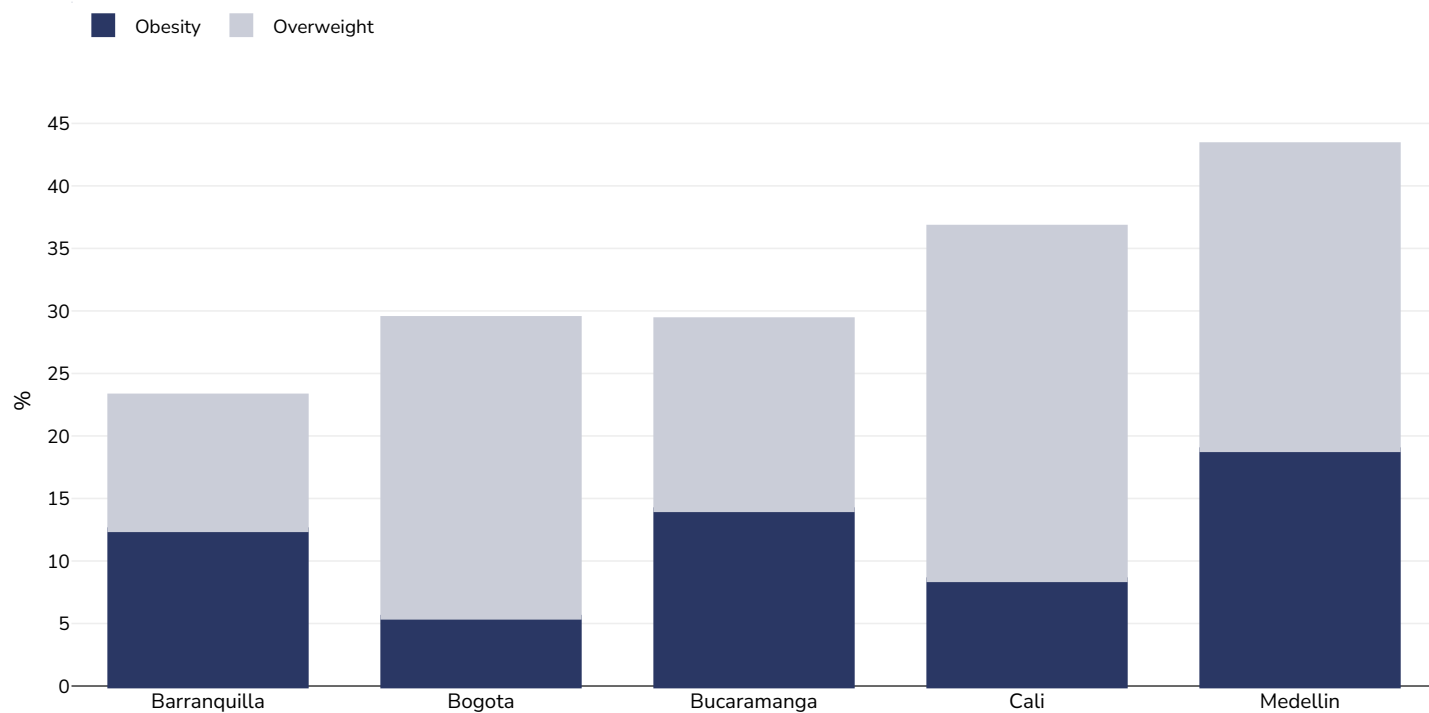


Survey type:	Measured
Age:	18-75
Sample size:	1537
Area covered:	Urban

References: Jimenez-Mora, Mario A et al. "Association of Overweight, Obesity and Abdominal Obesity with Socioeconomic Status and Educational Level in Colombia." *Diabetes, metabolic syndrome and obesity : targets and therapy* vol. 13 1887-1898. 3 Jun. 2020, doi:10.2147/DMSO.S244761

Unless otherwise noted, overweight refers to a BMI between 25kg and 29.9kg/m², obesity refers to a BMI greater than 30kg/m².

Children, 2018



Survey type: Measured

Age: 5-17

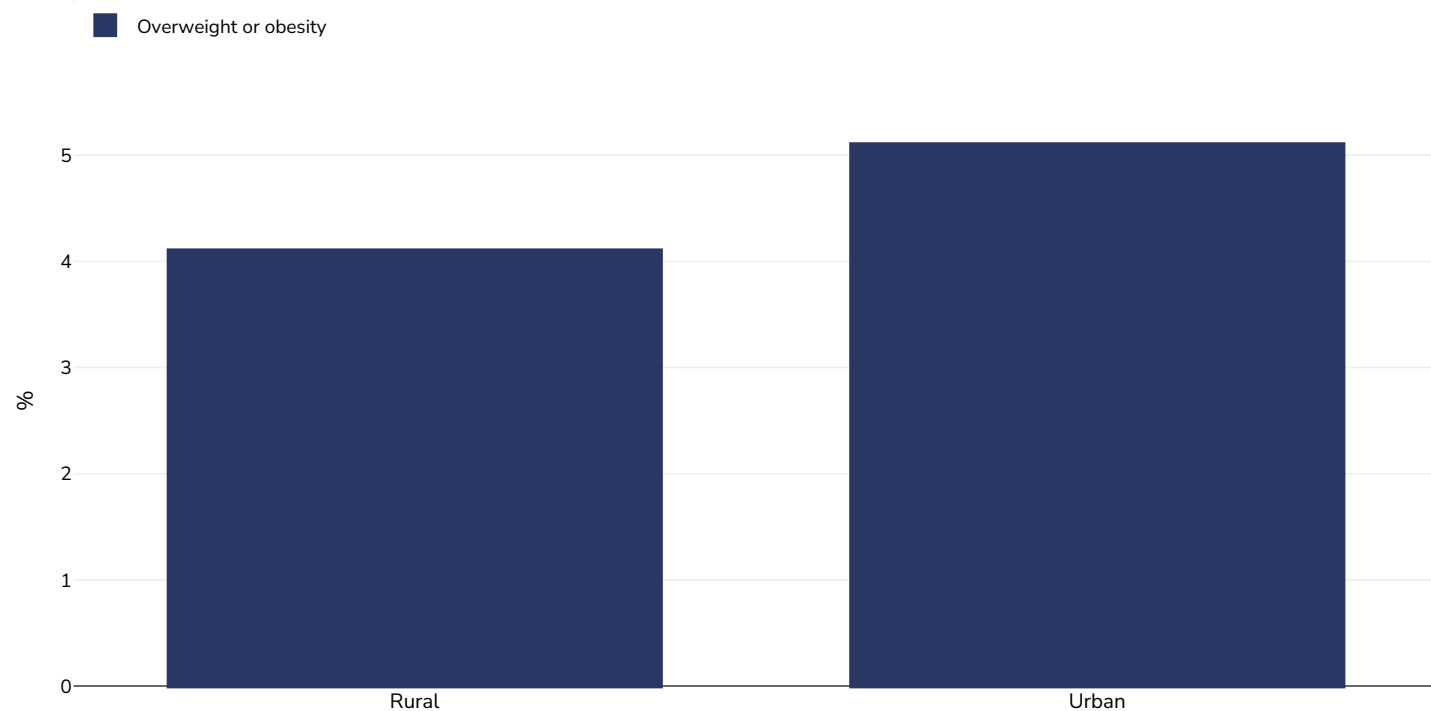
Sample size: 385

Area covered: Urban

References: Jimenez-Mora, Mario A et al. "Association of Overweight, Obesity and Abdominal Obesity with Socioeconomic Status and Educational Level in Colombia." *Diabetes, metabolic syndrome and obesity : targets and therapy* vol. 13 1887-1898. 3 Jun. 2020, doi:10.2147/DMSO.S244761

Notes: PLEASE NOTE SMALL SAMPLE SIZE Conflicting age ranges presented in paper. The Child data may be either 2-17 years of 5-17 years. It has been assumed 5-17 years, though author has been contacted to confirm. Cut offs. 25-59 months BMI for Age Z Score >1 ≤ 3 for overweight, >3 Obesity 5-17 years BMI for Age Z Score >1 ≤ 2 for overweight, > 2 Obesity

Infants, 2009-2010



Sample size: 15794

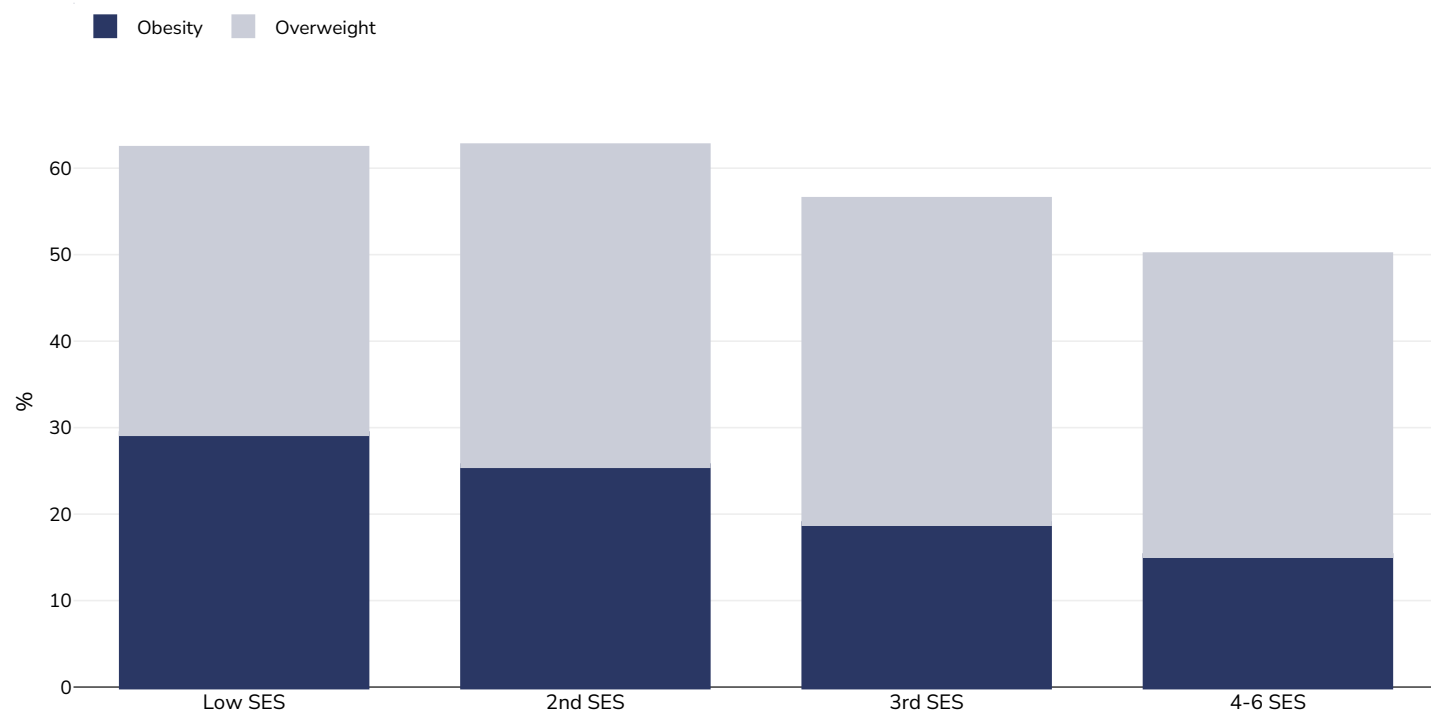
References: DHS: Encuesta Nacional de la Situacion Nutricional en Colombia 2010

Notes: UNICEF/WHO/World Bank Joint Child Malnutrition Estimates Expanded Database: Overweight (Survey Estimates), May 2023, New York. For more information about the methodology, please consult <https://data.unicef.org/resources/jme-2023-country-consultations/> Percentage of children under 5 years of age falling above 2 standard deviations (moderate and severe) from the median weight-for-height of the reference population.

Definitions: =>+2SD

Overweight/obesity by socio-economic group

Adults, 2018

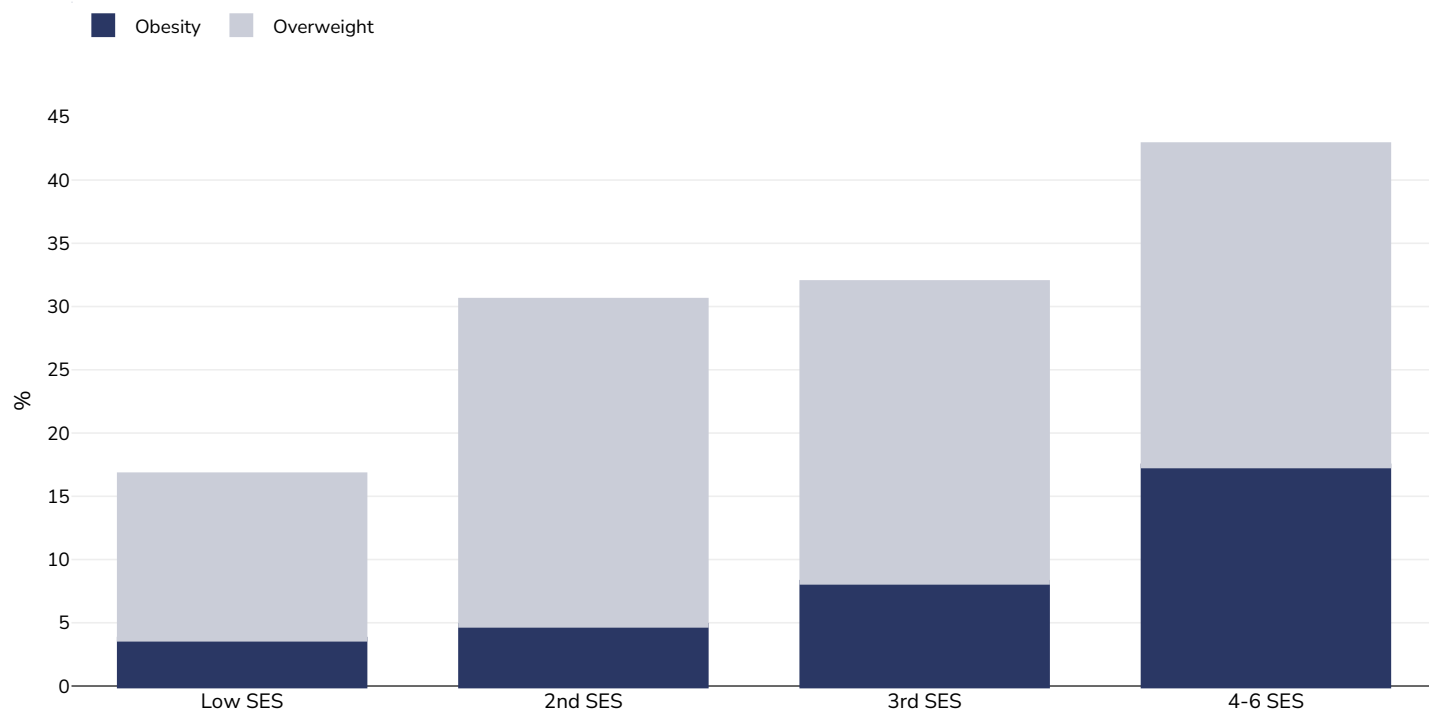


Survey type:	Measured
Age:	18-75
Sample size:	1537
Area covered:	Urban

References: Jimenez-Mora, Mario A et al. "Association of Overweight, Obesity and Abdominal Obesity with Socioeconomic Status and Educational Level in Colombia." *Diabetes, metabolic syndrome and obesity : targets and therapy* vol. 13 1887-1898. 3 Jun. 2020, doi:10.2147/DMSO.S244761

Unless otherwise noted, overweight refers to a BMI between 25kg and 29.9kg/m², obesity refers to a BMI greater than 30kg/m².

Children, 2018



Survey type: Measured

Age: 5-17

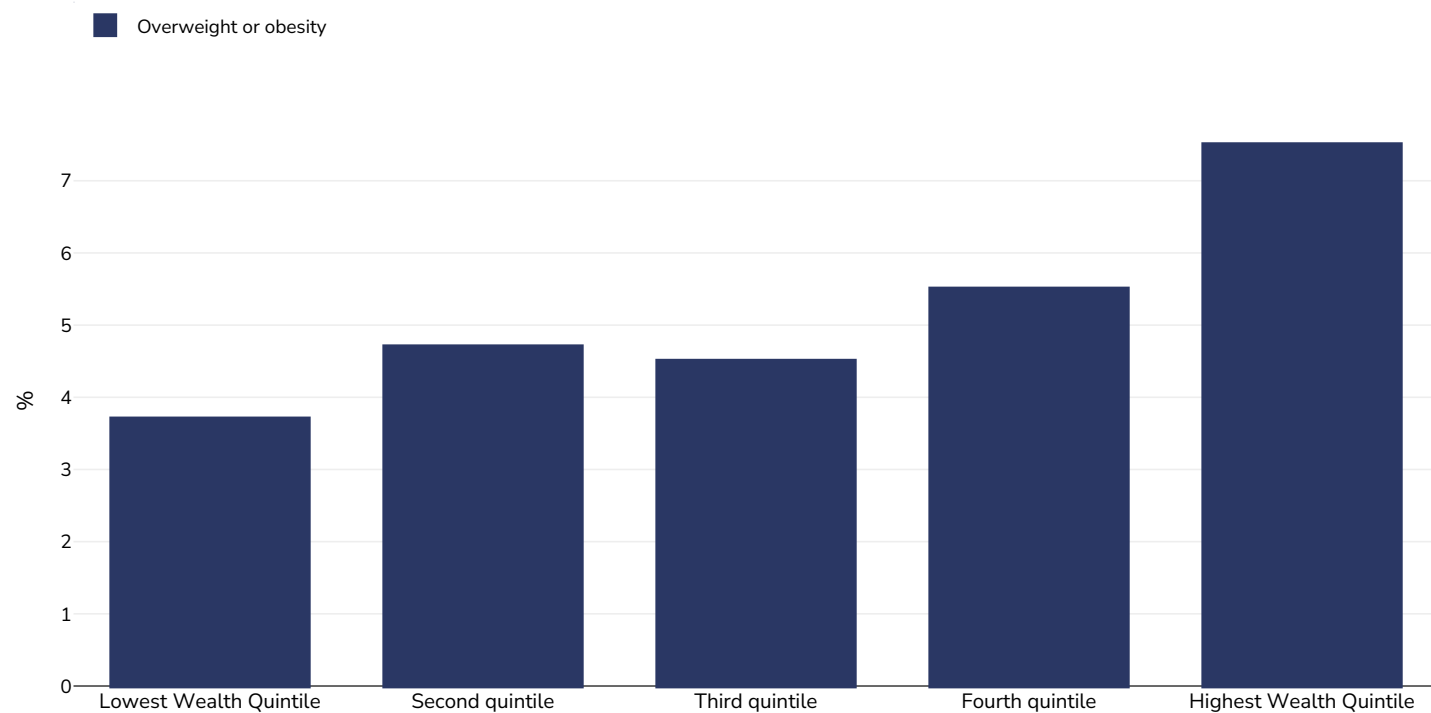
Sample size: 385

Area covered: Urban

References: Jimenez-Mora, Mario A et al. "Association of Overweight, Obesity and Abdominal Obesity with Socioeconomic Status and Educational Level in Colombia." *Diabetes, metabolic syndrome and obesity : targets and therapy* vol. 13 1887-1898. 3 Jun. 2020, doi:10.2147/DMSO.S244761

Notes: PLEASE NOTE SMALL SAMPLE SIZE Conflicting age ranges presented in paper. The Child data may be either 2-17 years of 5-17 years. It has been assumed 5-17 years, though author has been contacted to confirm. Cut offs. 25-59 months BMI for Age Z Score >1 ≤ 3 for overweight, >3 Obesity 5-17 years BMI for Age Z Score >1 ≤ 2 for overweight, > 2 Obesity

Infants, 2009-2010



Sample size: 15794

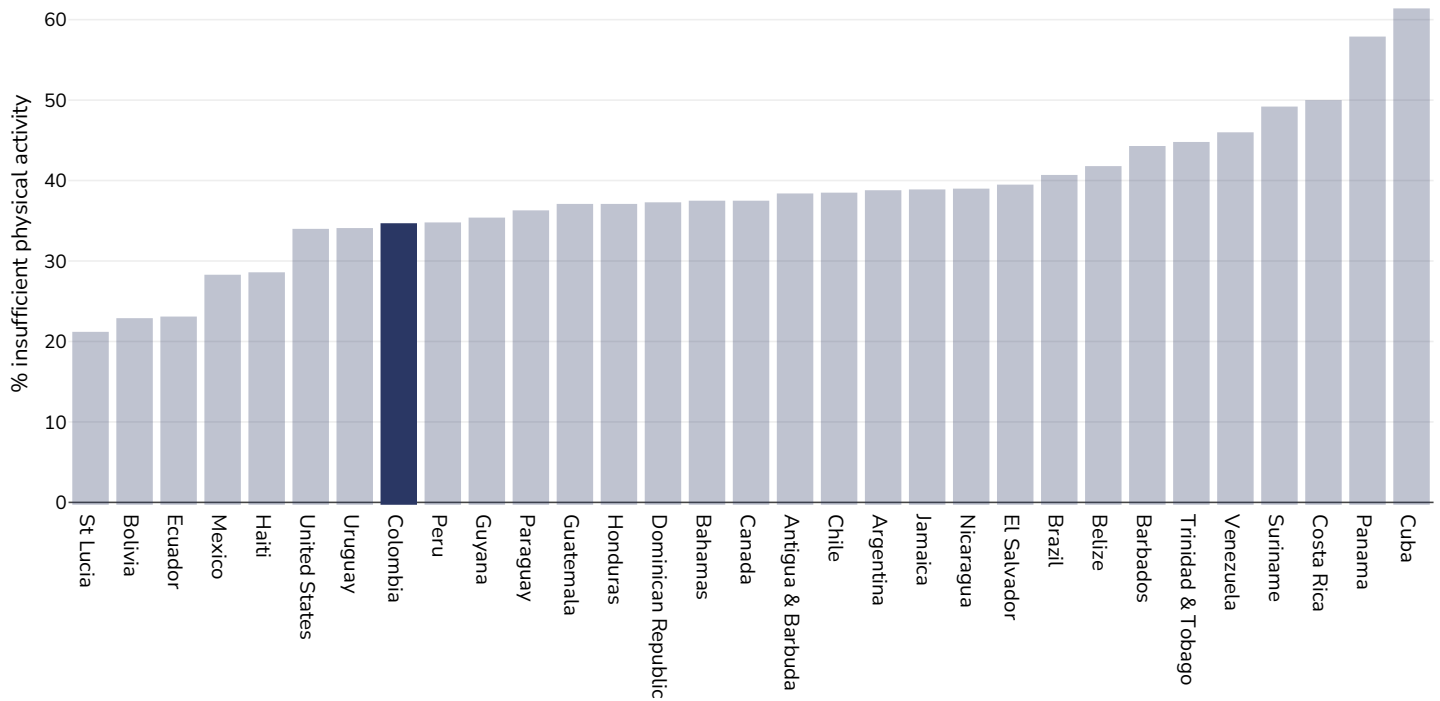
References: DHS: Encuesta Nacional de la Situacion Nutricional en Colombia 2010

Notes: UNICEF/WHO/World Bank Joint Child Malnutrition Estimates Expanded Database: Overweight (Survey Estimates), May 2023, New York. For more information about the methodology, please consult <https://data.unicef.org/resources/jme-2023-country-consultations/> Percentage of children under 5 years of age falling above 2 standard deviations (moderate and severe) from the median weight-for-height of the reference population.

Definitions: =>+2SD

Insufficient physical activity

Adults, 2022



Survey type: Self-reported

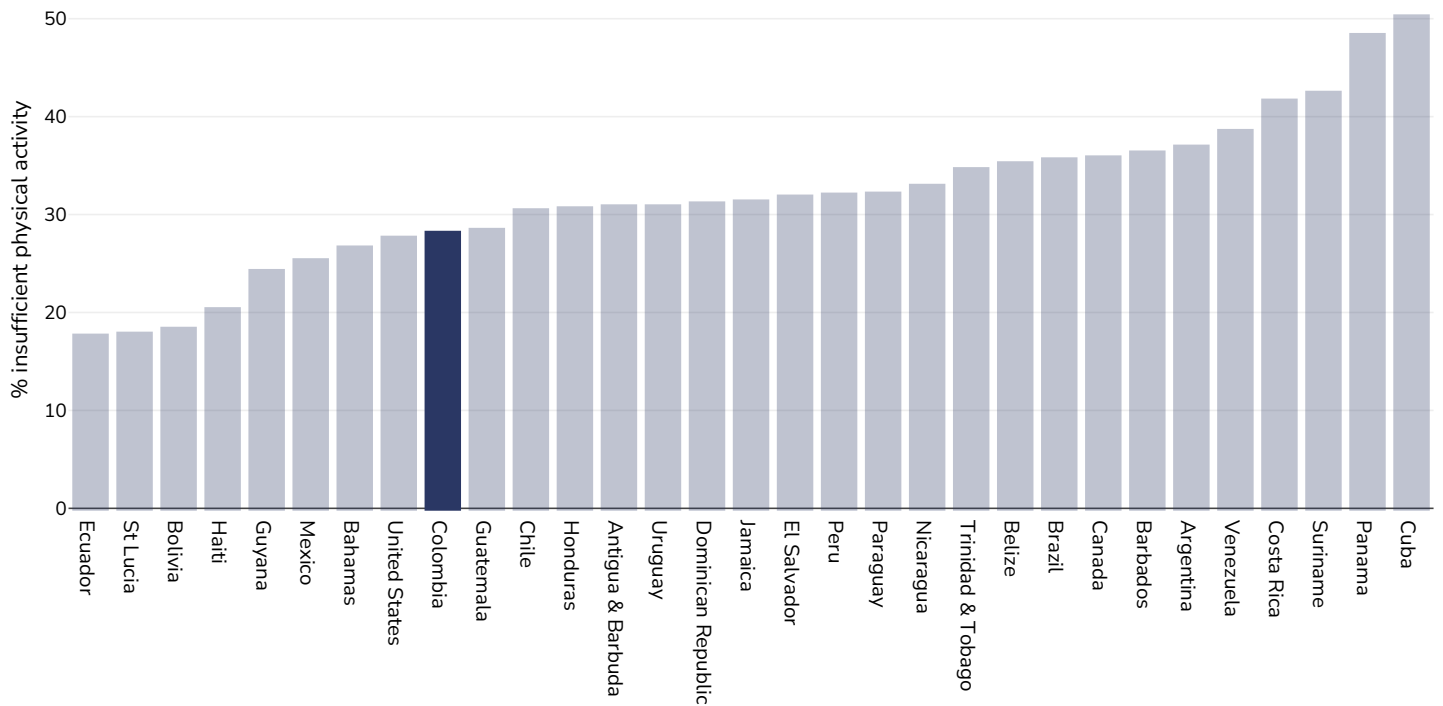
Age: 18+

Area covered: National

References: WHO (2024). Prevalence of insufficient physical activity among adults aged 18-years age-standardized estimate in 2022. Available at [https://www.who.int/data/gho/data/indicators/indicator-details/GHO/prevalence-of-insufficient-physical-activity-among-adults-aged-18-years-\(age-standardized-estimate\)-\(-\)](https://www.who.int/data/gho/data/indicators/indicator-details/GHO/prevalence-of-insufficient-physical-activity-among-adults-aged-18-years-(age-standardized-estimate)-(-))

Definitions: Percent of population attaining less than 150 minutes of moderate-intensity physical activity per week, or less than 75 minutes of vigorous-intensity physical activity per week, or equivalent.

Men, 2022



Survey type: Self-reported

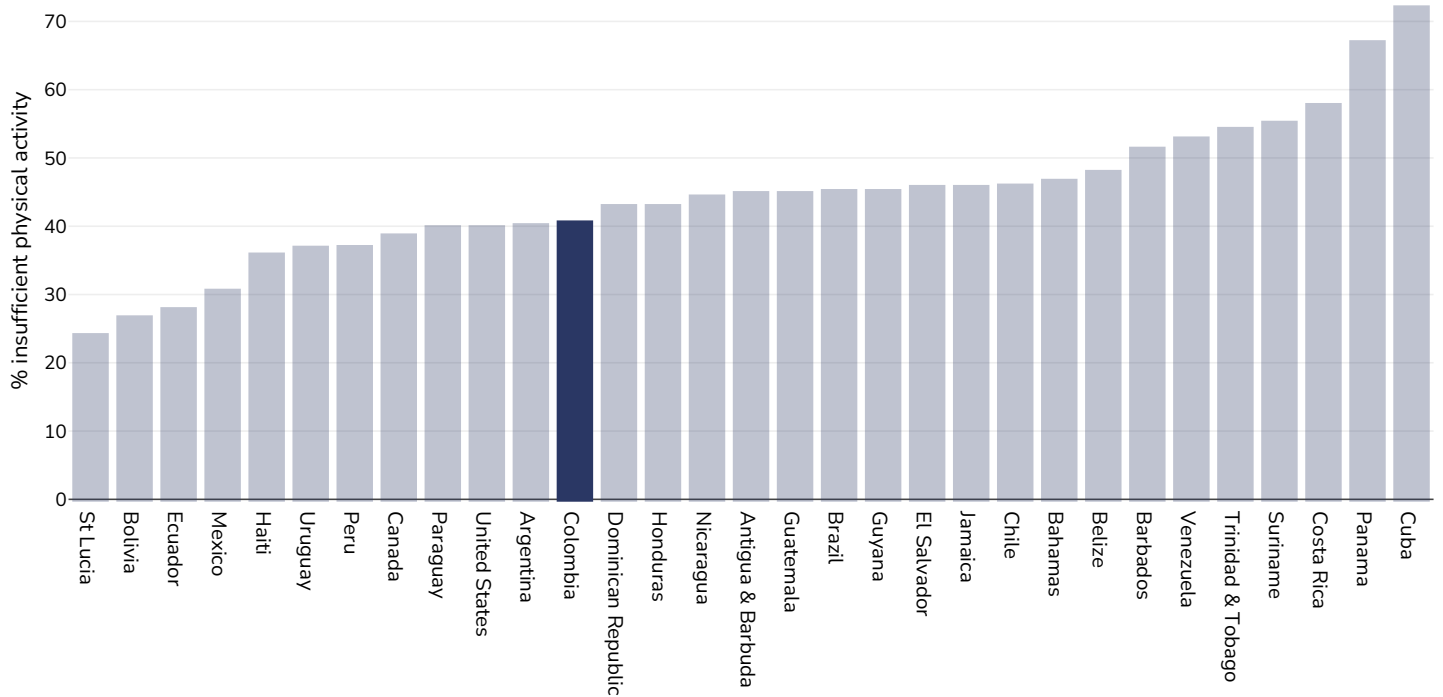
Age: 18+

Area covered: National

References: WHO (2024). Prevalence of insufficient physical activity among adults aged 18-years age-standardized estimate in 2022. Available at [https://www.who.int/data/gho/data/indicators/indicator-details/GHO/prevalence-of-insufficient-physical-activity-among-adults-aged-18-years-\(age-standardized-estimate\)-\(-\)](https://www.who.int/data/gho/data/indicators/indicator-details/GHO/prevalence-of-insufficient-physical-activity-among-adults-aged-18-years-(age-standardized-estimate)-(-))

Definitions: Percent of population attaining less than 150 minutes of moderate-intensity physical activity per week, or less than 75 minutes of vigorous-intensity physical activity per week, or equivalent.

Women, 2022



Survey type: Self-reported

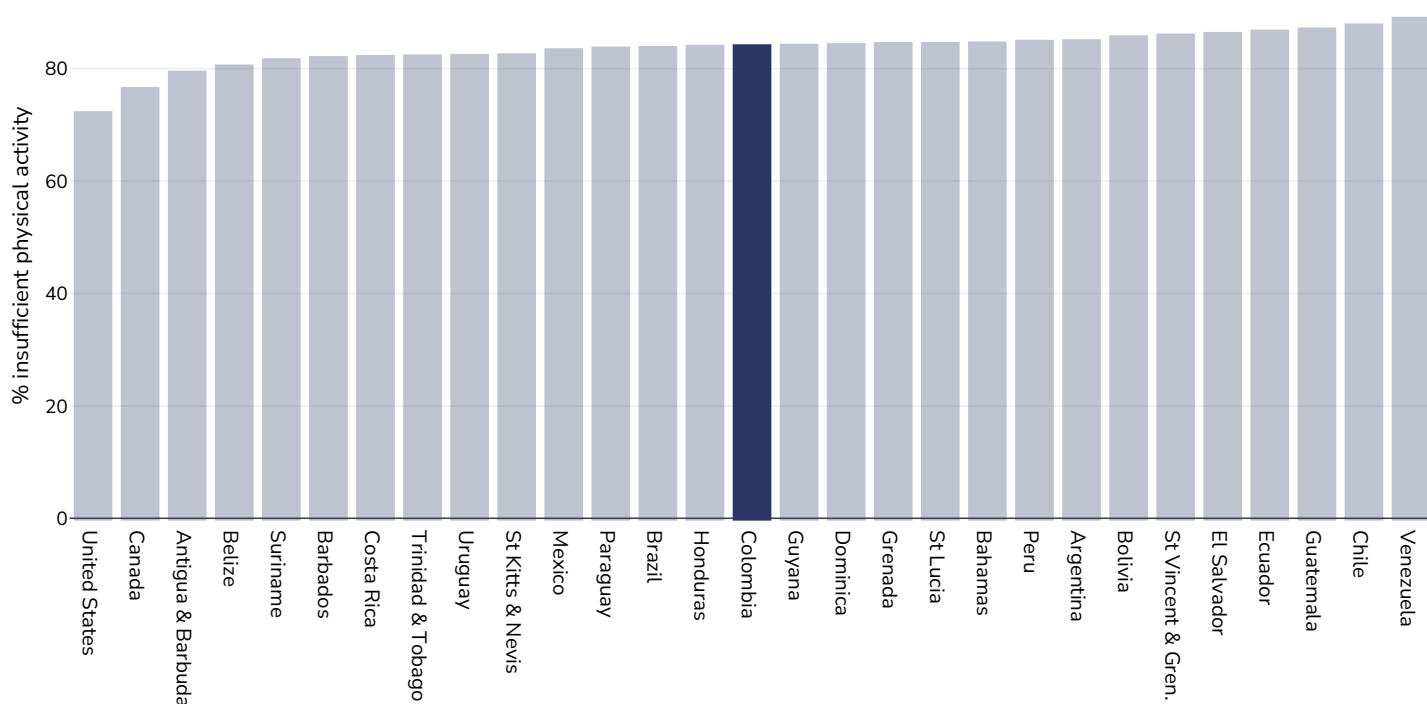
Age: 18+

Area covered: National

References: WHO (2024). Prevalence of insufficient physical activity among adults aged 18-years age-standardized estimate in 2022. Available at [https://www.who.int/data/gho/data/indicators/indicator-details/GHO/prevalence-of-insufficient-physical-activity-among-adults-aged-18-years-\(age-standardized-estimate\)-\(-\)](https://www.who.int/data/gho/data/indicators/indicator-details/GHO/prevalence-of-insufficient-physical-activity-among-adults-aged-18-years-(age-standardized-estimate)-(-))

Definitions: Percent of population attaining less than 150 minutes of moderate-intensity physical activity per week, or less than 75 minutes of vigorous-intensity physical activity per week, or equivalent.

Children, 2016



Survey type:

Self-reported

Age:

11-17

References:

Global Health Observatory data repository, World Health Organisation, <https://apps.who.int/gho/data/node.main.A893ADO?lang=en> (last accessed 16.03.21)

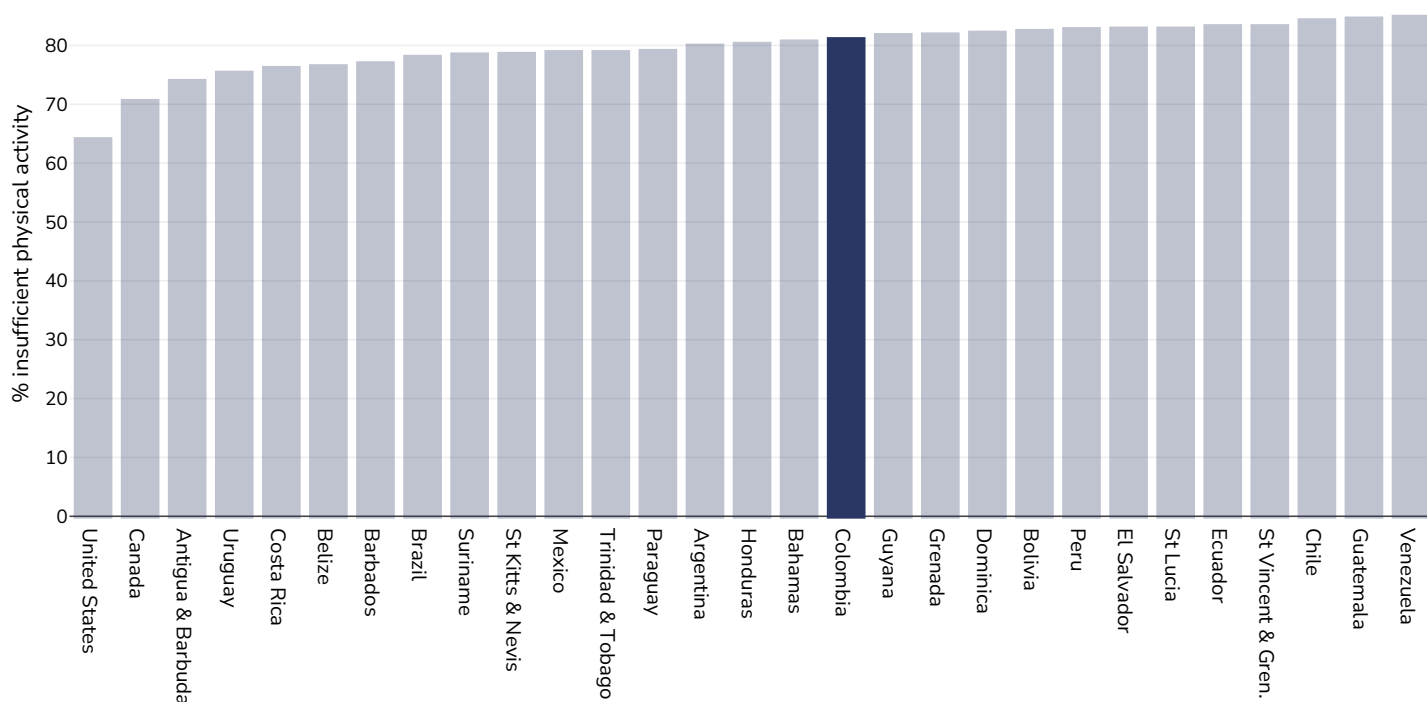
Notes:

% of school going adolescents not meeting WHO recommendations on Physical Activity for Health, i.e. doing less than 60 minutes of moderate- to vigorous-intensity physical activity daily.

Definitions:

% Adolescents insufficiently active (age standardised estimate)

Boys, 2016



Survey type: Self-reported

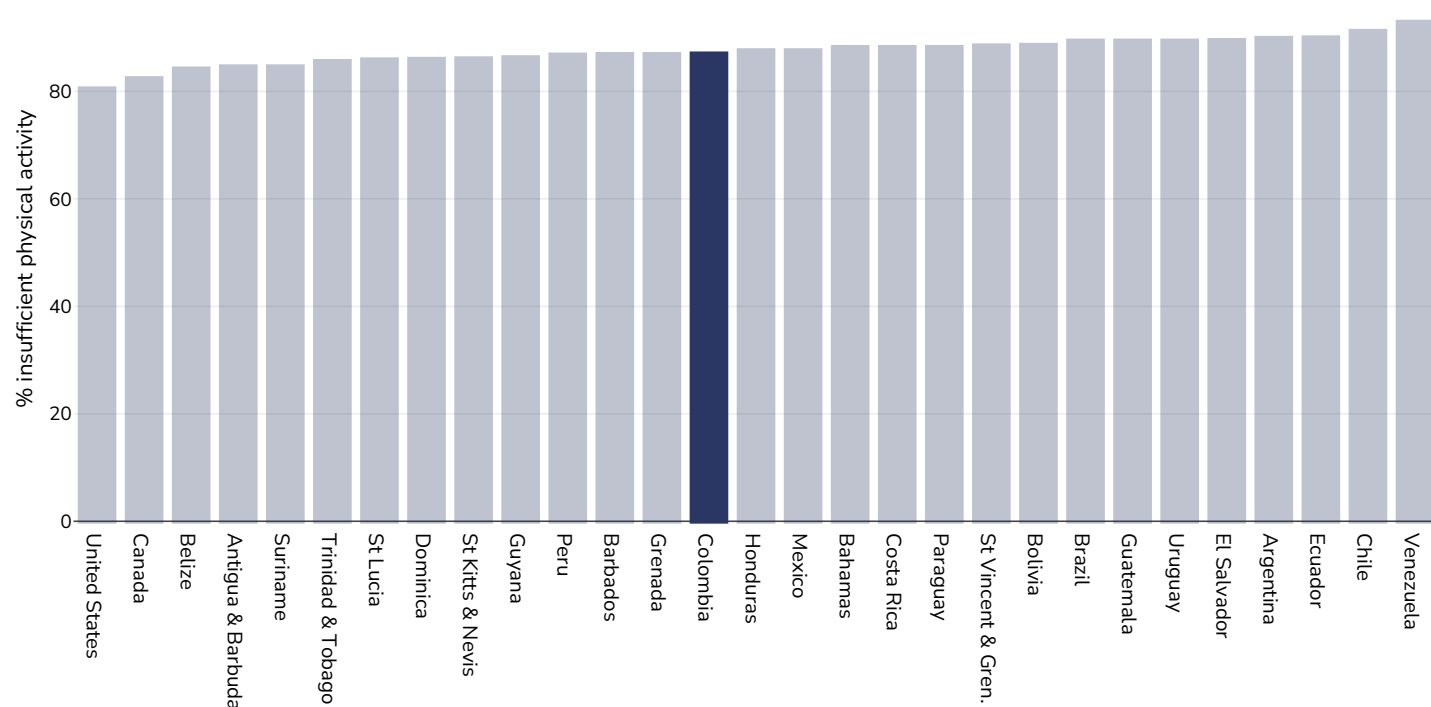
Age: 11-17

References: Global Health Observatory data repository, World Health Organisation, <https://apps.who.int/gho/data/node.main.A893ADO?lang=en> (last accessed 16.03.21)

Notes: % of school going adolescents not meeting WHO recommendations on Physical Activity for Health, i.e. doing less than 60 minutes of moderate- to vigorous-intensity physical activity daily.

Definitions: % Adolescents insufficiently active (age standardised estimate)

Girls, 2016



Survey type: Self-reported

Age: 11-17

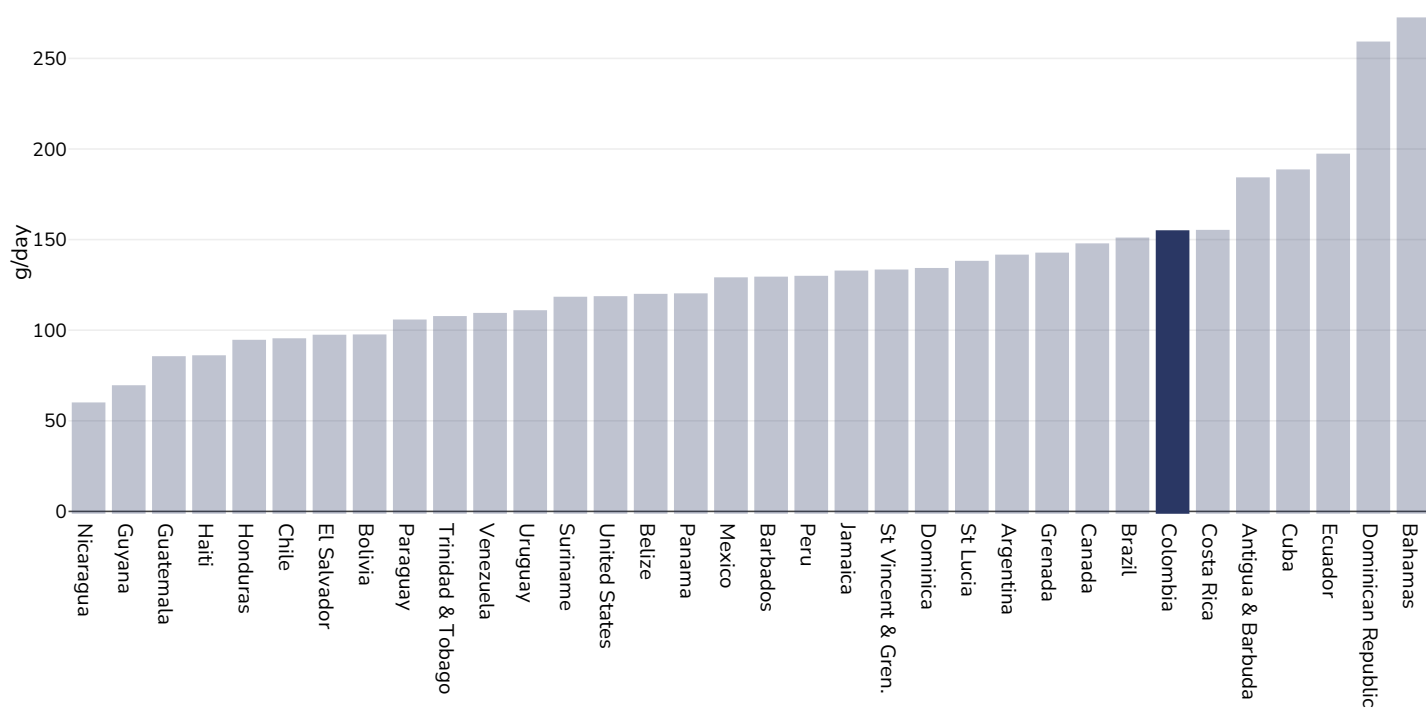
References: Global Health Observatory data repository, World Health Organisation, <https://apps.who.int/gho/data/node.main.A893ADO?lang=en> (last accessed 16.03.21)

Notes: % of school going adolescents not meeting WHO recommendations on Physical Activity for Health, i.e. doing less than 60 minutes of moderate- to vigorous-intensity physical activity daily.

Definitions: % Adolescents insufficiently active (age standardised estimate)

Estimated per capita fruit intake

Adults, 2017



Survey type:

Measured

Age:

25+

References:

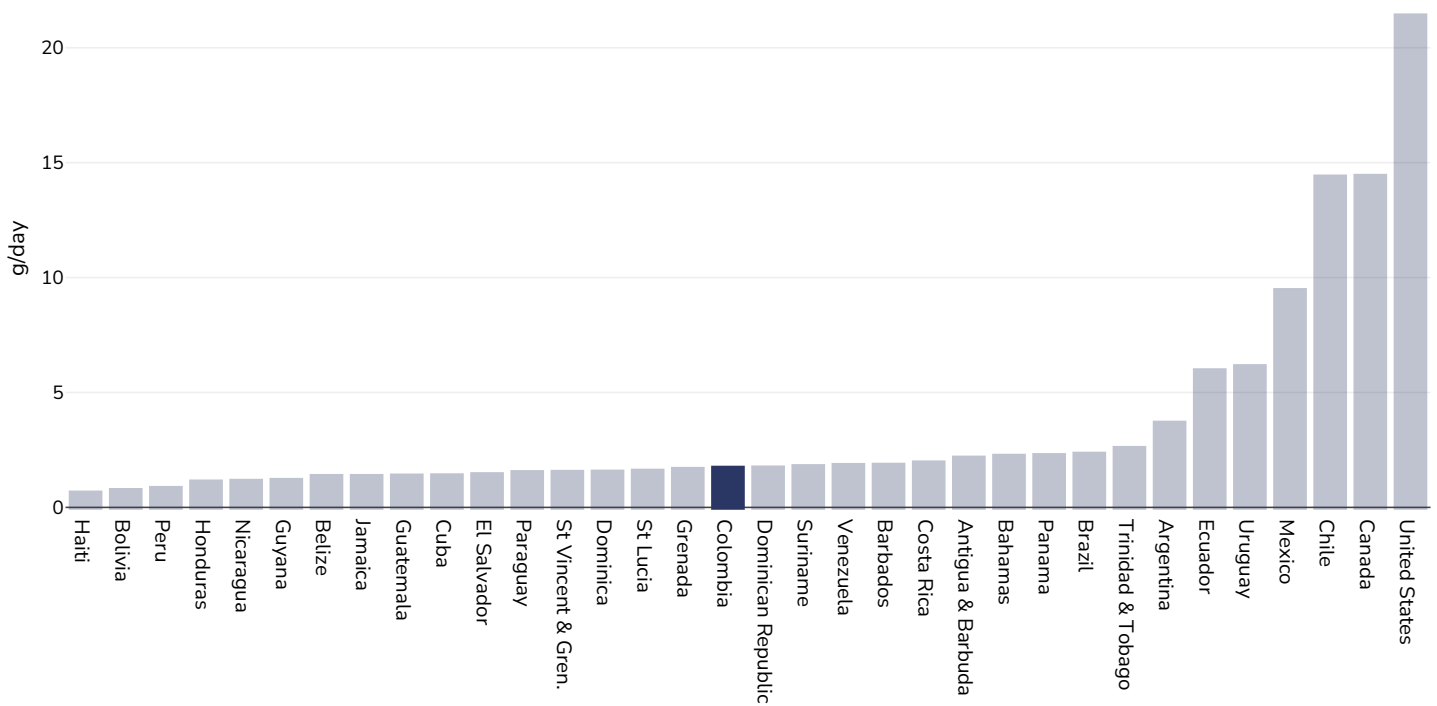
Global Burden of Disease, the Institute for Health Metrics and Evaluation <http://ghdx.healthdata.org/>

Definitions:

Estimated per-capita fruit intake (g/day)

Estimated per-capita processed meat intake

Adults, 2017



Survey type:

Measured

Age:

25+

References:

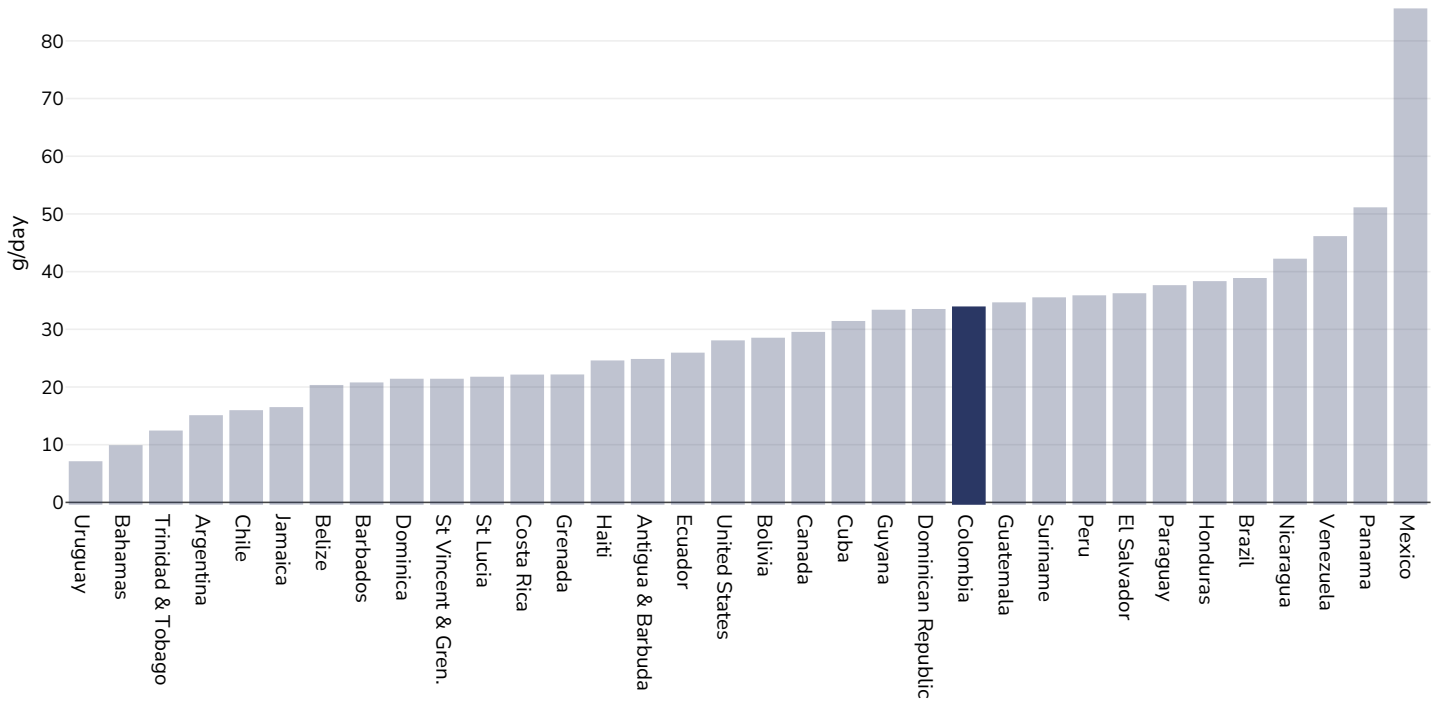
Global Burden of Disease, the Institute for Health Metrics and Evaluation <http://ghdx.healthdata.org/>

Definitions:

Estimated per-capita processed meat intake (g per day)

Estimated per capita whole grains intake

Adults, 2017



Survey type:

Measured

Age:

25+

References:

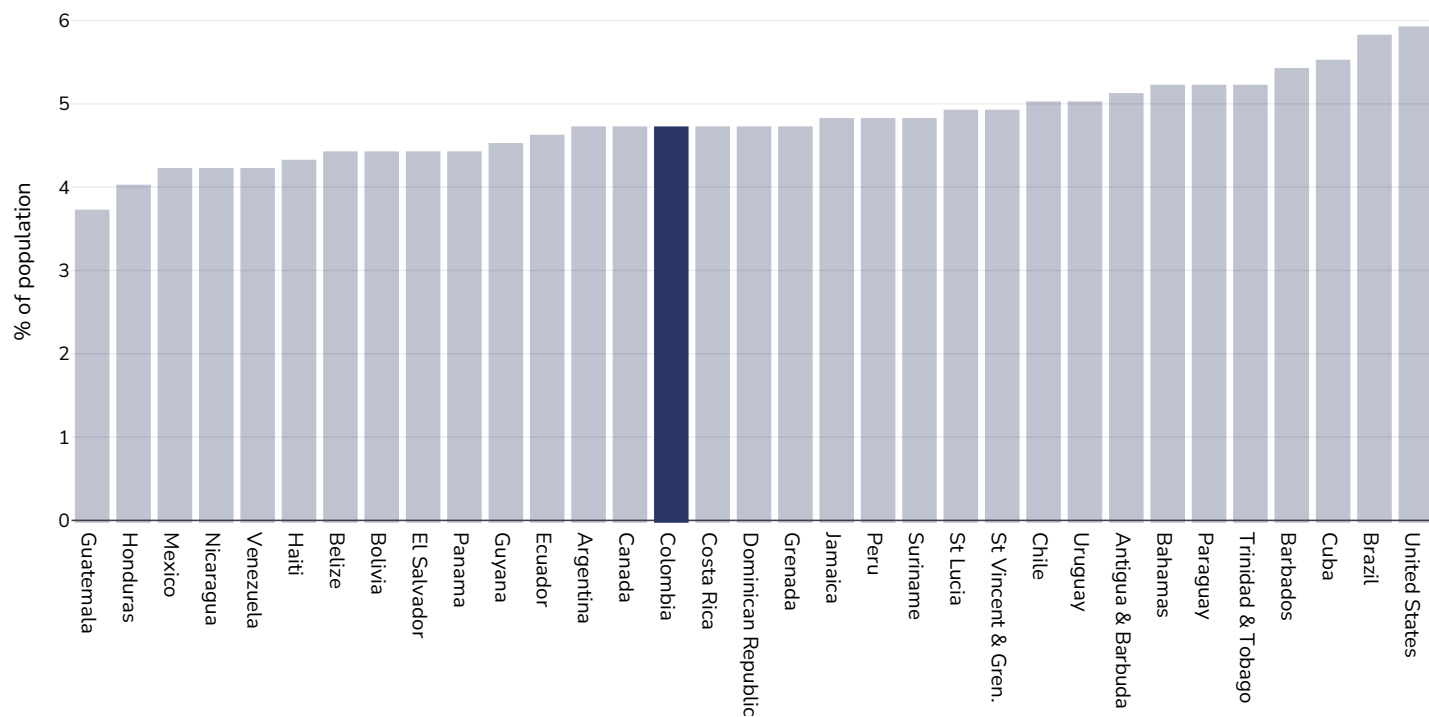
Global Burden of Disease, the Institute for Health Metrics and Evaluation <http://ghdx.healthdata.org/>

Definitions:

Estimated per-capita whole grains intake (g/day)

Mental health - depression disorders

Adults, 2015

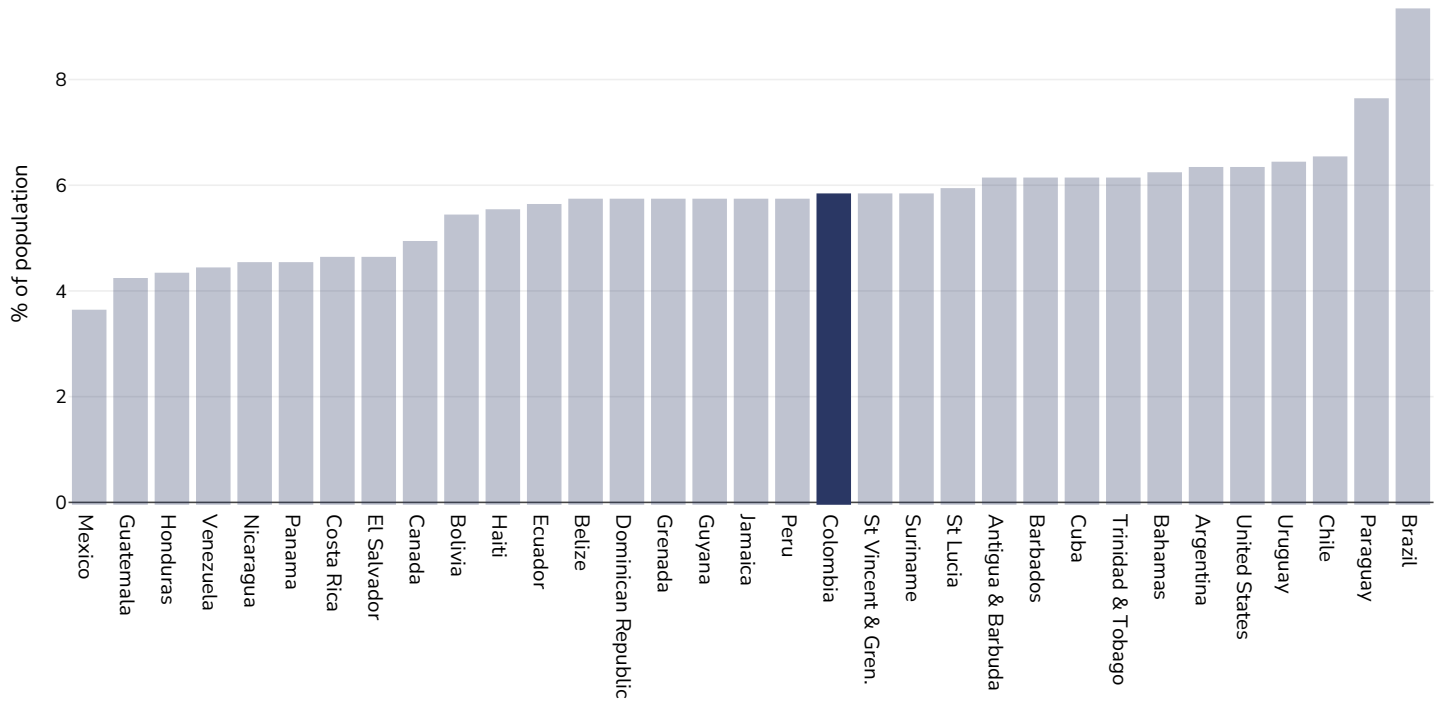


References: Prevalence data from Global Burden of Disease study 2015 (<http://ghdx.healthdata.org>) published in: Depression and Other Common Mental Disorders: Global Health Estimates. Geneva:World Health Organization; 2017. Licence: CC BY-NC-SA 3.0 IGO.

Definitions: % of population with depression disorders

Mental health - anxiety disorders

Adults, 2015

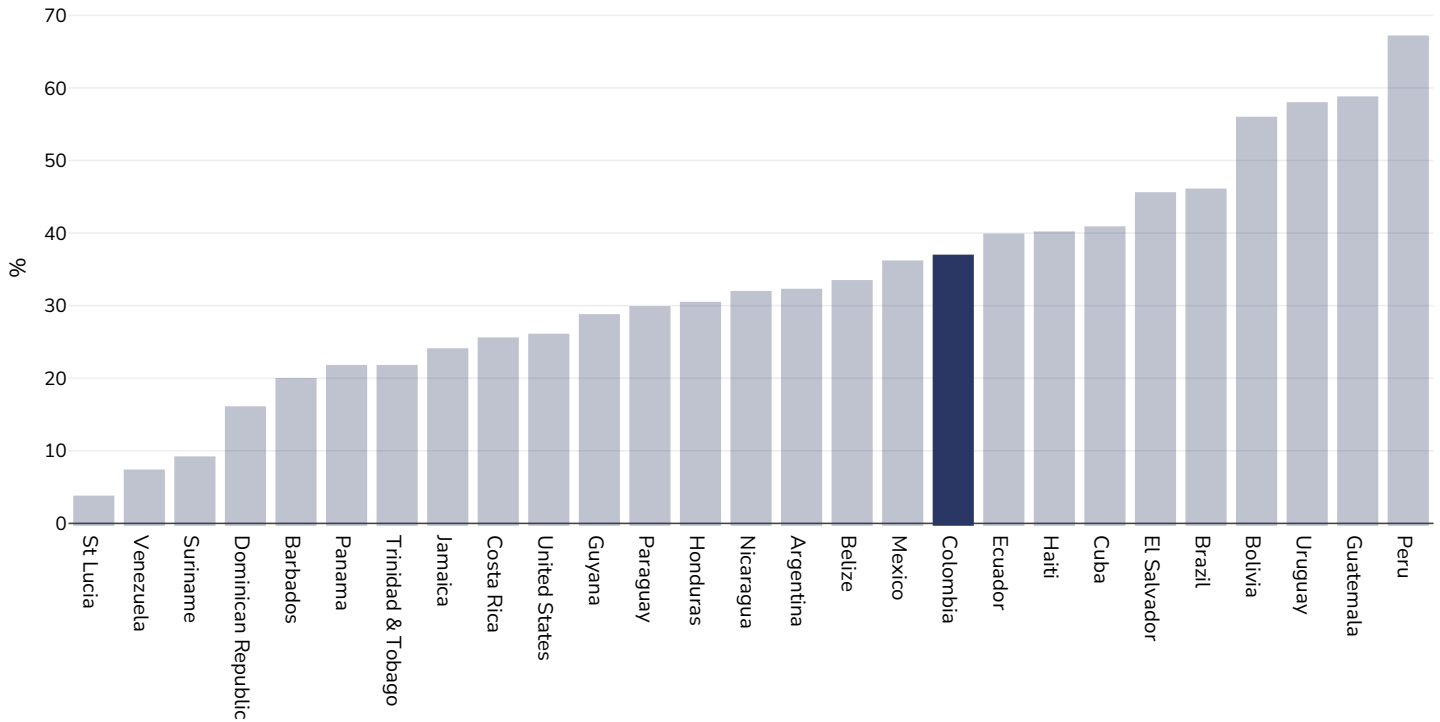


References: Prevalence data from Global Burden of Disease study 2015 (<http://ghdx.healthdata.org>) published in: Depression and Other Common Mental Disorders: Global Health Estimates. Geneva:World Health Organization; 2017. Licence: CC BY-NC-SA 3.0 IGO.

Definitions: % of population with anxiety disorders

% Infants exclusively breastfed 0-5 months

Infants, 1998-2022



References:


Colombia National Survey of the Nutritional Situation 2015

Notes:

Full details are available. Original citation United Nations Children's Fund, Division of Data, Analysis, Planning and Monitoring (2023). Global UNICEF Global Databases: Infant and Young Child Feeding: Exclusive breastfeeding, New York, October 2023.

Oesophageal cancer

Men, 2022




Age: 20+

Area covered: National

References: Ferlay J, Ervik M, Lam F, Laversanne M, Colombet M, Mery L, Piñeros M, Znaor A, Soerjomataram I, Bray F (2024). Global Cancer Observatory: Cancer Today. Lyon, France: International Agency for Research on Cancer. Available from: <https://gco.iarc.who.int/today>, accessed [16.07.24]

Definitions: Incidence per 100,000

Women, 2022



Age: 20+

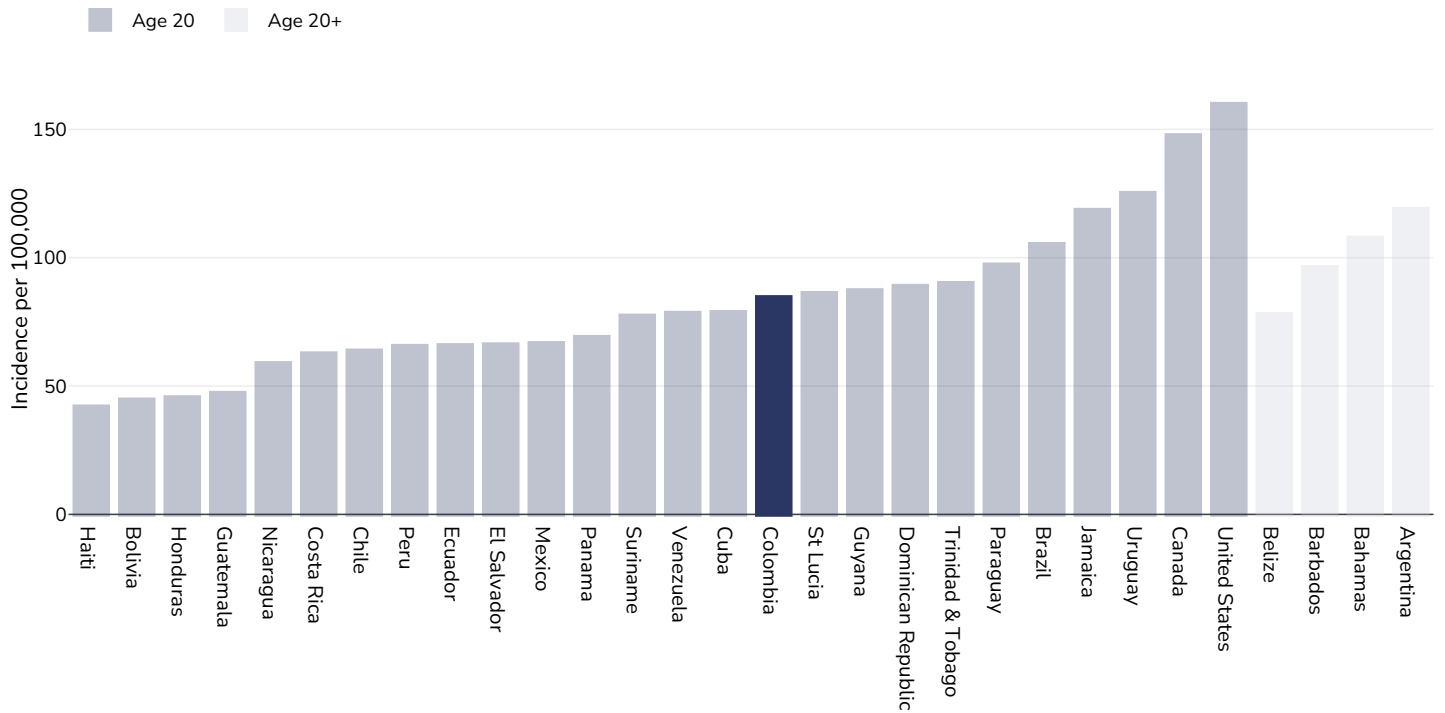
Area covered: National

References: Ferlay J, Ervik M, Lam F, Laversanne M, Colombet M, Mery L, Piñeros M, Znaor A, Soerjomataram I, Bray F (2024). Global Cancer Observatory: Cancer Today. Lyon, France: International Agency for Research on Cancer. Available from: <https://gco.iarc.who.int/today>, accessed [16.07.24]

Definitions: Incidence per 100,000

Breast cancer

Women, 2022




Area covered: National

References: Ferlay J, Ervik M, Lam F, Laversanne M, Colombet M, Mery L, Piñeros M, Znaor A, Soerjomataram I, Bray F (2024). Global Cancer Observatory: Cancer Today. Lyon, France: International Agency for Research on Cancer. Available from: <https://gco.iarc.who.int/today>, accessed [16.07.24]

Definitions: Incidence per 100,000

Colorectal cancer

Men, 2022




Age: 20+

Area covered: National

References: Ferlay J, Ervik M, Lam F, Laversanne M, Colombet M, Mery L, Piñeros M, Znaor A, Soerjomataram I, Bray F (2024). Global Cancer Observatory: Cancer Today. Lyon, France: International Agency for Research on Cancer. Available from: <https://gco.iarc.who.int/today>, accessed [16.07.24]

Definitions: Incidence per 100,000

Women, 2022



Age: 20+


Area covered: National

References: Ferlay J, Ervik M, Lam F, Laversanne M, Colombet M, Mery L, Piñeros M, Znaor A, Soerjomataram I, Bray F (2024). Global Cancer Observatory: Cancer Today. Lyon, France: International Agency for Research on Cancer. Available from: <https://gco.iarc.who.int/today>, accessed [16.07.24]

Definitions: Incidence per 100,000

Pancreatic cancer

Men, 2022




Age: 20+

Area covered: National

References: Ferlay J, Ervik M, Lam F, Laversanne M, Colombet M, Mery L, Piñeros M, Znaor A, Soerjomataram I, Bray F (2024). Global Cancer Observatory: Cancer Today. Lyon, France: International Agency for Research on Cancer. Available from: <https://gco.iarc.who.int/today>, accessed [16.07.24]

Definitions: Incidence per 100,000

Women, 2022



Age: 20+


Area covered: National

References: Ferlay J, Ervik M, Lam F, Laversanne M, Colombet M, Mery L, Piñeros M, Znaor A, Soerjomataram I, Bray F (2024). Global Cancer Observatory: Cancer Today. Lyon, France: International Agency for Research on Cancer. Available from: <https://gco.iarc.who.int/today>, accessed [16.07.24]

Definitions: Incidence per 100,000

Gallbladder cancer

Men, 2022




Age: 20+

Area covered: National

References: Ferlay J, Ervik M, Lam F, Laversanne M, Colombet M, Mery L, Piñeros M, Znaor A, Soerjomataram I, Bray F (2024). Global Cancer Observatory: Cancer Today. Lyon, France: International Agency for Research on Cancer. Available from: <https://gco.iarc.who.int/today>, accessed [16.07.24]

Definitions: Incidence per 100,000

Women, 2022



Age: 20+


Area covered: National

References: Ferlay J, Ervik M, Lam F, Laversanne M, Colombet M, Mery L, Piñeros M, Znaor A, Soerjomataram I, Bray F (2024). Global Cancer Observatory: Cancer Today. Lyon, France: International Agency for Research on Cancer. Available from: <https://gco.iarc.who.int/today>, accessed [16.07.24]

Definitions: Incidence per 100,000

Kidney cancer

Men, 2022




Age: 20+

Area covered: National

References: Ferlay J, Ervik M, Lam F, Laversanne M, Colombet M, Mery L, Piñeros M, Znaor A, Soerjomataram I, Bray F (2024). Global Cancer Observatory: Cancer Today. Lyon, France: International Agency for Research on Cancer. Available from: <https://gco.iarc.who.int/today>, accessed [16.07.24]

Definitions: Incidence per 100,000

Women, 2022



Age: 20+


Area covered: National

References: Ferlay J, Ervik M, Lam F, Laversanne M, Colombet M, Mery L, Piñeros M, Znaor A, Soerjomataram I, Bray F (2024). Global Cancer Observatory: Cancer Today. Lyon, France: International Agency for Research on Cancer. Available from: <https://gco.iarc.who.int/today>, accessed [16.07.24]

Definitions: Incidence per 100,000

Cancer of the uterus

Women, 2022



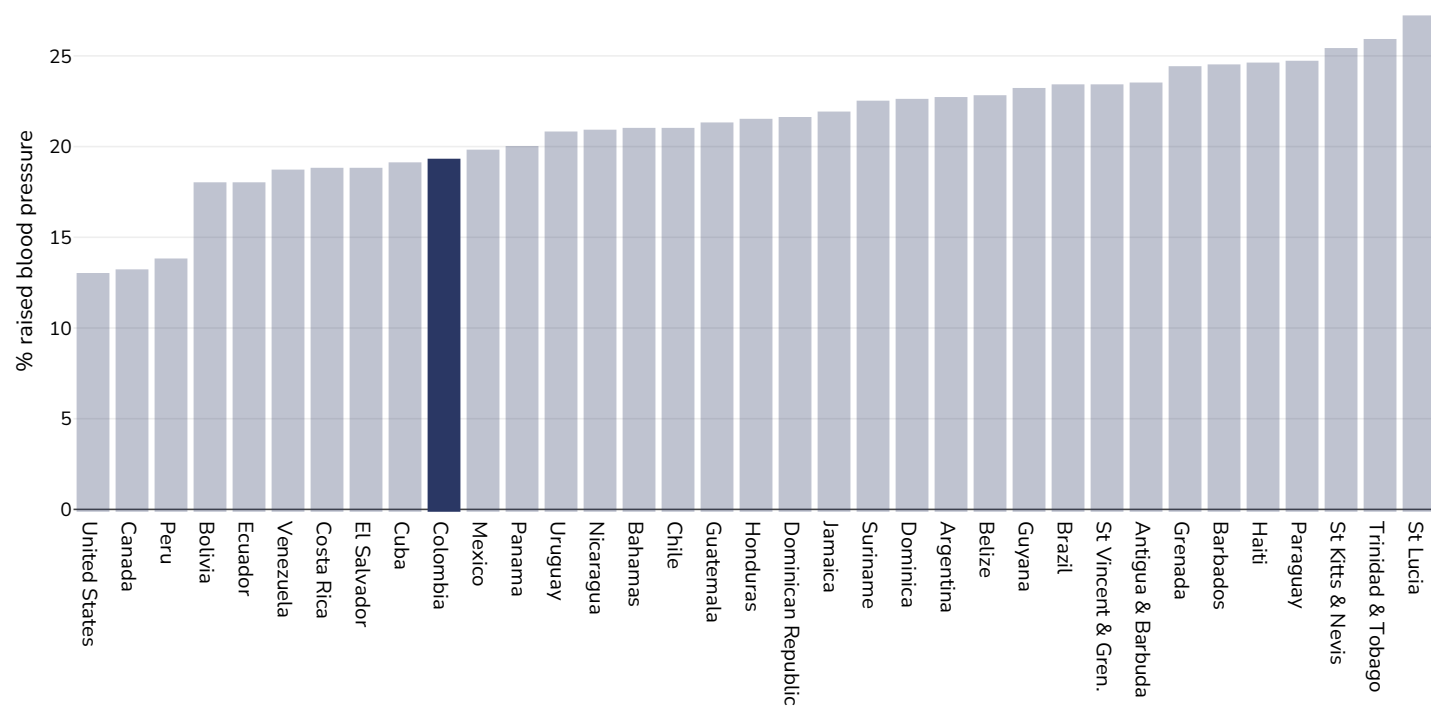
Age: 20+

References: Ferlay J, Ervik M, Lam F, Laversanne M, Colombet M, Mery L, Piñeros M, Znaor A, Soerjomataram I, Bray F (2024). Global Cancer Observatory: Cancer Today. Lyon, France: International Agency for Research on Cancer. Available from: <https://gco.iarc.who.int/today>, accessed [16.07.24]

Definitions: Incidence per 100,000

Raised blood pressure

Adults, 2015



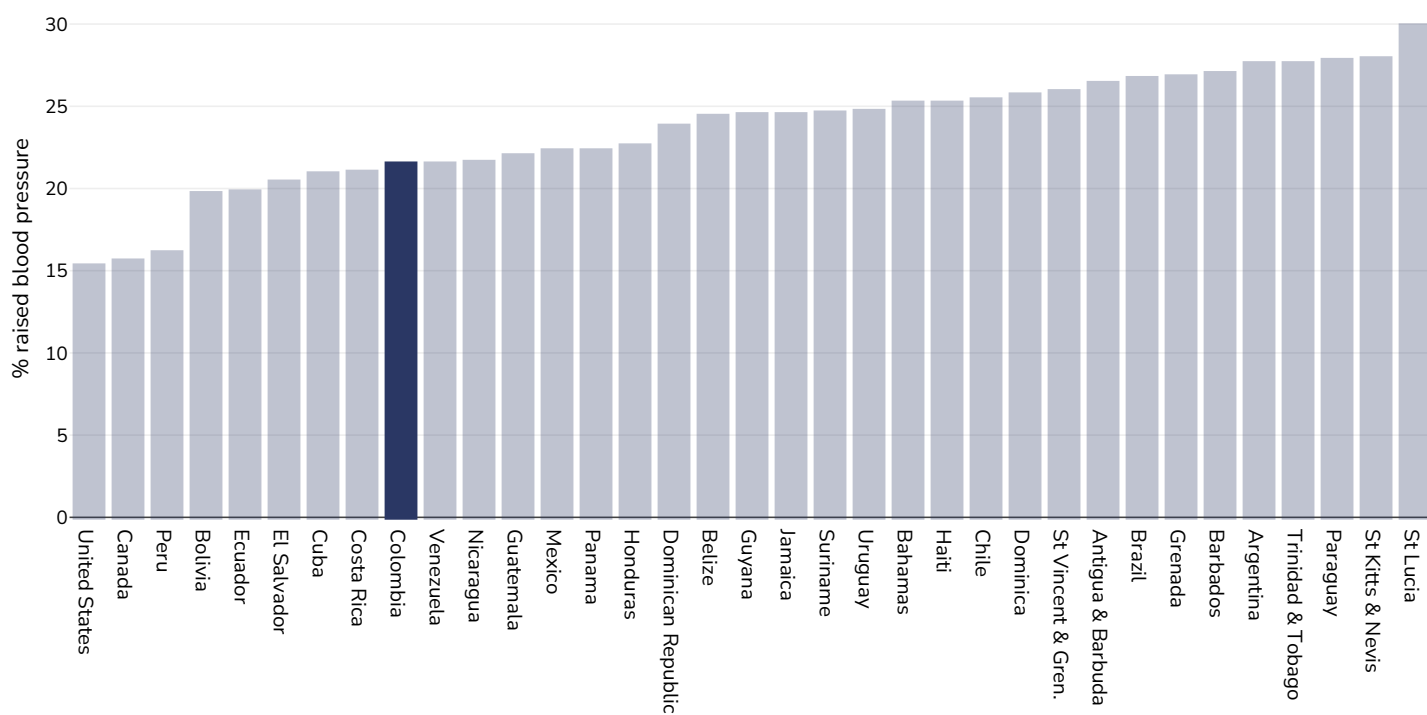
References:

Global Health Observatory data repository, World Health Organisation,
<http://apps.who.int/gho/data/node.main.A875?lang=en>

Definitions:

Age Standardised estimated % Raised blood pressure 2015 (SBP \geq 140 OR DBP \geq 90).

Men, 2015



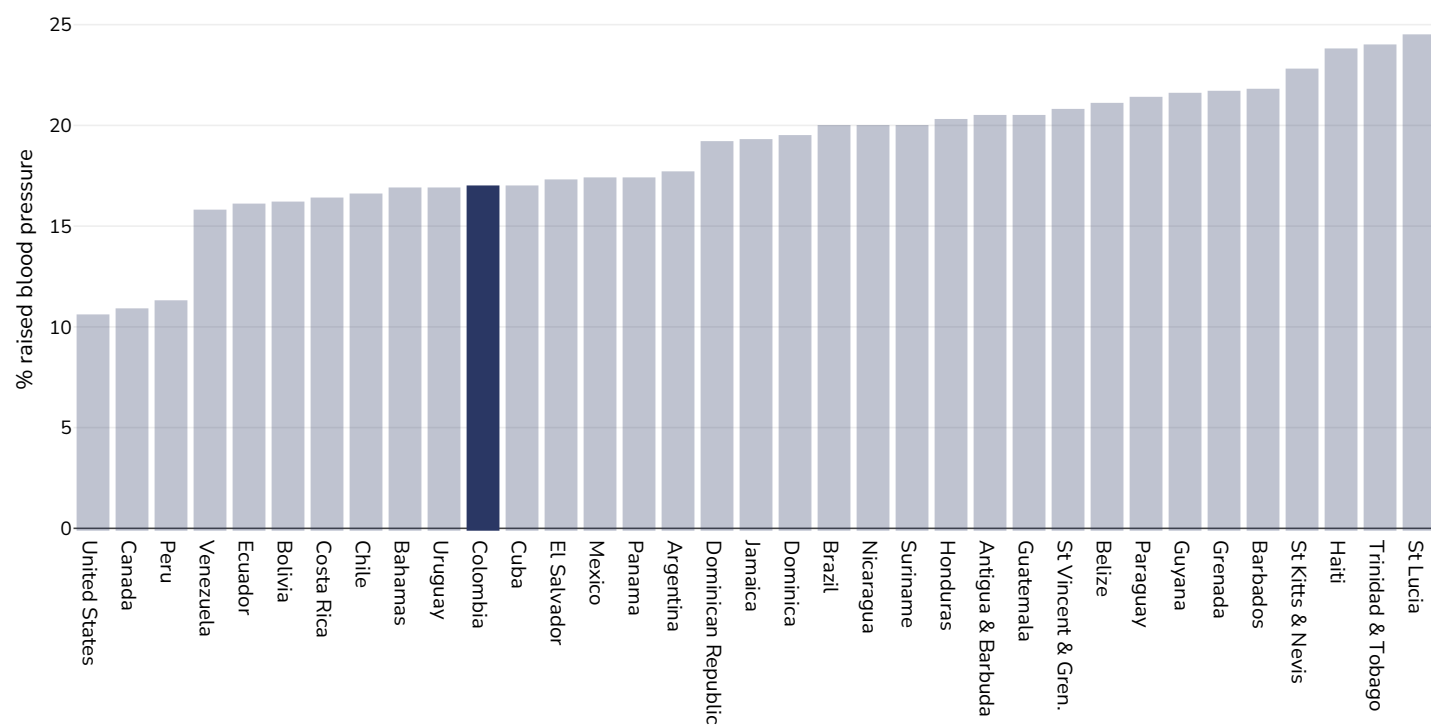
References:

Global Health Observatory data repository, World Health Organisation,
<http://apps.who.int/gho/data/node.main.A875?lang=en>

Definitions:

Age Standardised estimated % Raised blood pressure 2015 (SBP \geq 140 OR DBP \geq 90).

Women, 2015



References:

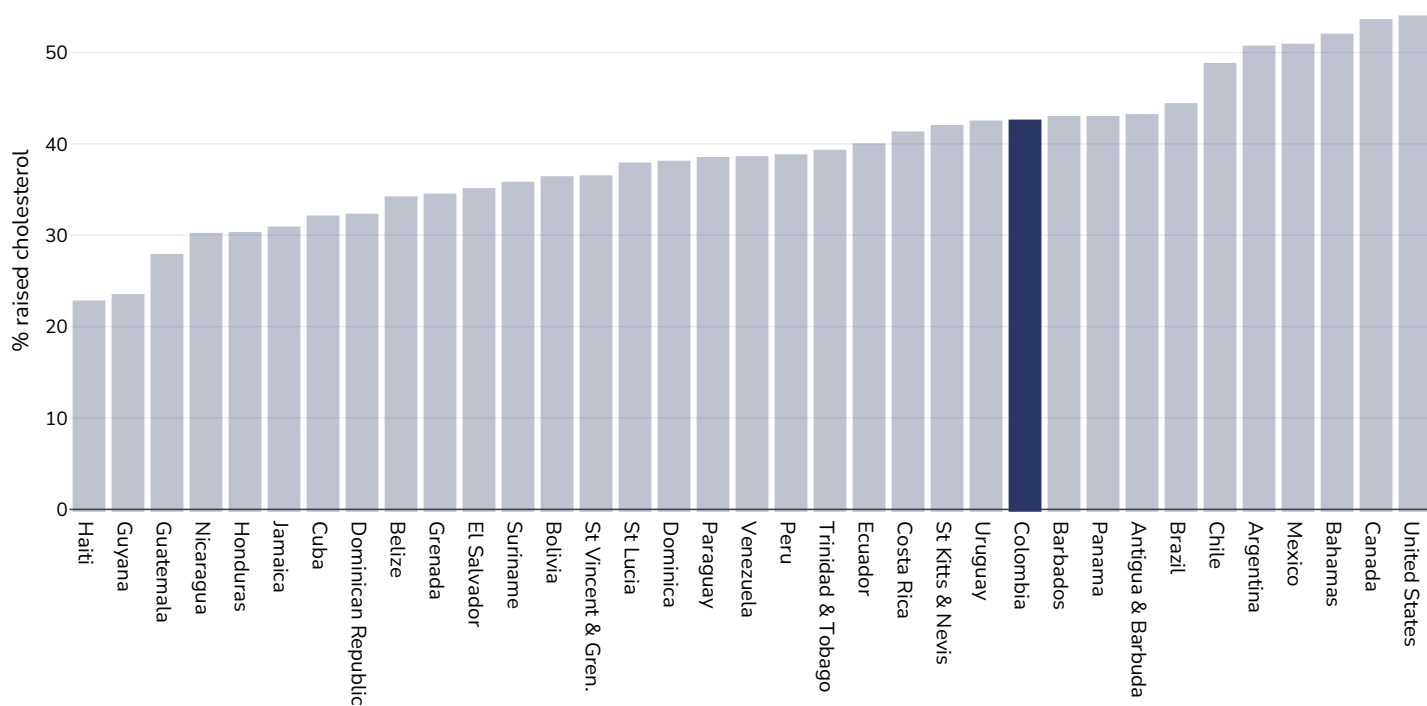
Global Health Observatory data repository, World Health Organisation,
<http://apps.who.int/gho/data/node.main.A875?lang=en>

Definitions:

Age Standardised estimated % Raised blood pressure 2015 (SBP>=140 OR DBP>=90).

Raised cholesterol

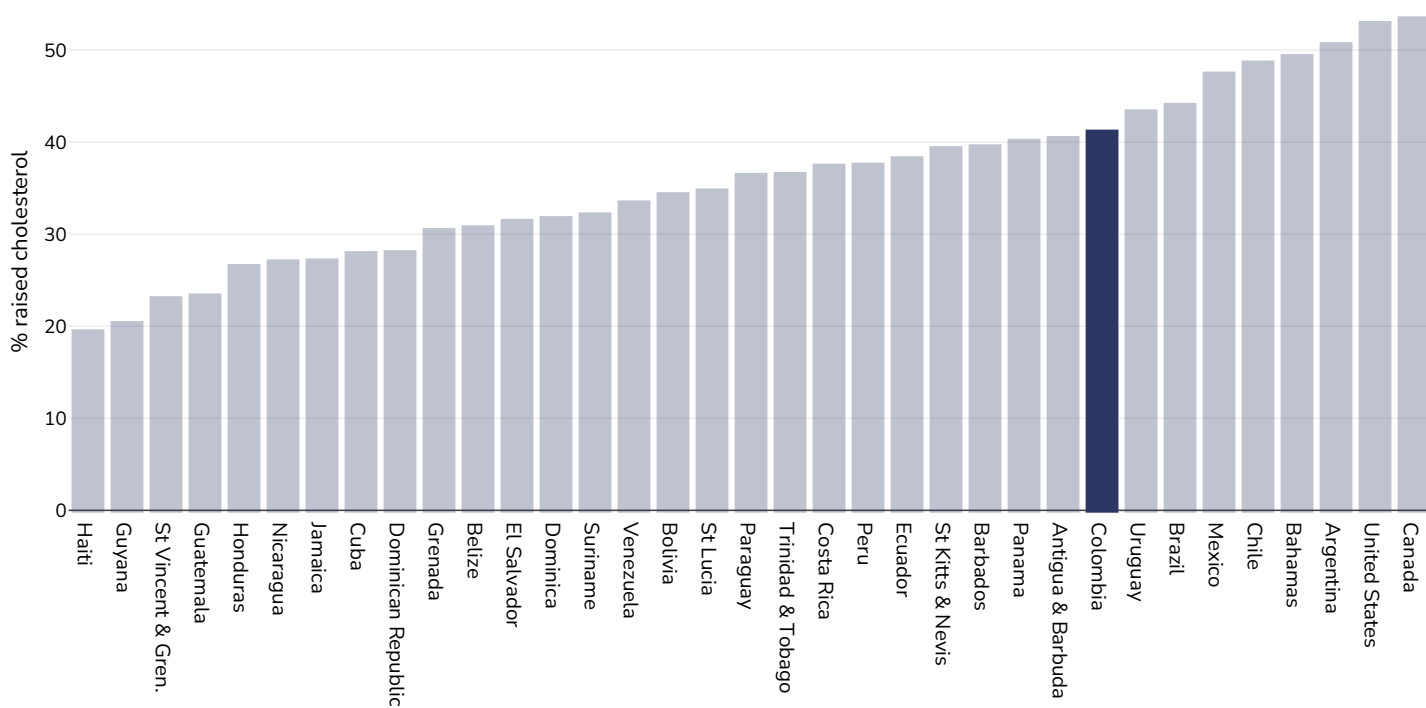
Adults, 2008



References: Global Health Observatory data repository, World Health Organisation, <http://apps.who.int/gho/data/node.main.A885>

Definitions: % Raised total cholesterol (≥ 5.0 mmol/L) (age-standardized estimate).

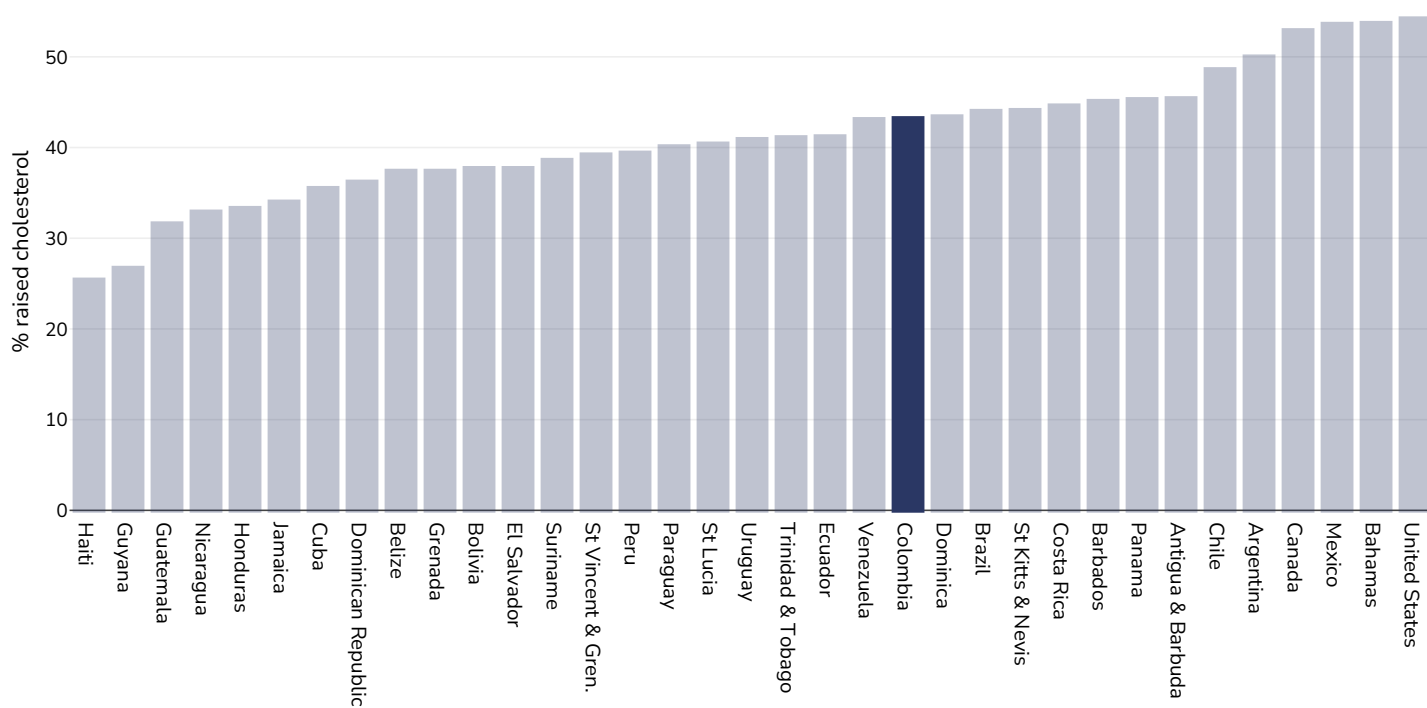
Men, 2008



References: Global Health Observatory data repository, World Health Organisation, <http://apps.who.int/gho/data/node.main.A885>

Definitions: % Raised total cholesterol (≥ 5.0 mmol/L) (age-standardized estimate).

Women, 2008

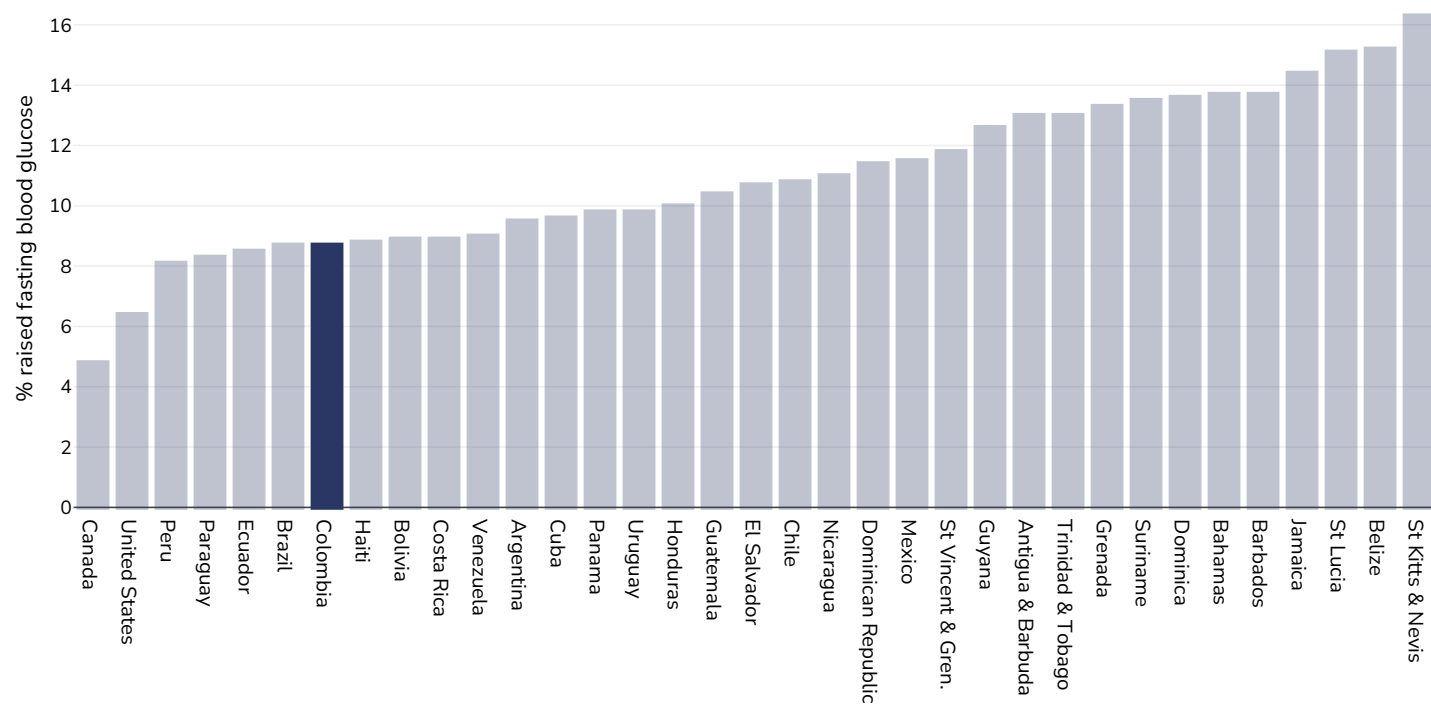


References: Global Health Observatory data repository, World Health Organisation, <http://apps.who.int/gho/data/node.main.A885>

Definitions: % Raised total cholesterol (≥ 5.0 mmol/L) (age-standardized estimate).

Raised fasting blood glucose

Men, 2014



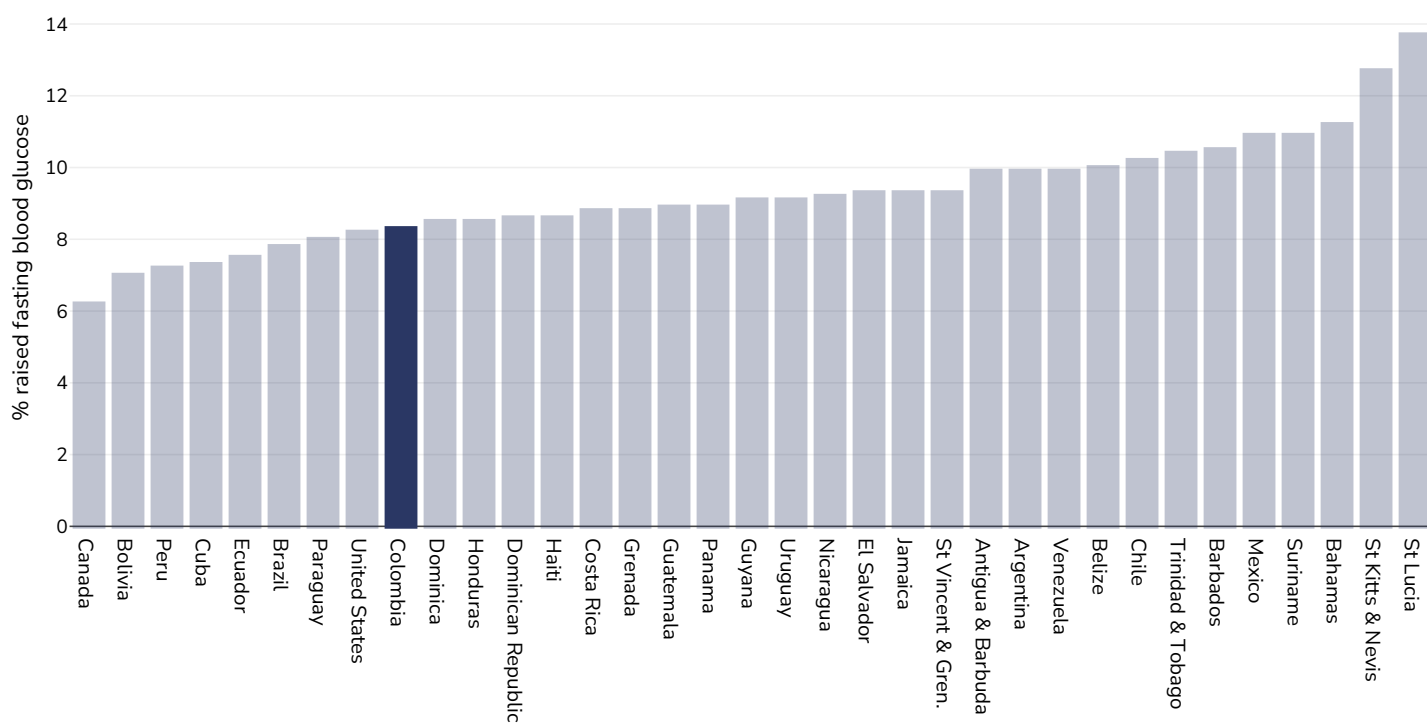
References:

Global Health Observatory data repository, World Health Organisation,
<http://apps.who.int/gho/data/node.main.A869?lang=en>

Definitions:

Age Standardised % raised fasting blood glucose (≥ 7.0 mmol/L or on medication).

Women, 2014



References:

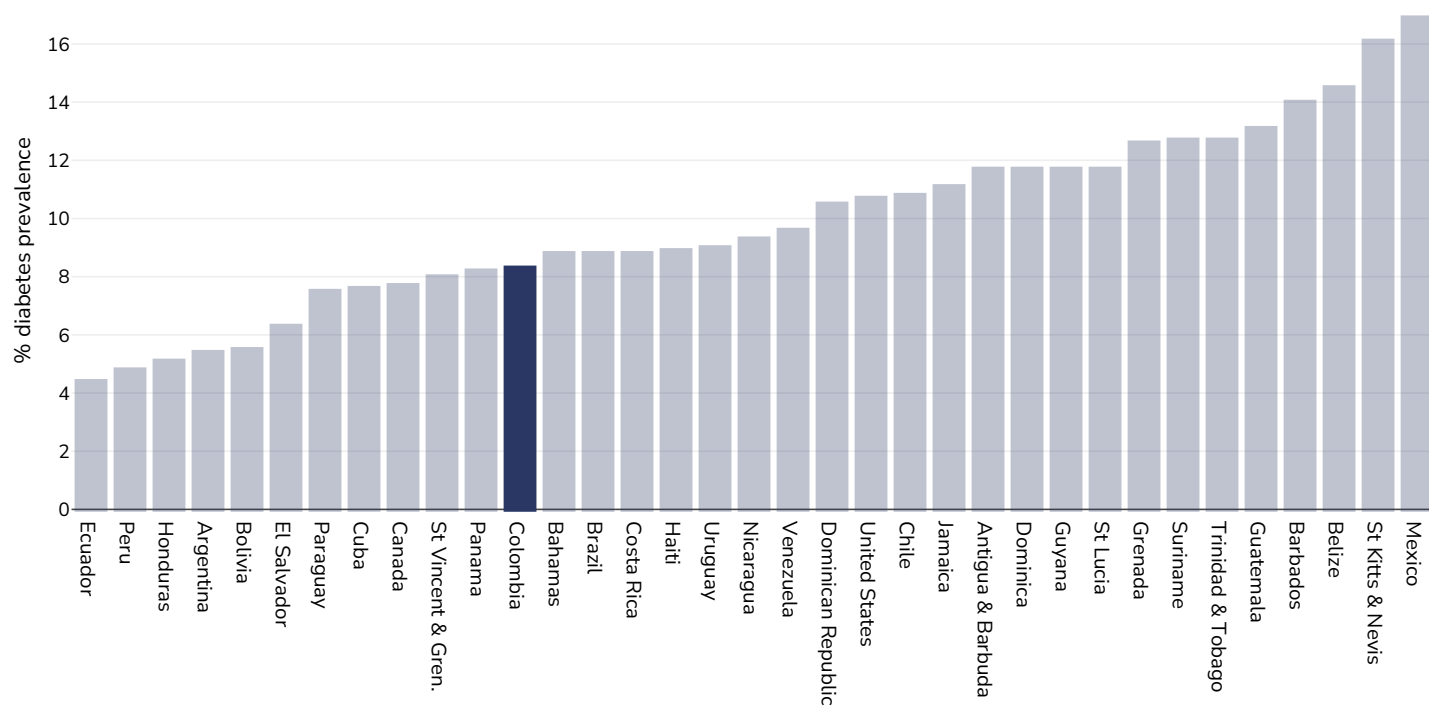
Global Health Observatory data repository, World Health Organisation,
<http://apps.who.int/gho/data/node.main.A869?lang=en>

Definitions:

Age Standardised % raised fasting blood glucose (≥ 7.0 mmol/L or on medication).

Diabetes prevalence

Adults, 2021



Age: 20-79

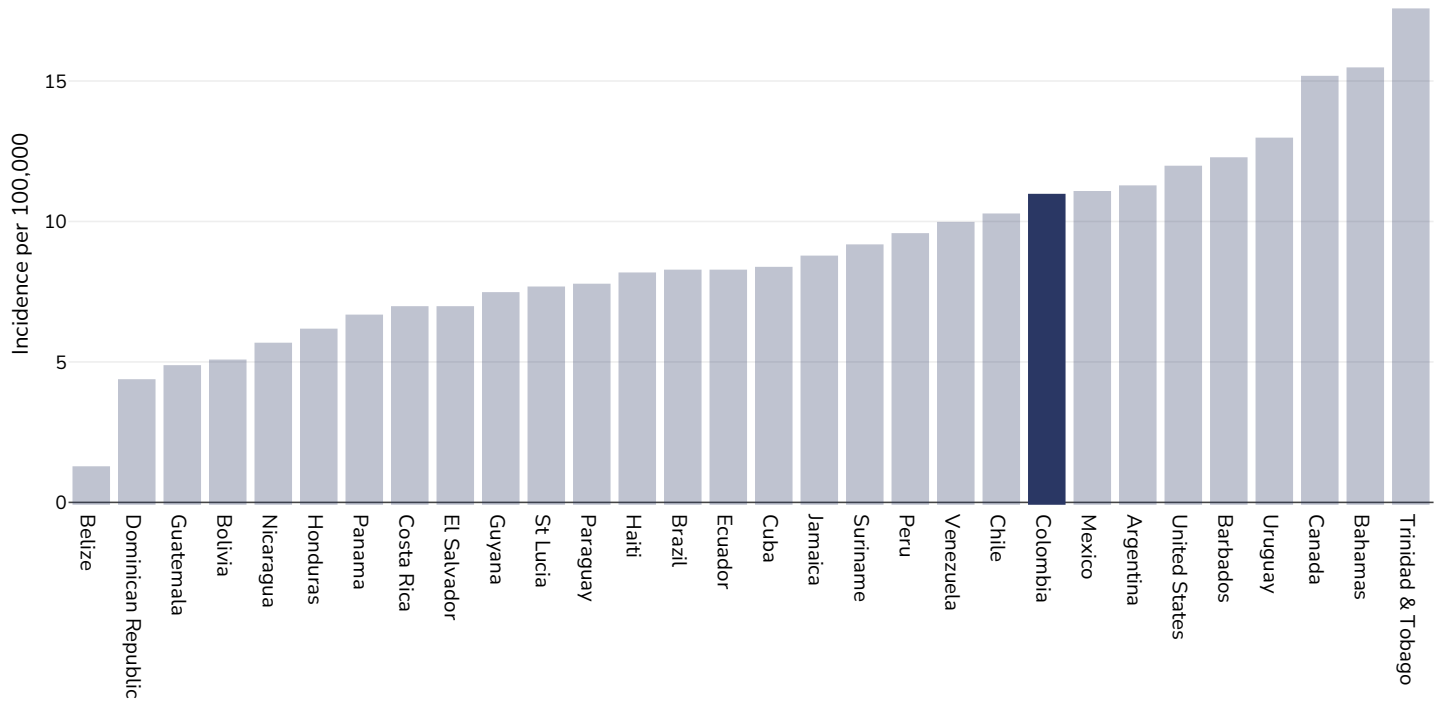
Area covered: National

References: Reproduced with kind permission International Diabetes Federation. IDF Diabetes Atlas, 10th edn. Brussels, Belgium:International Diabetes Federation, 2021. <http://www.diabetesatlas.org>

Definitions: Age-adjusted comparative prevalence of diabetes, %

Ovarian Cancer

Women, 2022



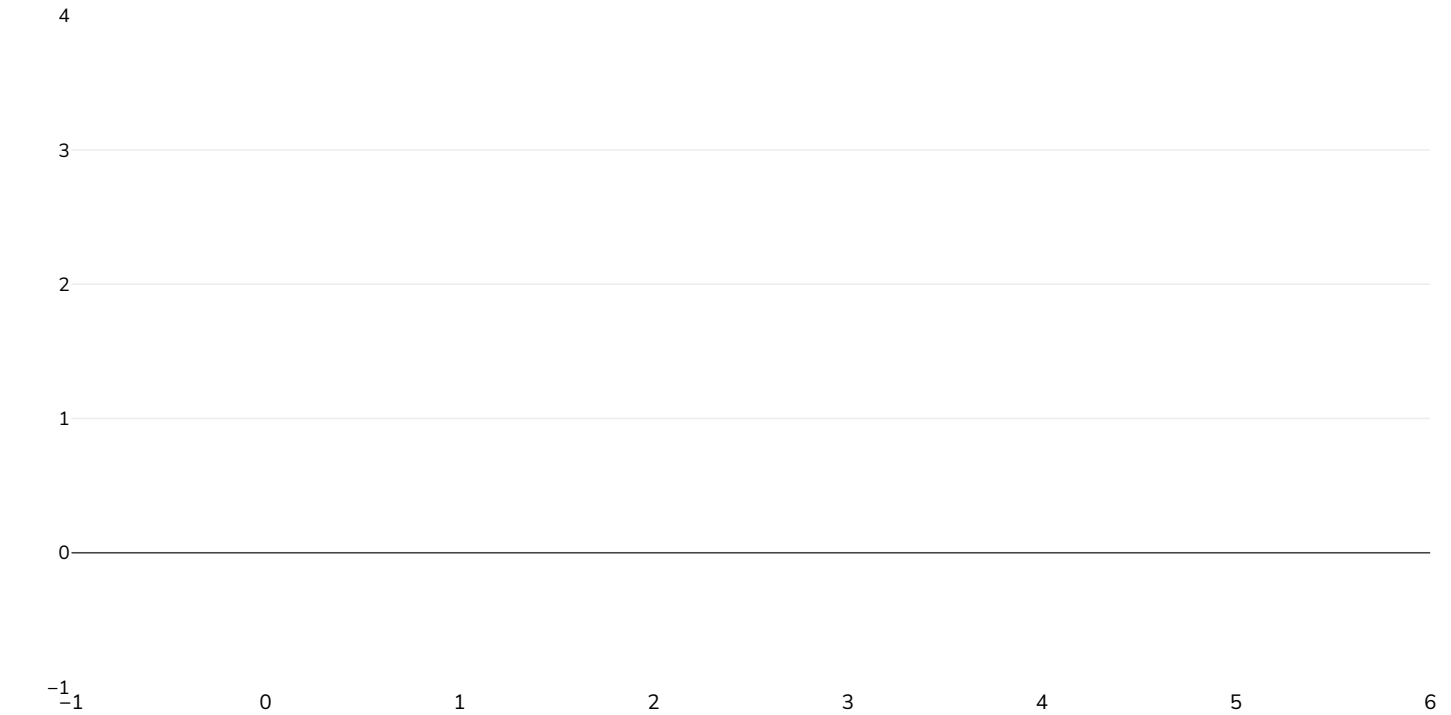
Age: 20+

References: Ferlay J, Ervik M, Lam F, Laversanne M, Colombet M, Mery L, Piñeros M, Znaor A, Soerjomataram I, Bray F (2024). Global Cancer Observatory: Cancer Today. Lyon, France: International Agency for Research on Cancer. Available from: <https://gco.iarc.who.int/today>, accessed [16.07.24]

Definitions: Incidence per 100,000

Leukemia

Men, 2022



Age: 20+

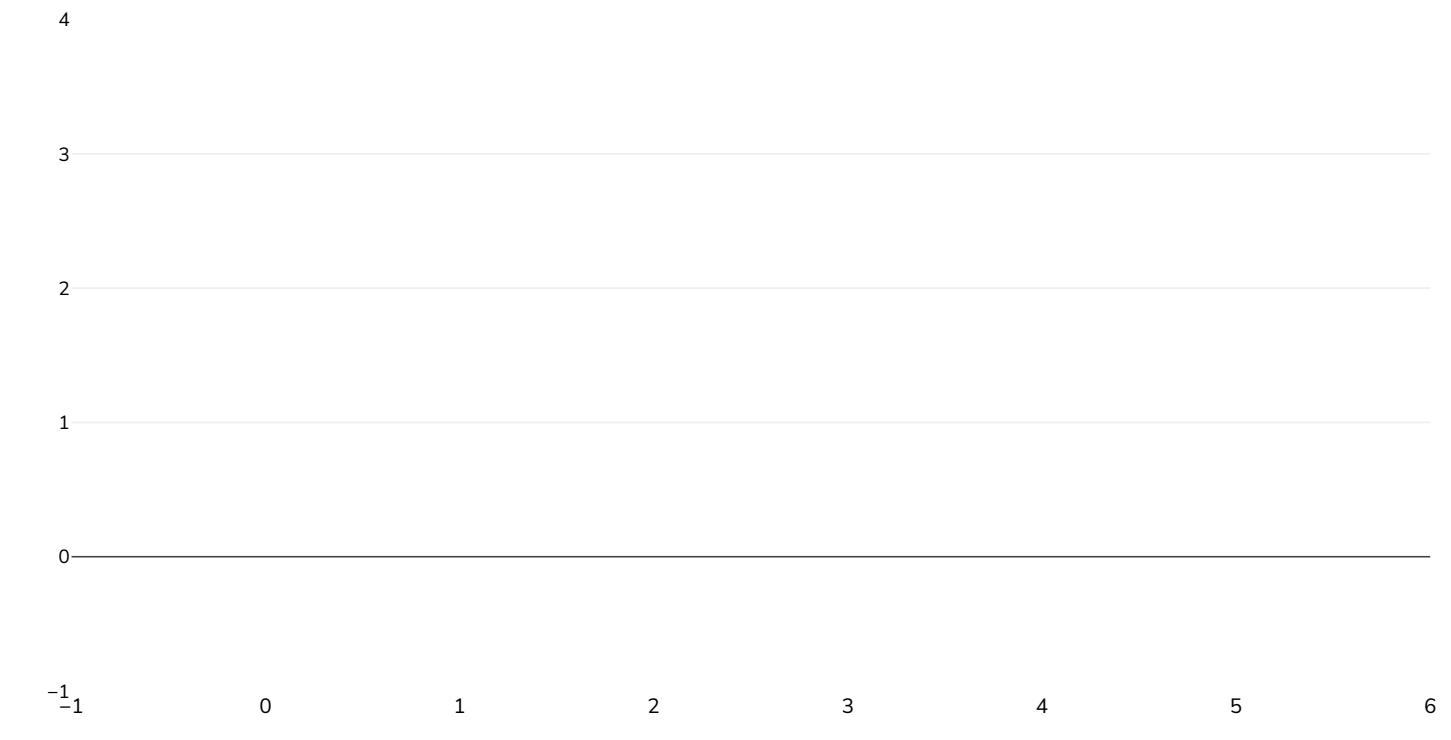
Area covered: National

References: Ferlay J, Ervik M, Lam F, Laversanne M, Colombet M, Mery L, Piñeros M, Znaor A, Soerjomataram I, Bray F (2024). Global Cancer Observatory: Cancer Today. Lyon, France: International Agency for Research on Cancer. Available from: <https://gco.iarc.who.int/today>, accessed [16.07.24]

Definitions: Incidence per 100,000

Unless otherwise noted, overweight refers to a BMI between 25kg and 29.9kg/m², obesity refers to a BMI greater than 30kg/m².

Women, 2022



Age: 20+

Area covered: National

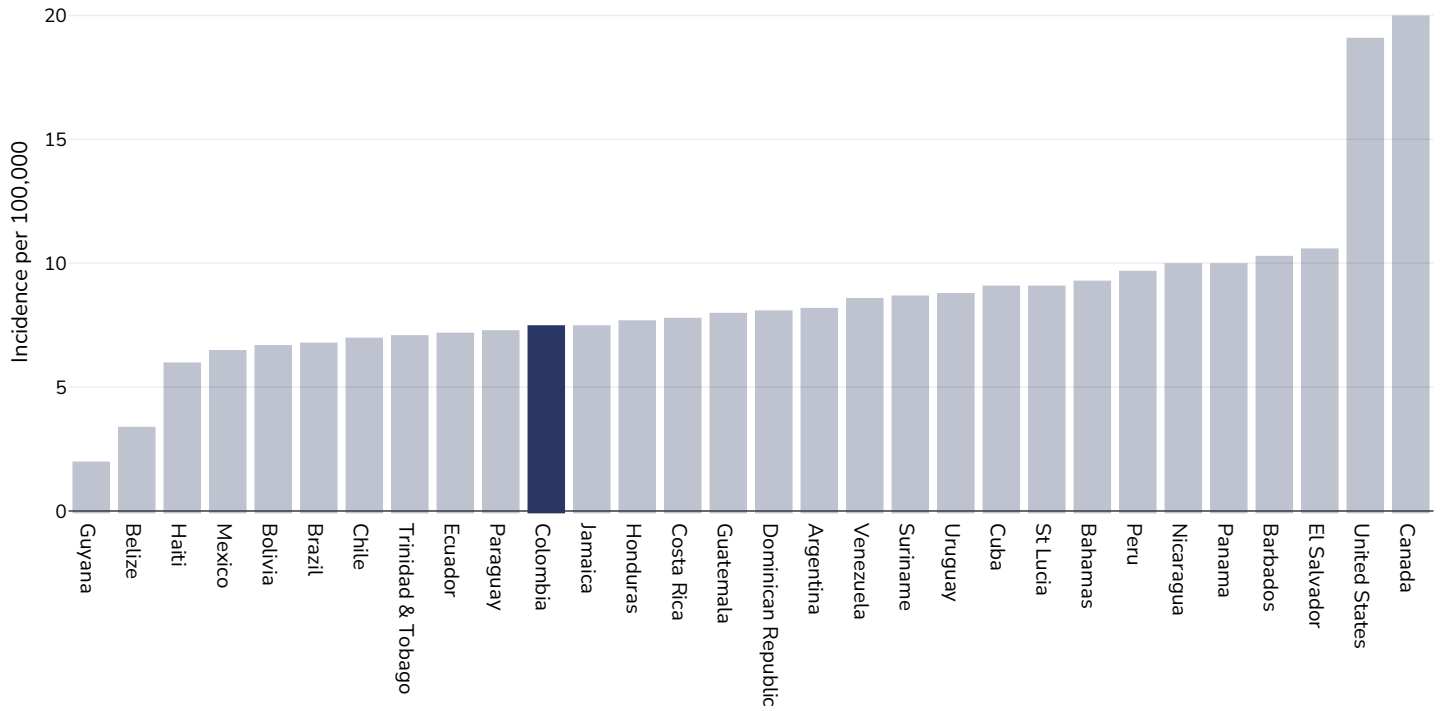
References: Ferlay J, Ervik M, Lam F, Laversanne M, Colombet M, Mery L, Piñeros M, Znaor A, Soerjomataram I, Bray F (2024). Global Cancer Observatory: Cancer Today. Lyon, France: International Agency for Research on Cancer. Available from: <https://gco.iarc.who.int/today>, accessed [16.07.24]

Definitions: Incidence per 100,000

Unless otherwise noted, overweight refers to a BMI between 25kg and 29.9kg/m², obesity refers to a BMI greater than 30kg/m².

Leukemia

Men, 2022



Age: 20+

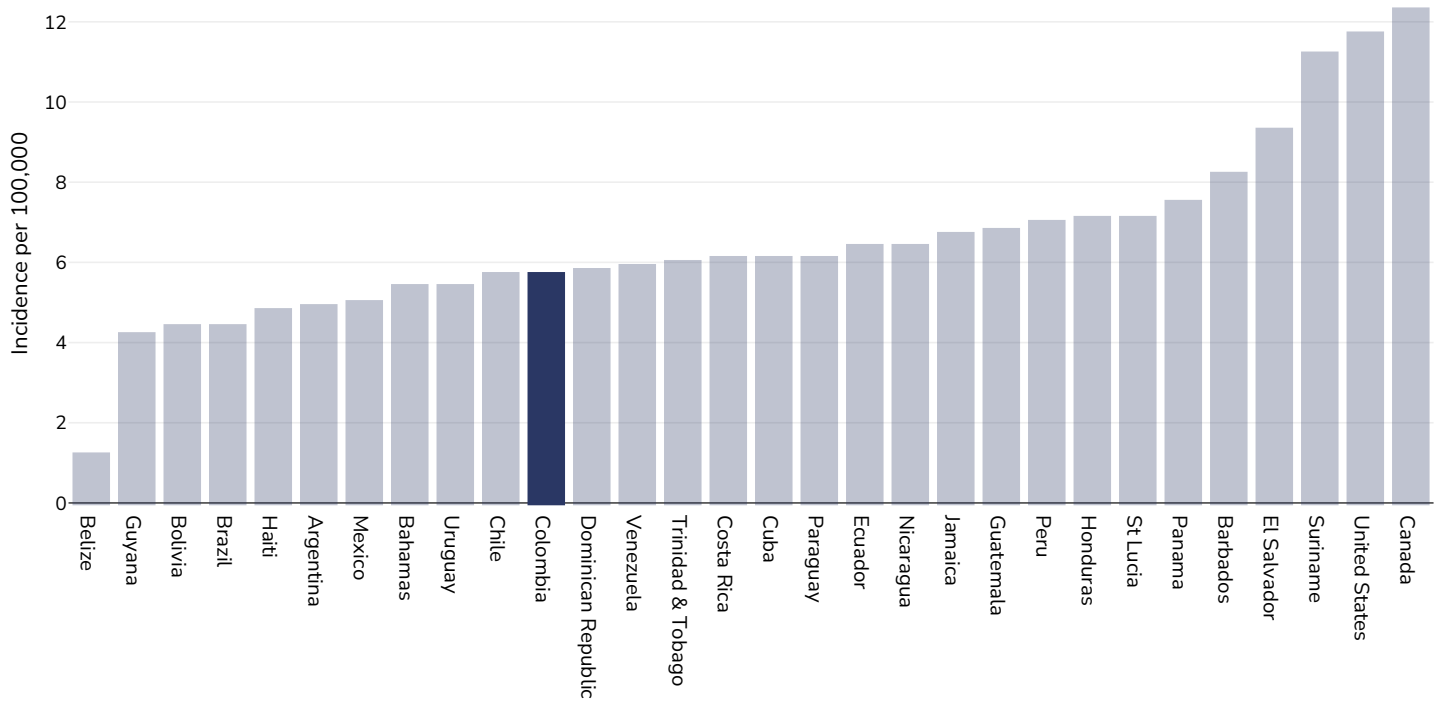
Area covered: National

References: Ferlay J, Ervik M, Lam F, Laversanne M, Colombet M, Mery L, Piñeros M, Znaor A, Soerjomataram I, Bray F (2024). Global Cancer Observatory: Cancer Today. Lyon, France: International Agency for Research on Cancer. Available from: <https://gco.iarc.who.int/today>, accessed [16.07.24]

Definitions: Incidence per 100,000

Unless otherwise noted, overweight refers to a BMI between 25kg and 29.9kg/m², obesity refers to a BMI greater than 30kg/m².

Women, 2022



Age: 20+

Area covered: National

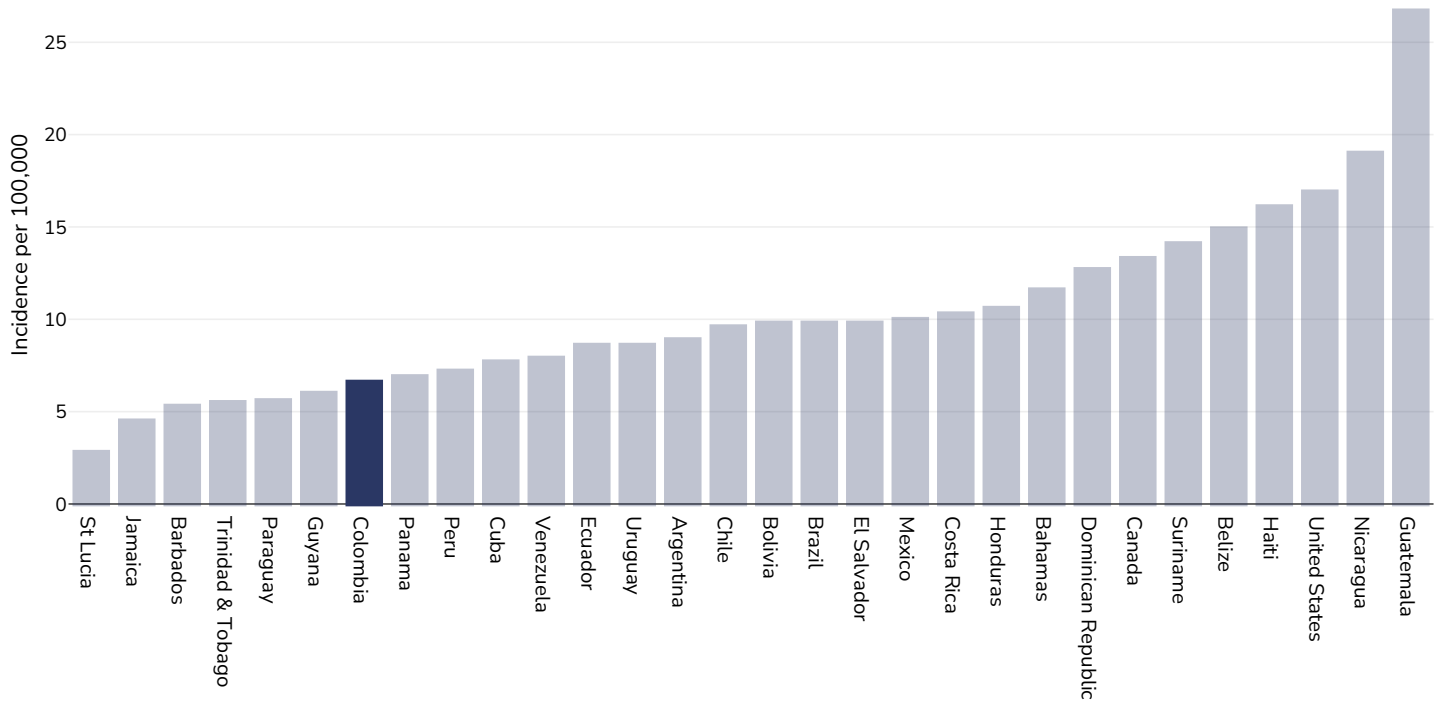
References: Ferlay J, Ervik M, Lam F, Laversanne M, Colombet M, Mery L, Piñeros M, Znaor A, Soerjomataram I, Bray F (2024). Global Cancer Observatory: Cancer Today. Lyon, France: International Agency for Research on Cancer. Available from: <https://gco.iarc.who.int/today>, accessed [16.07.24]

Definitions: Incidence per 100,000

Unless otherwise noted, overweight refers to a BMI between 25kg and 29.9kg/m², obesity refers to a BMI greater than 30kg/m².

Liver and intrahepatic bile duct Cancer

Men, 2022



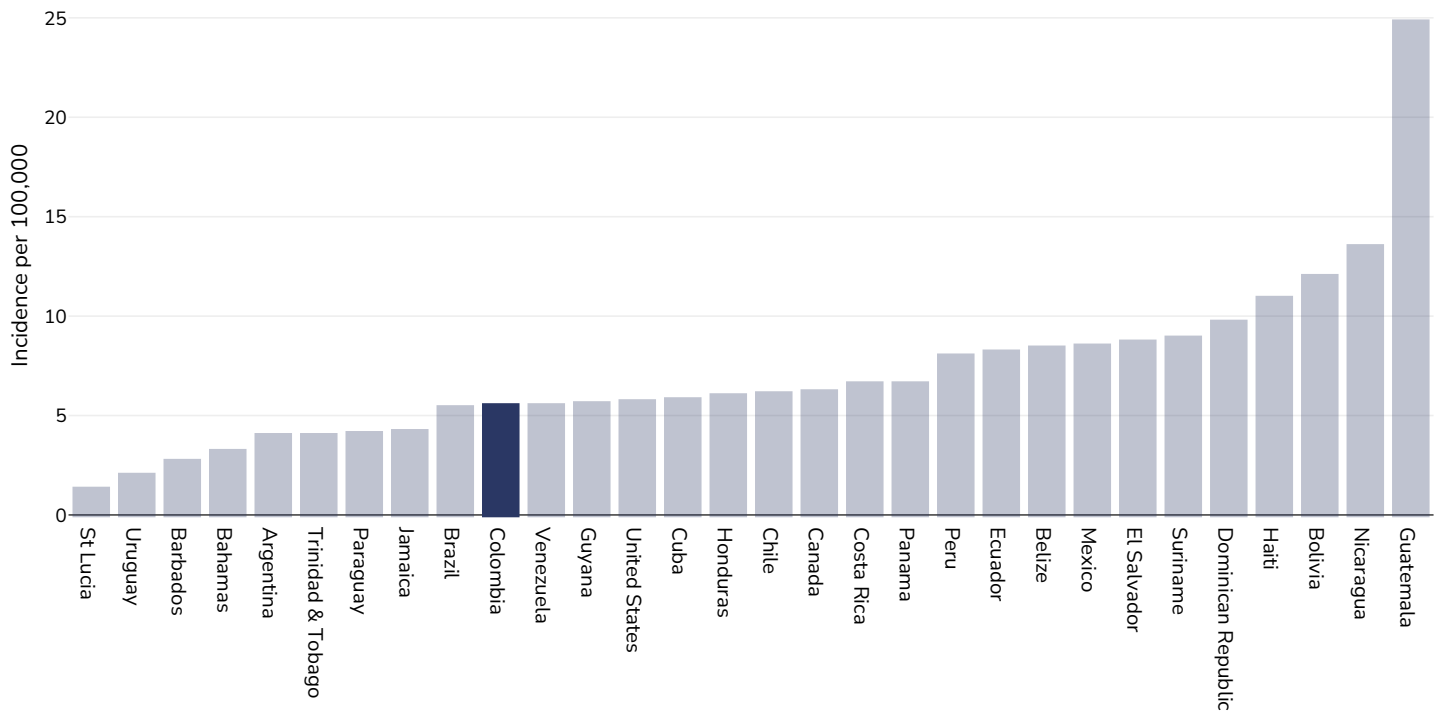
Age: 20+

Area covered: National

References: Ferlay J, Ervik M, Lam F, Laversanne M, Colombet M, Mery L, Piñeros M, Znaor A, Soerjomataram I, Bray F (2024). Global Cancer Observatory: Cancer Today. Lyon, France: International Agency for Research on Cancer. Available from: <https://gco.iarc.who.int/today>, accessed [16.07.24]

Definitions: Incidence per 100,000

Women, 2022



Age: 20+

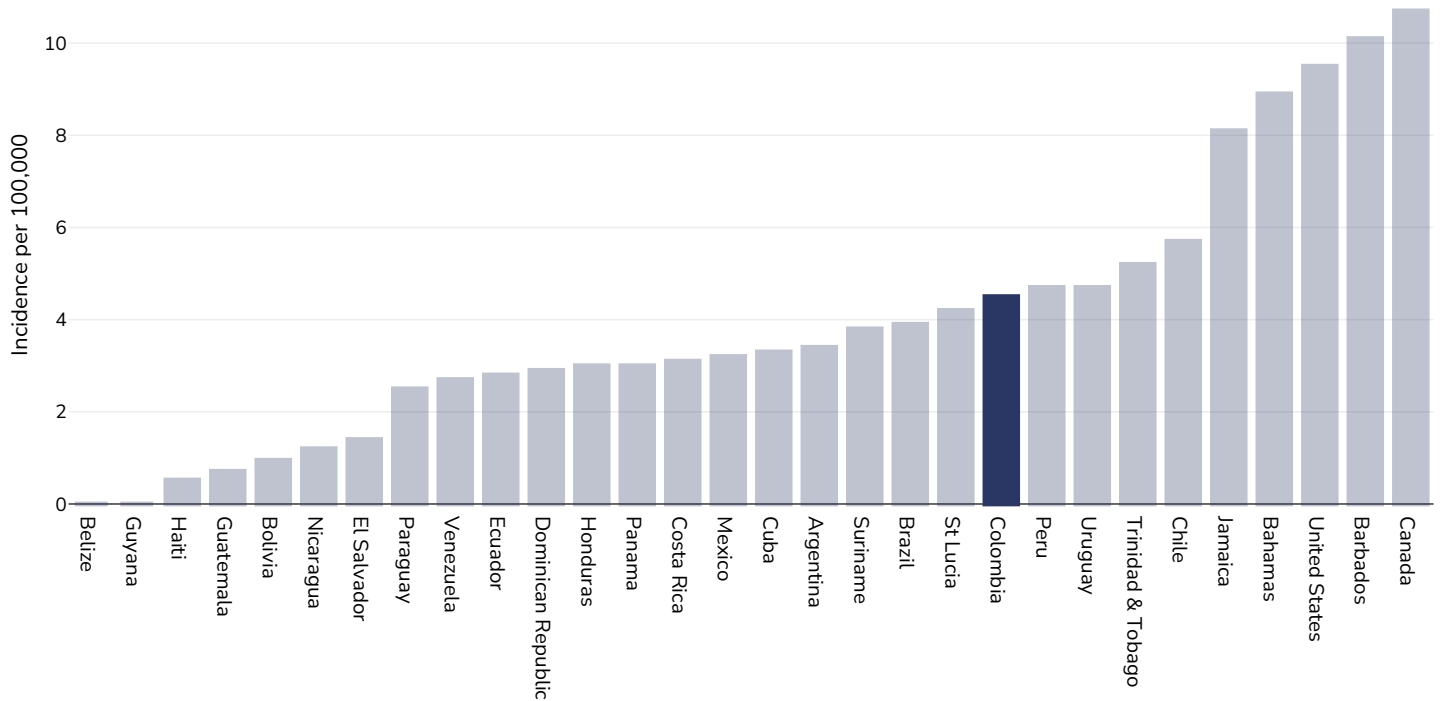
Area covered: National

References: Ferlay J, Ervik M, Lam F, Laversanne M, Colombet M, Mery L, Piñeros M, Znaor A, Soerjomataram I, Bray F (2024). Global Cancer Observatory: Cancer Today. Lyon, France: International Agency for Research on Cancer. Available from: <https://gco.iarc.who.int/today>, accessed [16.07.24]

Definitions: Incidence per 100,000

Multiple Myeloma

Men, 2022



Age: 20+

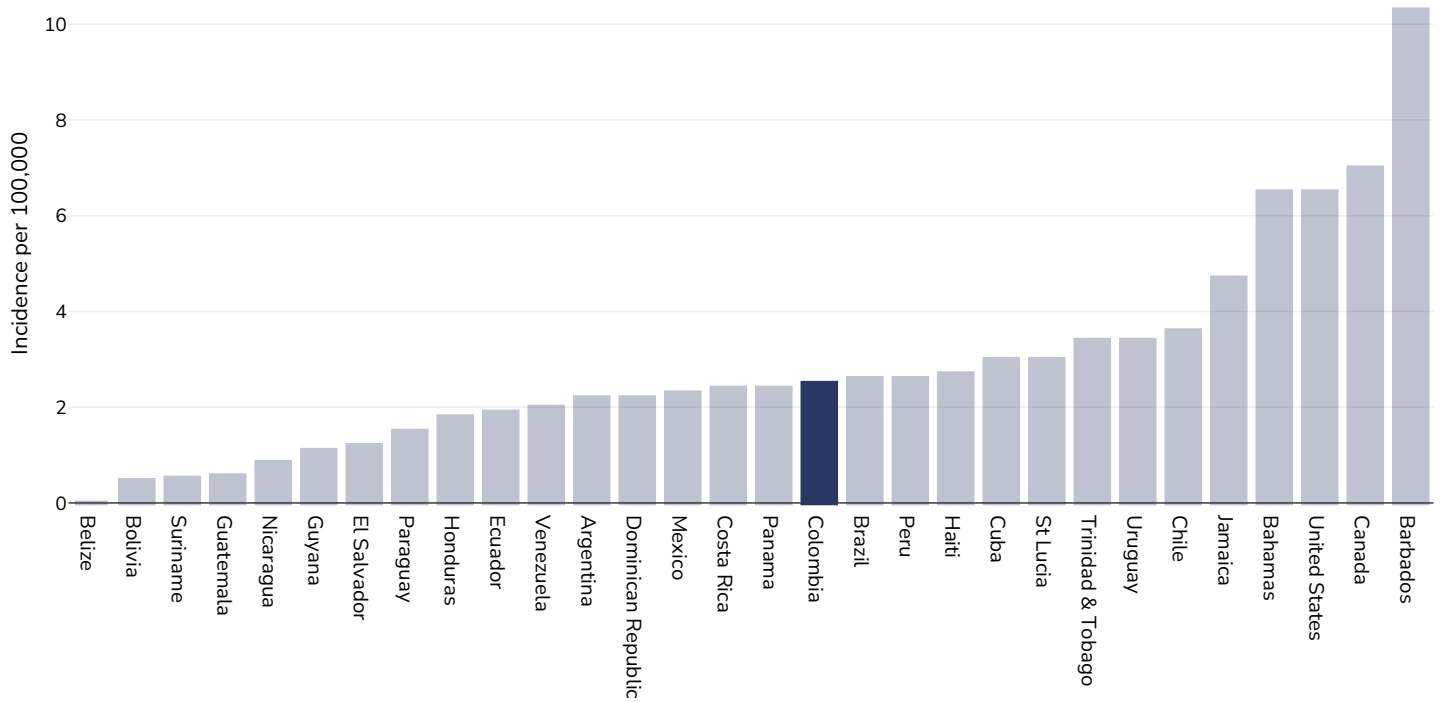
Area covered: National

References: Ferlay J, Ervik M, Lam F, Laversanne M, Colombet M, Mery L, Piñeros M, Znaor A, Soerjomataram I, Bray F (2024). Global Cancer Observatory: Cancer Today. Lyon, France: International Agency for Research on Cancer. Available from: <https://gco.iarc.who.int/today>, accessed [16.07.24]

Definitions: Incidence per 100,000

Unless otherwise noted, overweight refers to a BMI between 25kg and 29.9kg/m², obesity refers to a BMI greater than 30kg/m².

Women, 2022



Age: 20+

Area covered: National

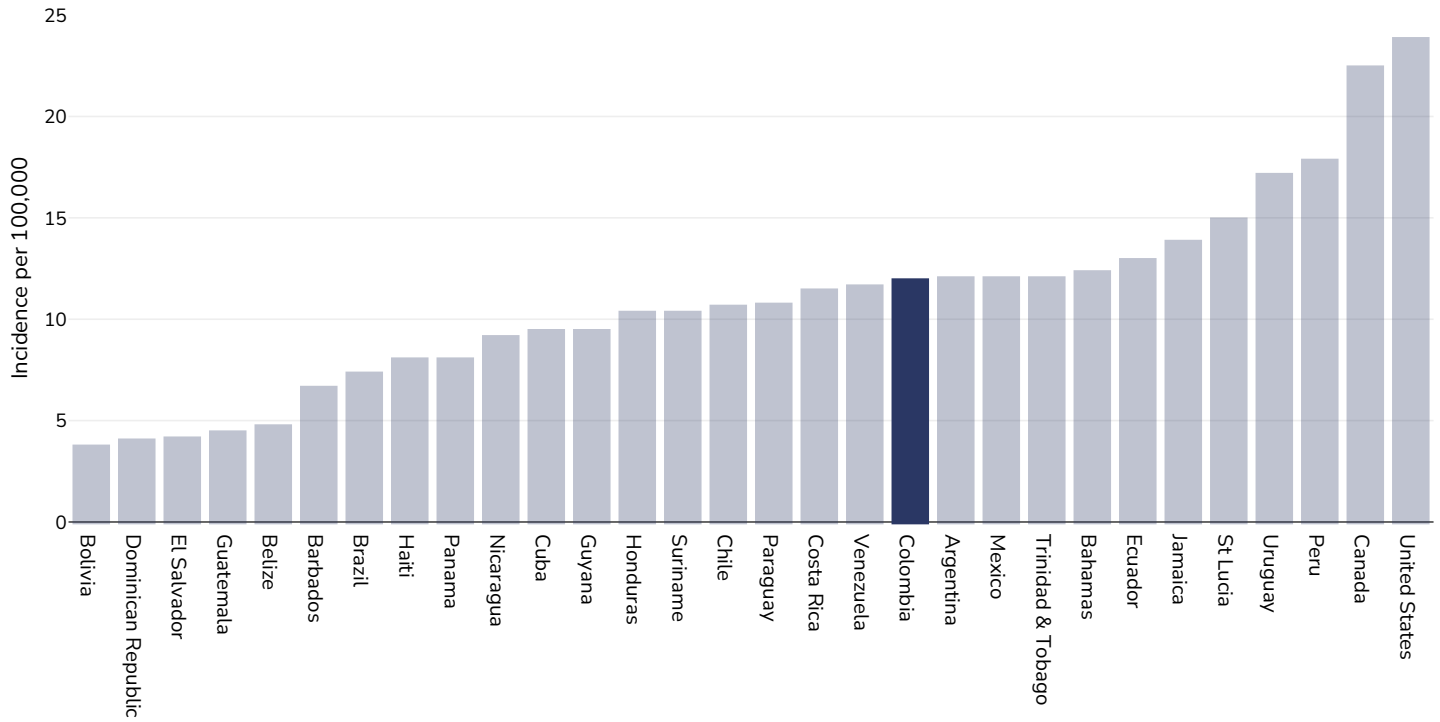
References: Ferlay J, Ervik M, Lam F, Laversanne M, Colombet M, Mery L, Piñeros M, Znaor A, Soerjomataram I, Bray F (2024). Global Cancer Observatory: Cancer Today. Lyon, France: International Agency for Research on Cancer. Available from: <https://gco.iarc.who.int/today>, accessed [16.07.24]

Definitions: Incidence per 100,000

Unless otherwise noted, overweight refers to a BMI between 25kg and 29.9kg/m², obesity refers to a BMI greater than 30kg/m².

Non Hodgkin Lymphoma

Men, 2022



Age: 20+

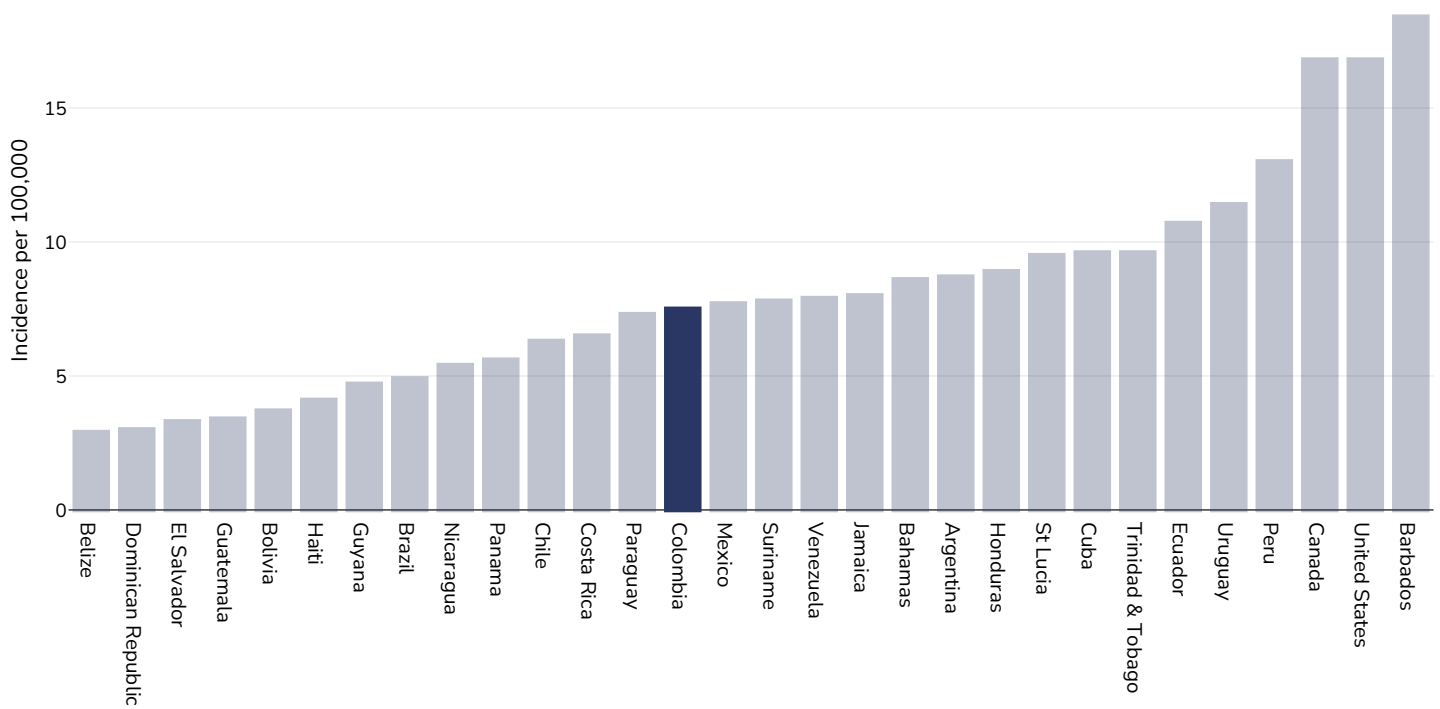
Area covered: National

References: Ferlay J, Ervik M, Lam F, Laversanne M, Colombet M, Mery L, Piñeros M, Znaor A, Soerjomataram I, Bray F (2024). Global Cancer Observatory: Cancer Today. Lyon, France: International Agency for Research on Cancer. Available from: <https://gco.iarc.who.int/today>, accessed [16.07.24]

Definitions: Incidence per 100,000

Unless otherwise noted, overweight refers to a BMI between 25kg and 29.9kg/m², obesity refers to a BMI greater than 30kg/m².

Women, 2022



Age: 20+

Area covered: National

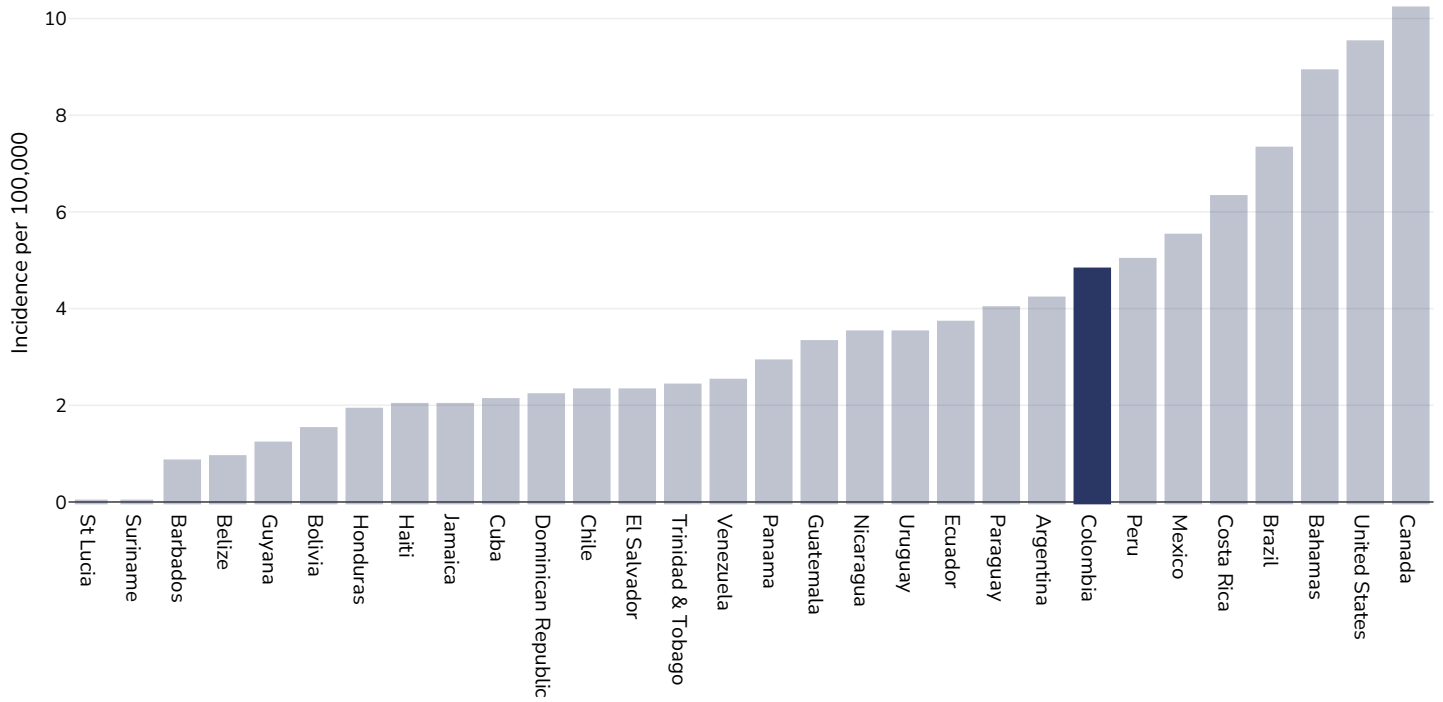
References: Ferlay J, Ervik M, Lam F, Laversanne M, Colombet M, Mery L, Piñeros M, Znaor A, Soerjomataram I, Bray F (2024). Global Cancer Observatory: Cancer Today. Lyon, France: International Agency for Research on Cancer. Available from: <https://gco.iarc.who.int/today>, accessed [16.07.24]

Definitions: Incidence per 100,000

Unless otherwise noted, overweight refers to a BMI between 25kg and 29.9kg/m², obesity refers to a BMI greater than 30kg/m².

Thyroid Cancer

Men, 2022



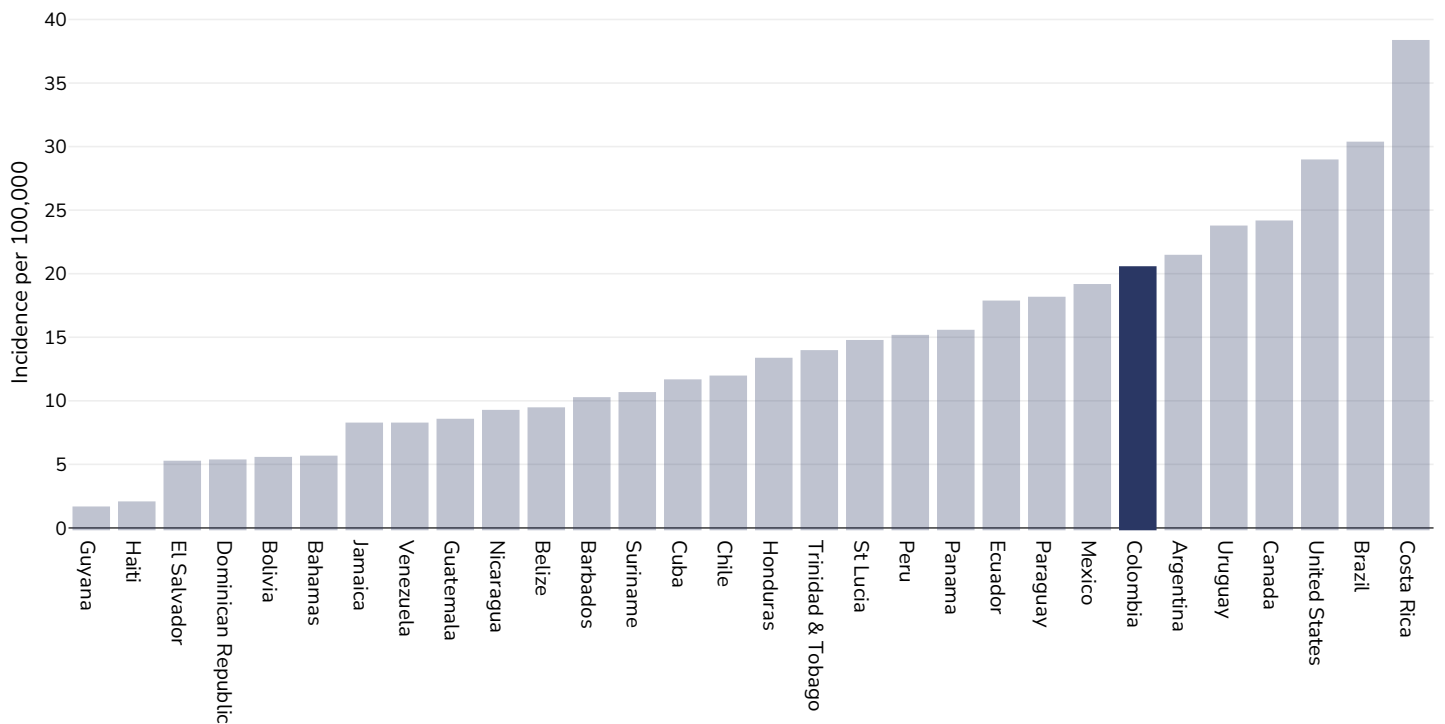
Age: 20+

Area covered: National

References: Ferlay J, Ervik M, Lam F, Laversanne M, Colombet M, Mery L, Piñeros M, Znaor A, Soerjomataram I, Bray F (2024). Global Cancer Observatory: Cancer Today. Lyon, France: International Agency for Research on Cancer. Available from: <https://gco.iarc.who.int/today>, accessed [16.07.24]

Definitions: Incidence per 100,000

Women, 2022



Age: 20+

Area covered: National

References: Ferlay J, Ervik M, Lam F, Laversanne M, Colombet M, Mery L, Piñeros M, Znaor A, Soerjomataram I, Bray F (2024). Global Cancer Observatory: Cancer Today. Lyon, France: International Agency for Research on Cancer. Available from: <https://gco.iarc.who.int/today>, accessed [16.07.24]

Definitions: Incidence per 100,000

Contextual factors

Disclaimer: These contextual factors should be interpreted with care. Results are updated as regularly as possible and use very specific criteria. The criteria used and full definitions are available for download at the bottom of this page.



Labelling

Is there mandatory nutrition labelling?	✓
Front-of-package labelling?	✓
Back-of-pack nutrition declaration?	✓
Color coding?	✗
Warning label?	✓



Regulation and marketing

Are there fiscal policies on unhealthy products?	✓
Tax on unhealthy foods?	✓
Tax on unhealthy drinks?	✓
Are there fiscal policies on healthy products?	✗
Subsidy on fruits?	✗
Subsidy on vegetables?	✗
Subsidy on other healthy products?	✗
Mandatory limit or ban of trans fat (all settings)?	✓
Mandatory limit of trans fats in place (all settings)?	✓
Ban on trans-fats or phos in place (all settings)?	✗
Are there any mandatory policies/marketing restrictions on the promotion of unhealthy food/drinks to children?	✗
Mandatory restriction on broadcast media?	✗
Mandatory restriction on non-broadcast media?	✗
Voluntary policies/marketing restrictions on the promotion of unhealthy food/drinks to children?	✗
Are there mandatory standards for food in schools?	✓
Are there any mandatory nutrient limits in any manufactured food products?	✓
Nutrition standards for public sector procurement?	✗



Political will and support

National obesity strategy or nutrition and physical activity national strategy?	✓
National obesity strategy?	✓
National childhood obesity strategy?	✗
Comprehensive nutrition strategy?	?
Comprehensive physical activity strategy?	✓
Evidence-based dietary guidelines and/or RDAs?	✓
National target(s) on reducing obesity?	✗
Guidelines/policy on obesity treatment?	✗
Promotion of breastfeeding?	✓



Monitoring and surveillance

Monitoring of the prevalence and incidence for the main obesity-related NCDs and risk factors?	✓
Within 5 years?	✗



Governance and resource

Multi-sectoral national co-ordination mechanism for obesity or nutrition (including obesity)?	?
---	---

Key

✓ Present	✓ _v Present (voluntary)	✓ Incoming	✗ Absent	? Unknown
-----------	---------------------------------------	------------	----------	-----------