



China



Country report card - under-5s

This report card contains the latest data available on the Global Obesity Observatory on overweight and obesity for children under 5. Where available, data on common and relevant obesity drivers and comorbidities are also presented.

View the latest version of this report on the Global Obesity Observatory at <https://data.worldobesity.org/country/china-42/>.

Contents	Page
Obesity prevalence	3
Overweight/obesity by region	4
Overweight/obesity by ethnicity	5
Double burden of underweight & overweight	6
% Infants exclusively breastfed 0-5 months	7

Obesity prevalence

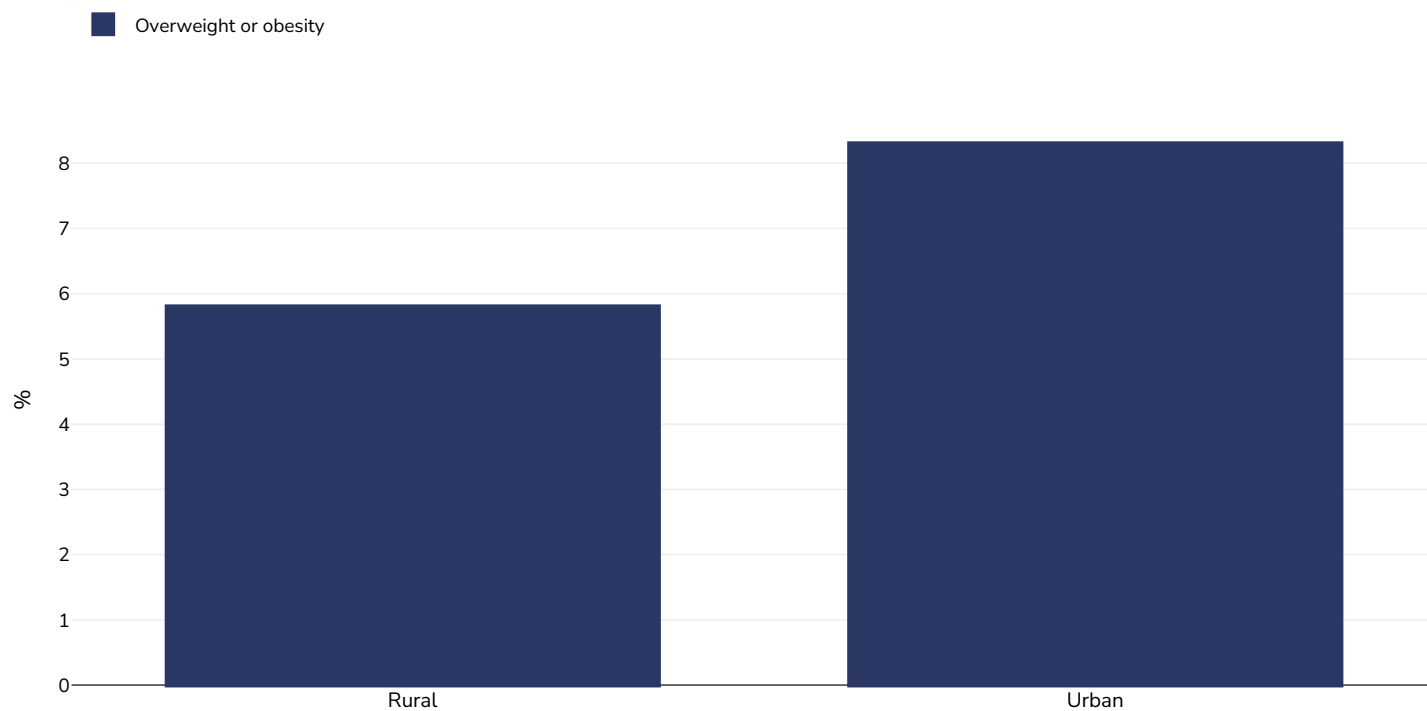
0-5 years, 2016-2017



Survey type:	Measured
Age:	0-5
Area covered:	National
References:	Other: China Nutrition and Health Surveillance of Children and Lactating Women 2016–2017
Notes:	UNICEF/WHO/World Bank Joint Child Malnutrition Estimates Expanded Database: Overweight (Survey Estimates), May 2023, New York. For more information about the methodology, please consult https://data.unicef.org/resources/jme-2023-country-consultations/ Percentage of children under 5 years of age falling above 2 standard deviations (moderate and severe) from the median weight-for-height of the reference population.
Definitions:	=>+2SD

Overweight/obesity by region

0-5 years, 2010



Sample size: 15399

References: Surveillance: Nutritional status of children aged 0-5 years old in China (2010) - National (38 nutrition surveillance sites from 25 provinces). Beijing, China: Chinese Center for Disease Control and Prevention, 2012

Notes: UNICEF/WHO/World Bank Joint Child Malnutrition Estimates Expanded Database: Overweight (Survey Estimates), May 2023, New York.
For more information about the methodology, please consult <https://data.unicef.org/resources/jme-2023-country-consultations/>
Percentage of children under 5 years of age falling above 2 standard deviations (moderate and severe) from the median weight-for-height of the reference population.


Definitions: =>+2SD

Overweight/obesity by ethnicity

Ethnic groups are as defined by publication of origin and are not as defined by WOF. In some instances ethnicity is conflated with nationality and/or race.

Double burden of underweight & overweight

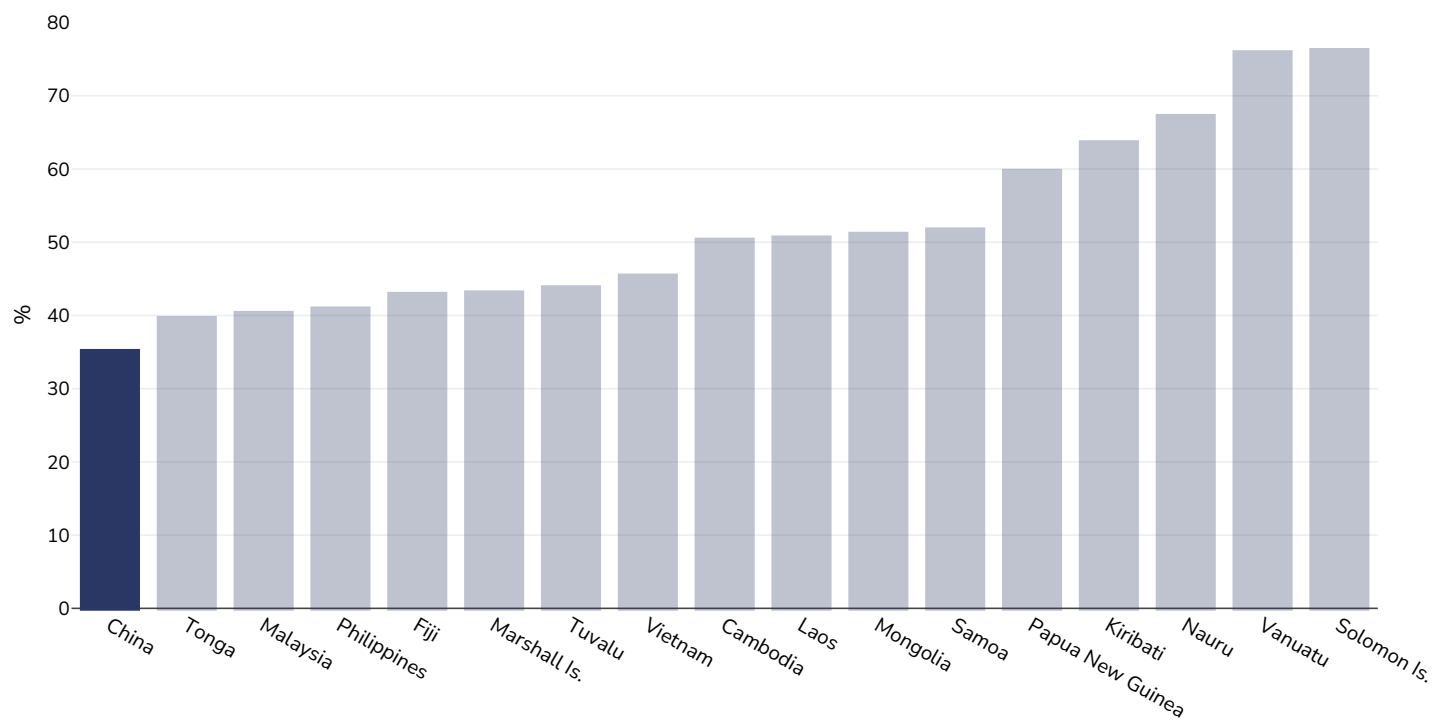
0-5 years, 2013



Survey type:	Measured
Age:	0-5
References:	United Nations Children's Fund, Division of Data, Analysis, Planning and Monitoring (2025). Global UNICEF Global Databases: Overlapping Stunting, Wasting and Overweight (Survey Estimates), 2025, New York. For more information, visit: https://data.unicef.org/topic/nutrition/malnutrition/ [Accessed 06.08.25]
Notes:	China National Nutrition and Health Survey, 2013
Definitions:	Combined percentage of children under 5 years of age who are either wasted, stunted, or overweight (falling below -2 standard deviations from the median weight-for-height, falling below -2 standard deviations from the median height for age, or falling at or above +2 standard deviations from the median weight-for-height of the reference population)
Cutoffs:	WHZ <-2, HAZ <-2 and WHZ >+2

% Infants exclusively breastfed 0-5 months

0-5 years, 2007-2023



References: China Nutrition and Health Surveillance of Children and Lactating Women 2016–2017

Notes: Full details are available. Original citation United Nations Children’s Fund, Division of Data, Analysis, Planning and Monitoring (2023). Global UNICEF Global Databases: Infant and Young Child Feeding: Exclusive breastfeeding, New York, October 2023.

PDF created on September 9, 2025