

# Report card


## Chad



Contents	Page
Obesity prevalence	2
Trend: % Adults living with obesity in Chad 1996-2014	5
Trend: % Adults living with overweight or obesity in Chad 1996-2014	6
Overweight/obesity by education	7
Overweight/obesity by age	9
Overweight/obesity by region	10
Overweight/obesity by socio-economic group	12
Insufficient physical activity	14
Estimated per capita fruit intake	17
Estimated per-capita processed meat intake	18
Estimated per capita whole grains intake	19
Mental health - depression disorders	20
Mental health - anxiety disorders	21
% Infants exclusively breastfed 0-5 months	22
Oesophageal cancer	23
Breast cancer	25
Colorectal cancer	26
Pancreatic cancer	28
Gallbladder cancer	30
Kidney cancer	32
Cancer of the uterus	34
Raised blood pressure	35
Raised cholesterol	38
Raised fasting blood glucose	41
Diabetes prevalence	43
Contextual factors	44

## Obesity prevalence

### Women, 2014-2015




Survey type:	Measured
Age:	15-49
Sample size:	9530
Area covered:	National

References: Institut National de la Statistique des Études Économiques et Démographiques - INSEED/Tchad, Ministère de la Santé Publique - MSP/Tchad et ICF International, 2014-2015. Enquête Démographique et de Santé et à Indicateurs Multiples (EDS-MICS 2014-2015). Rockville, Maryland, USA: INSEED, MSP et ICF International. Available at <https://dhsprogram.com/publications/publication-fr317-dhs-final-reports.cfm> (last accessed 10.08.22)

Notes: Demographic Health Survey data includes ever married women aged 15-49 years only and may include males aged 15-59.

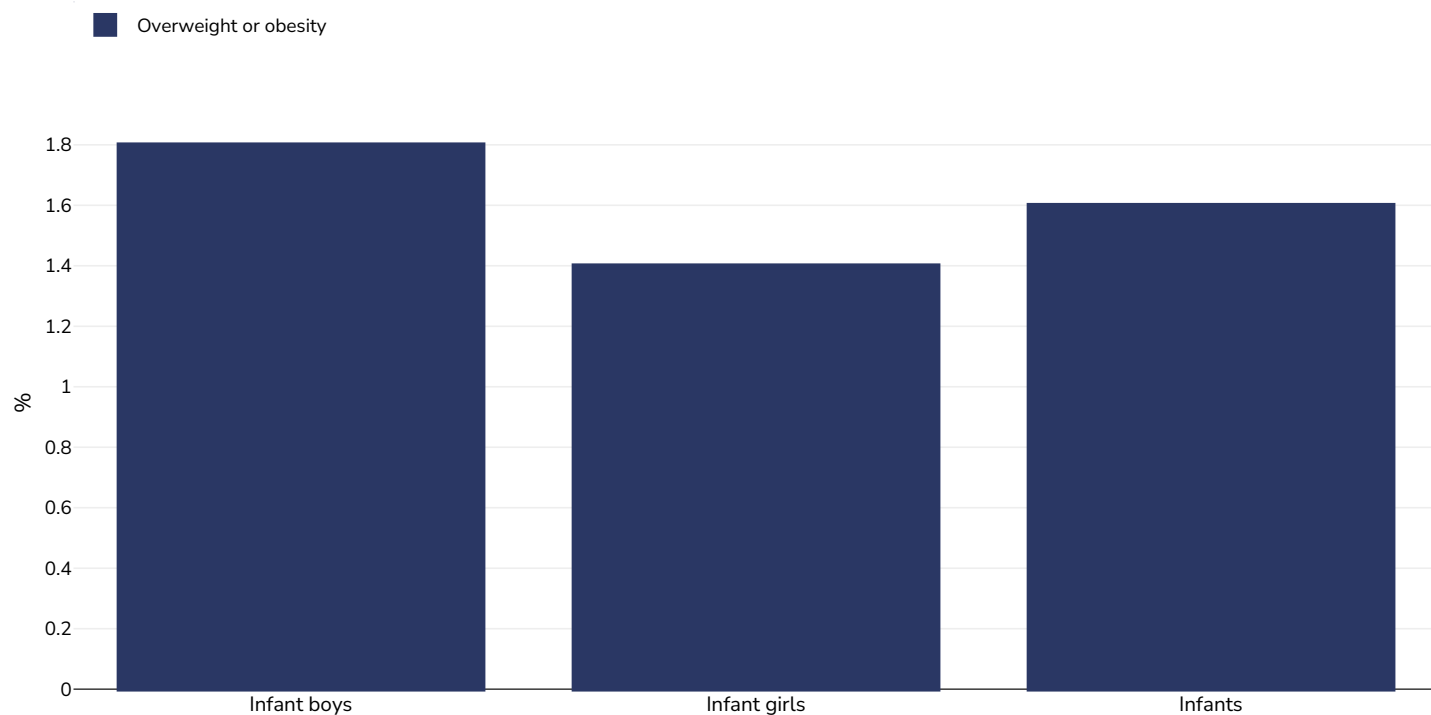
*Unless otherwise noted, overweight refers to a BMI between 25kg and 29.9kg/m<sup>2</sup>, obesity refers to a BMI greater than 30kg/m<sup>2</sup>.*

## Girls, 2014-2015



Survey type:	Measured
Age:	15-19
Sample size:	1948
Area covered:	National
References:	Benedict, Rukundo K., Allison Schmale, and Sorrel Namaste. 2018. Adolescent Nutrition 2000-2017: DHS Data on Adolescents Age 15-19. DHS Comparative Report No. 47. Rockville, Maryland, USA: ICF. Institut National de la Statistique des Études Économiques et Démographiques - INSEED/Tchad, Ministère de la Santé Publique - MSP/Tchad et ICF International, 2014-2015. Enquête Démographique et de Santé et à Indicateurs Multiples (EDS-MICS 2014-2015). Rockville, Maryland, USA: INSEED, MSP et ICF International
Definitions:	BMI for age: between +1 SD and +2 SD is overweight and greater than +2 SD is obesity
Cutoffs:	WHO 2007

## Infants, 2021



Age: 0-5

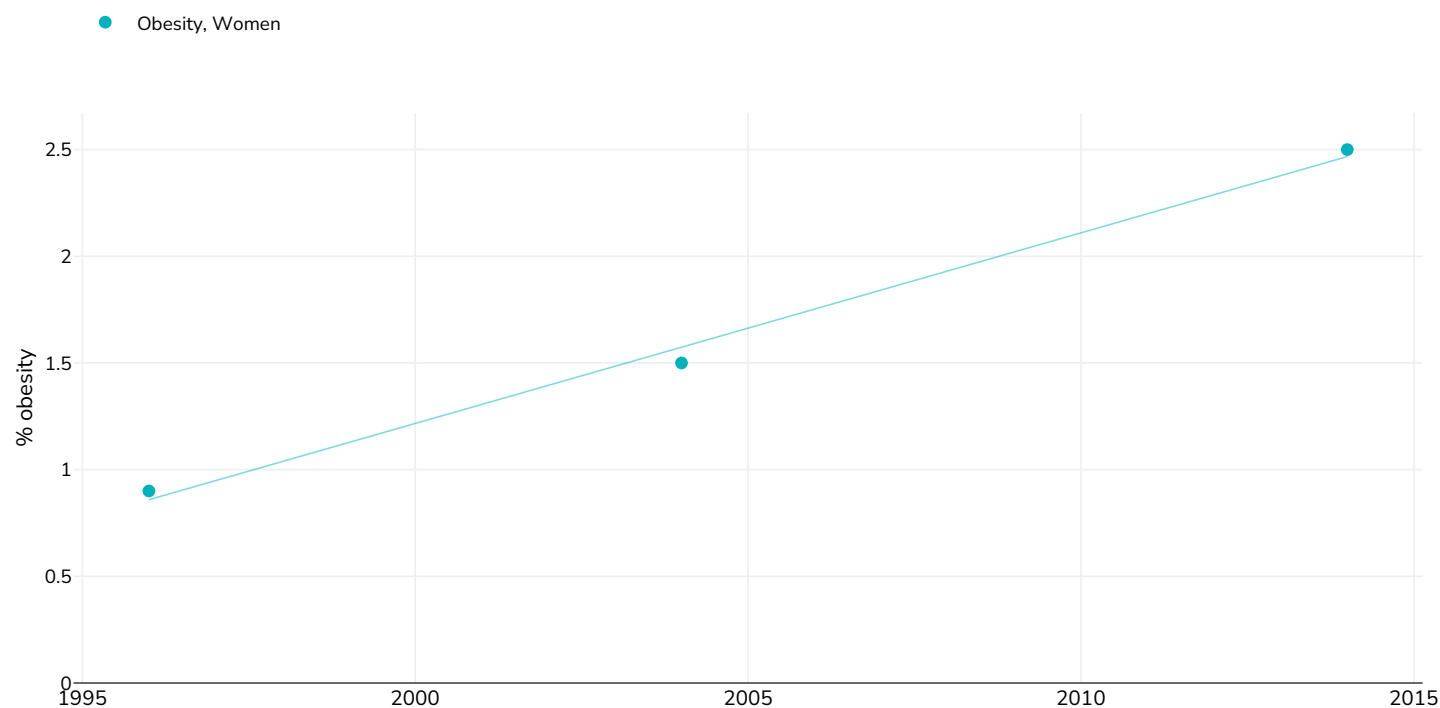
Sample size: 13613

References: SMART: Enquete Nationale de Nutrition SMART 2021, Chad

Notes: UNICEF/WHO/World Bank Joint Child Malnutrition Estimates Expanded Database: Overweight (Survey Estimates), May 2023, New York. For more information about the methodology, please consult <https://data.unicef.org/resources/jme-2023-country-consultations/> Percentage of children under 5 years of age falling above 2 standard deviations (moderate and severe) from the median weight-for-height of the reference population.

Definitions: =>+2SD

## % Adults living with obesity in Chad 1996-2014



Survey type: Measured

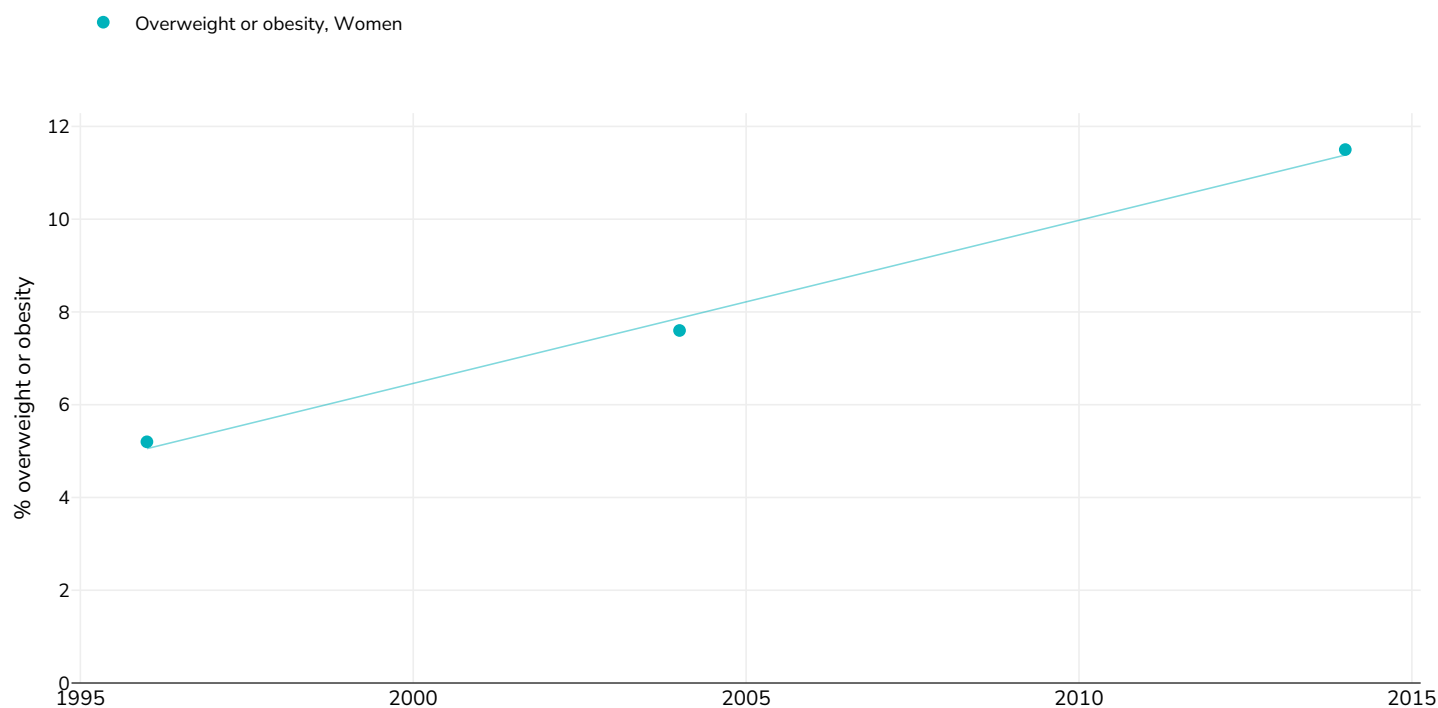
References: 1996: SCN (2004). 5th Report on the World Nutrition Situation. Nutrition for Improved Development Outcomes. Appendix 11  
 2004: Ouagadji, Bandoumal, Kostelngar Nodjimadji, Tchobkréo Bagamla, Riradjim Madnodji, Joël Sibaye Tokindang, Ningam Ngakoutou, Joël Nodjimbatem Ngoniri, Caman Bédaou, Donato Koyalta, Bernard Barrère, and Monique Barrère. 2004. Enquête Démographique et de Santé Tchad 2004. Calverton, Maryland, USA: Institut National de la Statistique, des Études Économiques et Démographiques - INSEED/Tchad and ORC Macro. Available at <https://dhsprogram.com/publications/publication-fr170-dhs-final-reports.cfm> (last accessed 10.08.22)  
 2014: Institut National de la Statistique des Études Économiques et Démographiques - INSEED/Tchad, Ministère de la Santé Publique - MSP/Tchad et ICF International, 2014-2015. Enquête Démographique et de Santé et à Indicateurs Multiples (EDS-MICS 2014-2015). Rockville, Maryland, USA: INSEED, MSP et ICF International. Available at <https://dhsprogram.com/publications/publication-fr317-dhs-final-reports.cfm> (last accessed 10.08.22)

Notes: Adults aged 15-49

*Unless otherwise noted, overweight refers to a BMI between 25kg and 29.9kg/m<sup>2</sup>, obesity refers to a BMI greater than 30kg/m<sup>2</sup>.*

*Different methodologies may have been used to collect this data and so data from different surveys may not be strictly comparable. Please check with original data sources for methodologies used.*

## % Adults living with overweight or obesity in Chad 1996-2014



Survey type: Measured

References: 1996: SCN (2004). 5th Report on the World Nutrition Situation. Nutrition for Improved Development Outcomes. Appendix 11  
 2004: Ouagadji, Bandoumal, Kostelngar Nodjimadji, Tchobkréo Bagamla, Riradjim Madnodji, Joël Sibaye Tokindang, Ningam Ngakoutou, Joël Nodjimbate Ngoniri, Caman Bédaou, Donato Koyalta, Bernard Barrère, and Monique Barrère. 2004. Enquête Démographique et de Santé Tchad 2004. Calverton, Maryland, USA: Institut National de la Statistique, des Études Économiques et Démographiques - INSEED/Tchad and ORC Macro. Available at <https://dhsprogram.com/publications/publication-fr170-dhs-final-reports.cfm> (last accessed 10.08.22)  
 2014: Institut National de la Statistique des Études Économiques et Démographiques - INSEED/Tchad, Ministère de la Santé Publique - MSP/Tchad et ICF International, 2014-2015. Enquête Démographique et de Santé et à Indicateurs Multiples (EDS-MICS 2014-2015). Rockville, Maryland, USA: INSEED, MSP et ICF International. Available at <https://dhsprogram.com/publications/publication-fr317-dhs-final-reports.cfm> (last accessed 10.08.22)

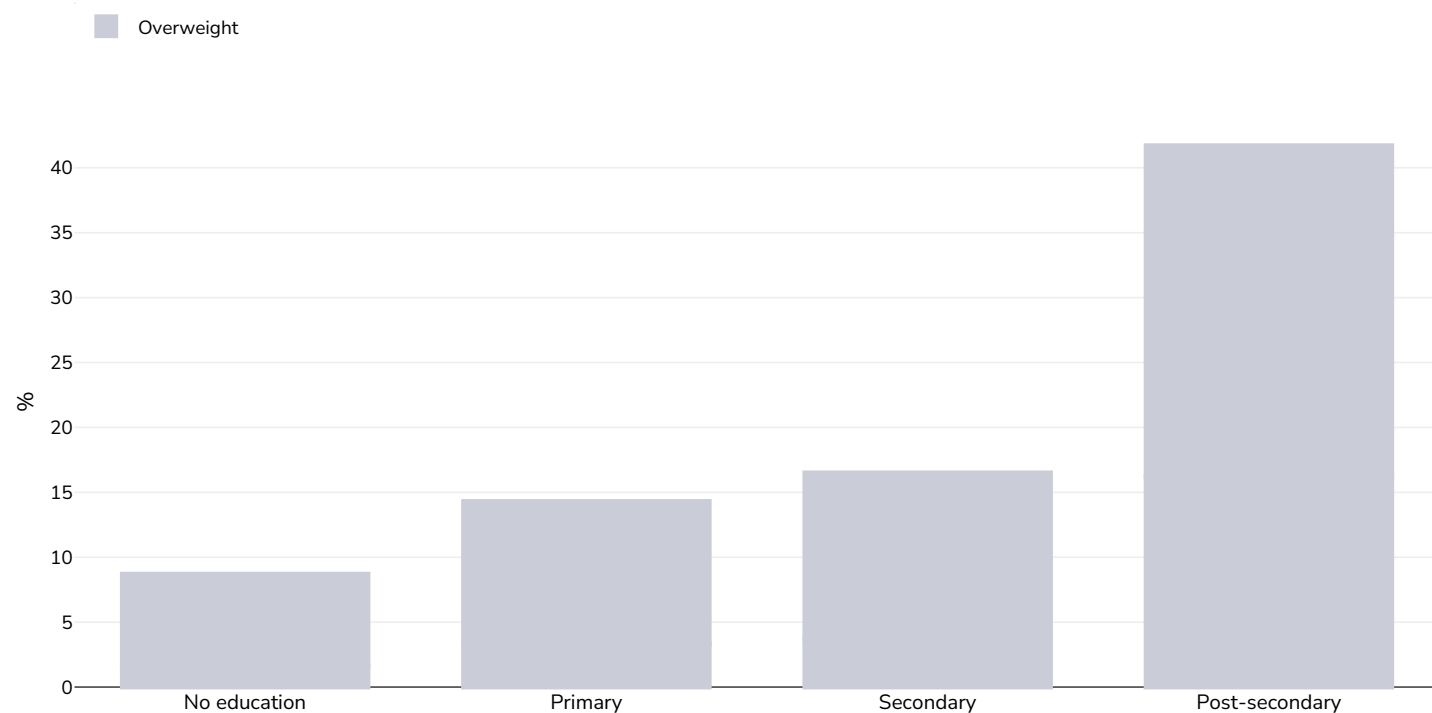
Notes: Adults aged 15-49

*Unless otherwise noted, overweight refers to a BMI between 25kg and 29.9kg/m<sup>2</sup>, obesity refers to a BMI greater than 30kg/m<sup>2</sup>.*

*Different methodologies may have been used to collect this data and so data from different surveys may not be strictly comparable. Please check with original data sources for methodologies used.*

## Overweight/obesity by education

### Women, 2014-2015



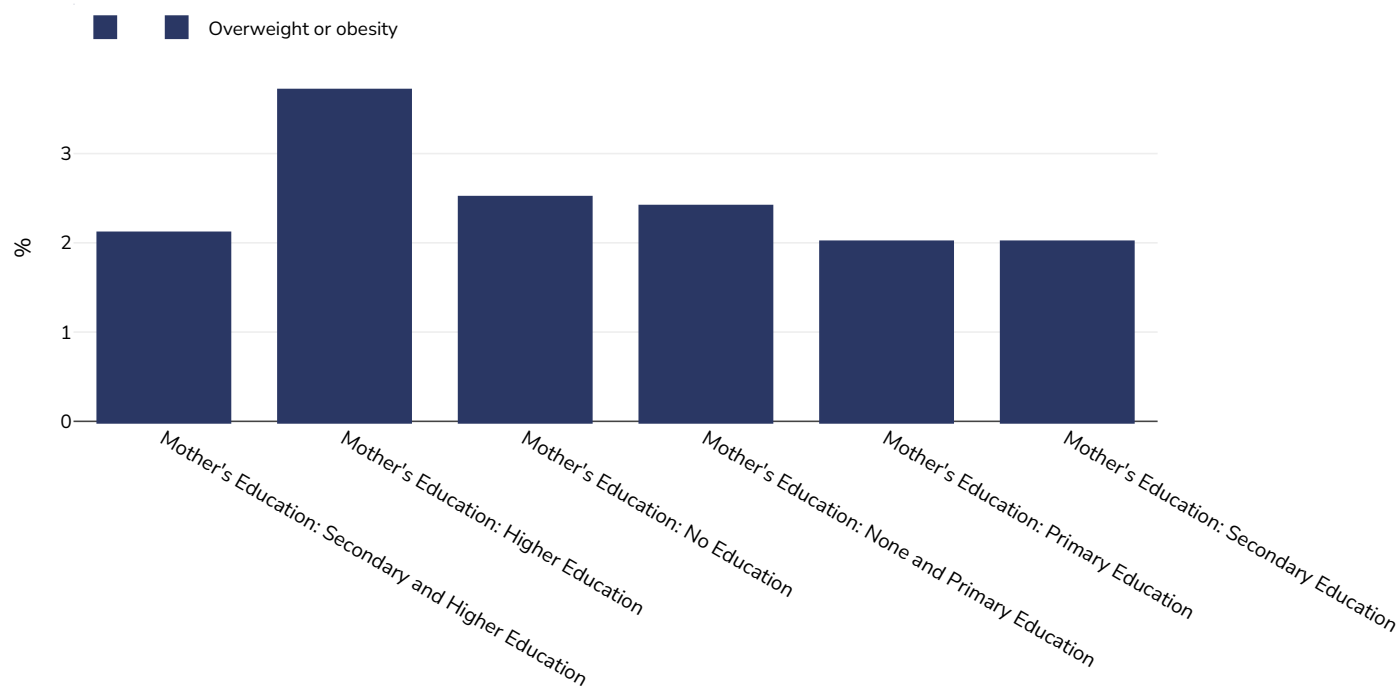
Survey type:	Measured
Age:	15-49
Sample size:	9530
Area covered:	National

References: Institut National de la Statistique des Études Économiques et Démographiques - INSEED/Tchad, Ministère de la Santé Publique - MSP/Tchad et ICF International, 2014-2015. Enquête Démographique et de Santé et à Indicateurs Multiples (EDS-MICS 2014-2015). Rockville, Maryland, USA: INSEED, MSP et ICF International.

Notes: NB. Sample in post secondary small compared to others No education - 5825 Primary education - 2213 Secondary education - 1402 Post secondary education - 90 Demographic Health Survey data includes ever married women aged 15-49 years only and may include males aged 15-59.

*Unless otherwise noted, overweight refers to a BMI between 25kg and 29.9kg/m<sup>2</sup>, obesity refers to a BMI greater than 30kg/m<sup>2</sup>.*

## Infants, 2019



Sample size: 21289

References: MICS: MICS6-Tchad, 2019, Rapport final. N'Djamena, Tchad.

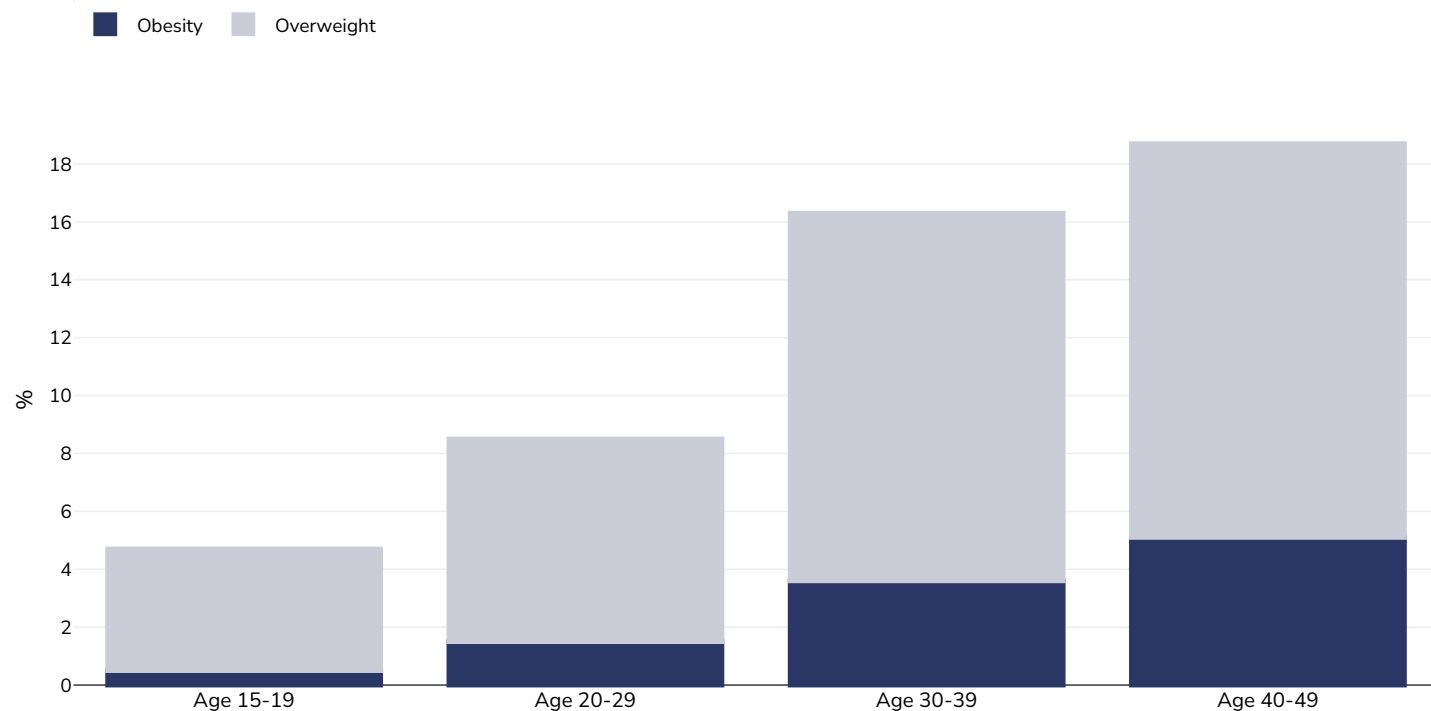
Notes: UNICEF/WHO/World Bank Joint Child Malnutrition Estimates Expanded Database: Overweight (Survey Estimates), May 2023, New York. For more information about the methodology, please consult <https://data.unicef.org/resources/jme-2023-country-consultations/> Percentage of children under 5 years of age falling above 2 standard deviations (moderate and severe) from the median weight-for-height of the reference population.

Definitions: =>+2SD



## Overweight/obesity by age

### Women, 2014-2015



Survey type: Measured

Sample size: 9530

Area covered: National

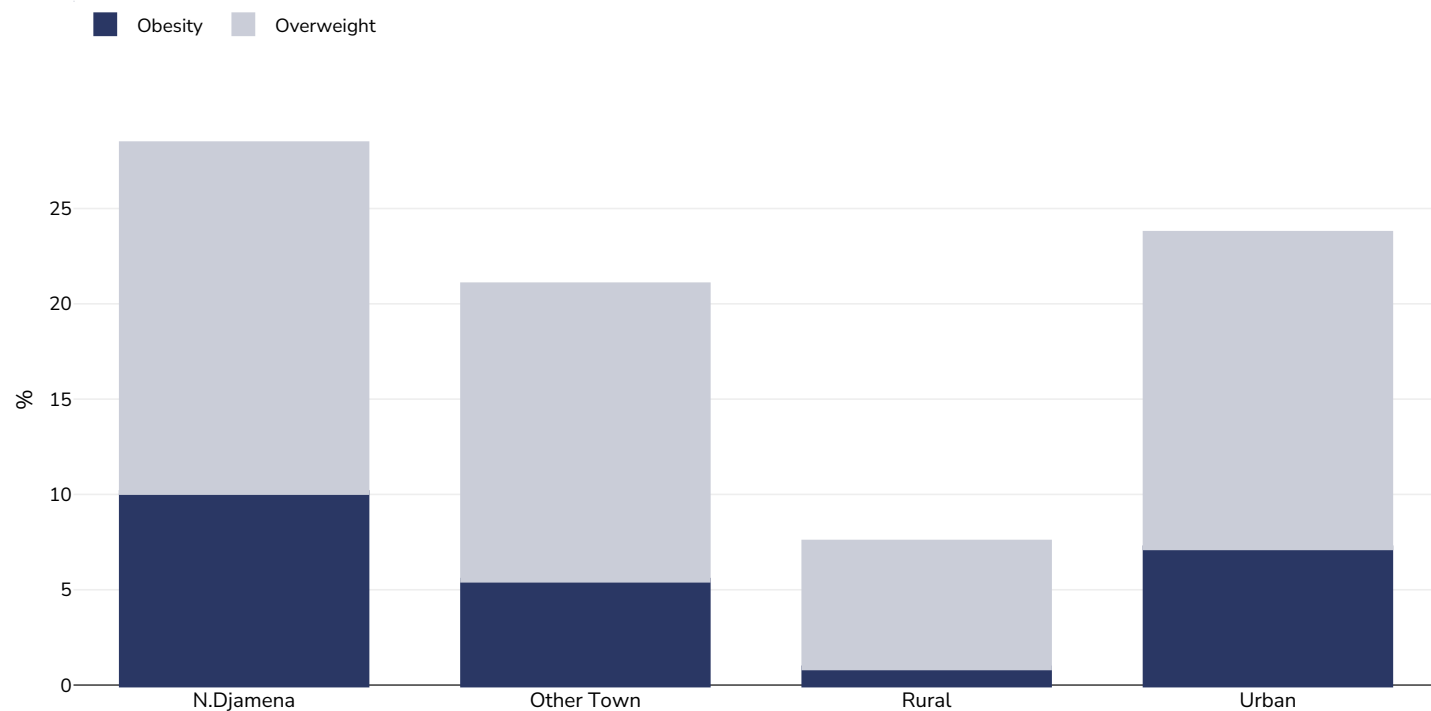
References: Institut National de la Statistique des Études Économiques et Démographiques - INSEED/Tchad, Ministère de la Santé Publique - MSP/Tchad et ICF International, 2014-2015. Enquête Démographique et de Santé et à Indicateurs Multiples (EDS-MICS 2014-2015). Rockville, Maryland, USA: INSEED, MSP et ICF International.

Notes: Demographic Health Survey data includes ever married women aged 15-49 years only and may include males aged 15-59.

*Unless otherwise noted, overweight refers to a BMI between 25kg and 29.9kg/m<sup>2</sup>, obesity refers to a BMI greater than 30kg/m<sup>2</sup>.*

## Overweight/obesity by region

### Women, 2014-2015



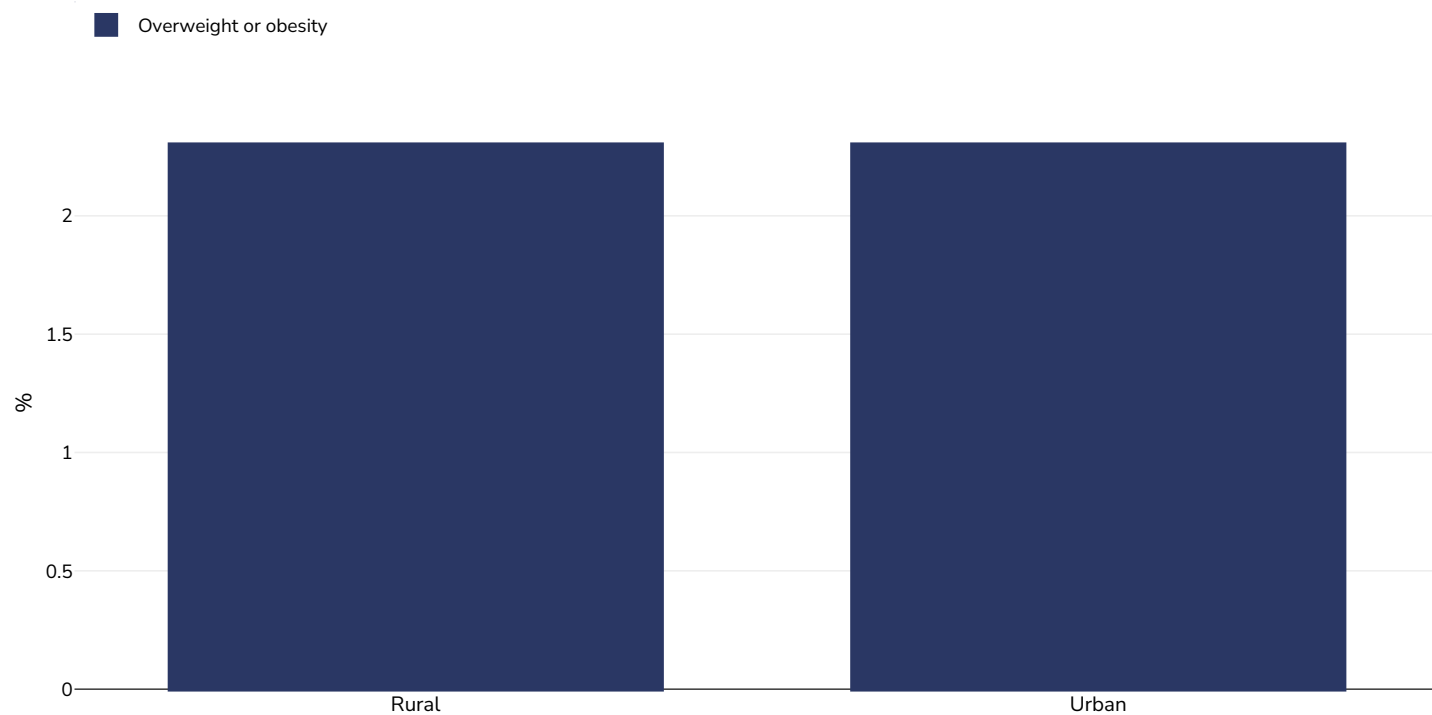
Survey type:	Measured
Age:	15-49
Sample size:	9530
Area covered:	National

References: Institut National de la Statistique des Études Économiques et Démographiques - INSEED/Tchad, Ministère de la Santé Publique - MSP/Tchad et ICF International, 2014-2015. Enquête Démographique et de Santé et à Indicateurs Multiples (EDS-MICS 2014-2015). Rockville, Maryland, USA: INSEED, MSP et ICF International.

Notes: Demographic Health Survey data includes ever married women aged 15-49 years only and may include males aged 15-59.

*Unless otherwise noted, overweight refers to a BMI between 25kg and 29.9kg/m<sup>2</sup>, obesity refers to a BMI greater than 30kg/m<sup>2</sup>.*

## Infants, 2019



Sample size: 21289

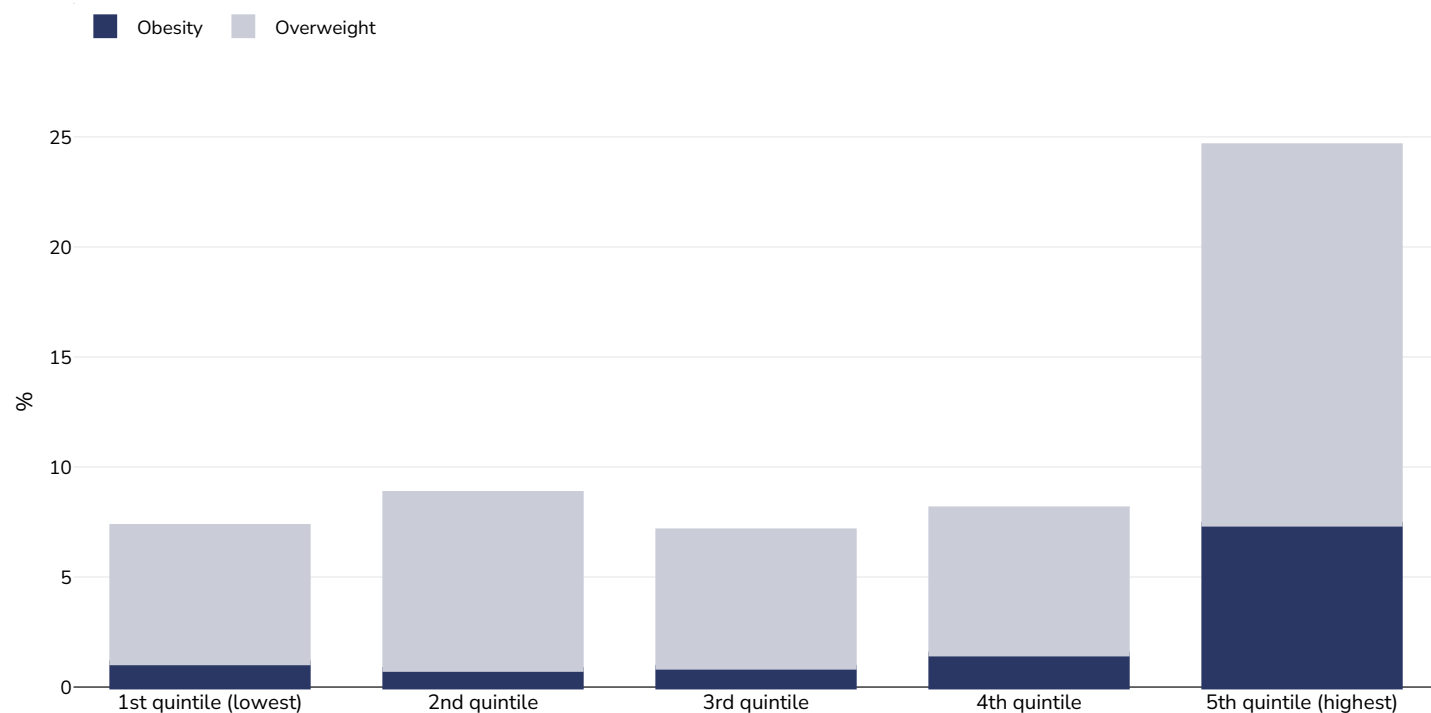
References: MICS: MICS6-Tchad, 2019, Rapport final. N'Djamena, Tchad.

Notes: UNICEF/WHO/World Bank Joint Child Malnutrition Estimates Expanded Database: Overweight (Survey Estimates), May 2023, New York. For more information about the methodology, please consult <https://data.unicef.org/resources/jme-2023-country-consultations/> Percentage of children under 5 years of age falling above 2 standard deviations (moderate and severe) from the median weight-for-height of the reference population.

Definitions: =>+2SD

## Overweight/obesity by socio-economic group

### Women, 2014-2015



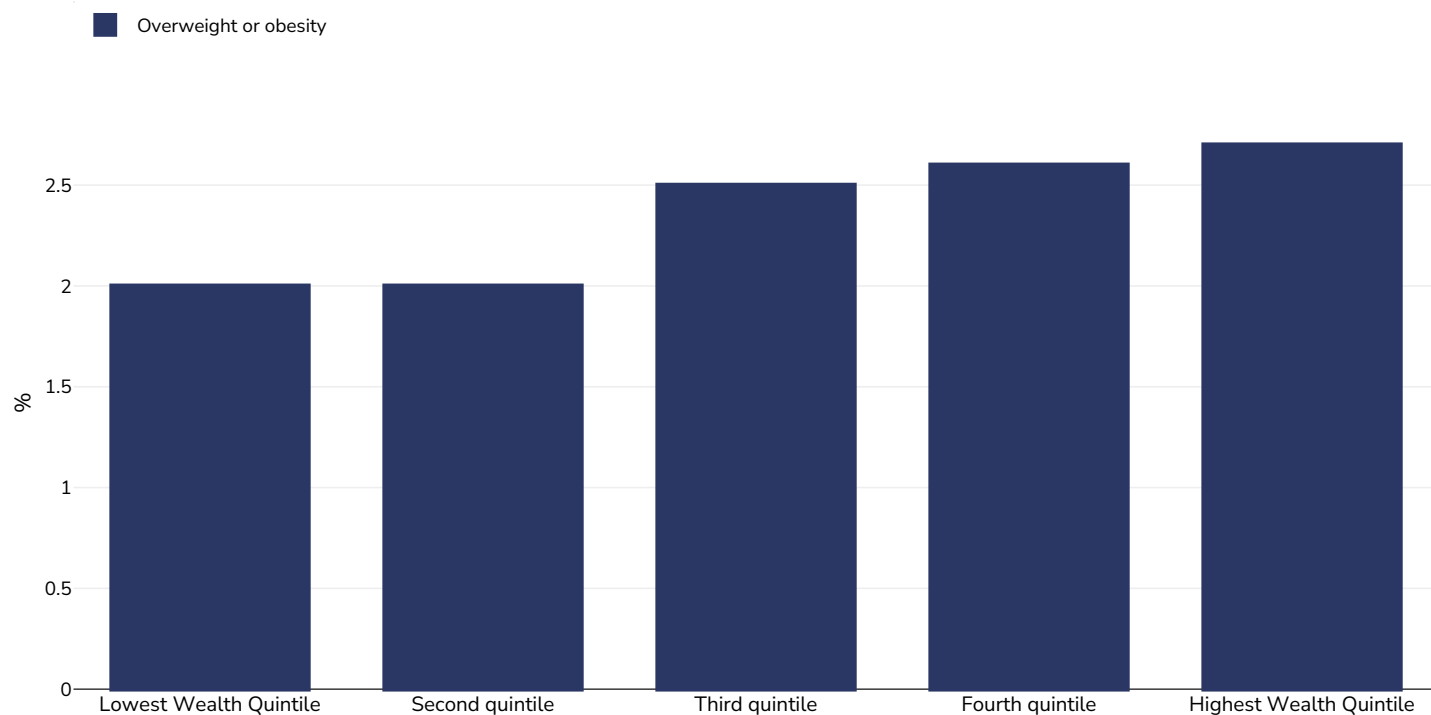
Survey type:	Measured
Age:	15-49
Sample size:	9530
Area covered:	National

References: Institut National de la Statistique des Études Économiques et Démographiques - INSEED/Tchad, Ministère de la Santé Publique - MSP/Tchad et ICF International, 2014-2015. Enquête Démographique et de Santé et à Indicateurs Multiples (EDS-MICS 2014-2015). Rockville, Maryland, USA: INSEED, MSP et ICF International.

Notes: Demographic Health Survey data includes ever married women aged 15-49 years only and may include males aged 15-59.

*Unless otherwise noted, overweight refers to a BMI between 25kg and 29.9kg/m<sup>2</sup>, obesity refers to a BMI greater than 30kg/m<sup>2</sup>.*

## Infants, 2019



Sample size: 21289

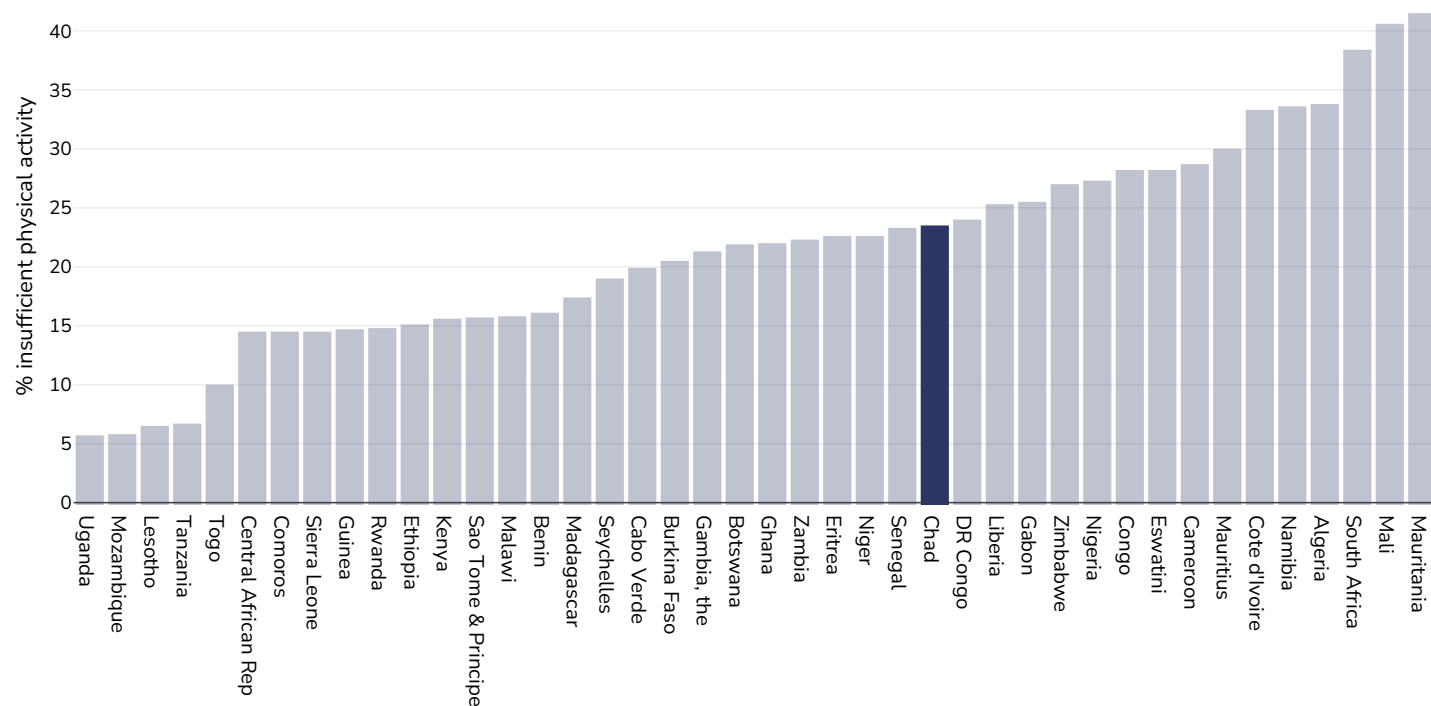
References: MICS: MICS6-Tchad, 2019, Rapport final. N'Djamena, Tchad.

Notes: UNICEF/WHO/World Bank Joint Child Malnutrition Estimates Expanded Database: Overweight (Survey Estimates), May 2023, New York. For more information about the methodology, please consult <https://data.unicef.org/resources/jme-2023-country-consultations/> Percentage of children under 5 years of age falling above 2 standard deviations (moderate and severe) from the median weight-for-height of the reference population.

Definitions: =>+2SD

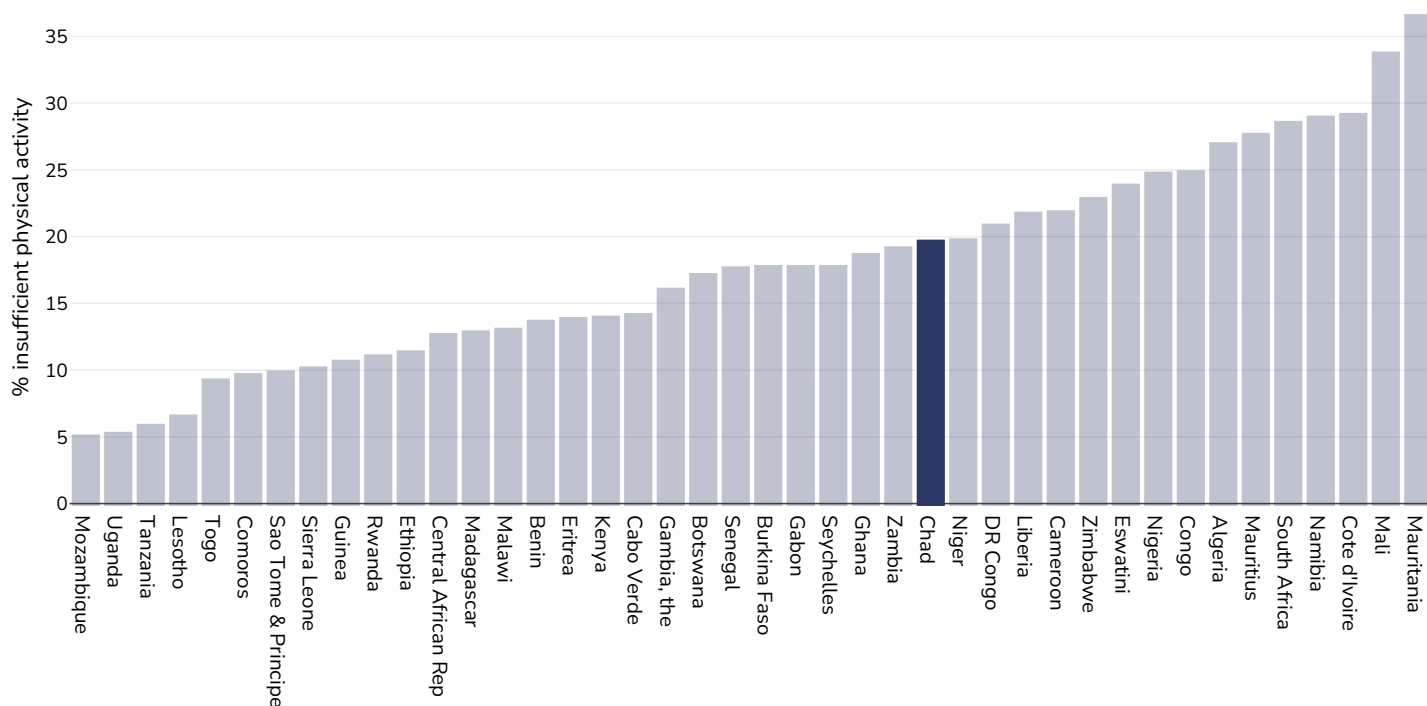
## Insufficient physical activity

Adults, 2016



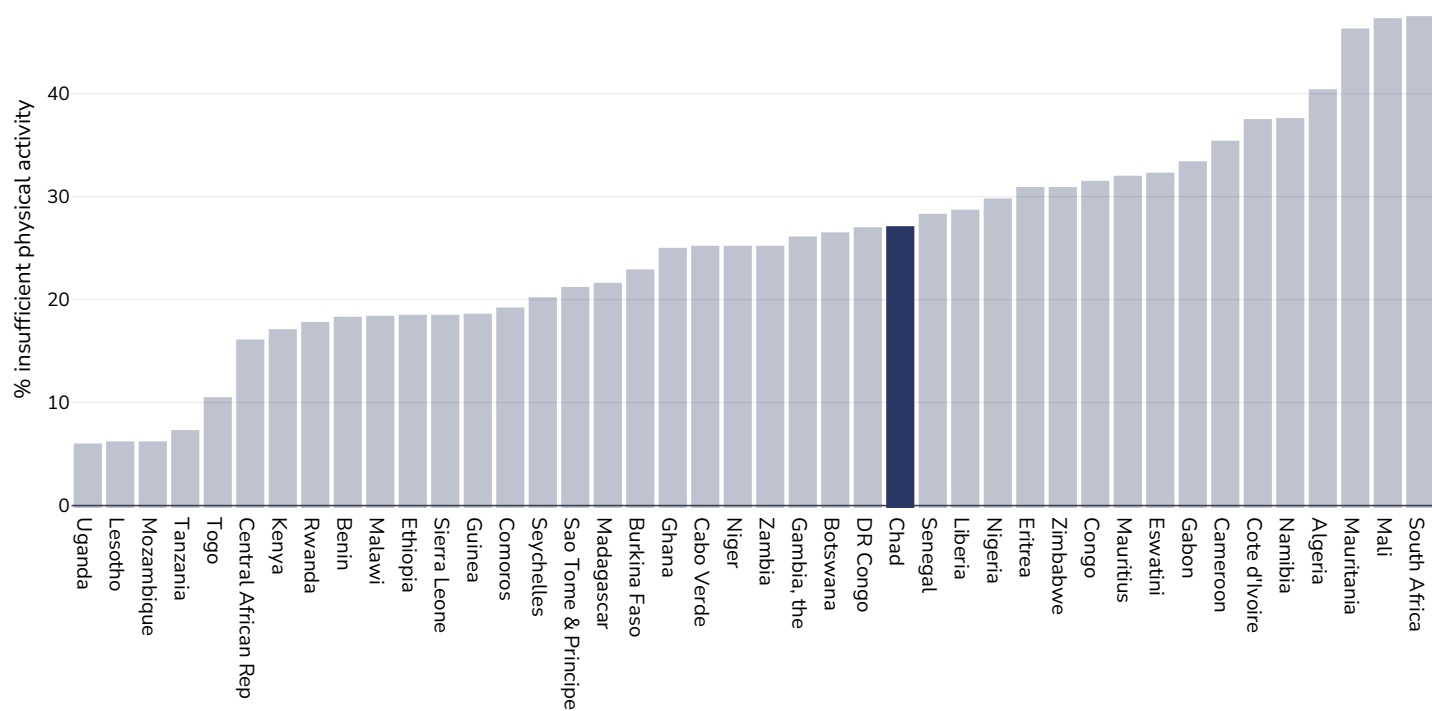
References: Guthold R, Stevens GA, Riley LM, Bull FC. Worldwide trends in insufficient physical activity from 2001 to 2016: a pooled analysis of 358 population-based surveys with 1.9 million participants. *Lancet* 2018 [http://dx.doi.org/10.1016/S2214-109X\(18\)30357-7](http://dx.doi.org/10.1016/S2214-109X(18)30357-7)

## Men, 2016



References: Guthold R, Stevens GA, Riley LM, Bull FC. Worldwide trends in insufficient physical activity from 2001 to 2016: a pooled analysis of 358 population-based surveys with 1.9 million participants. *Lancet* 2018 [http://dx.doi.org/10.1016/S2214-109X\(18\)30357-7](http://dx.doi.org/10.1016/S2214-109X(18)30357-7)

## Women, 2016

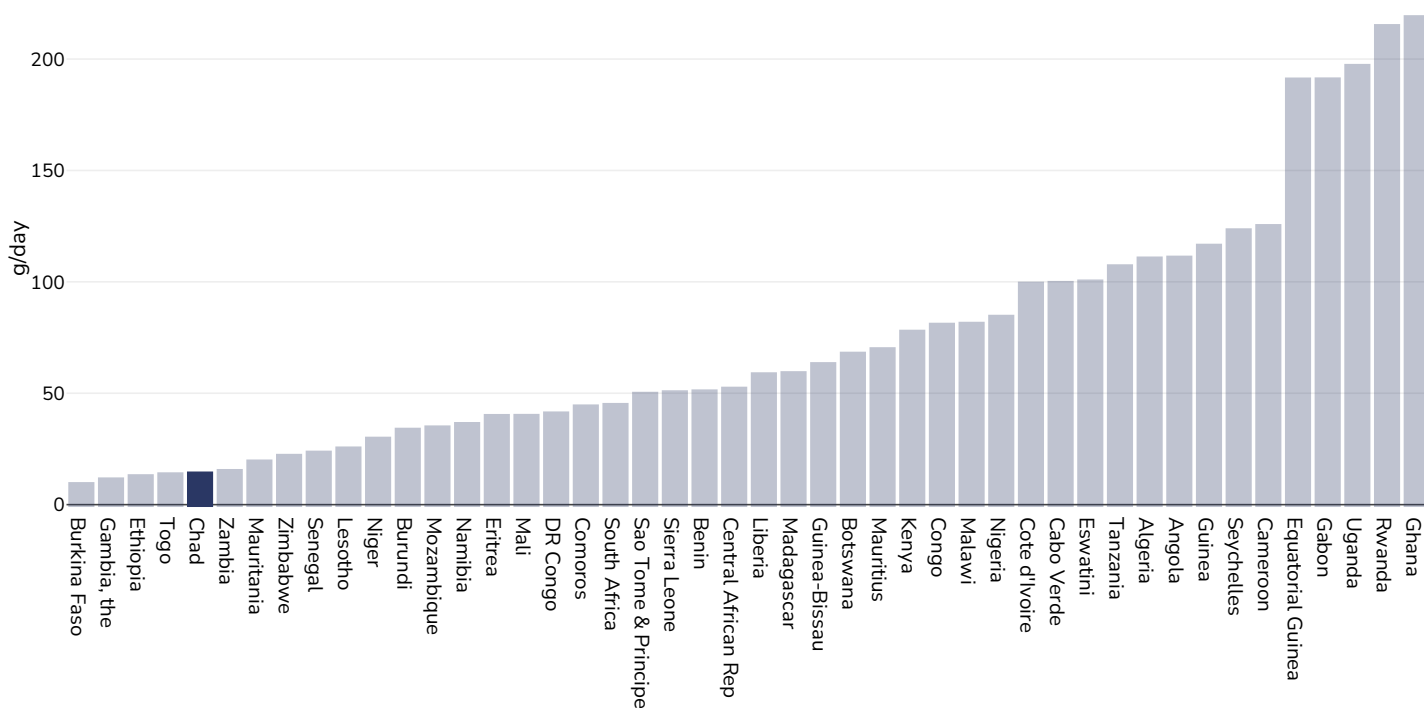


References: Guthold R, Stevens GA, Riley LM, Bull FC. Worldwide trends in insufficient physical activity from 2001 to 2016: a pooled analysis of 358 population-based surveys with 1.9 million participants. Lancet 2018 [http://dx.doi.org/10.1016/S2214-109X\(18\)30357-7](http://dx.doi.org/10.1016/S2214-109X(18)30357-7)



## Estimated per capita fruit intake

Adults, 2017



Survey type:

Measured

Age:

25+

References:

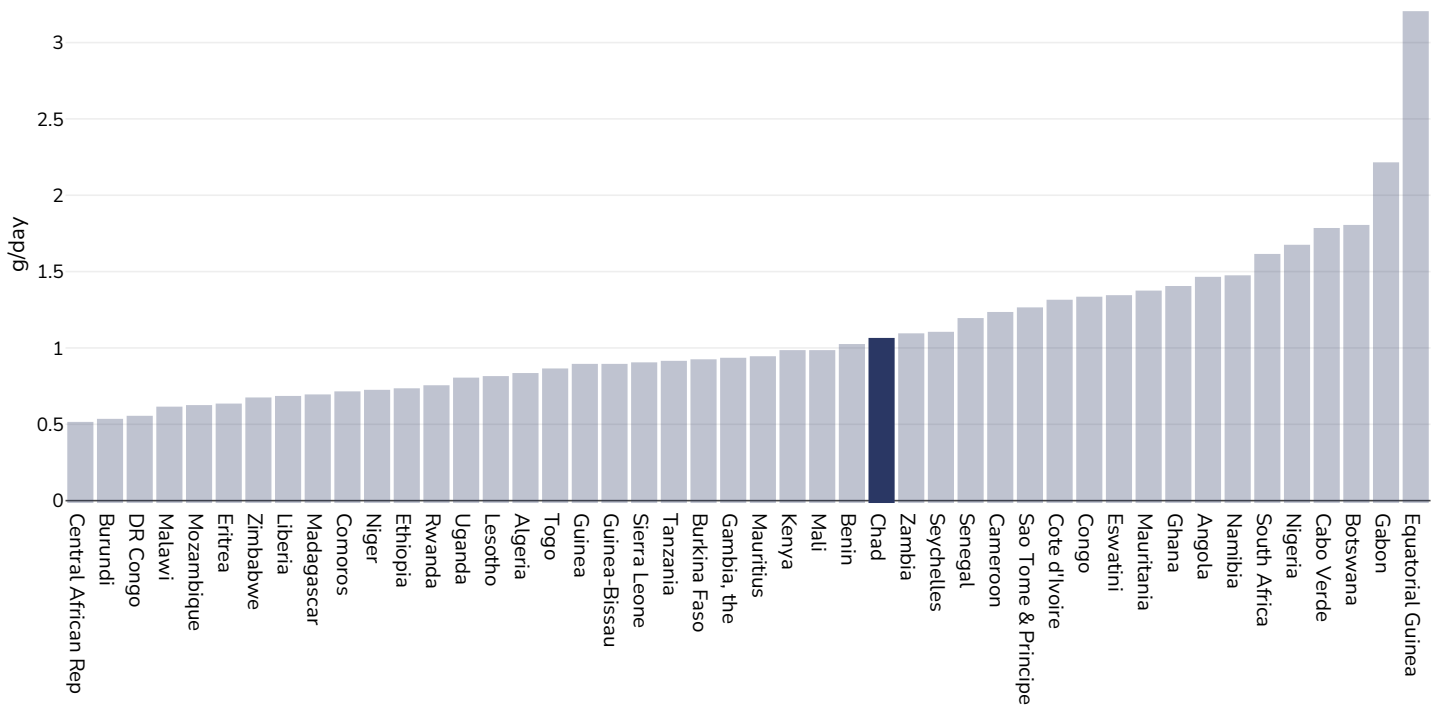
Global Burden of Disease, the Institute for Health Metrics and Evaluation <http://ghdx.healthdata.org/>

Definitions:

Estimated per-capita fruit intake (g/day)

## Estimated per-capita processed meat intake

### Adults, 2017



Survey type:

Measured

Age:

25+

References:

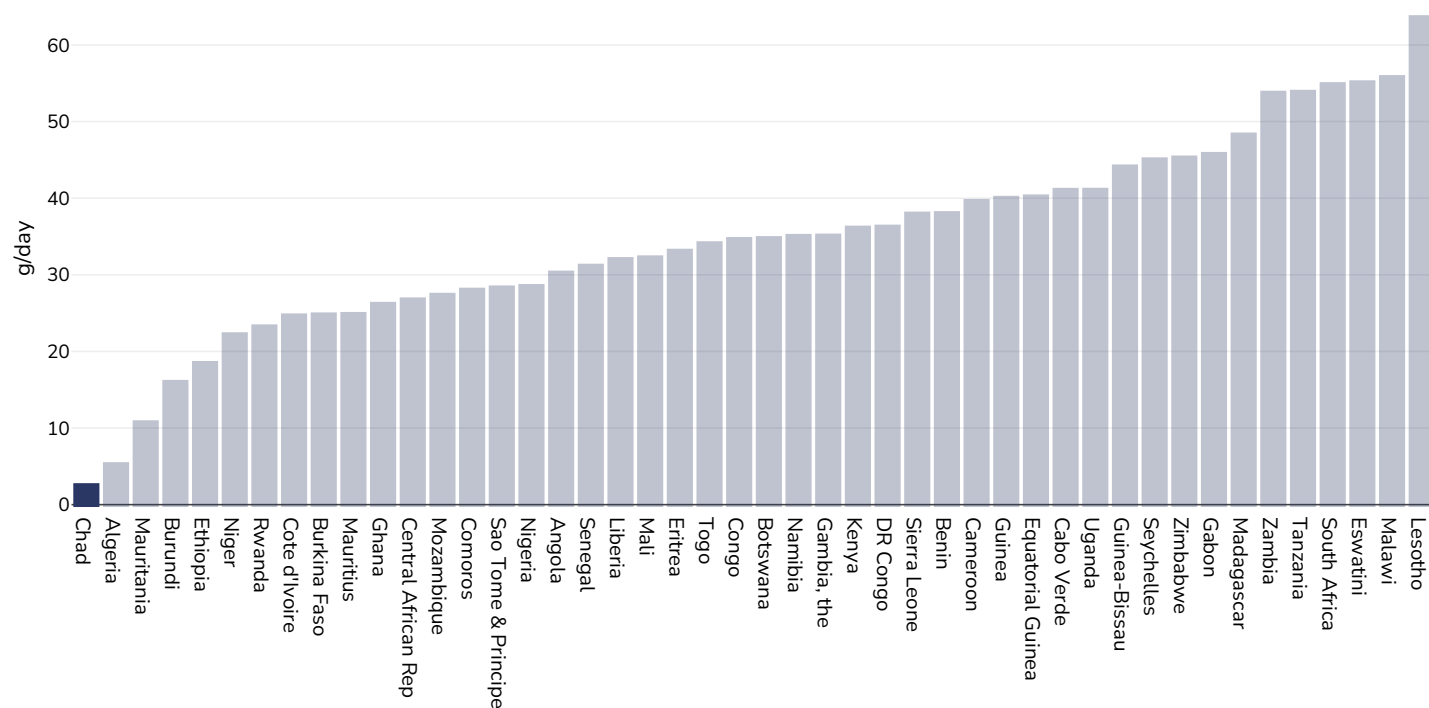
Global Burden of Disease, the Institute for Health Metrics and Evaluation <http://ghdx.healthdata.org/>

Definitions:

Estimated per-capita processed meat intake (g per day)

## Estimated per capita whole grains intake

Adults, 2017



Survey type: Measured

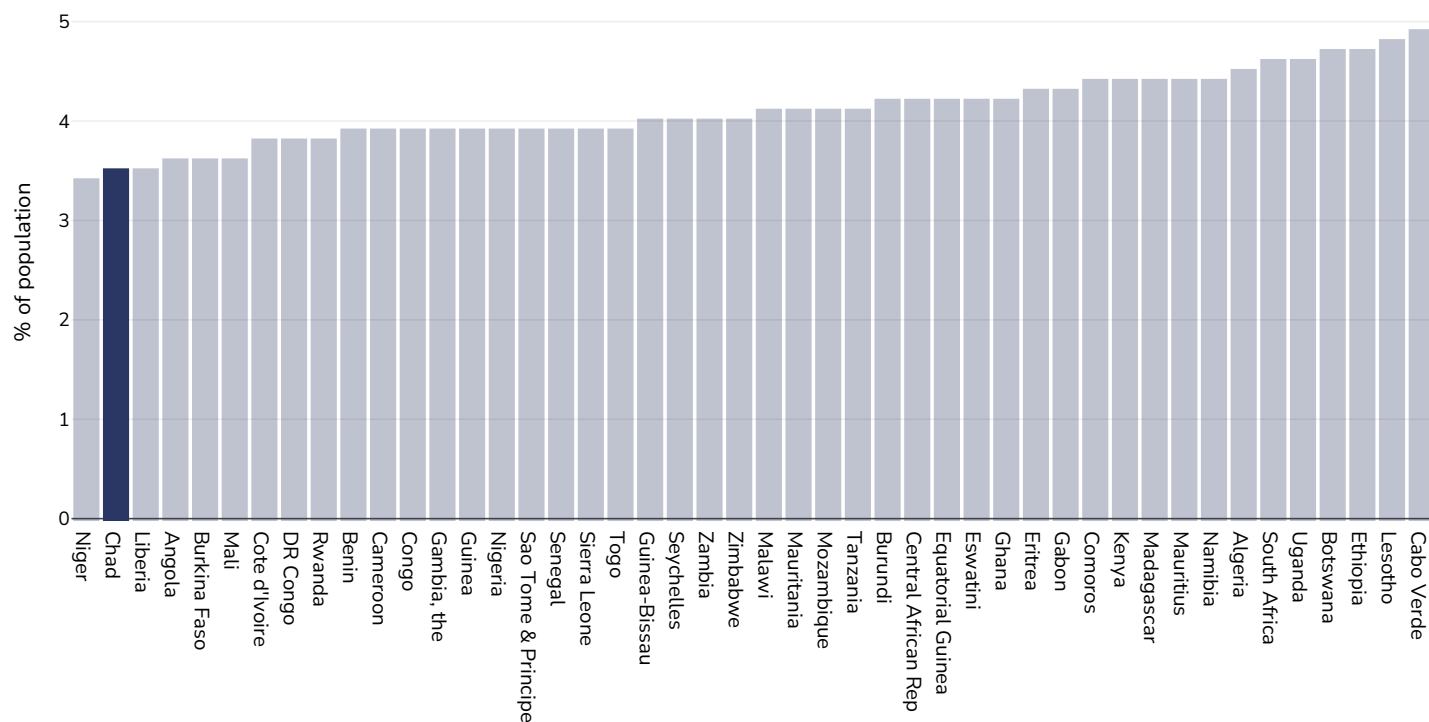
Age: 25+

References: Global Burden of Disease, the Institute for Health Metrics and Evaluation <http://ghdx.healthdata.org/>

Definitions: Estimated per-capita whole grains intake (g/day)

## Mental health - depression disorders

### Adults, 2015

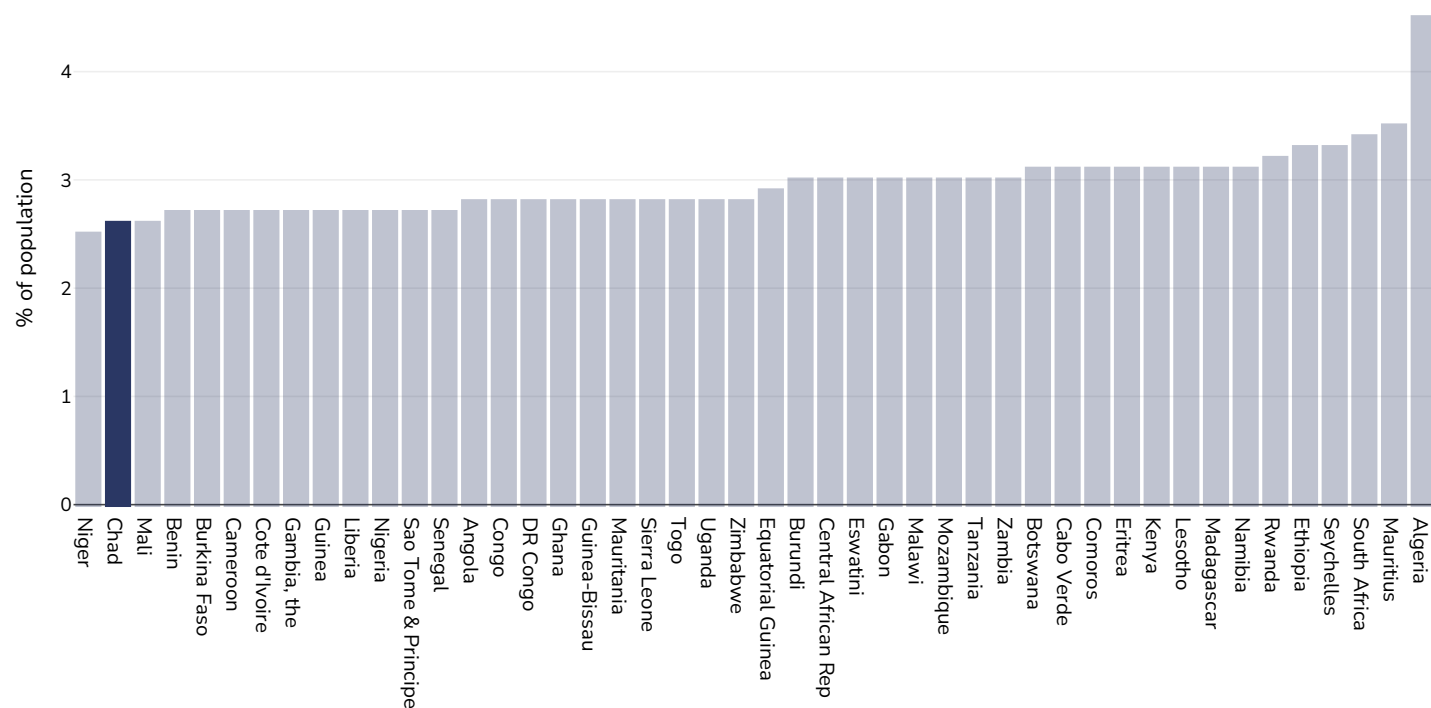


References: Prevalence data from Global Burden of Disease study 2015 (<http://ghdx.healthdata.org>) published in: Depression and Other Common Mental Disorders: Global Health Estimates. Geneva:World Health Organization; 2017. Licence: CC BY-NC-SA 3.0 IGO.

Definitions: % of population with depression disorders

## Mental health - anxiety disorders

Adults, 2015

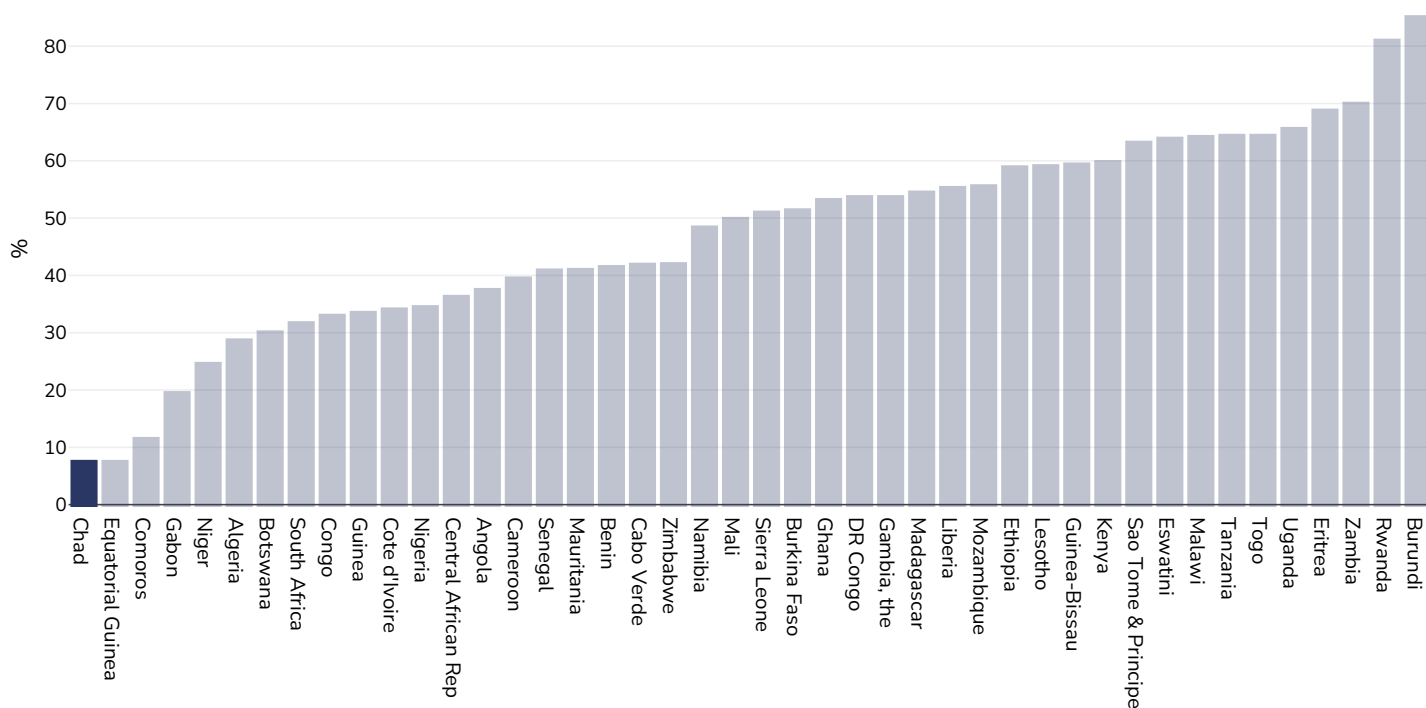


References: Prevalence data from Global Burden of Disease study 2015 (<http://ghdx.healthdata.org>) published in: Depression and Other Common Mental Disorders: Global Health Estimates. Geneva:World Health Organization; 2017. Licence: CC BY-NC-SA 3.0 IGO.

Definitions: % of population with anxiety disorders

## % Infants exclusively breastfed 0-5 months

### Infants, 2010-2023



References:


ENQUETE NATIONALE DE NUTRITION ET DE MORTALITE RETROSPECTIVE (SMART)

Notes:

Full details are available. Original citation United Nations Children's Fund, Division of Data, Analysis, Planning and Monitoring (2023). Global UNICEF Global Databases: Infant and Young Child Feeding: Exclusive breastfeeding, New York, October 2023.

## Oesophageal cancer

### Men, 2022



Age: 20+

Area covered: National

References: Ferlay J, Ervik M, Lam F, Laversanne M, Colombet M, Mery L, Piñeros M, Znaor A, Soerjomataram I, Bray F (2024). Global Cancer Observatory: Cancer Today. Lyon, France: International Agency for Research on Cancer. Available from: <https://gco.iarc.who.int/today>, accessed [16.07.24]

Definitions: Incidence per 100,000

## Women, 2022



Age: 20+

Area covered: National

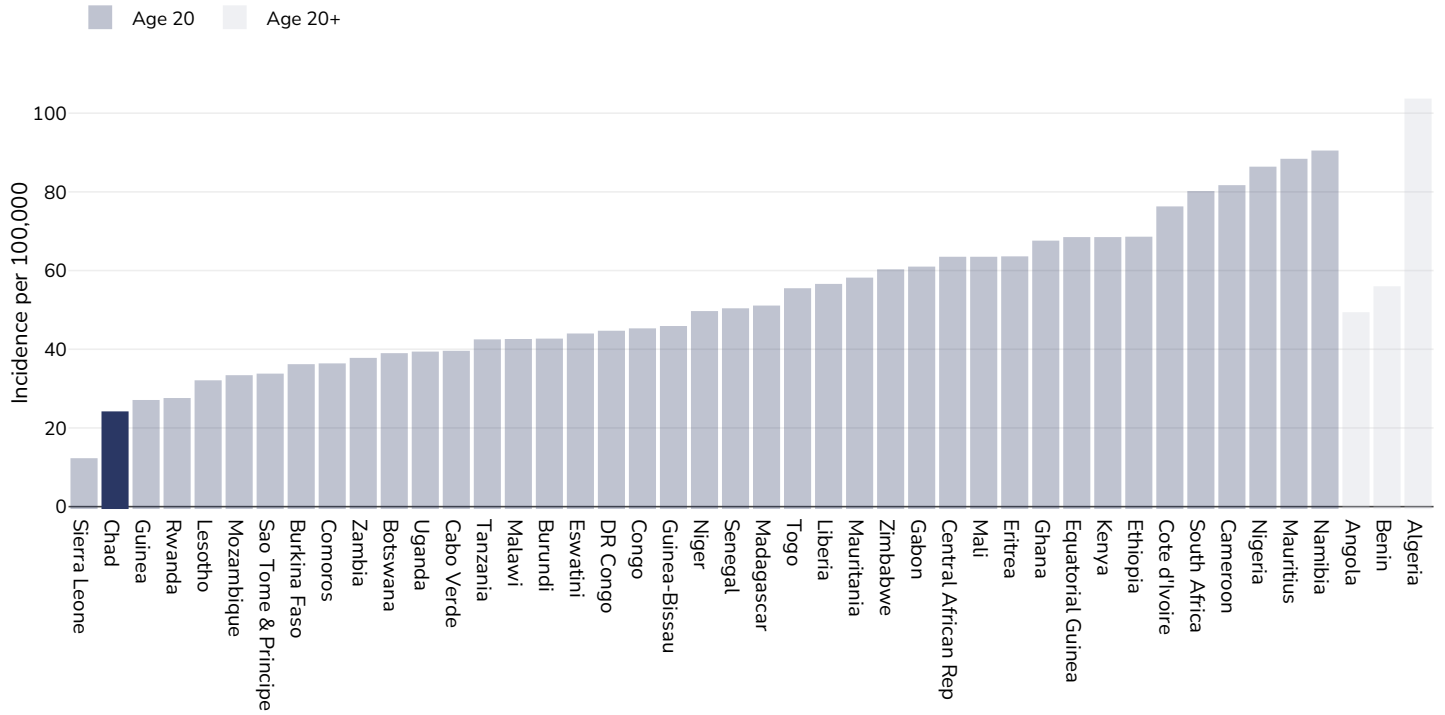
References: Ferlay J, Ervik M, Lam F, Laversanne M, Colombet M, Mery L, Piñeros M, Znaor A, Soerjomataram I, Bray F (2024). Global Cancer Observatory: Cancer Today. Lyon, France: International Agency for Research on Cancer. Available from: <https://gco.iarc.who.int/today>, accessed [16.07.24]

Definitions: Incidence per 100,000



## Breast cancer

### Women, 2022




Area covered: National

References: Ferlay J, Ervik M, Lam F, Laversanne M, Colombet M, Mery L, Piñeros M, Znaor A, Soerjomataram I, Bray F (2024). Global Cancer Observatory: Cancer Today. Lyon, France: International Agency for Research on Cancer. Available from: <https://gco.iarc.who.int/today>, accessed [16.07.24]

Definitions: Incidence per 100,000

## Colorectal cancer

Men, 2022




Age: 20+

Area covered: National

References: Ferlay J, Ervik M, Lam F, Laversanne M, Colombet M, Mery L, Piñeros M, Znaor A, Soerjomataram I, Bray F (2024). Global Cancer Observatory: Cancer Today. Lyon, France: International Agency for Research on Cancer. Available from: <https://gco.iarc.who.int/today>, accessed [16.07.24]

Definitions: Incidence per 100,000

## Women, 2022



Age: 20+


Area covered: National

References: Ferlay J, Ervik M, Lam F, Laversanne M, Colombet M, Mery L, Piñeros M, Znaor A, Soerjomataram I, Bray F (2024). Global Cancer Observatory: Cancer Today. Lyon, France: International Agency for Research on Cancer. Available from: <https://gco.iarc.who.int/today>, accessed [16.07.24]

Definitions: Incidence per 100,000

## Pancreatic cancer

Men, 2022




Age: 20+

Area covered: National

References: Ferlay J, Ervik M, Lam F, Laversanne M, Colombet M, Mery L, Piñeros M, Znaor A, Soerjomataram I, Bray F (2024). Global Cancer Observatory: Cancer Today. Lyon, France: International Agency for Research on Cancer. Available from: <https://gco.iarc.who.int/today>, accessed [16.07.24]

Definitions: Incidence per 100,000

## Women, 2022



Age: 20+


Area covered: National

References: Ferlay J, Ervik M, Lam F, Laversanne M, Colombet M, Mery L, Piñeros M, Znaor A, Soerjomataram I, Bray F (2024). Global Cancer Observatory: Cancer Today. Lyon, France: International Agency for Research on Cancer. Available from: <https://gco.iarc.who.int/today>, accessed [16.07.24]

Definitions: Incidence per 100,000

## Gallbladder cancer

### Men, 2022



Age: 20+

Area covered: National

References: Ferlay J, Ervik M, Lam F, Laversanne M, Colombet M, Mery L, Piñeros M, Znaor A, Soerjomataram I, Bray F (2024). Global Cancer Observatory: Cancer Today. Lyon, France: International Agency for Research on Cancer. Available from: <https://gco.iarc.who.int/today>, accessed [16.07.24]

Definitions: Incidence per 100,000

## Women, 2022



Age: 20+


Area covered: National

References: Ferlay J, Ervik M, Lam F, Laversanne M, Colombet M, Mery L, Piñeros M, Znaor A, Soerjomataram I, Bray F (2024). Global Cancer Observatory: Cancer Today. Lyon, France: International Agency for Research on Cancer. Available from: <https://gco.iarc.who.int/today>, accessed [16.07.24]

Definitions: Incidence per 100,000

## Kidney cancer

### Men, 2022



Age: 20+


Area covered: National

References: Ferlay J, Ervik M, Lam F, Laversanne M, Colombet M, Mery L, Piñeros M, Znaor A, Soerjomataram I, Bray F (2024). Global Cancer Observatory: Cancer Today. Lyon, France: International Agency for Research on Cancer. Available from: <https://gco.iarc.who.int/today>, accessed [16.07.24]

Definitions: Incidence per 100,000



## Women, 2022



Age: 20+


Area covered: National

References: Ferlay J, Ervik M, Lam F, Laversanne M, Colombet M, Mery L, Piñeros M, Znaor A, Soerjomataram I, Bray F (2024). Global Cancer Observatory: Cancer Today. Lyon, France: International Agency for Research on Cancer. Available from: <https://gco.iarc.who.int/today>, accessed [16.07.24]

Definitions: Incidence per 100,000

## Cancer of the uterus

### Women, 2022



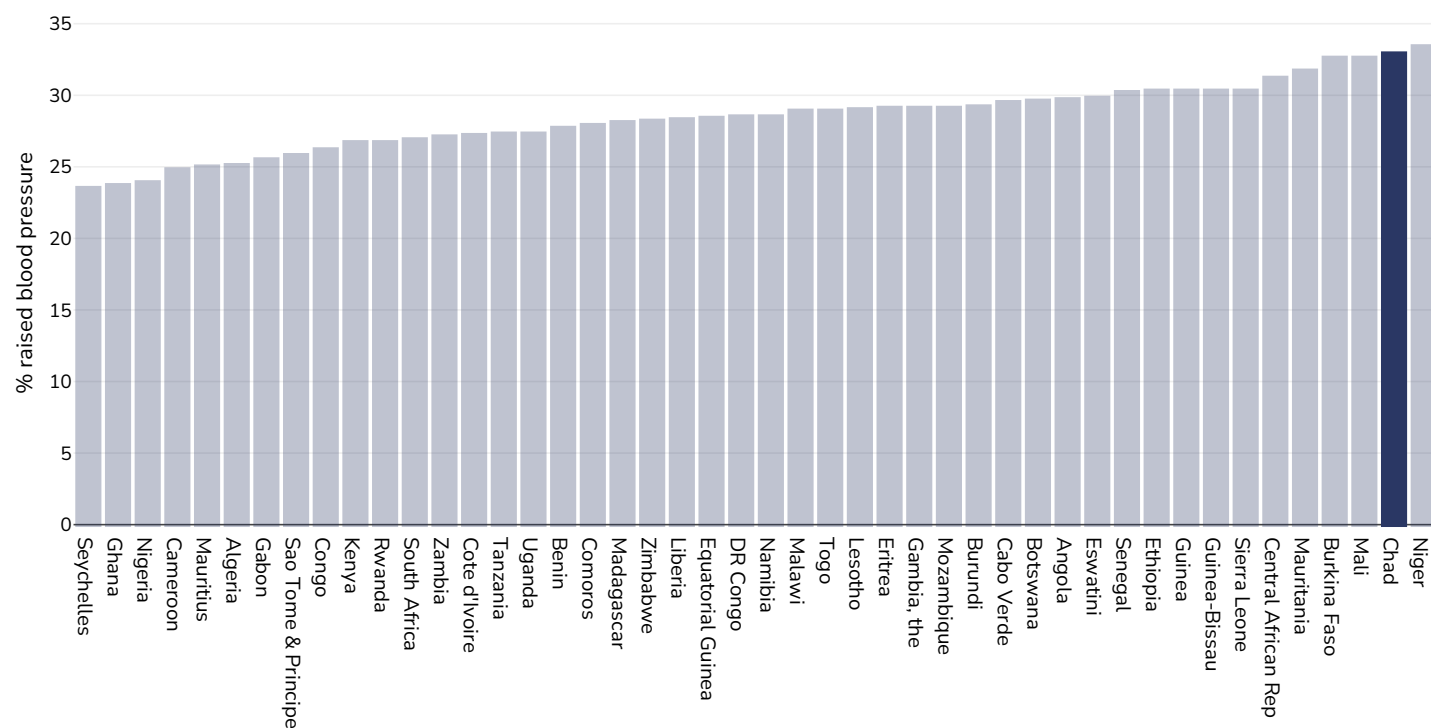
Age: 20+

References: Ferlay J, Ervik M, Lam F, Laversanne M, Colombet M, Mery L, Piñeros M, Znaor A, Soerjomataram I, Bray F (2024). Global Cancer Observatory: Cancer Today. Lyon, France: International Agency for Research on Cancer. Available from: <https://gco.iarc.who.int/today>, accessed [16.07.24]

Definitions: Incidence per 100,000

## Raised blood pressure

### Adults, 2015



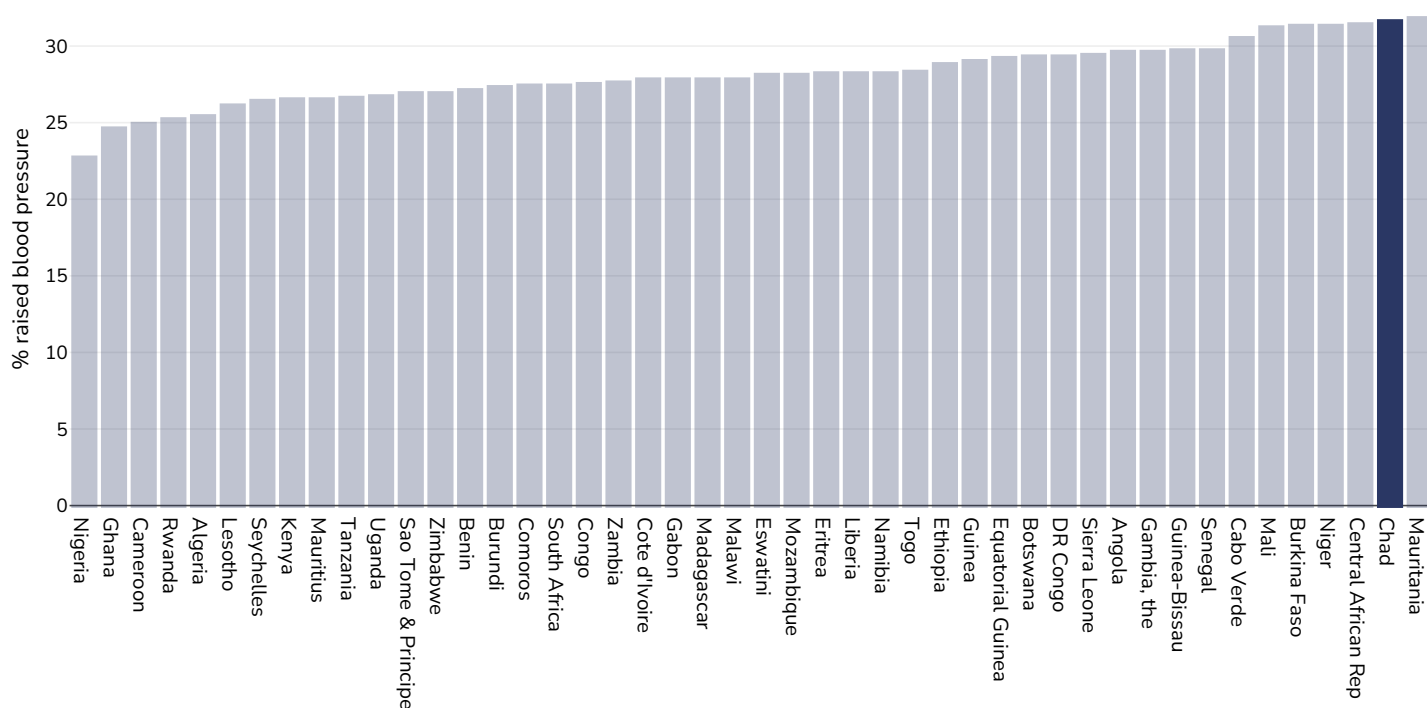
References:

Global Health Observatory data repository, World Health Organisation,  
<http://apps.who.int/gho/data/node.main.A875?lang=en>

Definitions:

Age Standardised estimated % Raised blood pressure 2015 (SBP>=140 OR DBP>=90).

## Men, 2015



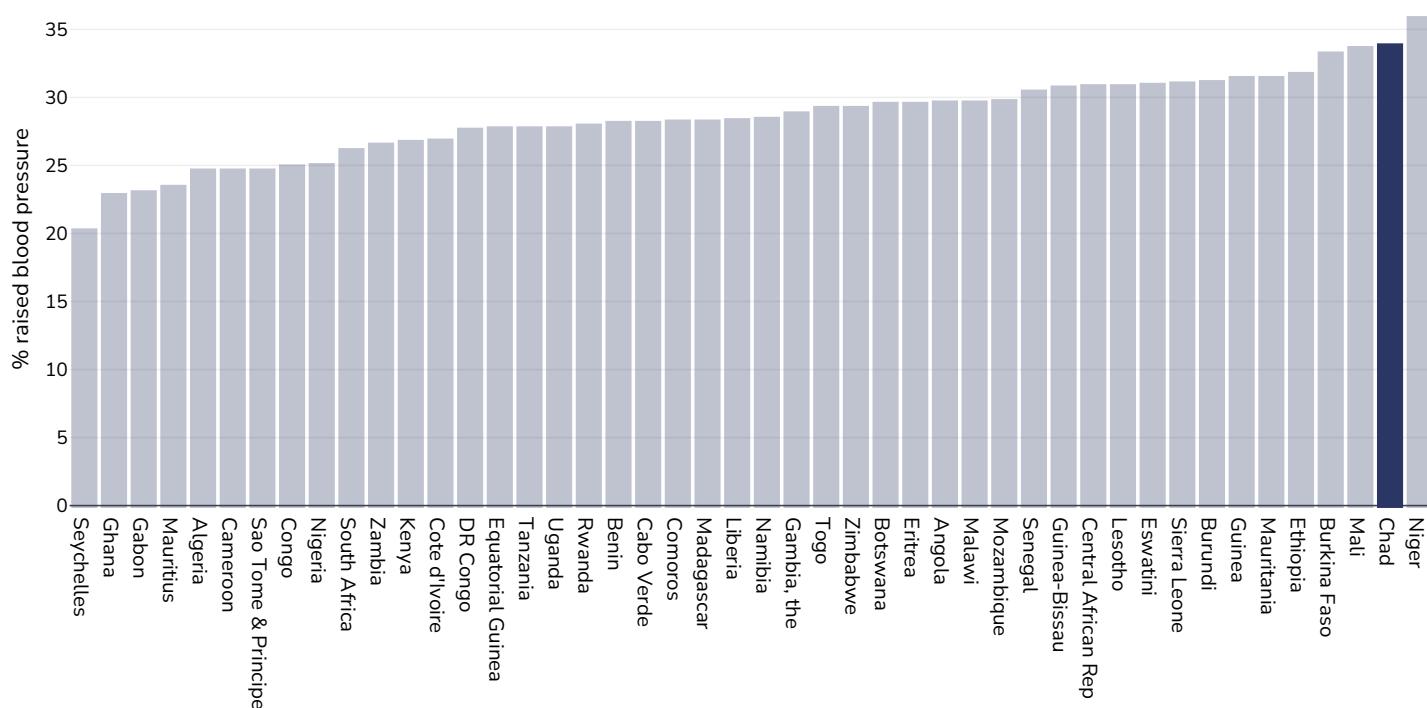
References:

Global Health Observatory data repository, World Health Organisation,  
<http://apps.who.int/gho/data/node.main.A875?lang=en>

Definitions:

Age Standardised estimated % Raised blood pressure 2015 (SBP>=140 OR DBP>=90).

## Women, 2015



References:

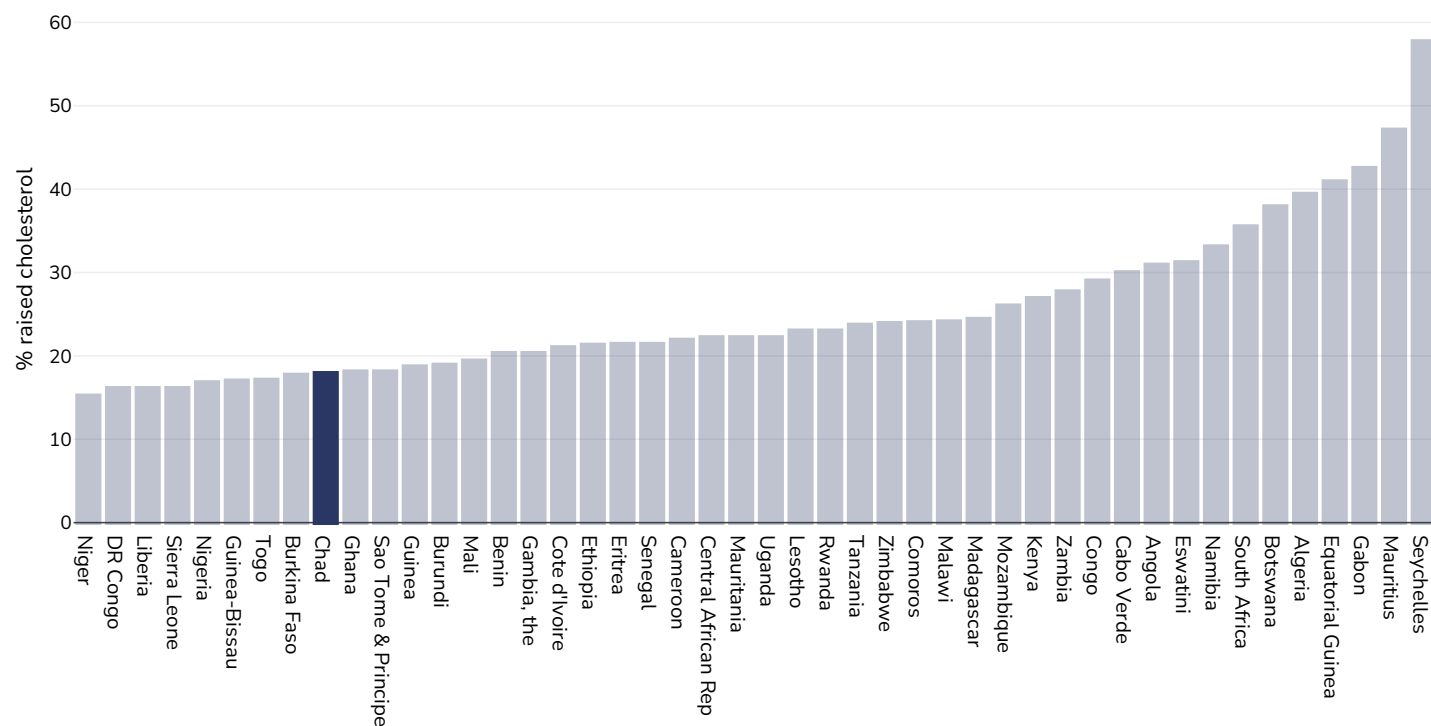
Global Health Observatory data repository, World Health Organisation,  
<http://apps.who.int/gho/data/node.main.A875?lang=en>

Definitions:

Age Standardised estimated % Raised blood pressure 2015 (SBP>=140 OR DBP>=90).

## Raised cholesterol

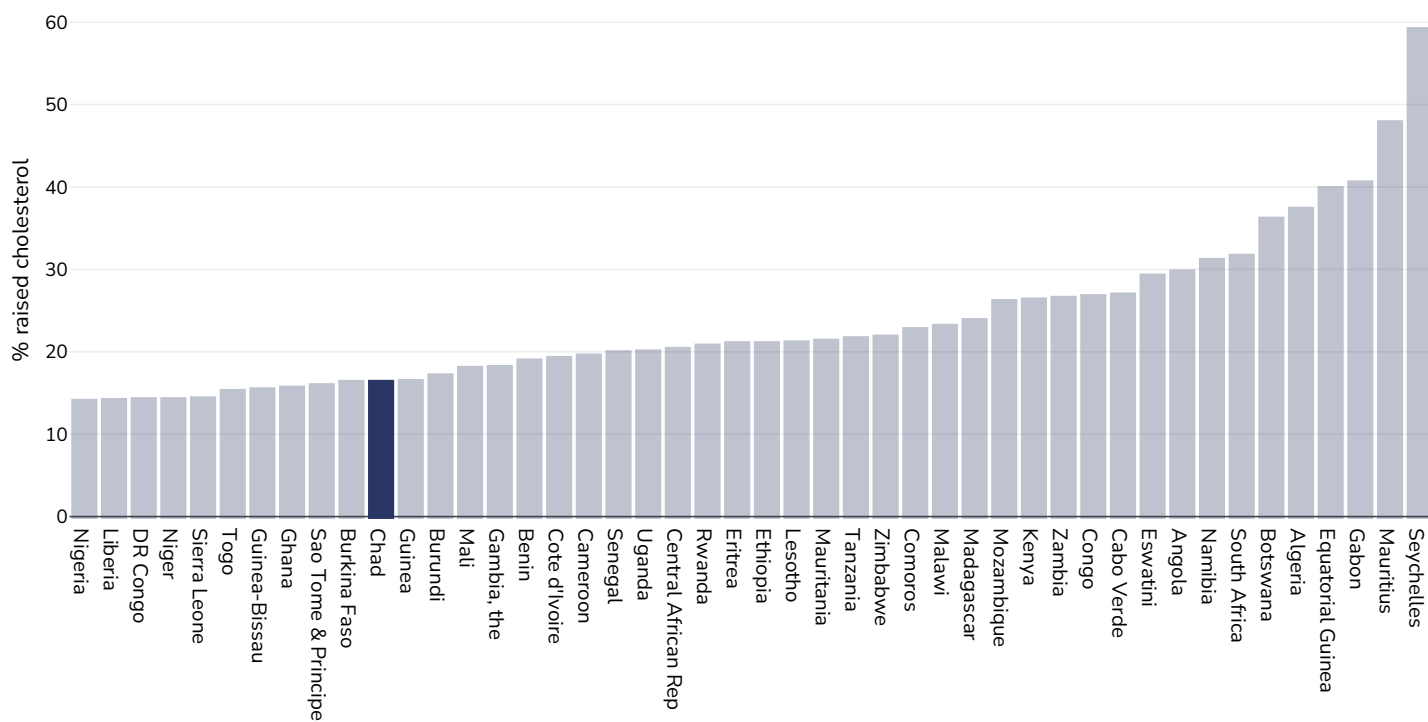
### Adults, 2008



References: Global Health Observatory data repository, World Health Organisation, <http://apps.who.int/gho/data/node.main.A885>

Definitions: % Raised total cholesterol ( $\geq 5.0$  mmol/L) (age-standardized estimate).

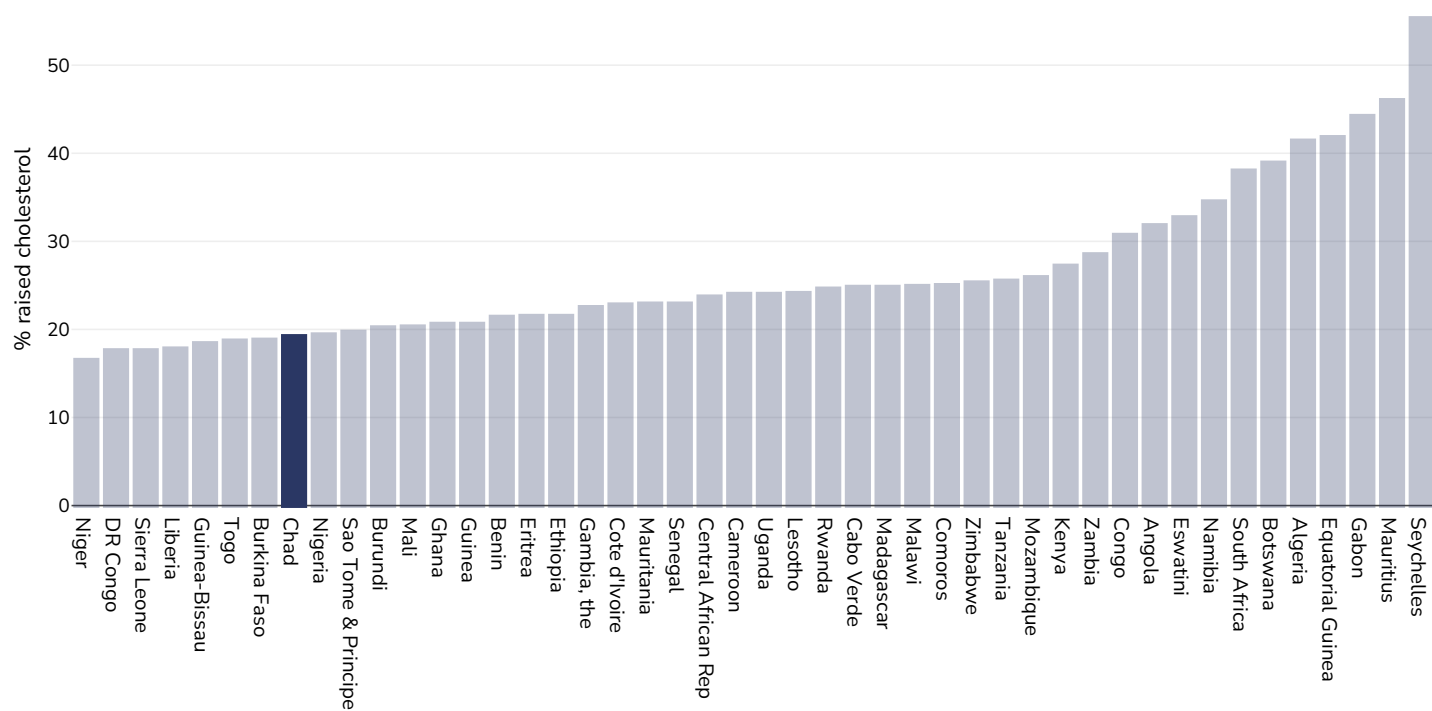
## Men, 2008



References: Global Health Observatory data repository, World Health Organisation, <http://apps.who.int/gho/data/node.main.A885>

Definitions: % Raised total cholesterol ( $\geq 5.0$  mmol/L) (age-standardized estimate).

## Women, 2008



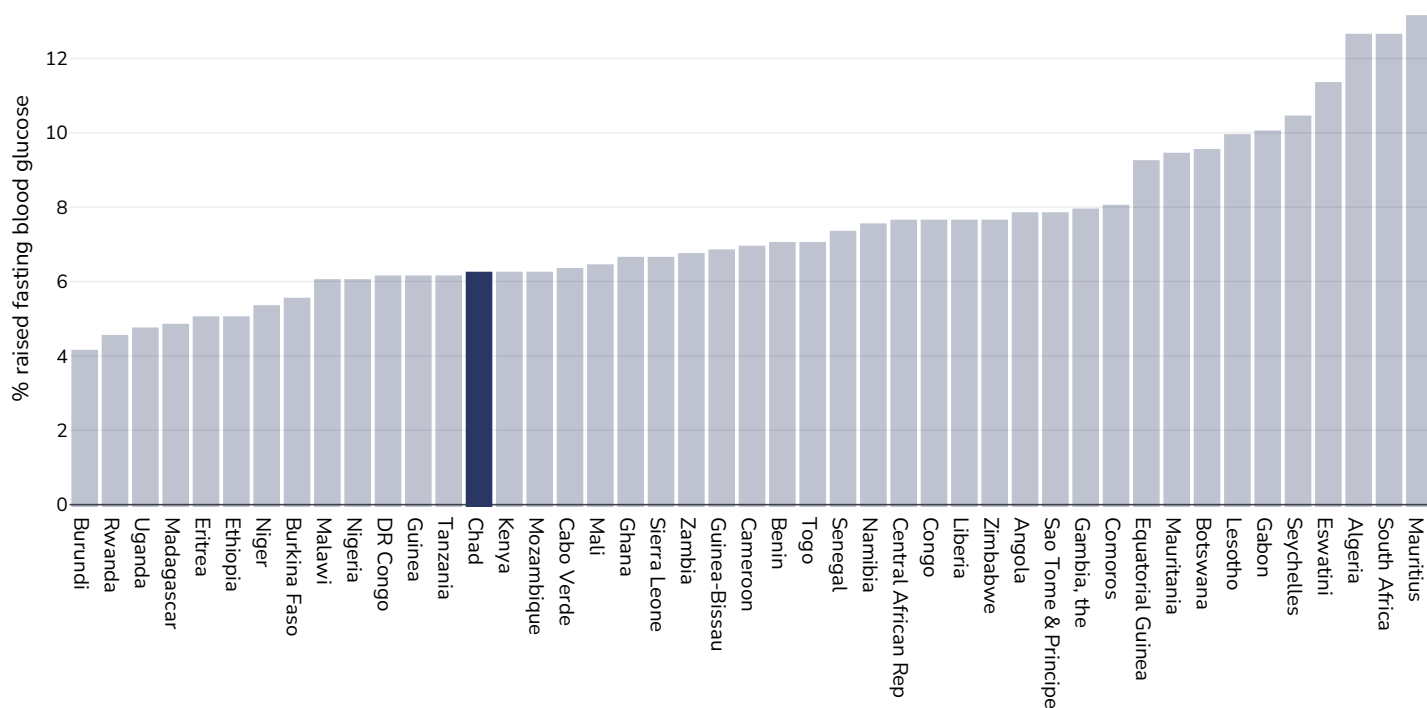
References: Global Health Observatory data repository, World Health Organisation, <http://apps.who.int/gho/data/node.main.A885>

Definitions: % Raised total cholesterol ( $\geq 5.0$  mmol/L) (age-standardized estimate).



## Raised fasting blood glucose

Men, 2014



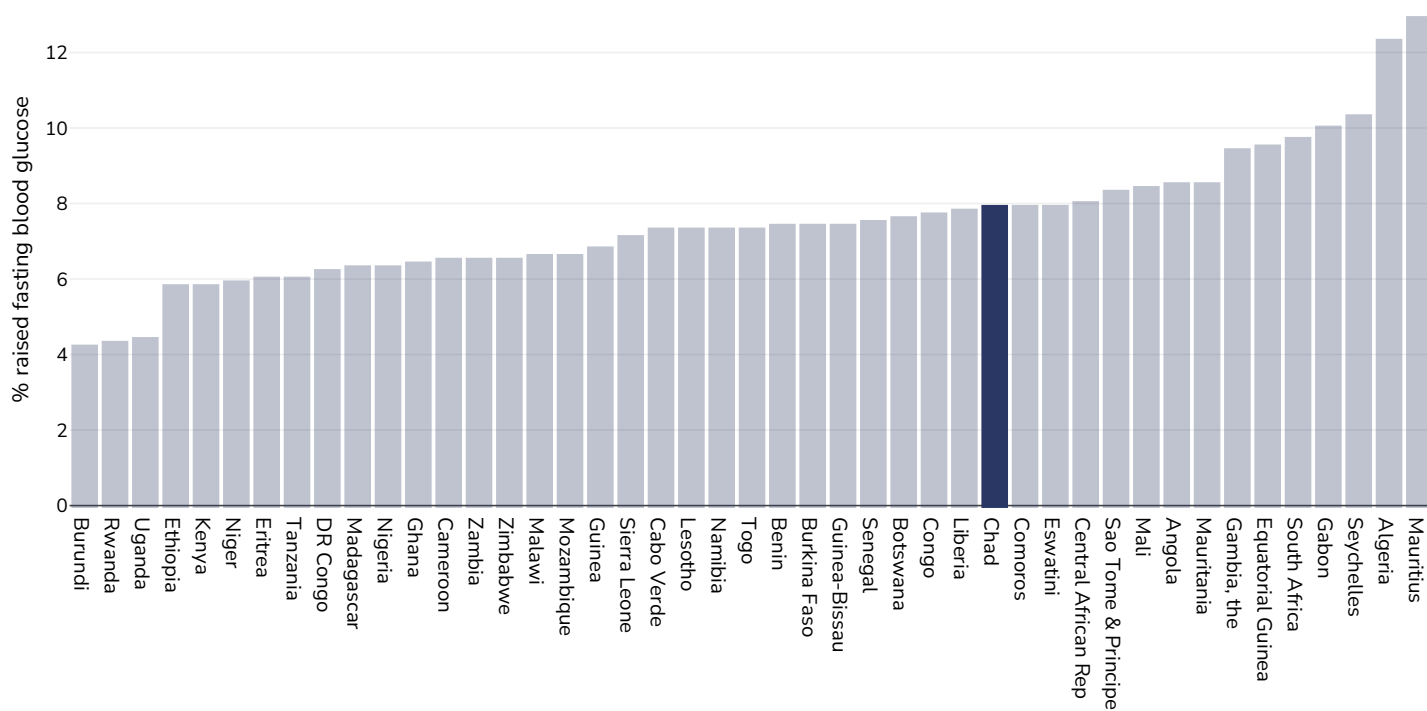
References:

Global Health Observatory data repository, World Health Organisation,  
<http://apps.who.int/gho/data/node.main.A869?lang=en>

Definitions:

Age Standardised % raised fasting blood glucose ( $\geq 7.0$  mmol/L or on medication).

## Women, 2014



References:

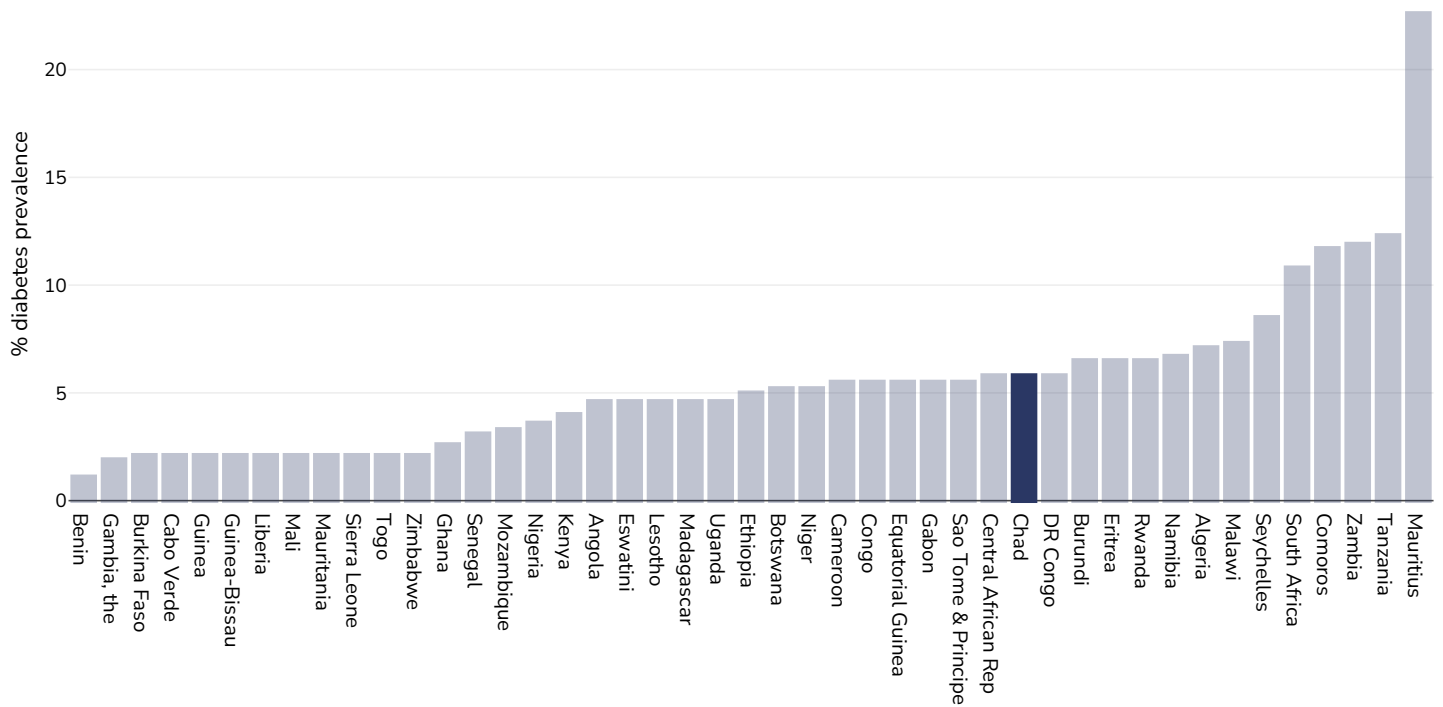
Global Health Observatory data repository, World Health Organisation,  
<http://apps.who.int/gho/data/node.main.A869?lang=en>

Definitions:

Age Standardised % raised fasting blood glucose ( $\geq 7.0$  mmol/L or on medication).

## Diabetes prevalence

### Adults, 2021



Age: 20-79

Area covered: National

References: Reproduced with kind permission International Diabetes Federation. IDF Diabetes Atlas, 10th edn. Brussels, Belgium:International Diabetes Federation, 2021. <http://www.diabetesatlas.org>

Definitions: Age-adjusted comparative prevalence of diabetes, %

## Contextual factors

**Disclaimer:** These contextual factors should be interpreted with care. Results are updated as regularly as possible and use very specific criteria. The criteria used and full definitions are available for download at the bottom of this page.



### Labelling

Is there mandatory nutrition labelling?	X
Front-of-package labelling?	X
Back-of-pack nutrition declaration?	X
Color coding?	X
Warning label?	X



## Regulation and marketing

<b>Are there fiscal policies on unhealthy products?</b>	✓
Tax on unhealthy foods?	✗
Tax on unhealthy drinks?	✓
<b>Are there fiscal policies on healthy products?</b>	✗
Subsidy on fruits?	✗
Subsidy on vegetables?	✗
Subsidy on other healthy products?	✗
<b>Mandatory limit or ban of trans fat (all settings)?</b>	✓
Mandatory limit of trans fats in place (all settings)?	✓
Ban on trans-fats or phos in place (all settings)?	✗
<b>Are there any mandatory policies/marketing restrictions on the promotion of unhealthy food/drinks to children?</b>	✗
Mandatory restriction on broadcast media?	✗
Mandatory restriction on non-broadcast media?	✗
Voluntary policies/marketing restrictions on the promotion of unhealthy food/drinks to children?	✗
<b>Are there mandatory standards for food in schools?</b>	✗
<b>Are there any mandatory nutrient limits in any manufactured food products?</b>	✓
<b>Nutrition standards for public sector procurement?</b>	✗



## Political will and support

National obesity strategy or nutrition and physical activity national strategy?	✗
National obesity strategy?	✗
National childhood obesity strategy?	✗
Comprehensive nutrition strategy?	✓
Comprehensive physical activity strategy?	✗
Evidence-based dietary guidelines and/or RDAs?	✗
National target(s) on reducing obesity?	✓
Guidelines/policy on obesity treatment?	✗
Promotion of breastfeeding?	✓



## Monitoring and surveillance

Monitoring of the prevalence and incidence for the main obesity-related NCDs and risk factors?	✓
Within 5 years?	✗



## Governance and resource

Multi-sectoral national co-ordination mechanism for obesity or nutrition (including obesity)?	✗
---	---

### Key

✓ Present

✓<sub>v</sub> Present

(voluntary)

✓ Incoming

✗ Absent

? Unknown