

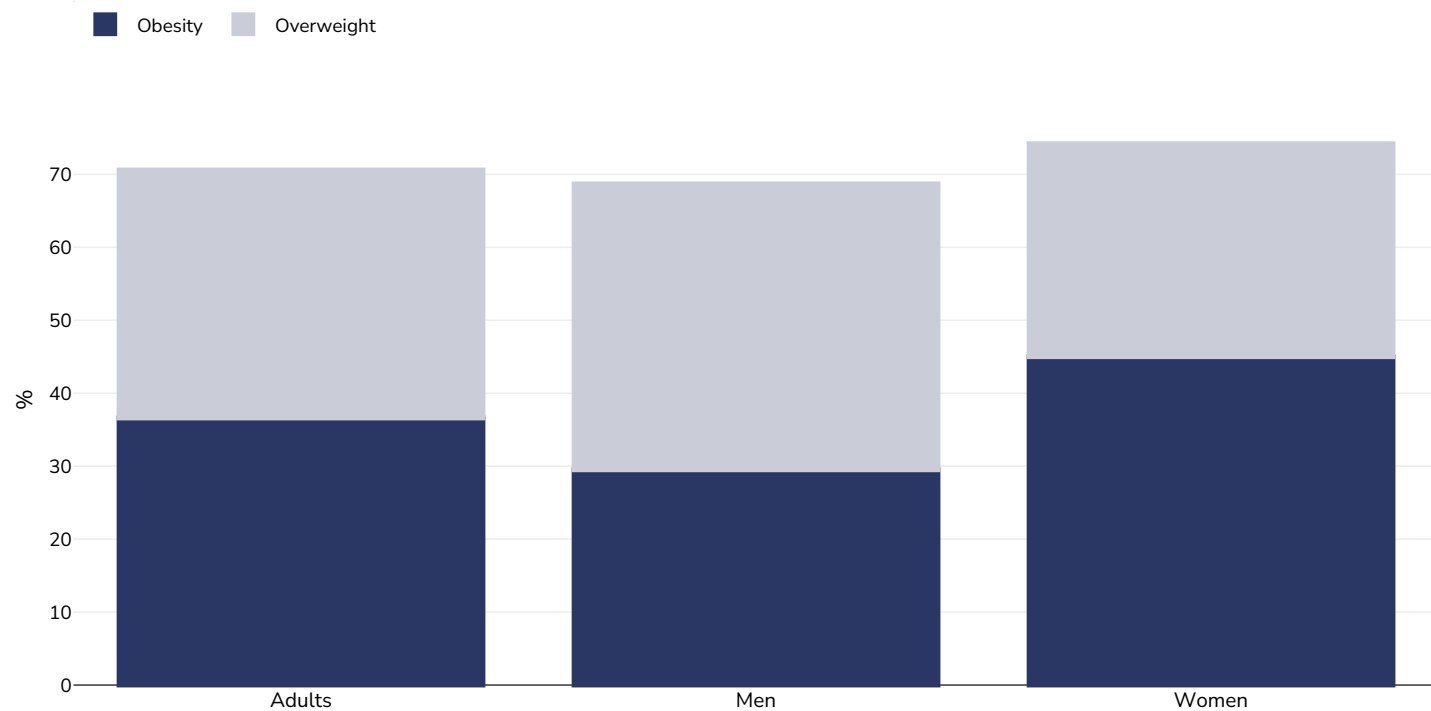
Report card Cayman Islands



Contents	Page
Obesity prevalence	2
Insufficient physical activity	4
Diabetes prevalence	7
Contextual factors	8

Obesity prevalence


Adults, 2012



Survey type:	Measured
Age:	25-64
Sample size:	2105
Area covered:	National
References:	WHO STEPS Chronic Disease Risk Factor Survey 2012. https://extranet.who.int/ncdsmicrodata/index.php/catalog/635/download/4551 (Accessed 04.01.2023)

Unless otherwise noted, overweight refers to a BMI between 25kg and 29.9kg/m², obesity refers to a BMI greater than 30kg/m².


Children, 2009-2010



Survey type:	Measured
Age:	10-13
References:	Health Services Authority Data provided within WHO STEPS Chronic Disease, Risk Factor Survey 2012. Ministry of Health, Environment, Youth, Sports & Culture Cayman Islands Government. Available at https://extranet.who.int/ncdsmicrodata/index.php/catalog/635/download/4551 (last accessed 05.10.20)
Notes:	No survey details available
Cutoffs:	CDC


Insufficient physical activity

Adults, 2016




References: Guthold R, Stevens GA, Riley LM, Bull FC. Worldwide trends in insufficient physical activity from 2001 to 2016: a pooled analysis of 358 population-based surveys with 1.9 million participants. Lancet 2018 [http://dx.doi.org/10.1016/S2214-109X\(18\)30357-7](http://dx.doi.org/10.1016/S2214-109X(18)30357-7)

Men, 2016



References: Guthold R, Stevens GA, Riley LM, Bull FC. Worldwide trends in insufficient physical activity from 2001 to 2016: a pooled analysis of 358 population-based surveys with 1.9 million participants. Lancet 2018 [http://dx.doi.org/10.1016/S2214-109X\(18\)30357-7](http://dx.doi.org/10.1016/S2214-109X(18)30357-7)


Women, 2016



References: Guthold R, Stevens GA, Riley LM, Bull FC. Worldwide trends in insufficient physical activity from 2001 to 2016: a pooled analysis of 358 population-based surveys with 1.9 million participants. Lancet 2018 [http://dx.doi.org/10.1016/S2214-109X\(18\)30357-7](http://dx.doi.org/10.1016/S2214-109X(18)30357-7)

Diabetes prevalence

Adults, 2021



Age: 20-79

Area covered: National

References: Reproduced with kind permission International Diabetes Federation. IDF Diabetes Atlas, 10th edn. Brussels, Belgium:International Diabetes Federation, 2021. <http://www.diabetesatlas.org>

Definitions: Age-adjusted comparative prevalence of diabetes, %

Contextual factors

Disclaimer: These contextual factors should be interpreted with care. Results are updated as regularly as possible and use very specific criteria. The criteria used and full definitions are available for download at the bottom of this page.



Labelling

Is there mandatory nutrition labelling?



Front-of-package labelling?



Back-of-pack nutrition declaration?



Color coding?



Warning label?





Regulation and marketing

Are there fiscal policies on unhealthy products?



Tax on unhealthy foods?



Tax on unhealthy drinks?



Are there fiscal policies on healthy products?



Subsidy on fruits?



Subsidy on vegetables?



Subsidy on other healthy products?



Mandatory limit or ban of trans fat (all settings)?



Mandatory limit of trans fats in place (all settings)?



Ban on trans-fats or phos in place (all settings)?



Are there any mandatory policies/marketing restrictions on the promotion of unhealthy food/drinks to children?



Mandatory restriction on broadcast media?



Mandatory restriction on non-broadcast media?



Voluntary policies/marketing restrictions on the promotion of unhealthy food/drinks to children?



Are there mandatory standards for food in schools?



Are there any mandatory nutrient limits in any manufactured food products?



Nutrition standards for public sector procurement?



Political will and support

National obesity strategy or nutrition and physical activity national strategy?



National obesity strategy?



National childhood obesity strategy?



Comprehensive nutrition strategy?



Comprehensive physical activity strategy?



Evidence-based dietary guidelines and/or RDAs?



National target(s) on reducing obesity?



Guidelines/policy on obesity treatment?



Promotion of breastfeeding?



Monitoring and surveillance

Monitoring of the prevalence and incidence for the main obesity-related NCDs and risk factors?



Within 5 years?





Governance and resource

Multi-sectoral national co-ordination mechanism for obesity or nutrition (including obesity)?




Key

 Present

 Present

(voluntary)

 Incoming

 Absent

 Unknown

Last updated October 26, 2022

PDF created on May 25, 2024