




Caribbean Netherlands



Country report card - adults

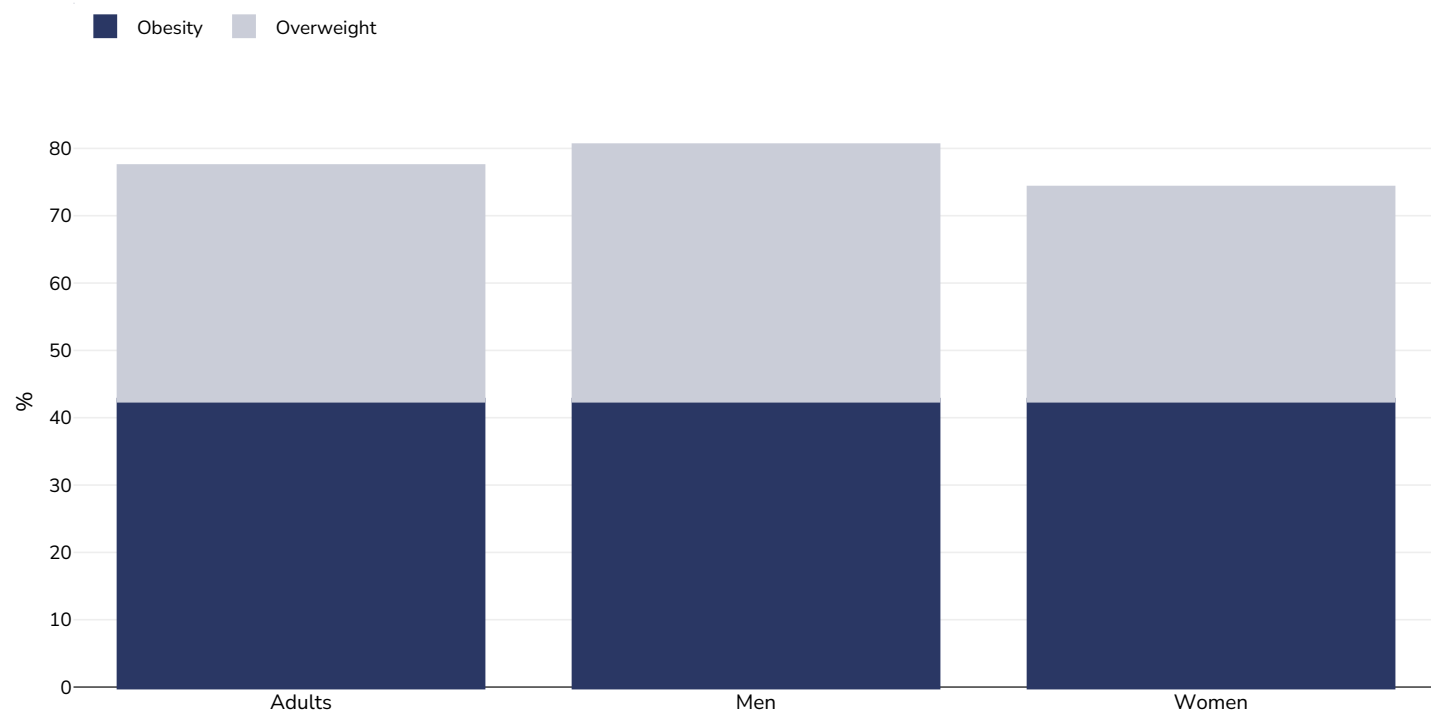
This report card contains the latest data available on the Global Obesity Observatory on overweight and obesity for adults. Where available, data on common and relevant obesity drivers and comorbidities are also presented.

View the latest version of this report on the Global Obesity Observatory at <https://data.worldobesity.org/country/caribbean-netherlands-152/>.

Contents	Page
Obesity prevalence	3
Overweight/obesity by education	4
Overweight/obesity by age	5
Overweight/obesity by region	6

Obesity prevalence

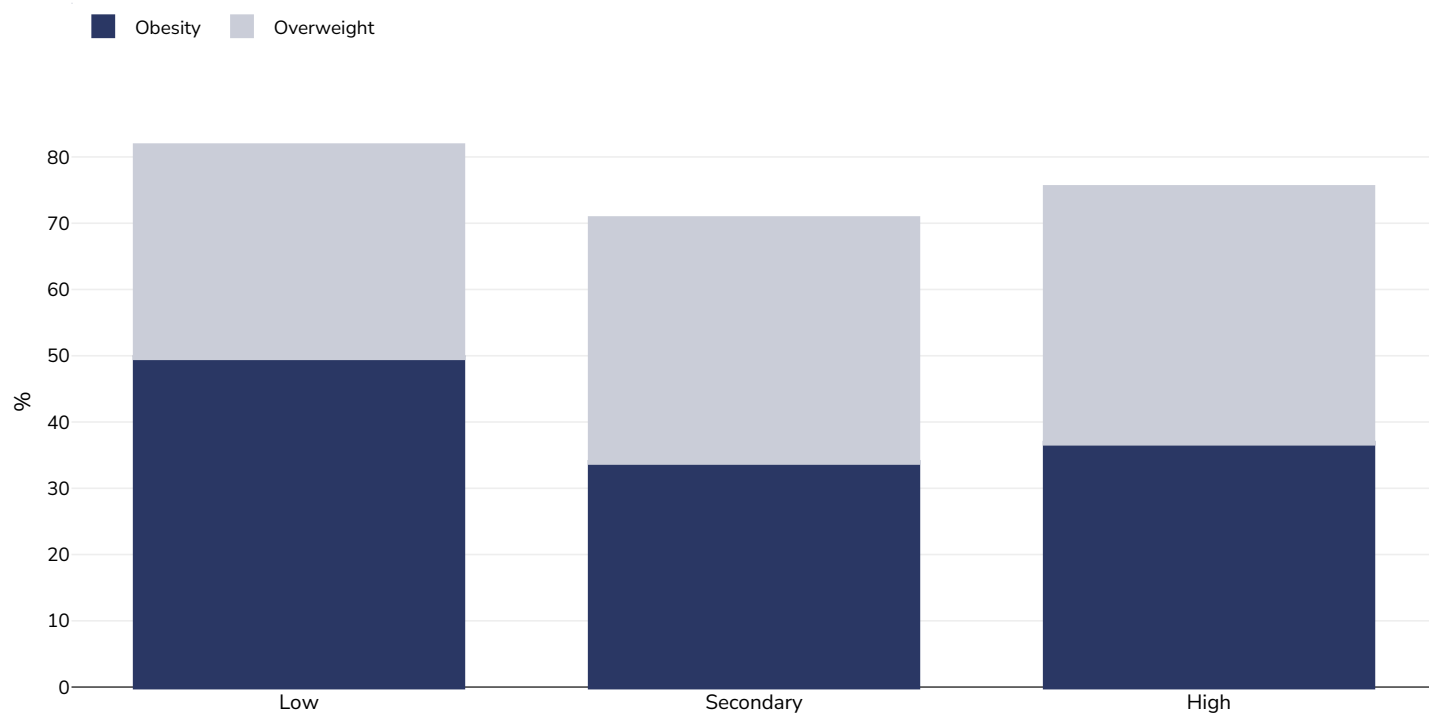
Adults, 2021



Survey type:	Self-reported
Age:	15+
Sample size:	2,904
Area covered:	National
References:	The Omnibus Survey Caribbean Netherlands, 2021. Opendata.cbs.nl . CBS Statline. [online] Available at: https://opendata.cbs.nl/#/CBS/nl/dataset/82292NED/table?ts=1753358041493 [Last Accessed 23.02.26].
Notes:	The sample consisted of 1,692 people on Bonaire, 589 on Saba, and 623 on St. Eustatius. Different limits apply for people under 18 years of age based on WHO reference values. NB Results are preliminary
	<i>Unless otherwise noted, overweight refers to a BMI between 25kg and 29.9kg/m², obesity refers to a BMI greater than 30kg/m².</i>

Overweight/obesity by education

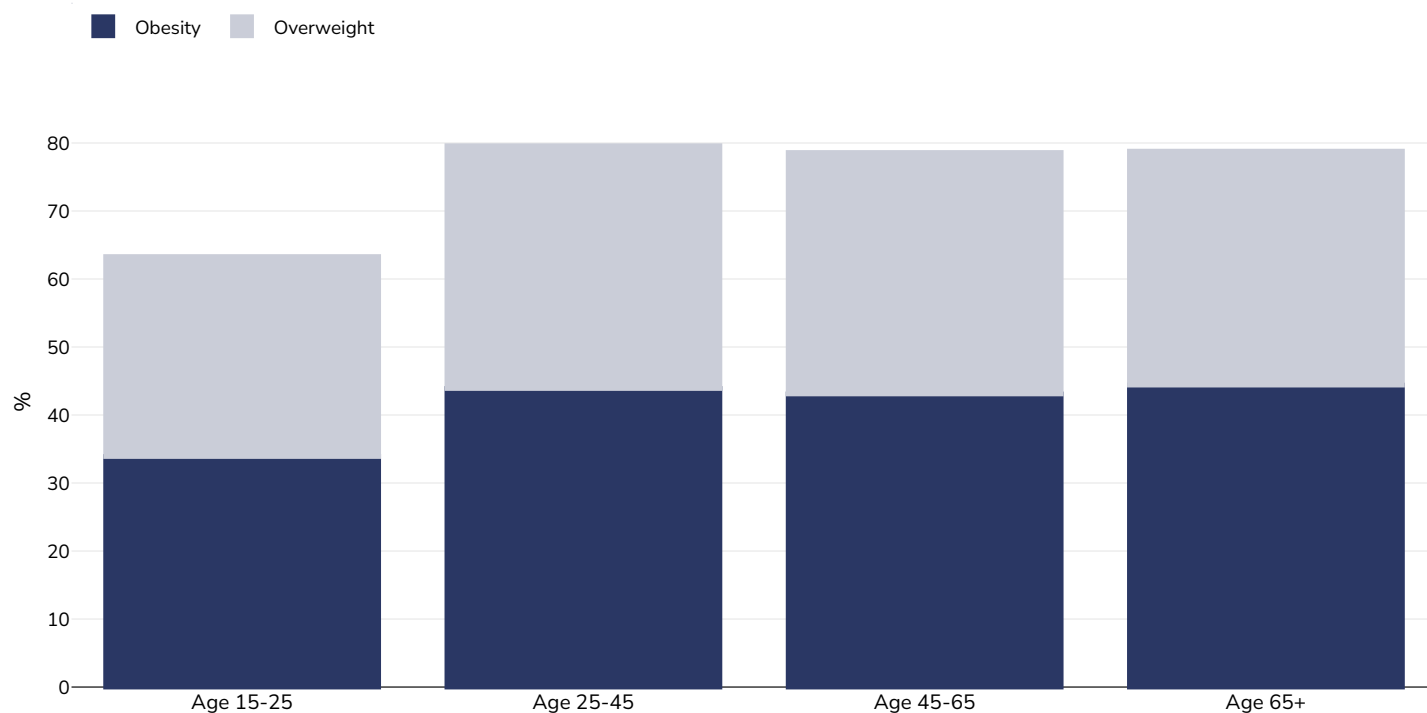
Adults, 2021



Survey type:	Self-reported
Age:	15+
Sample size:	2,904
Area covered:	National
References:	The Omnibus Survey Caribbean Netherlands, 2021. Opendata.cbs.nl . CBS Statline. [online] Available at: https://opendata.cbs.nl/#/CBS/nl/dataset/82292NED/table?ts=1753358041493 [Last Accessed 23.02.26].
Notes:	The sample consisted of 1,692 people on Bonaire, 589 on Saba, and 623 on St. Eustatius. Different limits apply for people under 18 years of age based on WHO reference values. NB Results are preliminary
Definitions:	Highest level of education achieved.
<i>Unless otherwise noted, overweight refers to a BMI between 25kg and 29.9kg/m², obesity refers to a BMI greater than 30kg/m².</i>	

Overweight/obesity by age

Adults, 2021



Survey type: Self-reported

Sample size: 2,904

Area covered: National

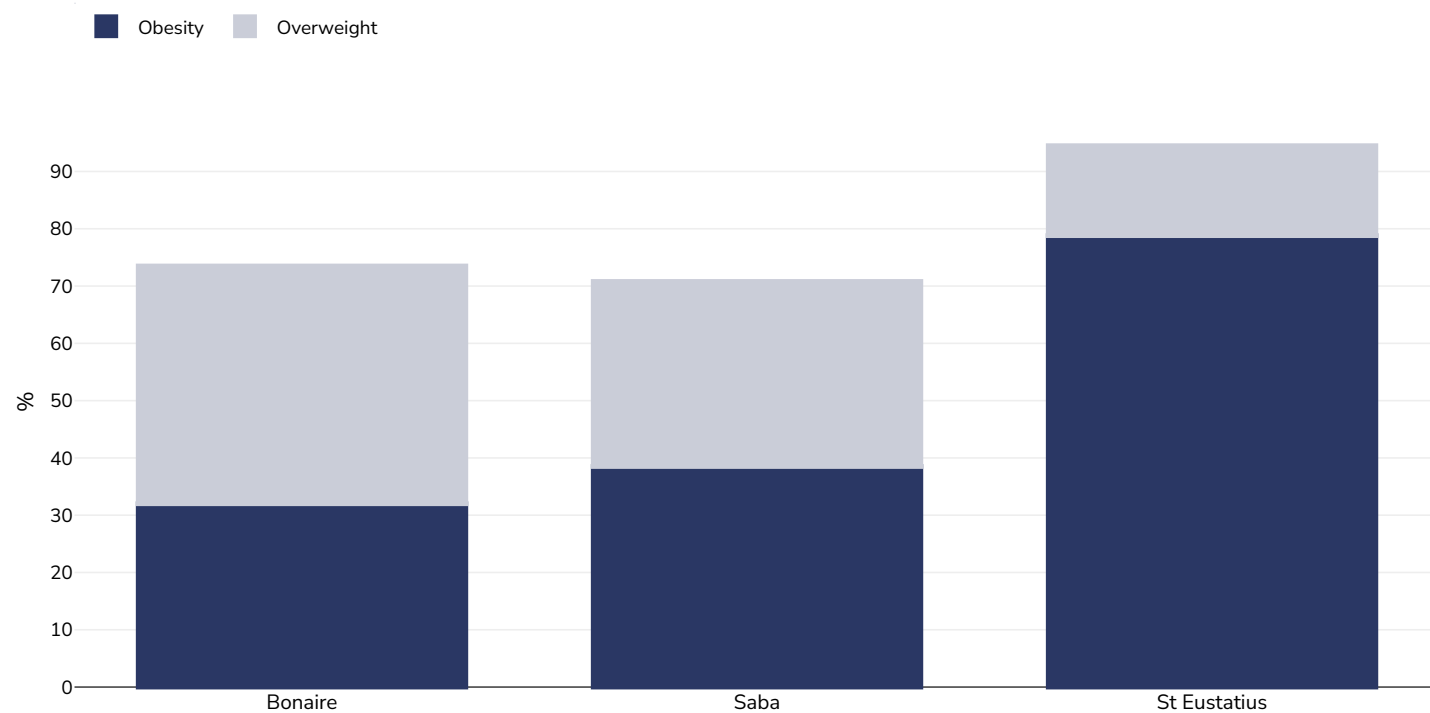
References: The Omnibus Survey Caribbean Netherlands, 2021. [Opendata.cbs.nl](https://opendata.cbs.nl/#/CBS/nl/dataset/82292NED/table?ts=1753358041493). CBS Statline. [online] Available at: <https://opendata.cbs.nl/#/CBS/nl/dataset/82292NED/table?ts=1753358041493> [Last Accessed 23.02.26].

Notes: The sample consisted of 1,692 people on Bonaire, 589 on Saba, and 623 on St. Eustatius. Different limits apply for people under 18 years of age based on WHO reference values. NB Results are preliminary

Unless otherwise noted, overweight refers to a BMI between 25kg and 29.9kg/m², obesity refers to a BMI greater than 30kg/m².

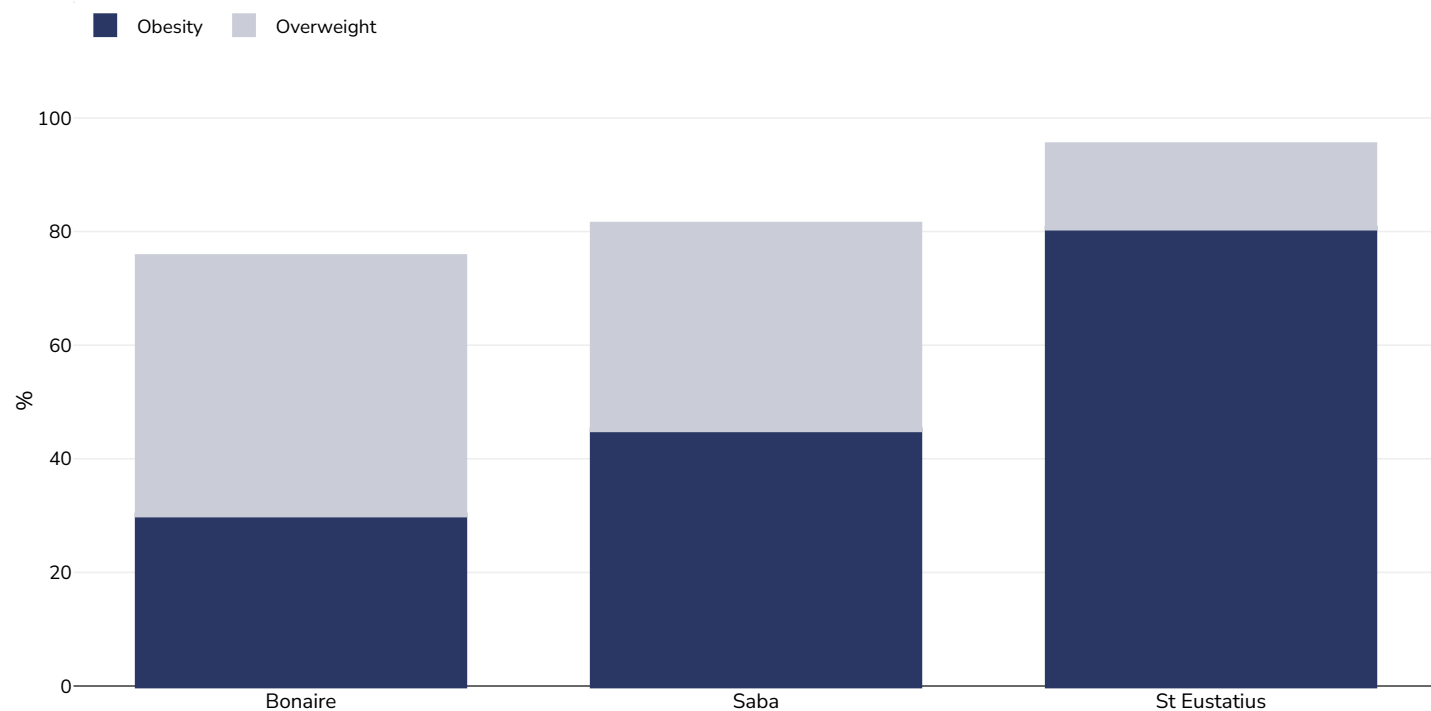
Overweight/obesity by region

Adults, 2021



Survey type:	Self-reported
Age:	15+
Sample size:	2,904
Area covered:	National
References:	The Omnibus Survey Caribbean Netherlands. 2021. Opendata.cbs.nl. CBS Statline. [online] Available at: https://opendata.cbs.nl/#/CBS/nl/dataset/82292NED/table?ts=1753358041493 [Last Accessed 23.02.26].
Notes:	The sample consisted of 1,692 people on Bonaire, 589 on Saba, and 623 on St. Eustatius. Different limits apply for people under 18 years of age based on WHO reference values. NB Results are preliminary
	<i>Unless otherwise noted, overweight refers to a BMI between 25kg and 29.9kg/m², obesity refers to a BMI greater than 30kg/m².</i>

Men, 2021



Survey type: Self-reported

Age: 15+

Sample size: 2,904

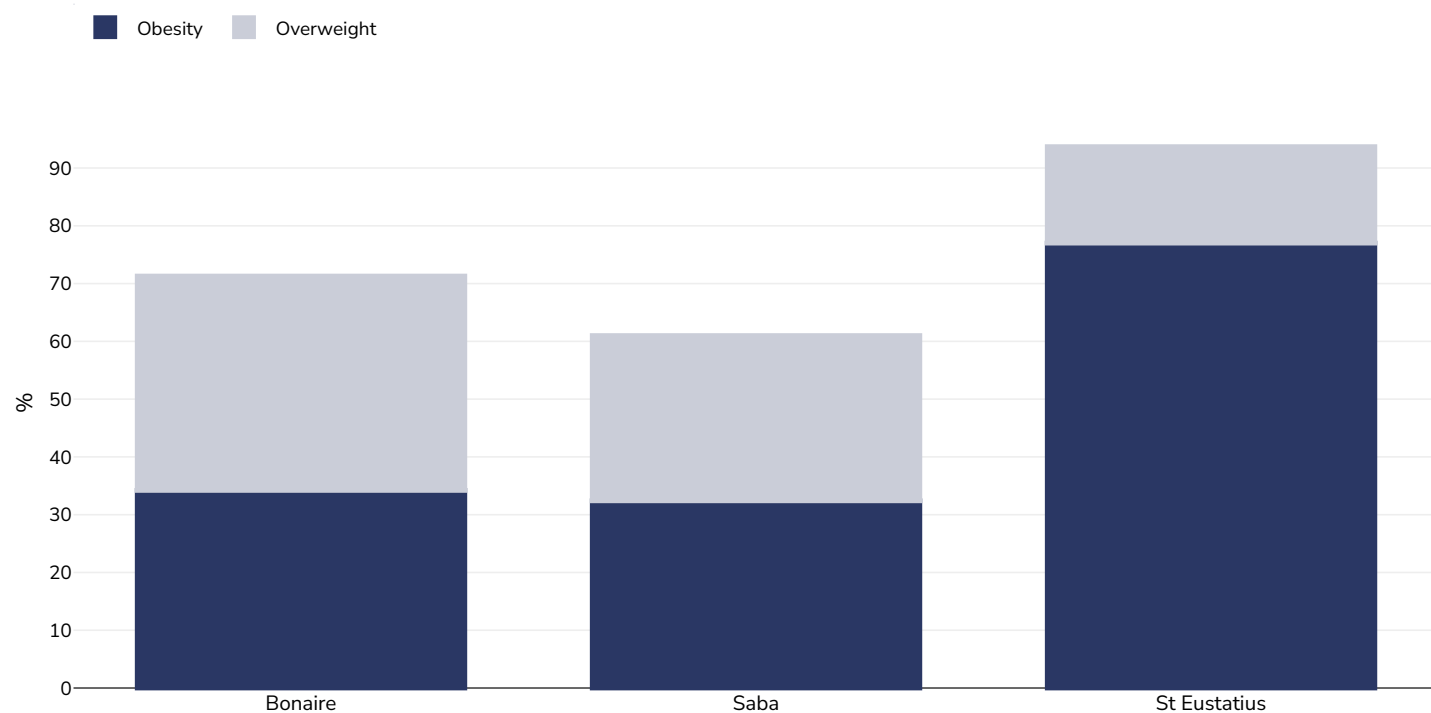
Area covered: National

References: The Omnibus Survey Caribbean Netherlands. 2021. Opendata.cbs.nl. CBS Statline. [online] Available at: <https://opendata.cbs.nl/#/CBS/nl/dataset/82292NED/table?ts=1753358041493> [Last Accessed 23.02.26].

Notes: The sample consisted of 1,692 people on Bonaire, 589 on Saba, and 623 on St. Eustatius. Different limits apply for people under 18 years of age based on WHO reference values. NB Results are preliminary

Unless otherwise noted, overweight refers to a BMI between 25kg and 29.9kg/m², obesity refers to a BMI greater than 30kg/m².

Women, 2021



Survey type: Self-reported

Age: 15+

Sample size: 2,904

Area covered: National

References: The Omnibus Survey Caribbean Netherlands. 2021. [opendata.cbs.nl. CBS Statline.](https://opendata.cbs.nl/#/CBS/nl/dataset/82292NED/table?ts=1753358041493) [online] Available at: <https://opendata.cbs.nl/#/CBS/nl/dataset/82292NED/table?ts=1753358041493> [Last Accessed 23.02.26].

Notes: The sample consisted of 1,692 people on Bonaire, 589 on Saba, and 623 on St. Eustatius. Different limits apply for people under 18 years of age based on WHO reference values. NB Results are preliminary

Unless otherwise noted, overweight refers to a BMI between 25kg and 29.9kg/m², obesity refers to a BMI greater than 30kg/m².

PDF created on April 1, 2026