



# Canada



## Country report card - children

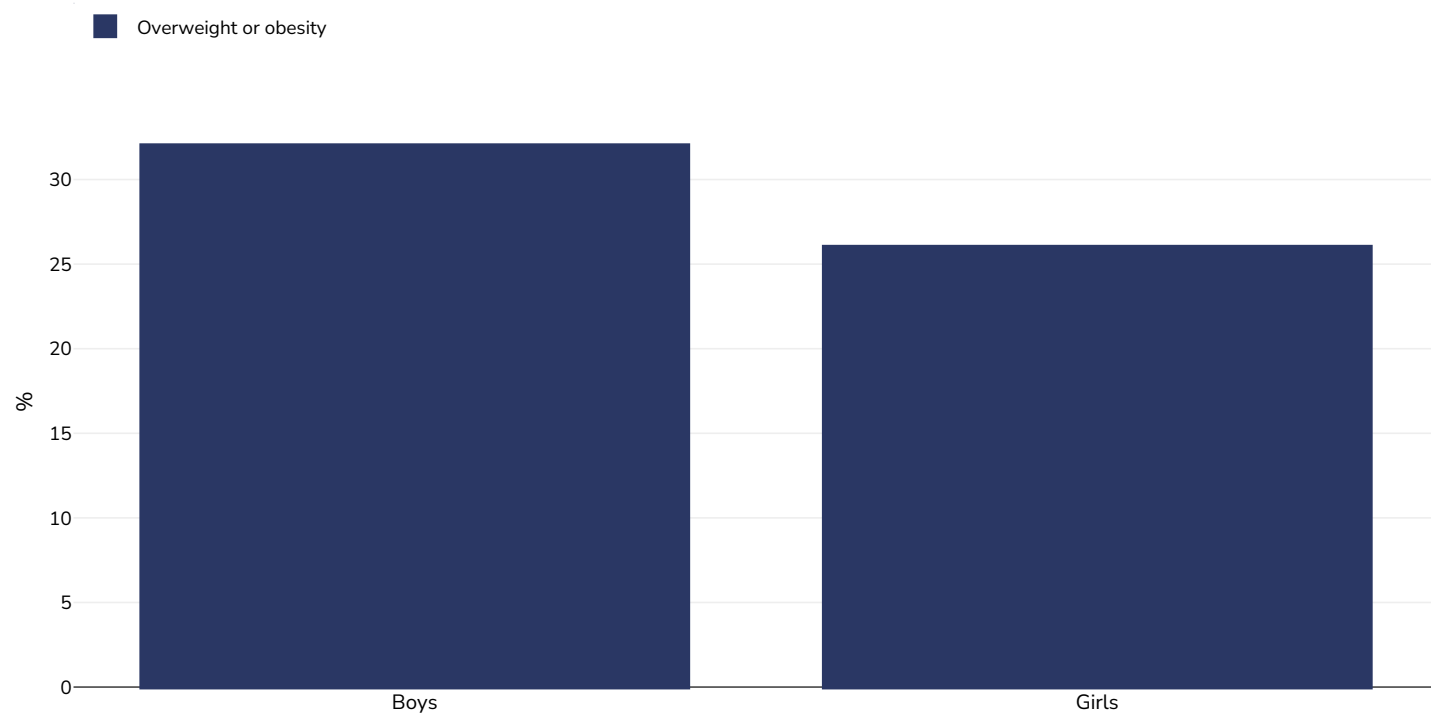
*This report card contains the latest data available on the Global Obesity Observatory on overweight and obesity for children, including adolescents (aged 5 to 18 years). Where available, data on common and relevant obesity drivers and comorbidities are also presented.*

*View the latest version of this report on the Global Obesity Observatory at <https://data.worldobesity.org/country/canada-36/>*

Contents	Page
Obesity prevalence	3
Overweight/obesity by education	4
Overweight/obesity by age	5
Overweight/obesity by region	6
Overweight/obesity by socio-economic group	7
Double burden of underweight & overweight	8
Insufficient physical activity	9
Prevalence of at least daily carbonated soft drink consumption	12
Mental health - depression disorders	14
Mental health - anxiety disorders	17

## Obesity prevalence

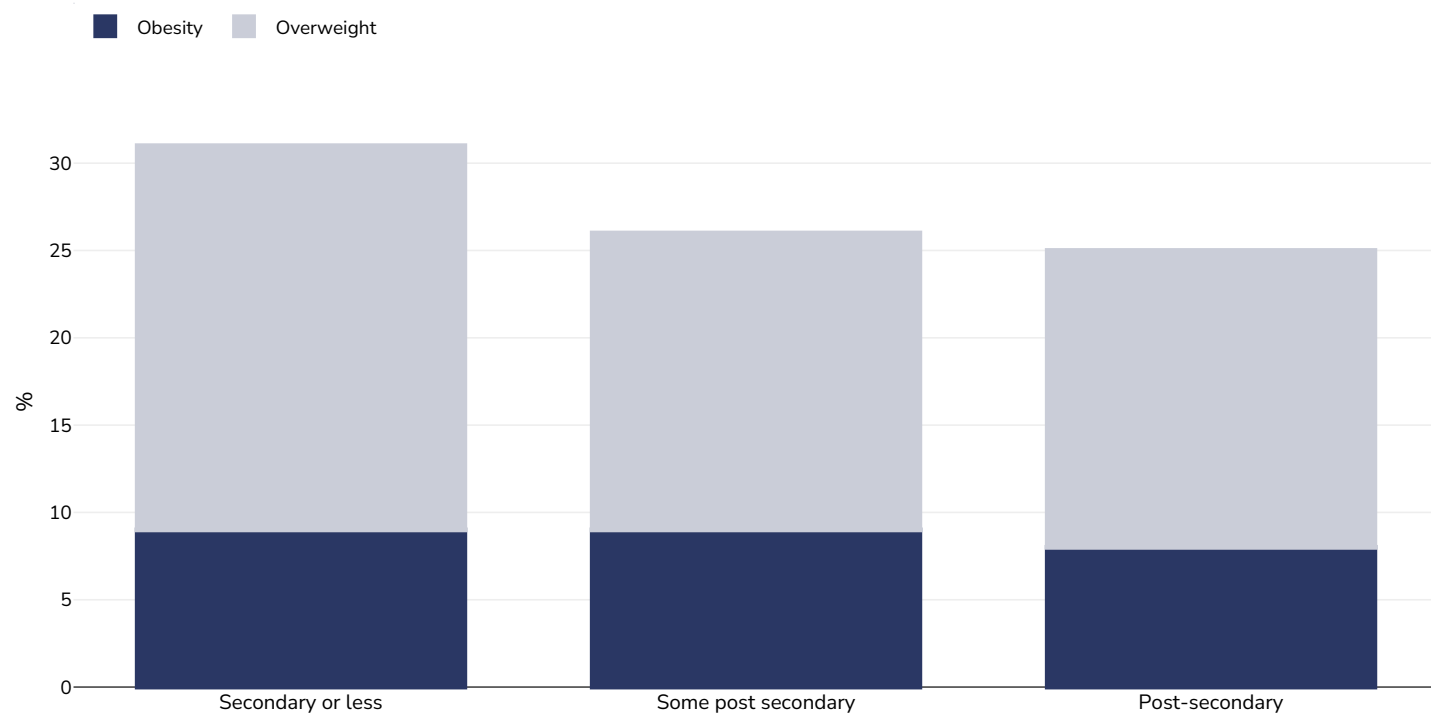
### Children, 2021-2022



Survey type:	Self-reported
Age:	13
References:	Rakic JG, Hamrik Z, Dzielska A, Felder-Puig R, Oja L, Bakalár P et al. A focus on adolescent physical activity, eating behaviours, weight status and body image in Europe, central Asia and Canada. Health Behaviour in School-aged Children (HBSC) international report from the 2021/2022 survey. Volume 4. Copenhagen: WHO Regional Office for Europe; 2024. 'Any translation was not created by the World Health Organization (WHO). WHO is not responsible for the content or accuracy of this translation. The original English edition shall be the binding and authentic edition'
Notes:	HBSC aims to survey approximately 1500 pupils per age group in each country or region (totaling around 4500)
Cutoffs:	+2SD

## Overweight/obesity by education

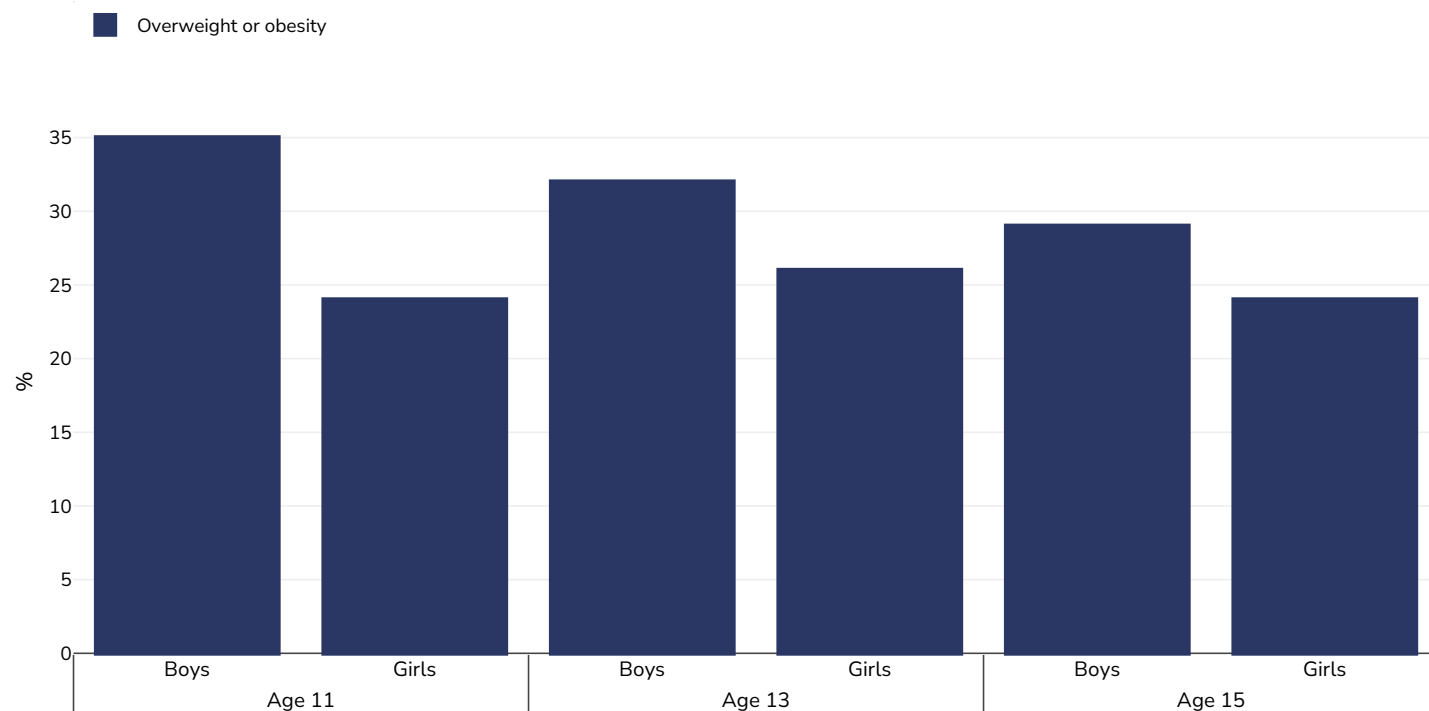
### Children, 2004



Survey type:	Measured
Age:	2-17
Sample size:	8661
Area covered:	National
References:	Canadian Community Survey 2004
Notes:	Treat Post Secondary Obese figure with caution IOTF International Cut off used
Cutoffs:	IOTF

## Overweight/obesity by age

### Children, 2021-2022



Survey type: Self-reported

Area covered: See Report

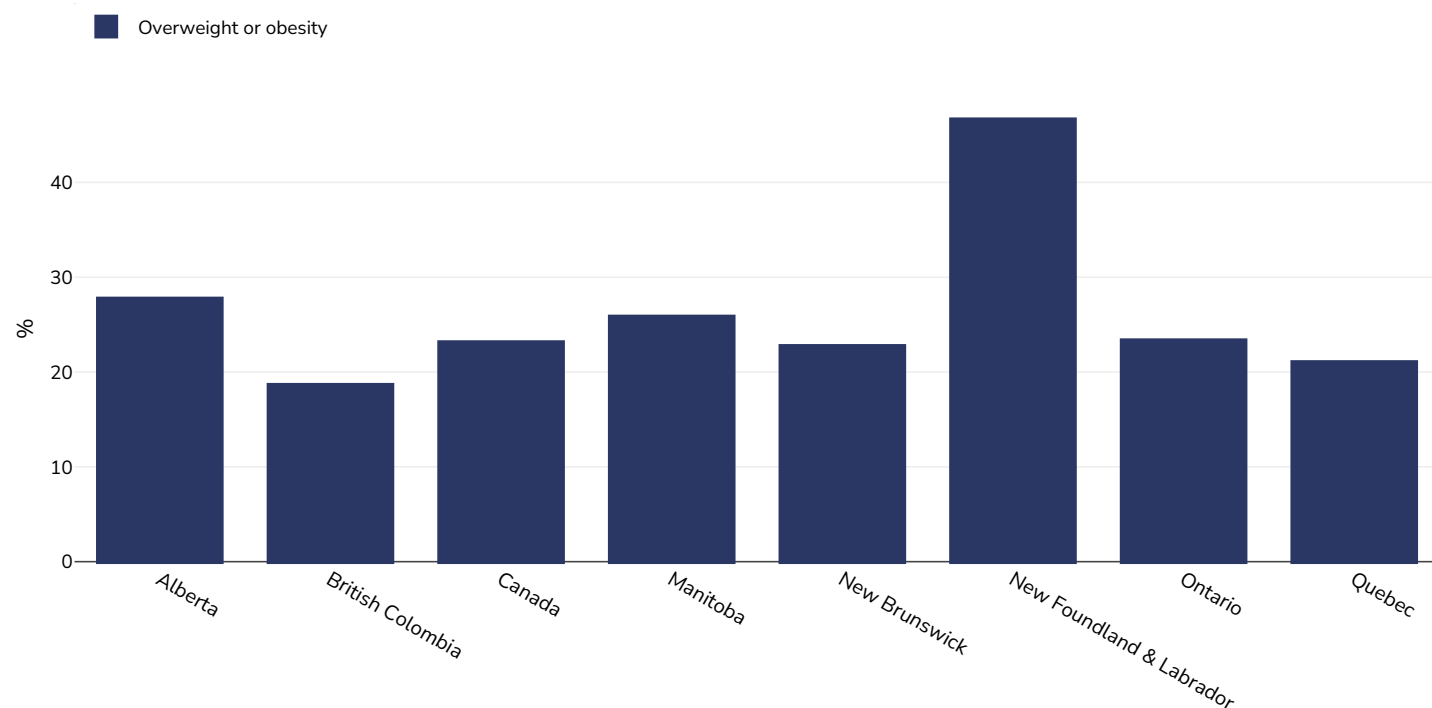
References: Rakić JG, Hamrik Z, Dzielska A, Felder-Puig R, Oja L, Bakalár P et al. A focus on adolescent physical activity, eating behaviours, weight status and body image in Europe, central Asia and Canada. Health Behaviour in School-aged Children (HBSC) international report from the 2021/2022 survey. Volume 4. Copenhagen: WHO Regional Office for Europe; 2024. 'Any translation was not created by the World Health Organization (WHO). WHO is not responsible for the content or accuracy of this translation. The original English edition shall be the binding and authentic edition'

Notes: HBSC aims to survey approximately 1500 pupils per age group in each country or region (totaling around 4500)

Cutoffs: +2SD

## Overweight/obesity by region

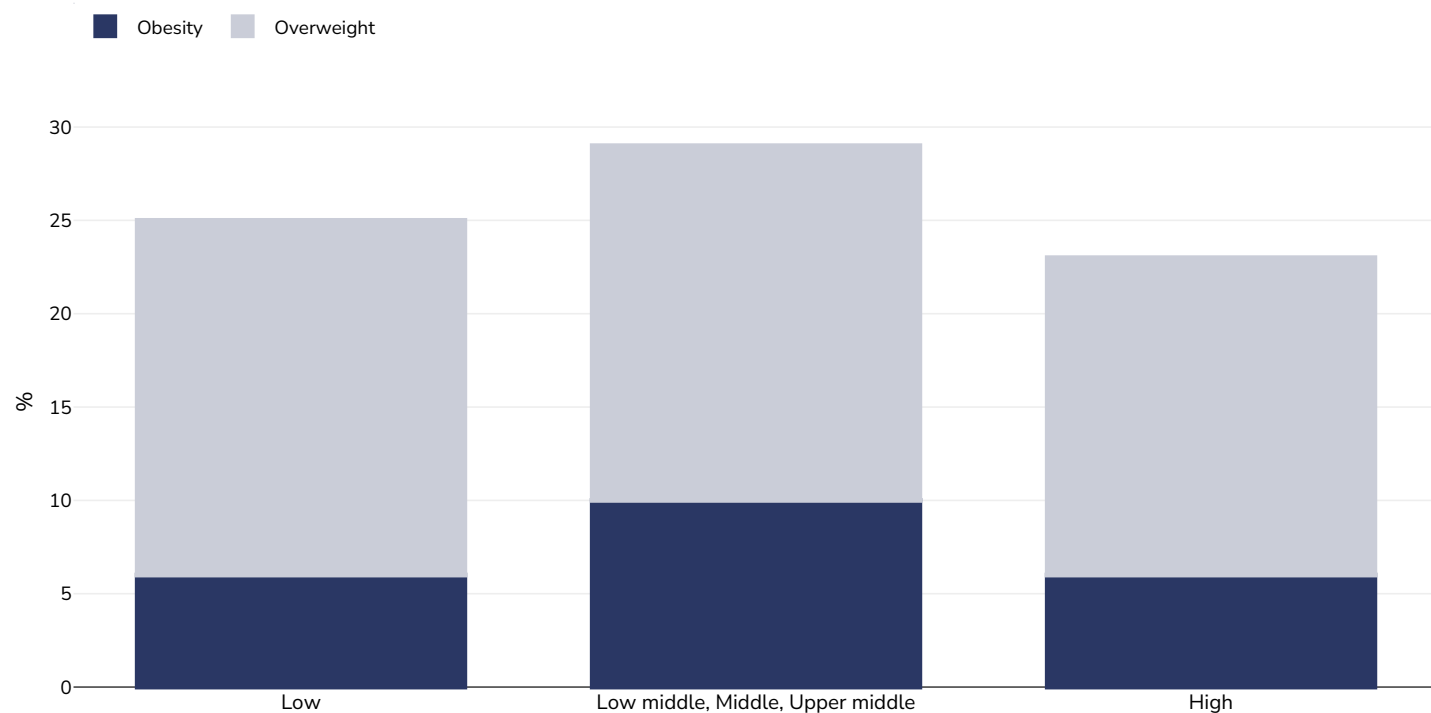
### Children, 2014



Survey type:	Self-reported
Age:	12-17
Area covered:	National Survey
References:	Canadian Community Health Survey 2014, Statistics Canada <a href="http://www.statcan.gc.ca/tables-tableaux/sum-som/l01/cst01/health84b-eng.htm">http://www.statcan.gc.ca/tables-tableaux/sum-som/l01/cst01/health84b-eng.htm</a> (accessed 27th Feb 2018)
Notes:	IOTF International Cut Off's Applied Some regions supplied % but results considered unreliable as sample too small
Cutoffs:	IOTF

## Overweight/obesity by socio-economic group

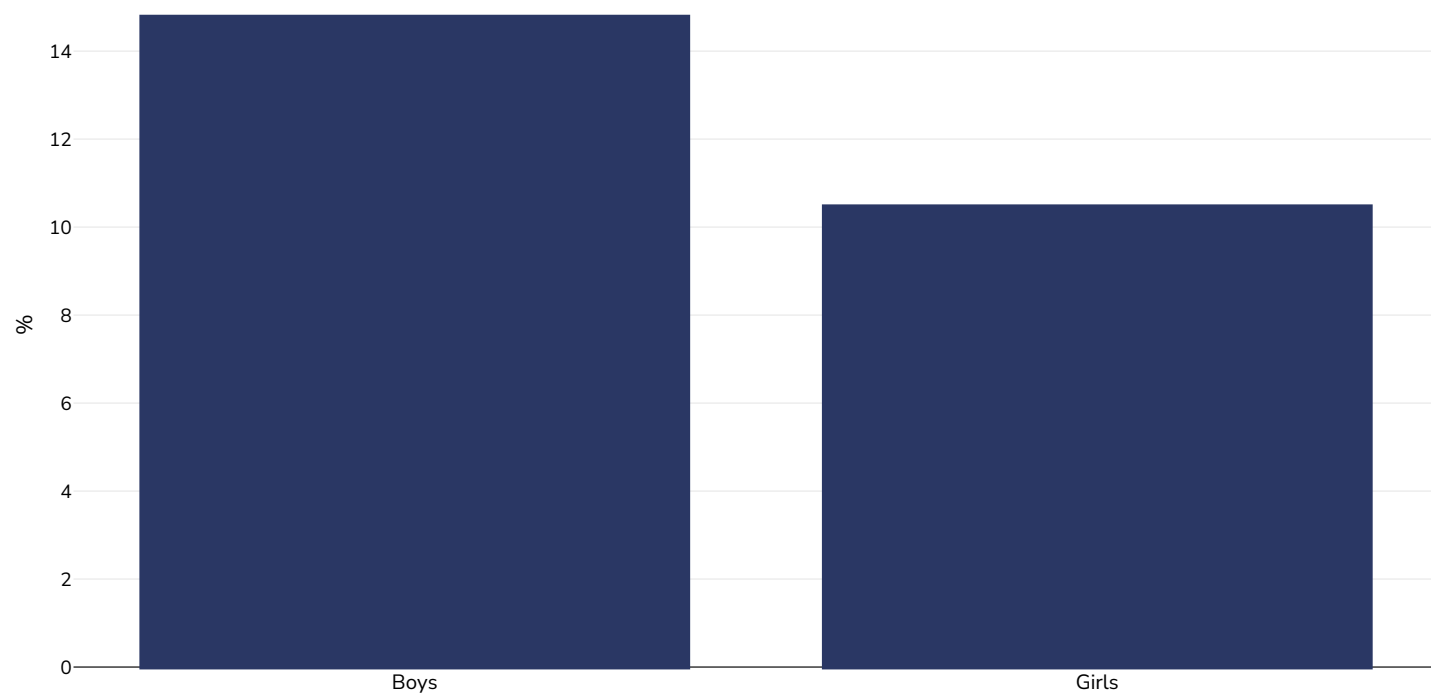
### Children, 2004



Survey type:	Measured
Age:	2-17
Sample size:	8661
Area covered:	National
References:	Canadian Community Survey 2004
Notes:	Treat Low income figures with caution (see paper for full details) IOTF International Cut off used
Cutoffs:	IOTF

## Double burden of underweight & overweight

### Children, 2022

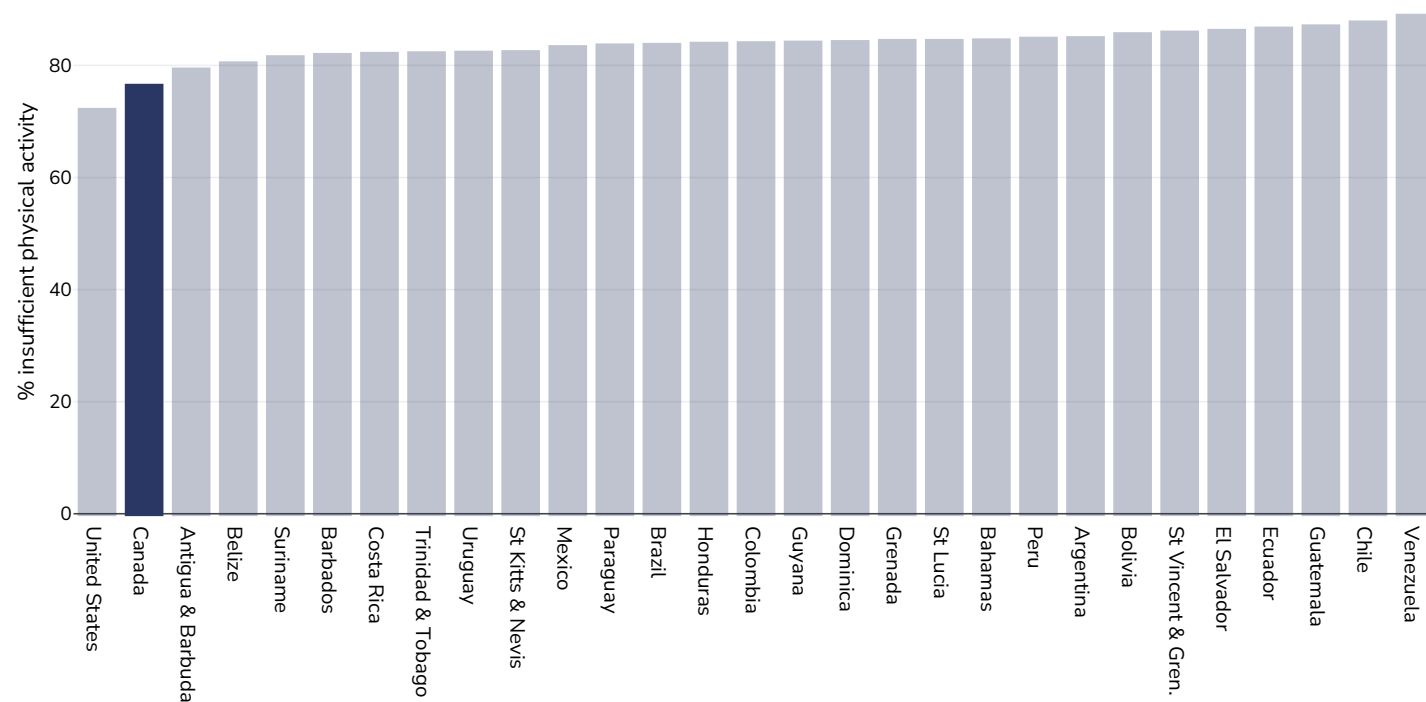


Survey type:	Measured
Age:	5-19
References:	NCD Risk Factor Collaboration (NCD-RisC). Worldwide trends in underweight and obesity from 1990 to 2022: a pooled analysis of 3663 population representative studies with 222 million children, adolescents, and adults. Lancet 2024; published online Feb 29. <a href="https://doi.org/10.1016/S0140-6736(23)02750-2">https://doi.org/10.1016/S0140-6736(23)02750-2</a> .
Notes:	Age standardised estimates
Definitions:	Combined prevalence of BMI < -2SD and BMI > 2SD (double burden of thinness and obesity)
Cutoffs:	BMI < -2SD and BMI > 2SD



## Insufficient physical activity

### Children, 2016



Survey type: Self-reported

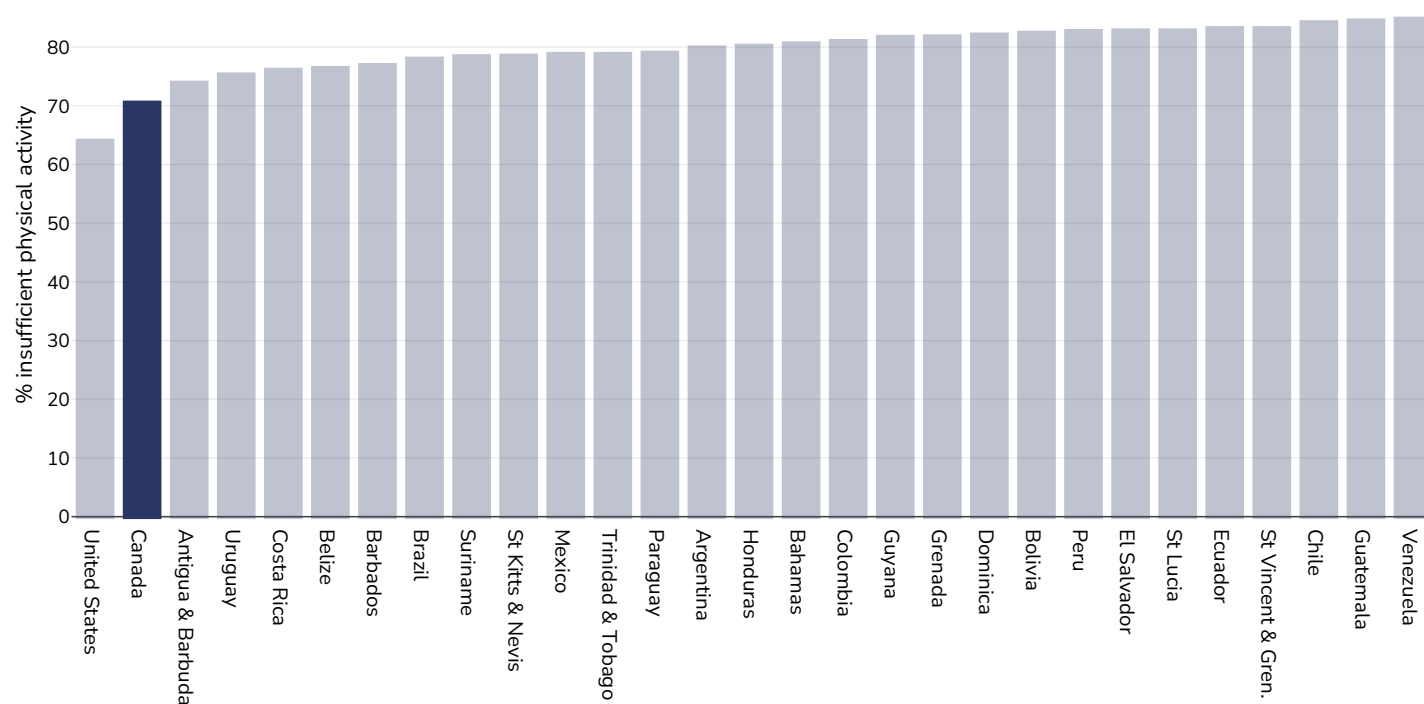
Age: 11-17

References: Global Health Observatory data repository, World Health Organisation, <https://apps.who.int/gho/data/node.main.A893ADO?lang=en> (last accessed 16.03.21)

Notes: % of school going adolescents not meeting WHO recommendations on Physical Activity for Health, i.e. doing less than 60 minutes of moderate- to vigorous-intensity physical activity daily.

Definitions: % Adolescents insufficiently active (age standardised estimate)

## Boys, 2016



Survey type: Self-reported

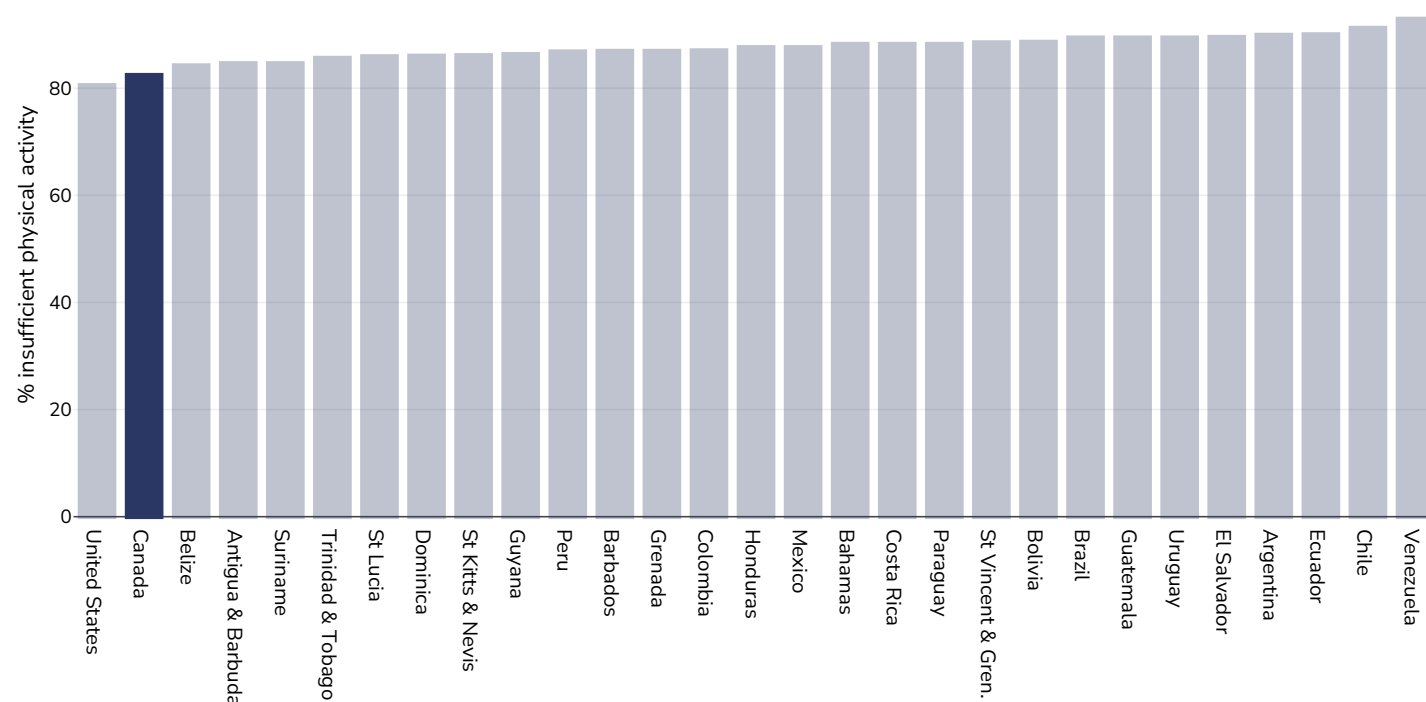
Age: 11-17

References: Global Health Observatory data repository, World Health Organisation, <https://apps.who.int/gho/data/node.main.A893ADO?lang=en> (last accessed 16.03.21)

Notes: % of school going adolescents not meeting WHO recommendations on Physical Activity for Health, i.e. doing less than 60 minutes of moderate- to vigorous-intensity physical activity daily.

Definitions: % Adolescents insufficiently active (age standardised estimate)

## Girls, 2016



Survey type: Self-reported

Age: 11-17

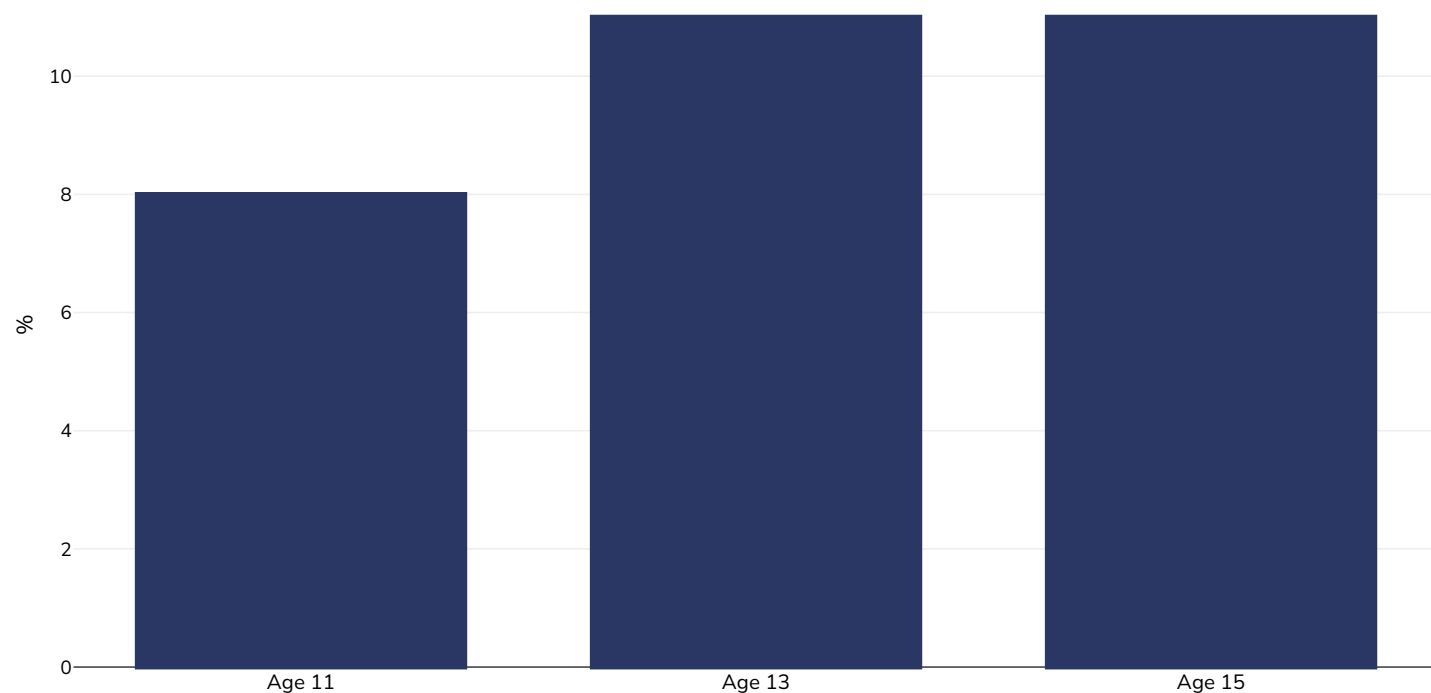
References: Global Health Observatory data repository, World Health Organisation, <https://apps.who.int/gho/data/node.main.A893ADO?lang=en> (last accessed 16.03.21)

Notes: % of school going adolescents not meeting WHO recommendations on Physical Activity for Health, i.e. doing less than 60 minutes of moderate- to vigorous-intensity physical activity daily.

Definitions: % Adolescents insufficiently active (age standardised estimate)

## Prevalence of at least daily carbonated soft drink consumption

### Boys, 2021-2022



Area covered:

National

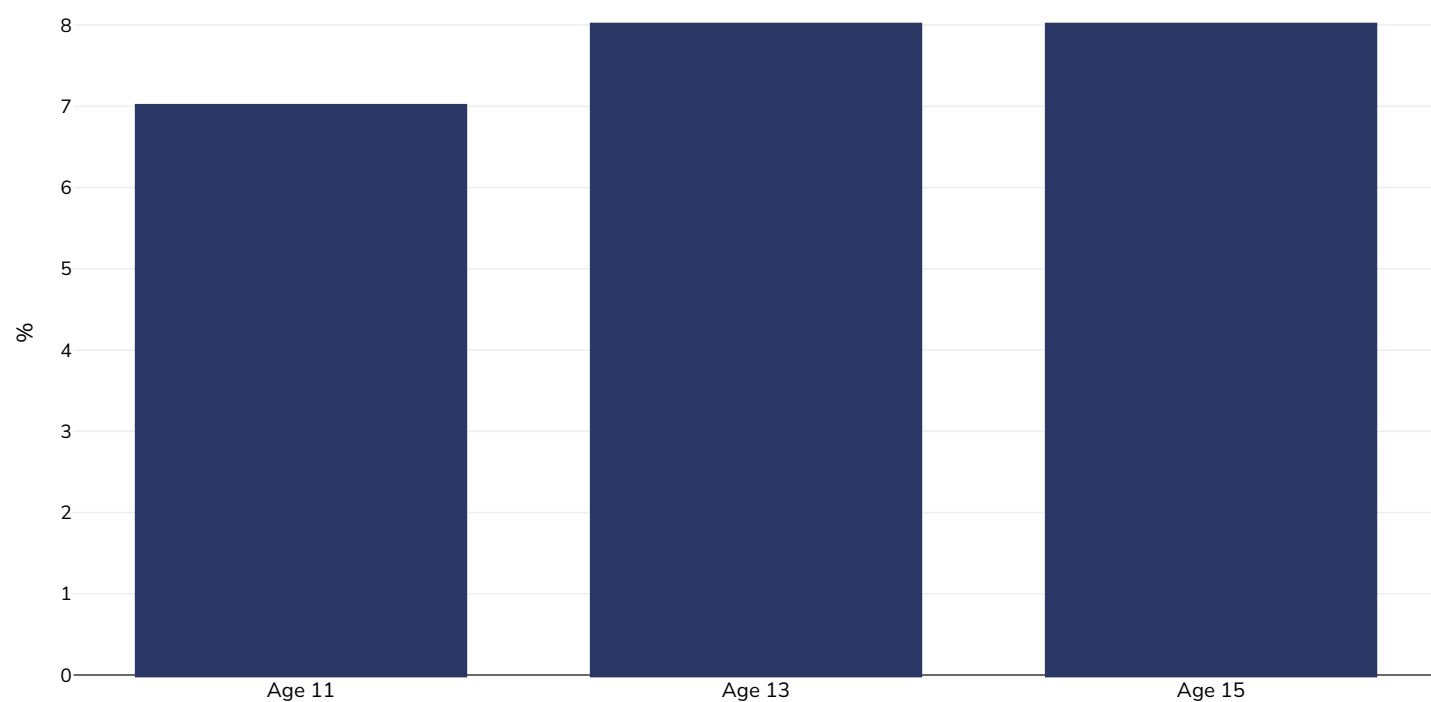
References:

Health Behaviour in School-aged Children study (2023), Data browser (findings from the 2021/22 international HBSC survey): <https://data-browser.hbsc.org..> Health Behaviour in School-aged Children study (2020), Data browser (findings from the 2017/18 international HBSC survey): <https://data-browser.hbsc.org>.

Definitions:

Proportion who reported drinking sugary soft drinks daily (at least once)

## Girls, 2021-2022



Area covered:

National

References:

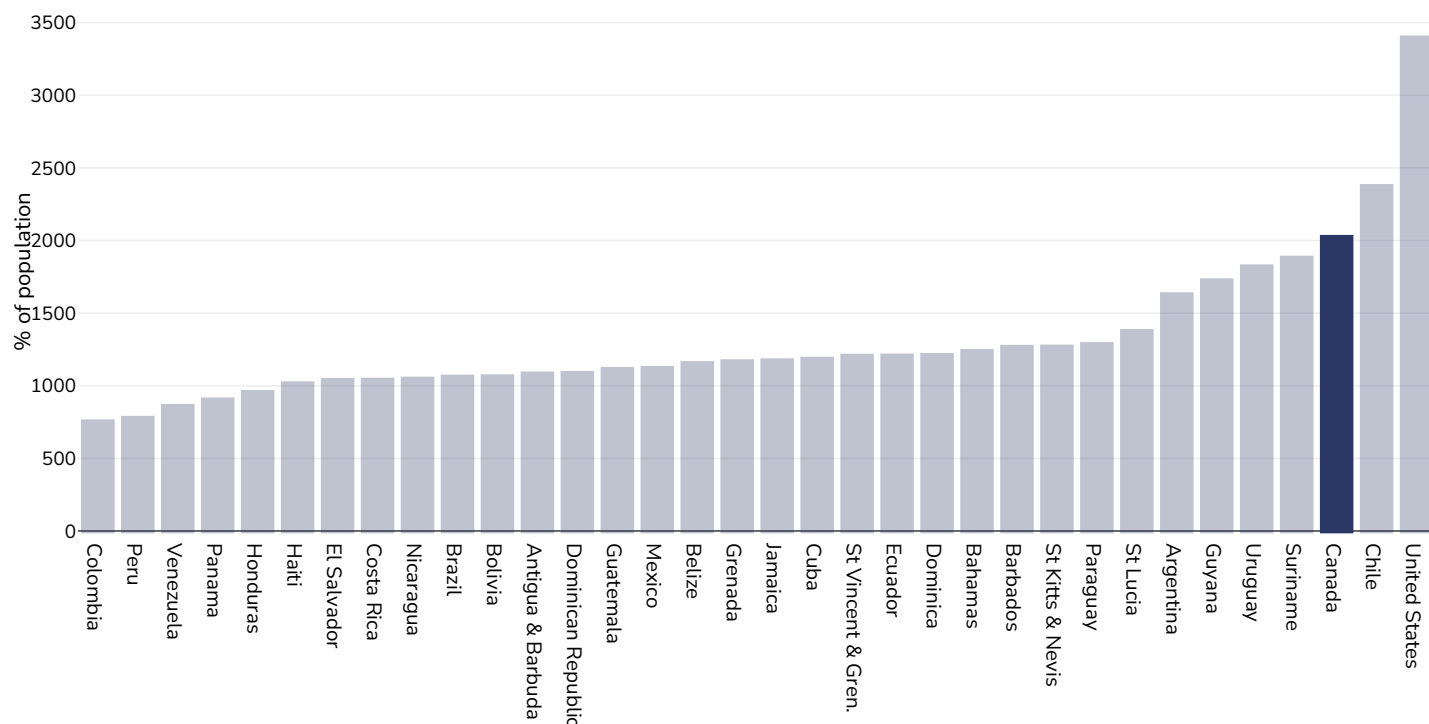
Health Behaviour in School-aged Children study (2023), Data browser (findings from the 2021/22 international HBSC survey): <https://data-browser.hbsc.org..> Health Behaviour in School-aged Children study (2020), Data browser (findings from the 2017/18 international HBSC survey): <https://data-browser.hbsc.org.>

Definitions:

Proportion who reported drinking sugary soft drinks daily (at least once)

## Mental health - depression disorders

### Children, 2021



Area covered:

National

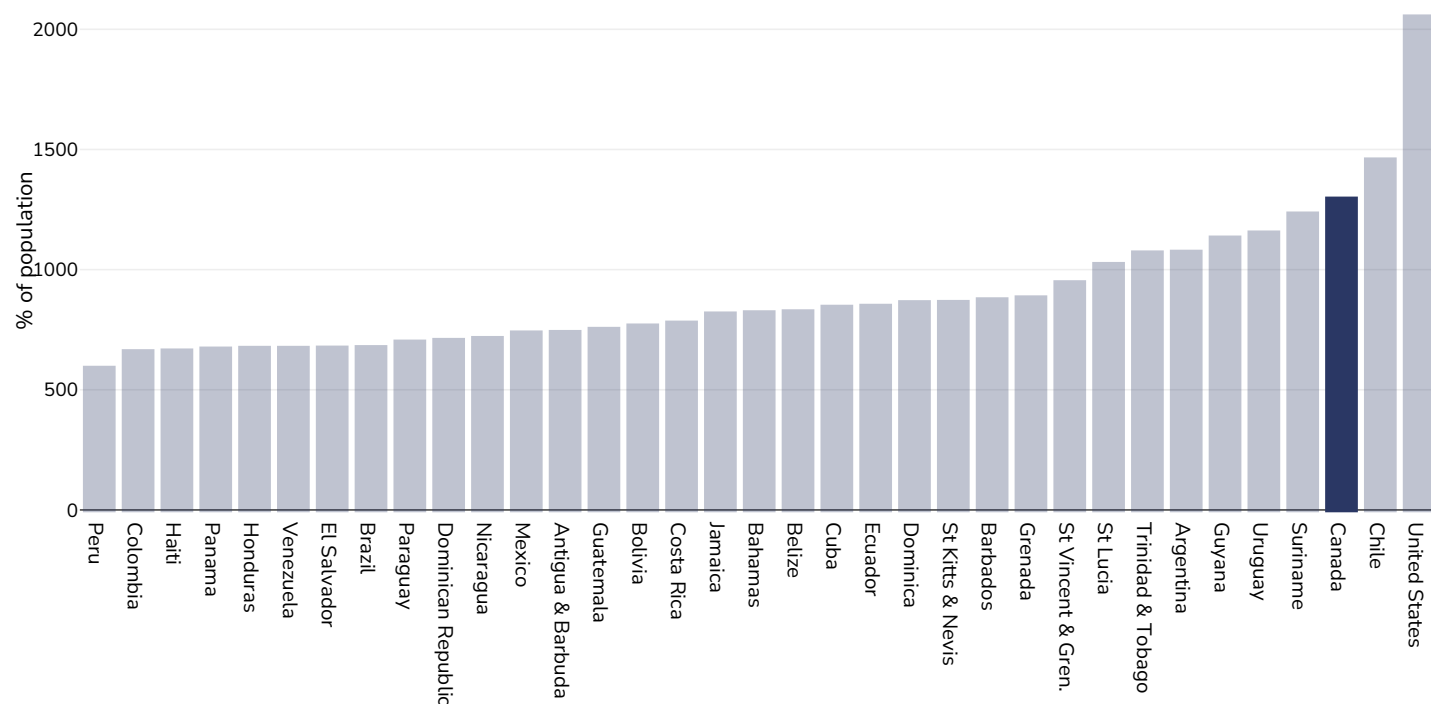
References:

Institute for Health Metrics and Evaluation (IHME). GBD Compare Data Visualization. Global Burden of Disease (GBD) Study 2021. Seattle, WA: IHME, University of Washington, 2023. Available from <http://vizhub.healthdata.org/gbd-compare>. (Last accessed 23.04.25)

Definitions:

Number living with depressive disorder per 100,000 population (Under 20 years of age)

## Boys, 2021



Area covered:

National

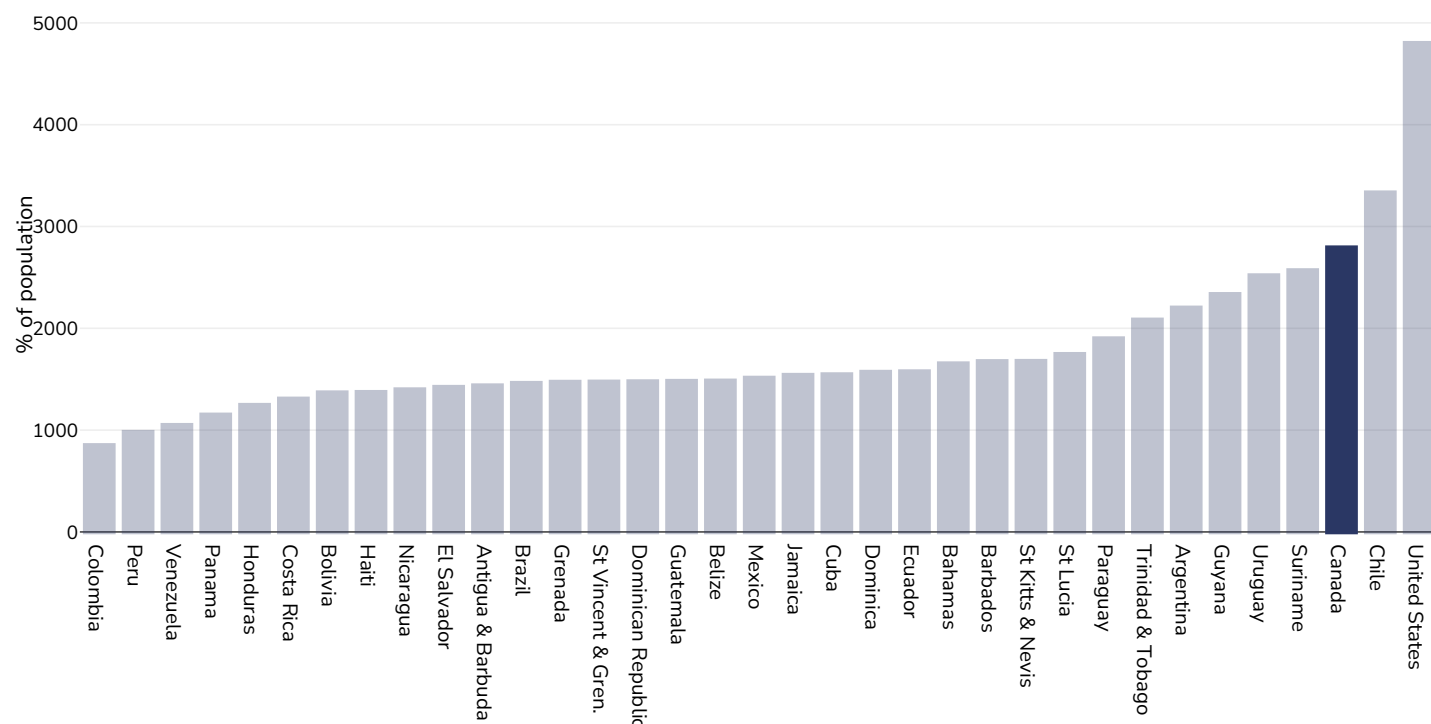
References:

Institute for Health Metrics and Evaluation (IHME). GBD Compare Data Visualization. Global Burden of Disease (GBD) Study 2021. Seattle, WA: IHME, University of Washington, 2023. Available from <http://vizhub.healthdata.org/gbd-compare>. (Last accessed 23.04.25)

Definitions:

Number living with depressive disorder per 100,000 population (Under 20 years of age)

## Girls, 2021



Area covered:

National

References:

Institute for Health Metrics and Evaluation (IHME). GBD Compare Data Visualization. Global Burden of Disease (GBD) Study 2021. Seattle, WA: IHME, University of Washington, 2023. Available from <http://vizhub.healthdata.org/gbd-compare>. (Last accessed 23.04.25)

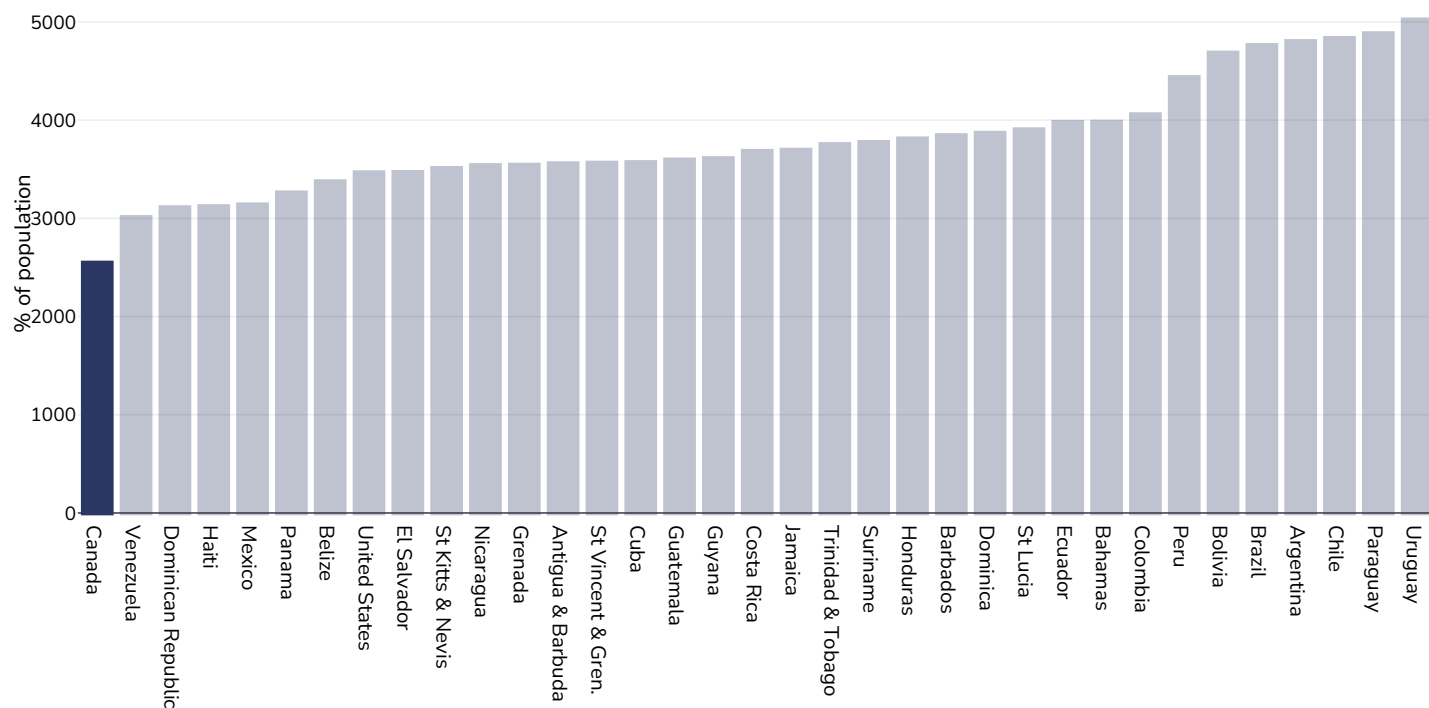
Definitions:

Number living with depressive disorder per 100,000 population (Under 20 years of age)



## Mental health - anxiety disorders

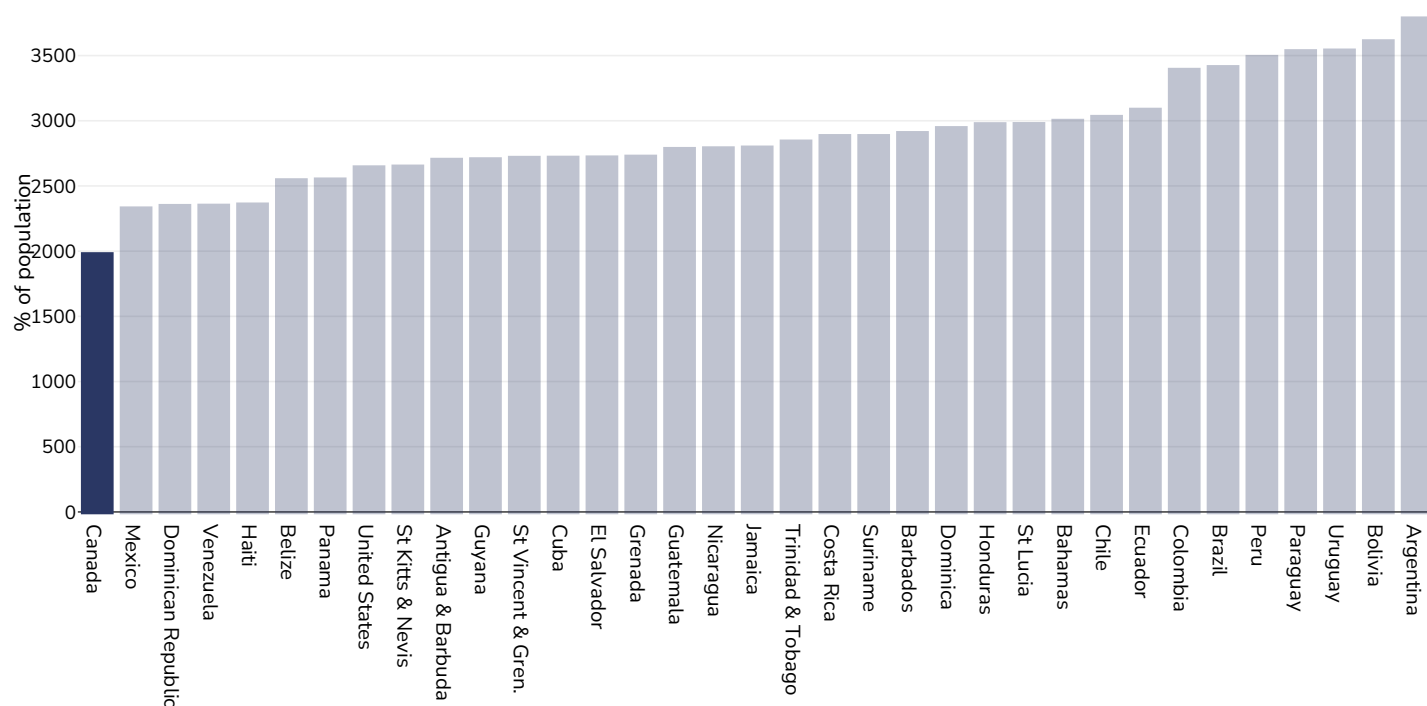
### Children, 2021



**References:**

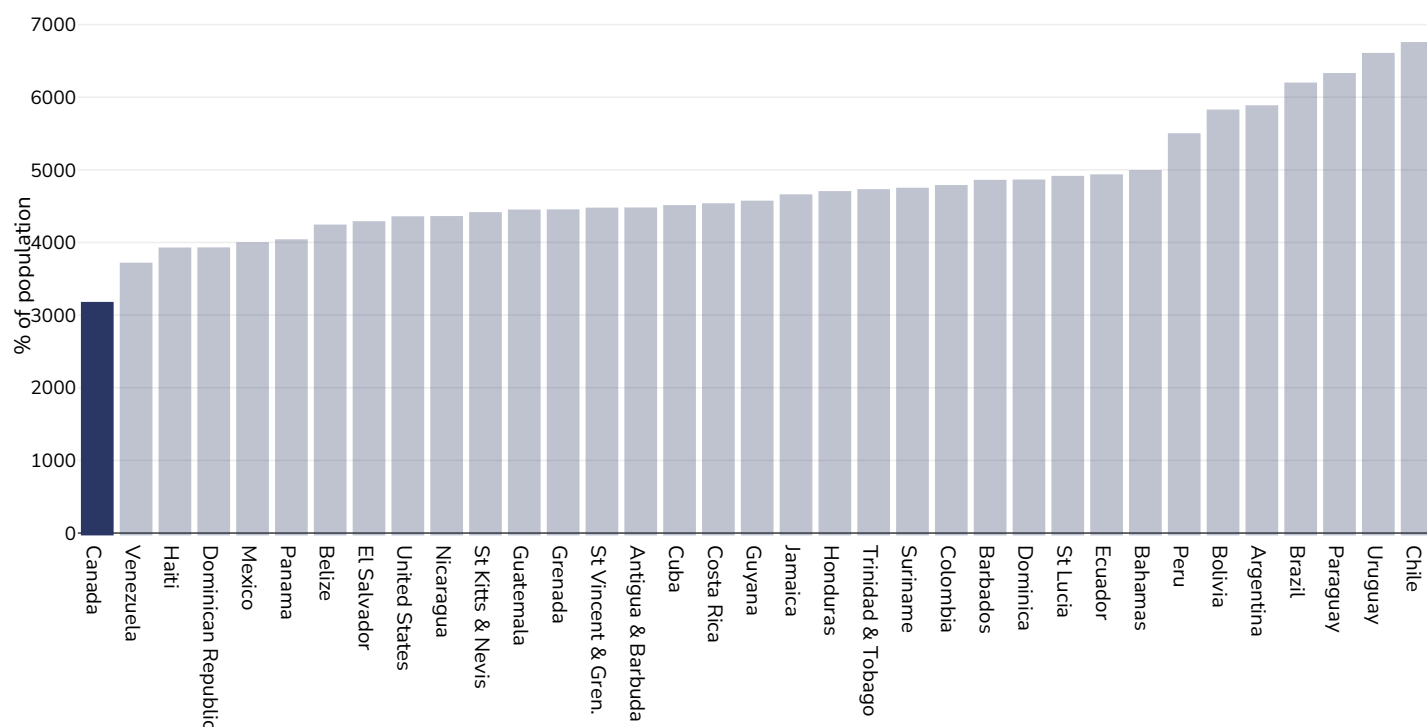
Institute for Health Metrics and Evaluation (IHME). GBD Compare Data Visualization. Global Burden of Disease (GBD) Study 2021. Seattle, WA: IHME, University of Washington, 2023. Available from <http://vizhub.healthdata.org/gbd-compare>. (Last accessed 23.04.25)

## Boys, 2021



**References:** Institute for Health Metrics and Evaluation (IHME). GBD Compare Data Visualization. Global Burden of Disease (GBD) Study 2021. Seattle, WA: IHME, University of Washington, 2023. Available from <http://vizhub.healthdata.org/gbd-compare>. (Last accessed 23.04.25)

## Girls, 2021



**References:** Institute for Health Metrics and Evaluation (IHME). GBD Compare Data Visualization. Global Burden of Disease (GBD) Study 2021. Seattle, WA: IHME, University of Washington, 2023. Available from <http://vizhub.healthdata.org/gbd-compare>. (Last accessed 23.04.25)

*PDF created on June 17, 2025*