

Report card Canada

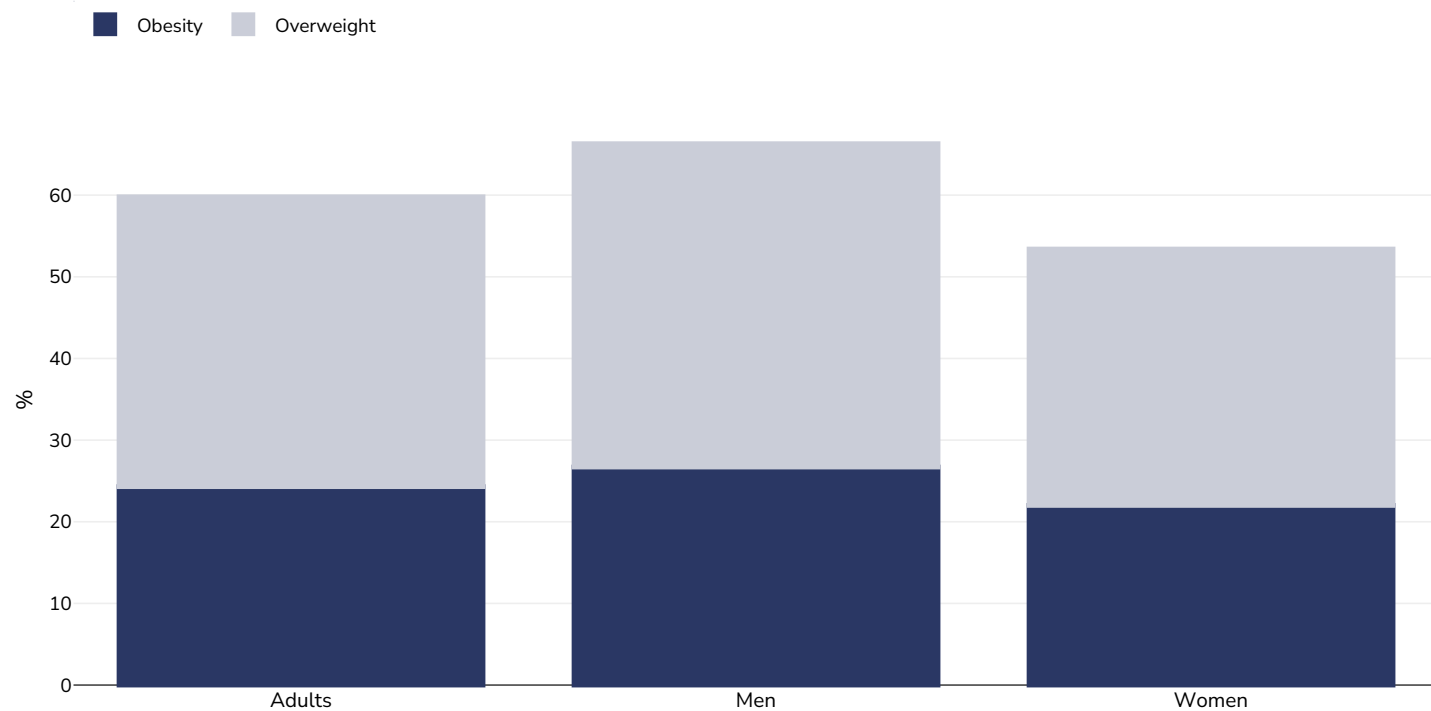


High income

Contents	Page
Obesity prevalence	2
Trend: % Adults living with obesity in Canada 1970-2017	5
Trend: % Adults living with overweight or obesity in Canada 1970-2017	9
Overweight/obesity by education	13
Overweight/obesity by age	15
Overweight/obesity by region	17
Overweight/obesity by socio-economic group	20
Insufficient physical activity	23
Estimated per capita fruit intake	29
Estimated per-capita processed meat intake	30
Estimated per capita whole grains intake	31
Mental health - depression disorders	32
Mental health - anxiety disorders	33
Oesophageal cancer	34
Breast cancer	36
Colorectal cancer	37
Pancreatic cancer	39
Gallbladder cancer	41
Kidney cancer	43
Cancer of the uterus	45
Raised blood pressure	46
Raised cholesterol	49
Raised fasting blood glucose	52
Diabetes prevalence	54
Ovarian Cancer	55
Leukemia	56
Leukemia	58
Liver and intrahepatic bile duct Cancer	60
Multiple Myeloma	62
Non Hodgkin Lymphoma	64
Thyroid Cancer	66
Contextual factors	68

Obesity prevalence

Adults, 2019



Survey type: Measured

Age: 18-79

Sample size: 5797

Area covered: National

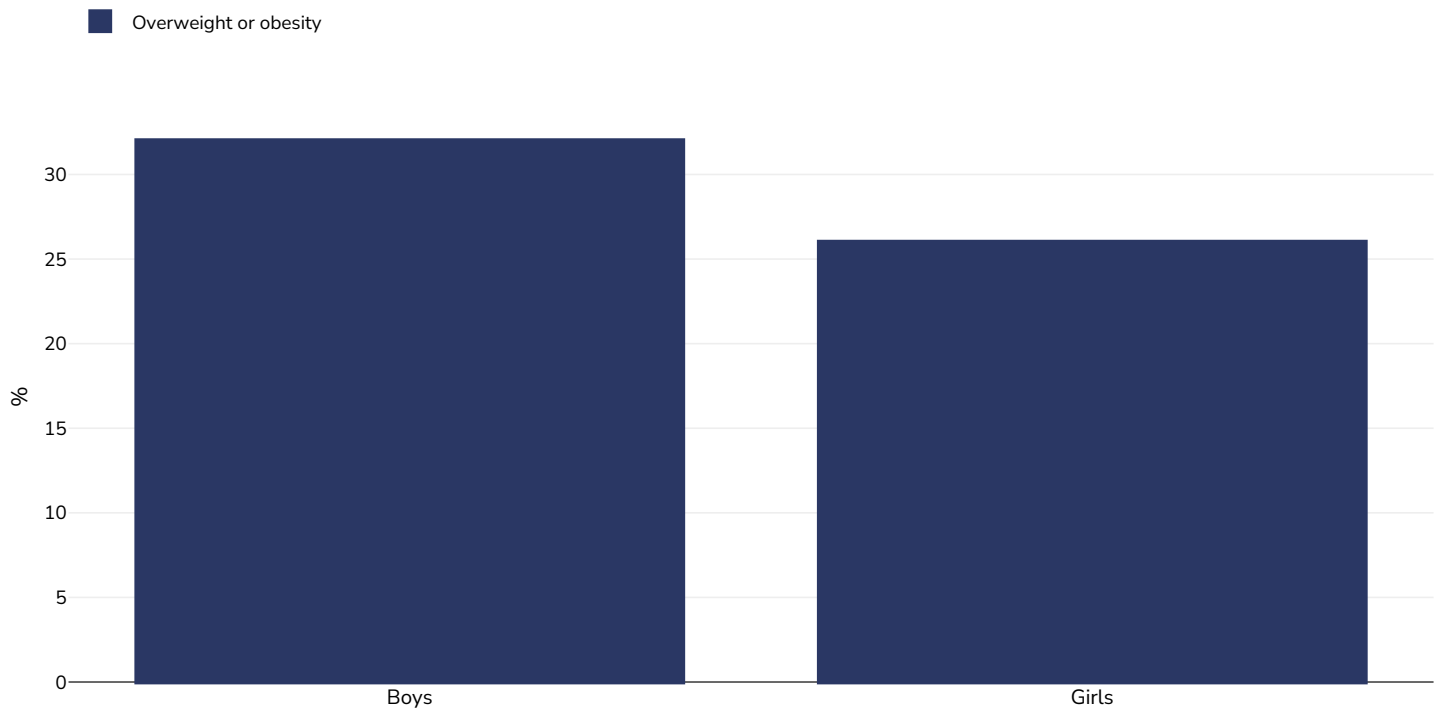
References: Canadian Health Measures Survey (CHMS) 2019. Available from: <https://doi.org/10.25318/1310037301-eng> [Accessed 25 May 2023].

Notes: Sample size includes adults and children

Cutoffs: WHO

Unless otherwise noted, overweight refers to a BMI between 25kg and 29.9kg/m², obesity refers to a BMI greater than 30kg/m².

Children, 2021-2022



Survey type: Self-reported


Age: 13

References: Rakic JG, Hamrik Z, Dzielska A, Felder-Puig R, Oja L, Bakalár P et al. A focus on adolescent physical activity, eating behaviours, weight status and body image in Europe, central Asia and Canada. Health Behaviour in School-aged Children (HBSC) international report from the 2021/2022 survey. Volume 4. Copenhagen: WHO Regional Office for Europe; 2024. 'Any translation was not created by the World Health Organization (WHO). WHO is not responsible for the content or accuracy of this translation. The original English edition shall be the binding and authentic edition'

Notes: HBSC aims to survey approximately 1500 pupils per age group in each country or region (totaling around 4500)

Cutoffs: +2SD

Infants, 2004



Age: 0-5

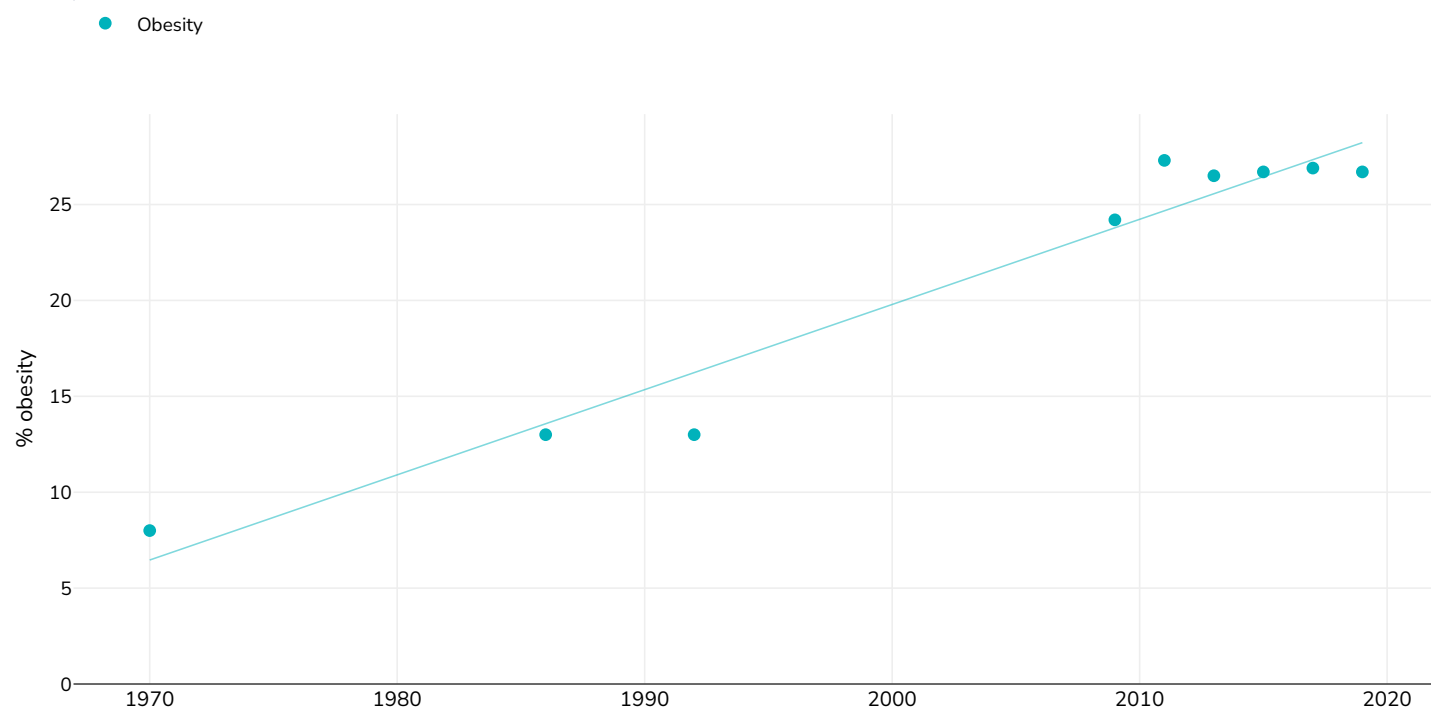
References: Other: Canada Community Health Survey, Cycle 2.2, Nutrition 2004-2005. Ottawa, Canada: Statistics Canada

Notes: UNICEF/WHO/World Bank Joint Child Malnutrition Estimates Expanded Database: Overweight (Survey Estimates), May 2023, New York. For more information about the methodology, please consult <https://data.unicef.org/resources/jme-2023-country-consultations/> Percentage of children under 5 years of age falling above 2 standard deviations (moderate and severe) from the median weight-for-height of the reference population.

Definitions: =>+2SD

% Adults living with obesity in Canada 1970-2017

Men



Survey type: Measured

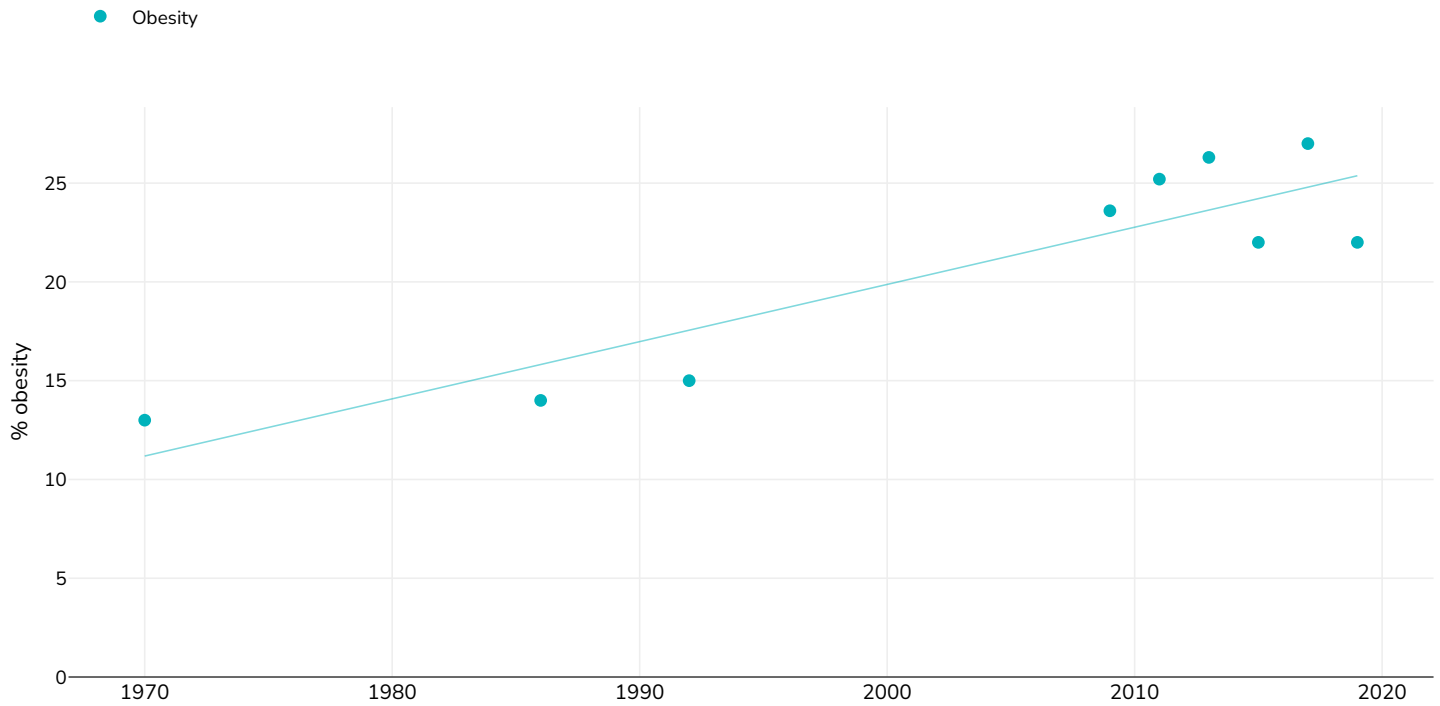
References:

- 1970, 1992: Belanger-Ducharme F, Tremblay A. Prevalence of obesity in Canada. *Obesity Reviews* 2005;6:183-186
- 1986: Macdonald SM, Reeder BA, Chen Y, Despres JP. Obesity in Canada: a descriptive analysis. *Can Med Assoc.* 1997;157(Suppl 1):S3-S9
- 2009: Canadian Health Measures Survey (CHMS) 2009. Available from: <https://doi.org/10.25318/1310037301-eng> [Accessed 25 May 2023].
- 2011: Canadian Health Measures Survey (CHMS) 2011. Available from: <https://doi.org/10.25318/1310037301-eng> [Accessed 25 May 2023].
- 2013: Canadian Health Measures Survey (CHMS) 2013. Available from: <https://doi.org/10.25318/1310037301-eng> [Accessed 25 May 2023].
- 2015: Canadian Health Measures Survey (CHMS) 2015. Available from: <https://doi.org/10.25318/1310037301-eng> [Accessed 25 May 2023].
- 2017: Canadian Health Measures Survey (CHMS) 2017. Available from: <https://www150.statcan.gc.ca/t1/tbl1/en/tv.action?pid=1310037301&pickMembers%5B0%5D=3.3>. [Accessed 21 February 2019].
- 2019: Canadian Health Measures Survey (CHMS) 2019. Available from: <https://doi.org/10.25318/1310037301-eng> [Accessed 25 May 2023].

Unless otherwise noted, overweight refers to a BMI between 25kg and 29.9kg/m², obesity refers to a BMI greater than 30kg/m².

Different methodologies may have been used to collect this data and so data from different surveys may not be strictly comparable. Please check with original data sources for methodologies used.

Women



Survey type: Measured

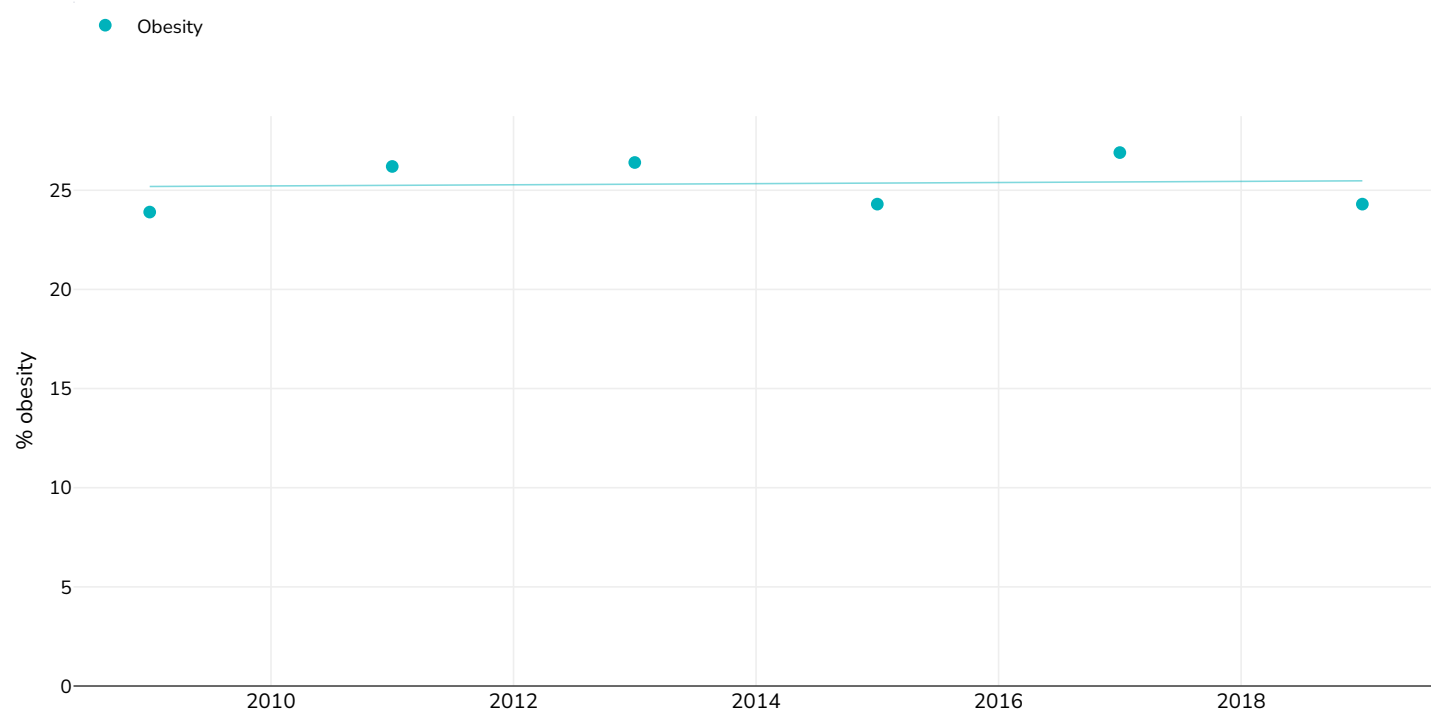
References:

- 1970, 1992: Belanger-Ducharme F, Tremblay A. Prevalence of obesity in Canada. *Obesity Reviews* 2005;6:183-186
- 1986: Macdonald SM, Reeder BA, Chen Y, Despres JP. Obesity in Canada: a descriptive analysis. *Can Med Assoc.* 1997;157(Suppl 1):S3-S9
- 2009: Canadian Health Measures Survey (CHMS) 2009. Available from: <https://doi.org/10.25318/1310037301-eng> [Accessed 25 May 2023].
- 2011: Canadian Health Measures Survey (CHMS) 2011. Available from: <https://doi.org/10.25318/1310037301-eng> [Accessed 25 May 2023].
- 2013: Canadian Health Measures Survey (CHMS) 2013. Available from: <https://doi.org/10.25318/1310037301-eng> [Accessed 25 May 2023].
- 2015: Canadian Health Measures Survey (CHMS) 2015. Available from: <https://doi.org/10.25318/1310037301-eng> [Accessed 25 May 2023].
- 2017: Canadian Health Measures Survey (CHMS) 2017. Available from: <https://www150.statcan.gc.ca/t1/tbl1/en/tv.action?pid=1310037301&pickMembers%5B0%5D=3.3>. [Accessed 21 February 2019].
- 2019: Canadian Health Measures Survey (CHMS) 2019. Available from: <https://doi.org/10.25318/1310037301-eng> [Accessed 25 May 2023].

Unless otherwise noted, overweight refers to a BMI between 25kg and 29.9kg/m², obesity refers to a BMI greater than 30kg/m².

Different methodologies may have been used to collect this data and so data from different surveys may not be strictly comparable. Please check with original data sources for methodologies used.

Men and women



Survey type: Measured

References:

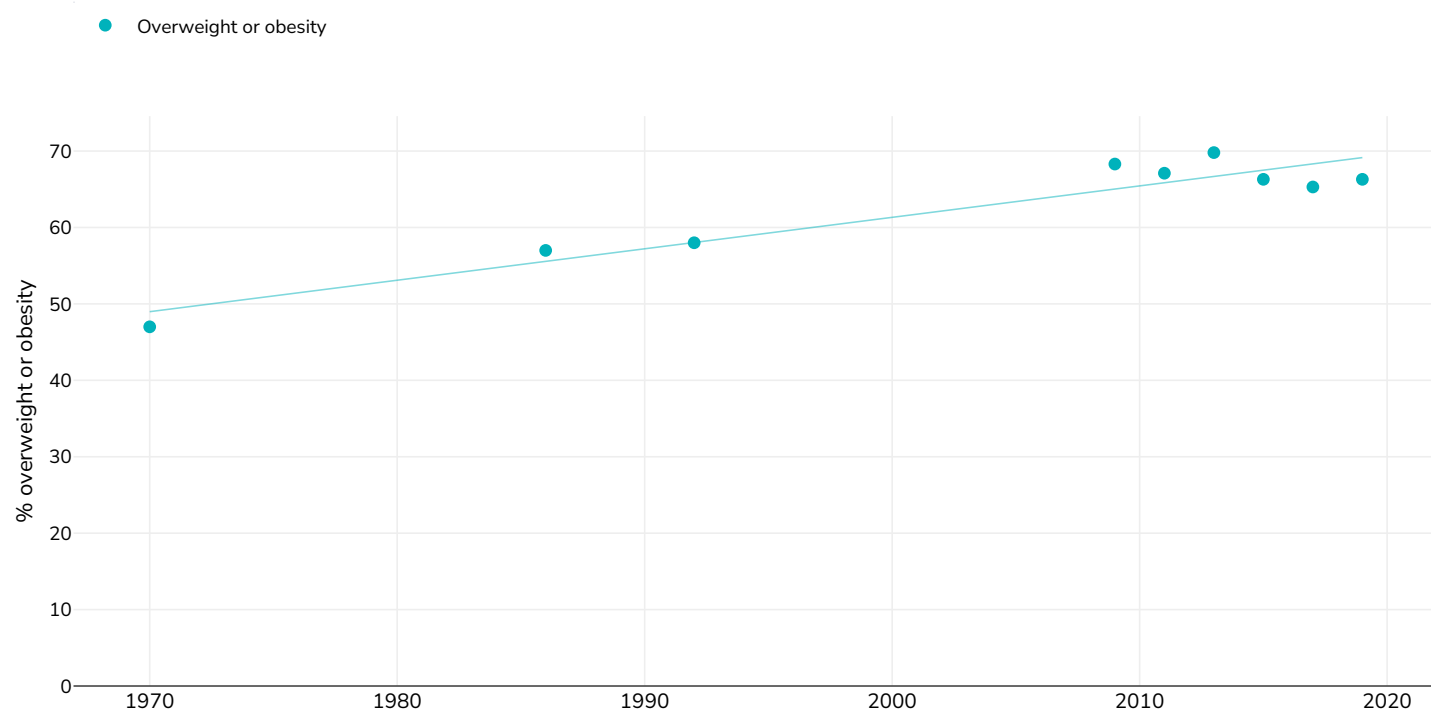
- 1970, 1992: Belanger-Ducharme F, Tremblay A. Prevalence of obesity in Canada. *Obesity Reviews* 2005;6:183-186
- 1986: Macdonald SM, Reeder BA, Chen Y, Despres JP. Obesity in Canada: a descriptive analysis. *Can Med Assoc.* 1997;157(Suppl 1):S3-S9
- 2009: Canadian Health Measures Survey (CHMS) 2009. Available from: <https://doi.org/10.25318/1310037301-eng> [Accessed 25 May 2023].
- 2011: Canadian Health Measures Survey (CHMS) 2011. Available from: <https://doi.org/10.25318/1310037301-eng> [Accessed 25 May 2023].
- 2013: Canadian Health Measures Survey (CHMS) 2013. Available from: <https://doi.org/10.25318/1310037301-eng> [Accessed 25 May 2023].
- 2015: Canadian Health Measures Survey (CHMS) 2015. Available from: <https://doi.org/10.25318/1310037301-eng> [Accessed 25 May 2023].
- 2017: Canadian Health Measures Survey (CHMS) 2017. Available from: <https://www150.statcan.gc.ca/t1/tbl1/en/tv.action?pid=1310037301&pickMembers%5B0%5D=3.3>. [Accessed 21 February 2019].
- 2019: Canadian Health Measures Survey (CHMS) 2019. Available from: <https://doi.org/10.25318/1310037301-eng> [Accessed 25 May 2023].

Unless otherwise noted, overweight refers to a BMI between 25kg and 29.9kg/m², obesity refers to a BMI greater than 30kg/m².

Different methodologies may have been used to collect this data and so data from different surveys may not be strictly comparable. Please check with original data sources for methodologies used.

% Adults living with overweight or obesity in Canada 1970-2017

Men



Survey type: Measured

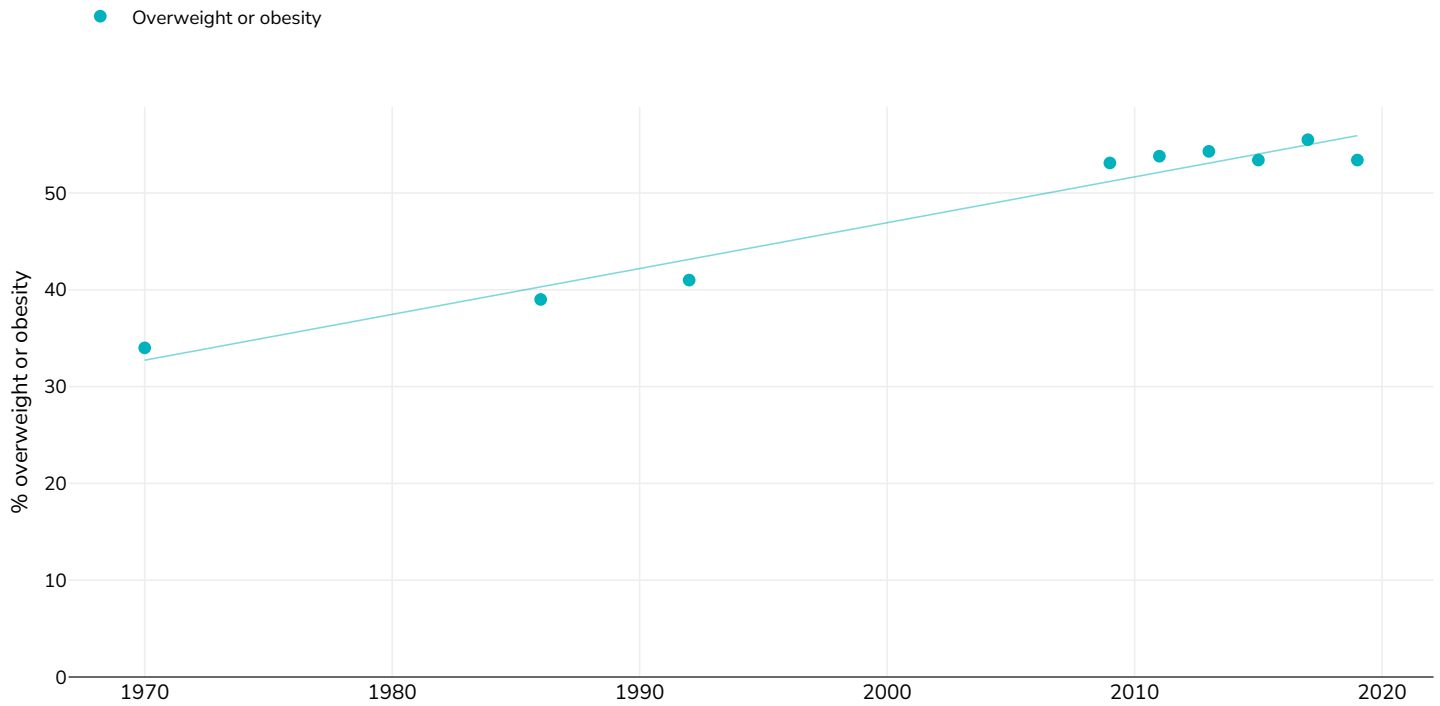
References:

- 1970, 1992: Belanger-Ducharme F, Tremblay A. Prevalence of obesity in Canada. *Obesity Reviews* 2005;6:183-186
- 1986: Macdonald SM, Reeder BA, Chen Y, Despres JP. Obesity in Canada: a descriptive analysis. *Can Med Assoc.* 1997;157(Suppl 1):S3-S9
- 2009: Canadian Health Measures Survey (CHMS) 2009. Available from: <https://doi.org/10.25318/1310037301-eng> [Accessed 25 May 2023].
- 2011: Canadian Health Measures Survey (CHMS) 2011. Available from: <https://doi.org/10.25318/1310037301-eng> [Accessed 25 May 2023].
- 2013: Canadian Health Measures Survey (CHMS) 2013. Available from: <https://doi.org/10.25318/1310037301-eng> [Accessed 25 May 2023].
- 2015: Canadian Health Measures Survey (CHMS) 2015. Available from: <https://doi.org/10.25318/1310037301-eng> [Accessed 25 May 2023].
- 2017: Canadian Health Measures Survey (CHMS) 2017. Available from: <https://www150.statcan.gc.ca/t1/tbl1/en/tv.action?pid=1310037301&pickMembers%5B0%5D=3.3>. [Accessed 21 February 2019].
- 2019: Canadian Health Measures Survey (CHMS) 2019. Available from: <https://doi.org/10.25318/1310037301-eng> [Accessed 25 May 2023].

Unless otherwise noted, overweight refers to a BMI between 25kg and 29.9kg/m², obesity refers to a BMI greater than 30kg/m².

Different methodologies may have been used to collect this data and so data from different surveys may not be strictly comparable. Please check with original data sources for methodologies used.

Women



Survey type: Measured

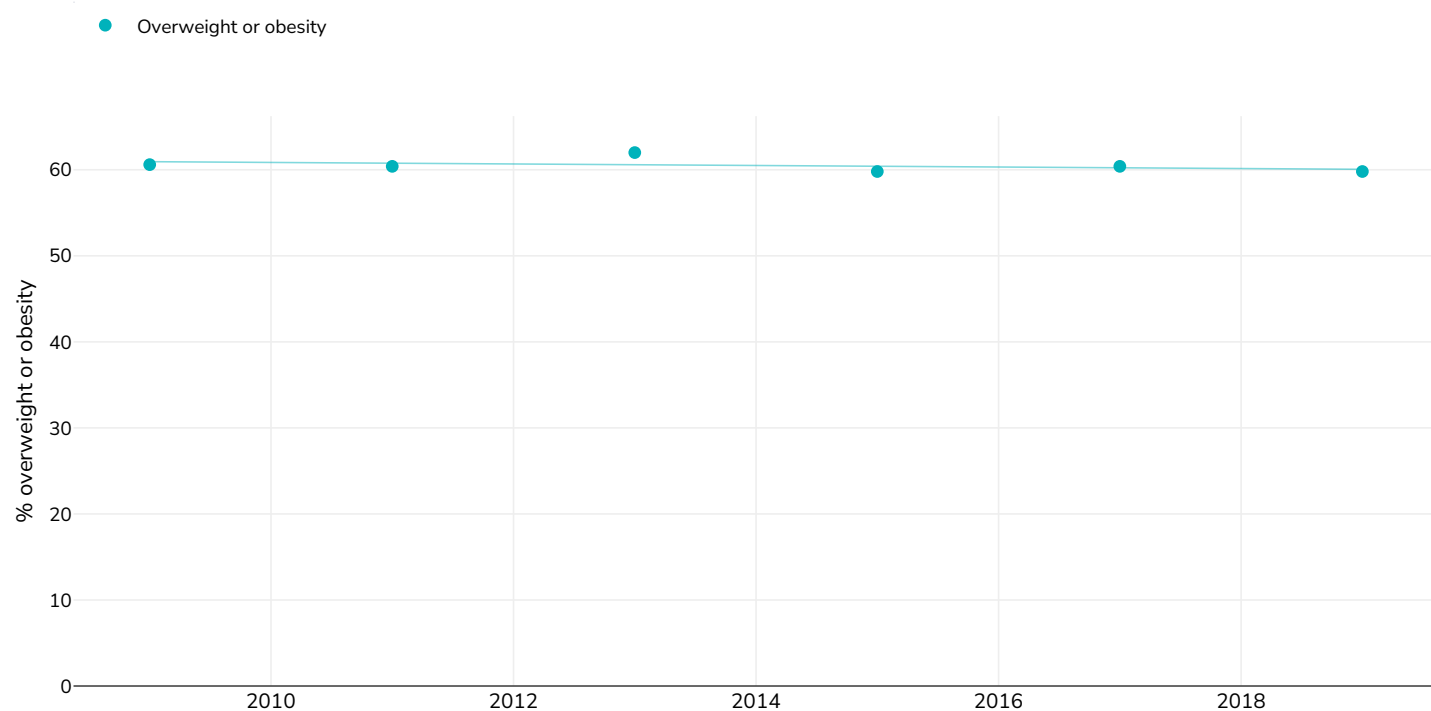
References:

- 1970, 1992: Belanger-Ducharme F, Tremblay A. Prevalence of obesity in Canada. *Obesity Reviews* 2005;6:183-186
- 1986: Macdonald SM, Reeder BA, Chen Y, Despres JP. Obesity in Canada: a descriptive analysis. *Can Med Assoc.* 1997;157(Suppl 1):S3-S9
- 2009: Canadian Health Measures Survey (CHMS) 2009. Available from: <https://doi.org/10.25318/1310037301-eng> [Accessed 25 May 2023].
- 2011: Canadian Health Measures Survey (CHMS) 2011. Available from: <https://doi.org/10.25318/1310037301-eng> [Accessed 25 May 2023].
- 2013: Canadian Health Measures Survey (CHMS) 2013. Available from: <https://doi.org/10.25318/1310037301-eng> [Accessed 25 May 2023].
- 2015: Canadian Health Measures Survey (CHMS) 2015. Available from: <https://doi.org/10.25318/1310037301-eng> [Accessed 25 May 2023].
- 2017: Canadian Health Measures Survey (CHMS) 2017. Available from: <https://www150.statcan.gc.ca/t1/tbl1/en/tv.action?pid=1310037301&pickMembers%5B0%5D=3.3>. [Accessed 21 February 2019].
- 2019: Canadian Health Measures Survey (CHMS) 2019. Available from: <https://doi.org/10.25318/1310037301-eng> [Accessed 25 May 2023].

Unless otherwise noted, overweight refers to a BMI between 25kg and 29.9kg/m², obesity refers to a BMI greater than 30kg/m².

Different methodologies may have been used to collect this data and so data from different surveys may not be strictly comparable. Please check with original data sources for methodologies used.

Men and women



Survey type: Measured

References:

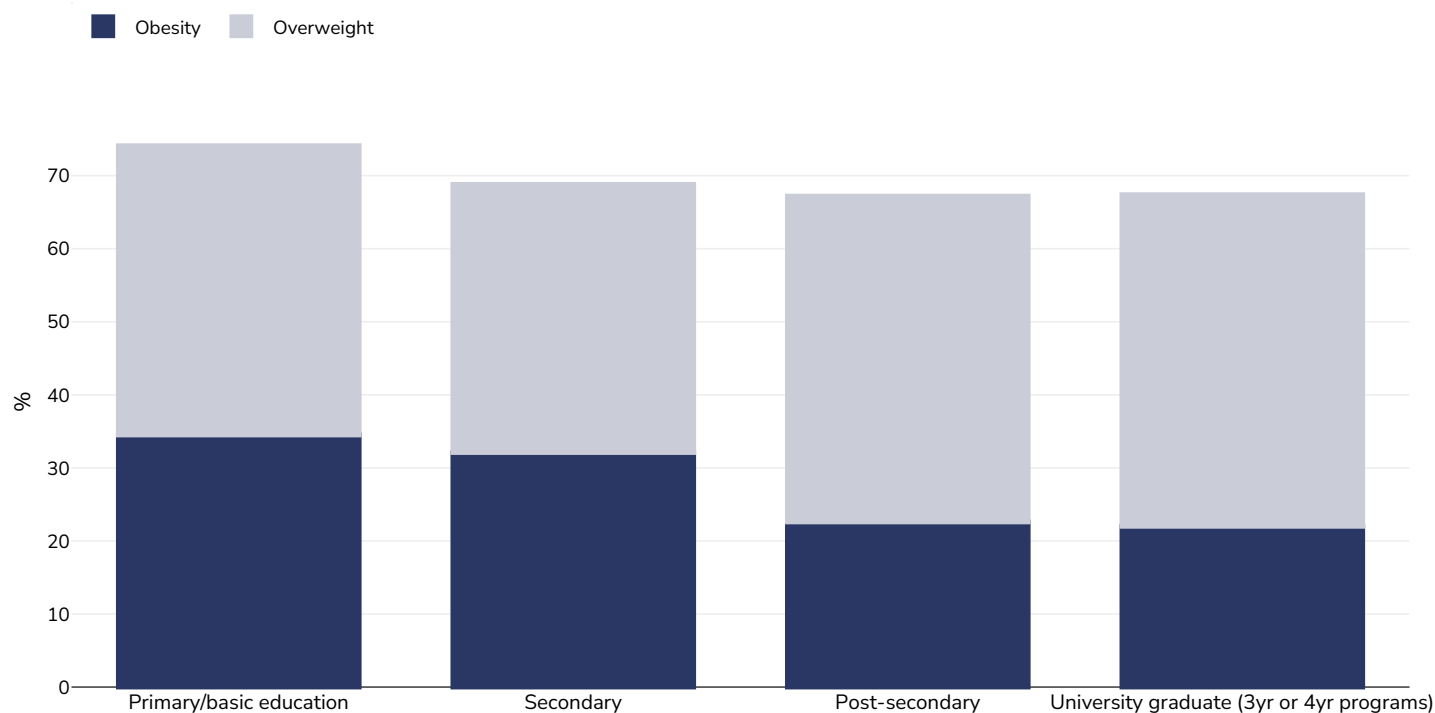
- 1970, 1992: Belanger-Ducharme F, Tremblay A. Prevalence of obesity in Canada. *Obesity Reviews* 2005;6:183-186
- 1986: Macdonald SM, Reeder BA, Chen Y, Despres JP. Obesity in Canada: a descriptive analysis. *Can Med Assoc.* 1997;157(Suppl 1):S3-S9
- 2009: Canadian Health Measures Survey (CHMS) 2009. Available from: <https://doi.org/10.25318/1310037301-eng> [Accessed 25 May 2023].
- 2011: Canadian Health Measures Survey (CHMS) 2011. Available from: <https://doi.org/10.25318/1310037301-eng> [Accessed 25 May 2023].
- 2013: Canadian Health Measures Survey (CHMS) 2013. Available from: <https://doi.org/10.25318/1310037301-eng> [Accessed 25 May 2023].
- 2015: Canadian Health Measures Survey (CHMS) 2015. Available from: <https://doi.org/10.25318/1310037301-eng> [Accessed 25 May 2023].
- 2017: Canadian Health Measures Survey (CHMS) 2017. Available from: <https://www150.statcan.gc.ca/t1/tbl1/en/tv.action?pid=1310037301&pickMembers%5B0%5D=3.3>. [Accessed 21 February 2019].
- 2019: Canadian Health Measures Survey (CHMS) 2019. Available from: <https://doi.org/10.25318/1310037301-eng> [Accessed 25 May 2023].

Unless otherwise noted, overweight refers to a BMI between 25kg and 29.9kg/m², obesity refers to a BMI greater than 30kg/m².

Different methodologies may have been used to collect this data and so data from different surveys may not be strictly comparable. Please check with original data sources for methodologies used.

Overweight/obesity by education

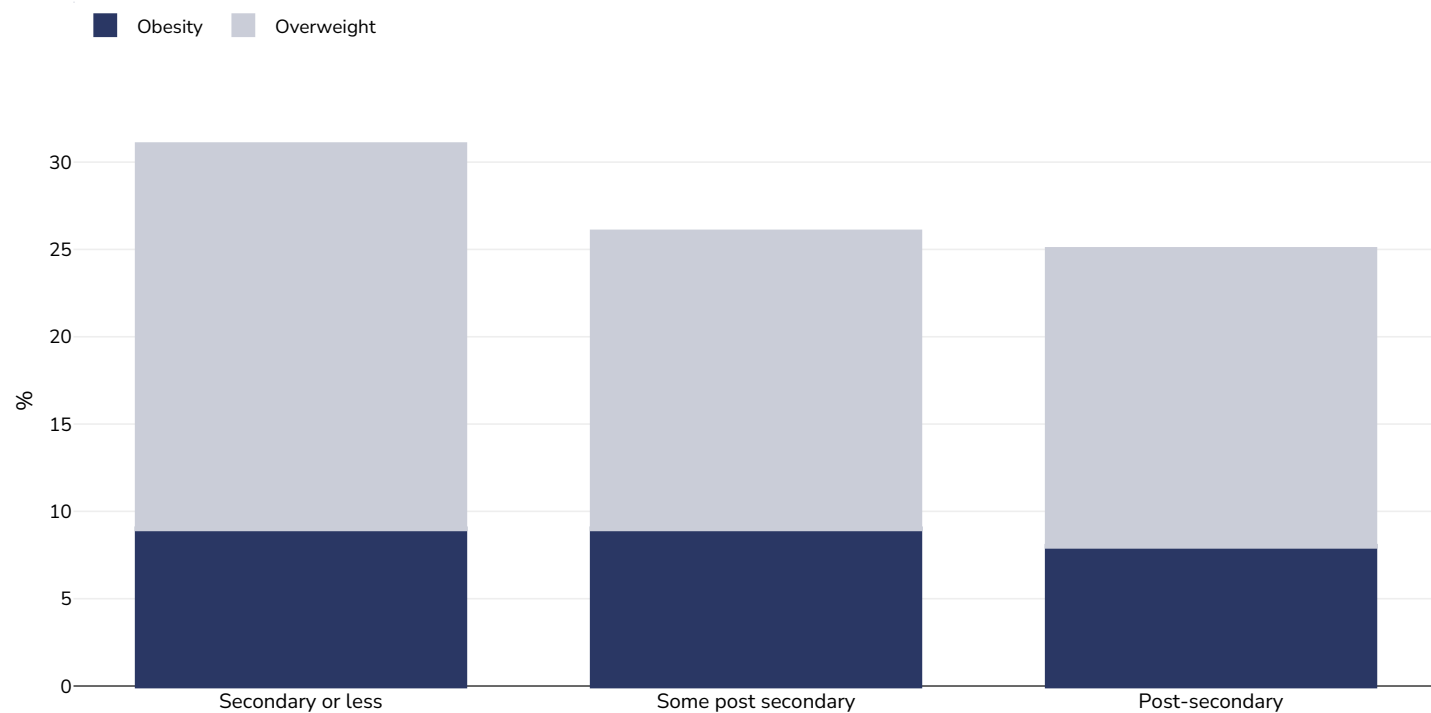
Adults, 2004



Survey type:	Measured
Age:	25-64
Sample size:	8383
Area covered:	National
References:	Canadian Community Survey 2004
Notes:	Treat Post Secondary obesity figure with caution

Unless otherwise noted, overweight refers to a BMI between 25kg and 29.9kg/m², obesity refers to a BMI greater than 30kg/m².

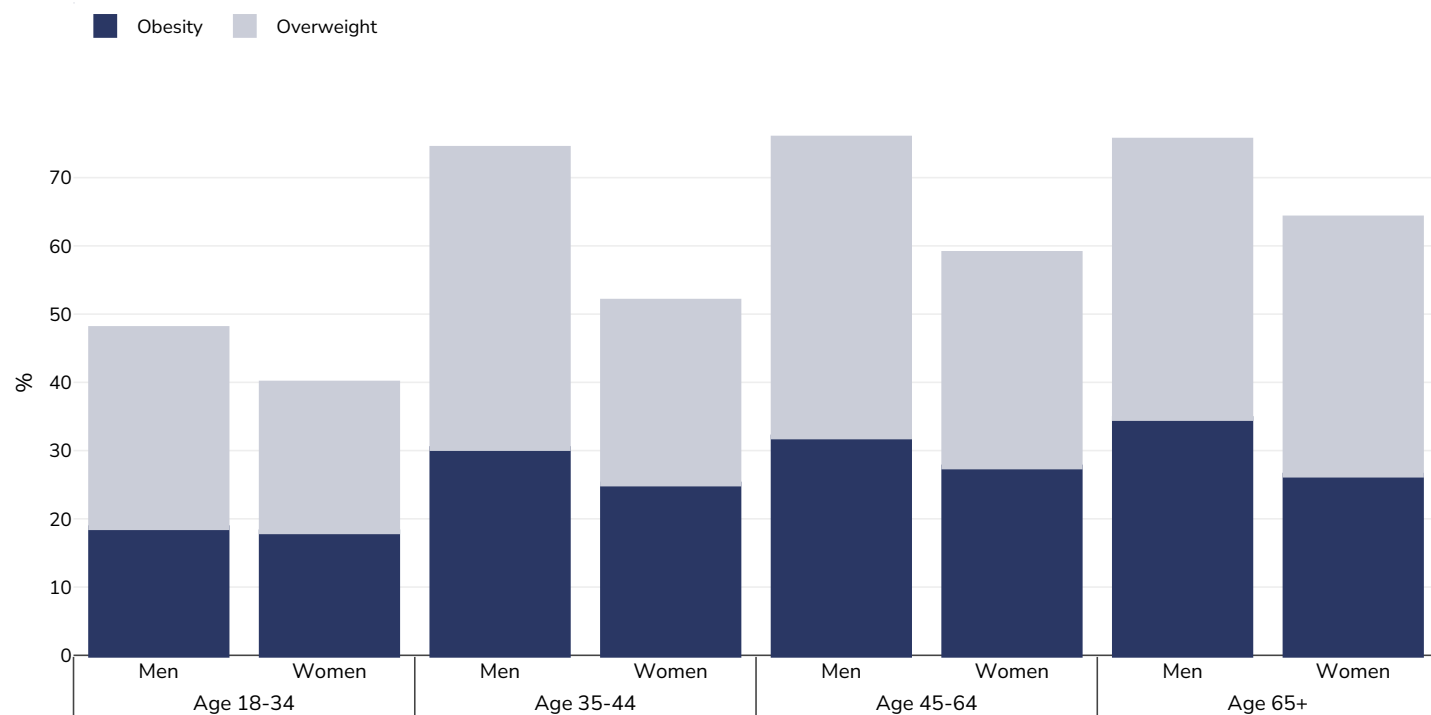
Children, 2004



Survey type:	Measured
Age:	2-17
Sample size:	8661
Area covered:	National
References:	Canadian Community Survey 2004
Notes:	Treat Post Secondary Obese figure with caution IOTF International Cut off used
Cutoffs:	IOTF

Overweight/obesity by age

Adults, 2015



Survey type:

Measured

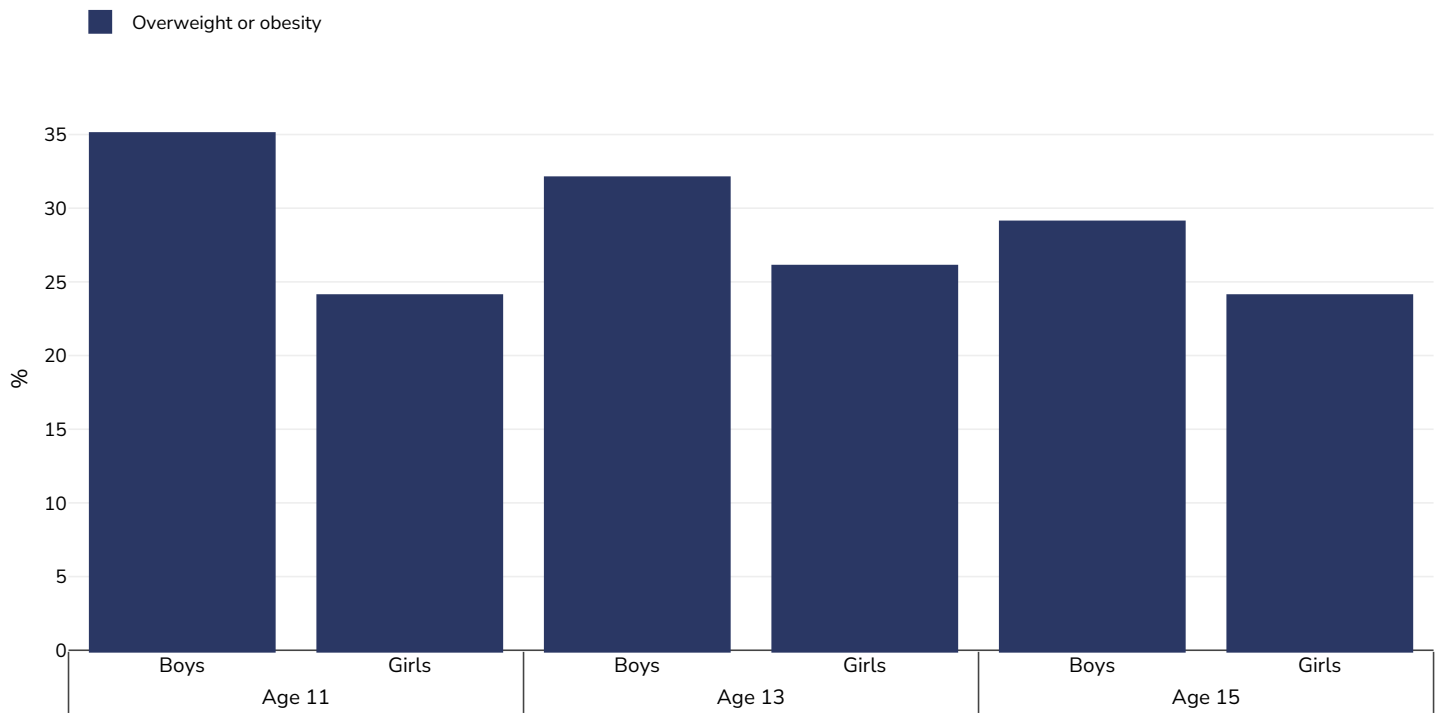
Area covered:

National

References: Statistics Canada. Table 13-10-0794-01 Measured adult body mass index (BMI) (World Health Organization classification), by age group and sex, Canada and provinces, Canadian Community Health Survey - Nutrition DOI: <https://doi.org/10.25318/1310079401-eng>

Unless otherwise noted, overweight refers to a BMI between 25kg and 29.9kg/m², obesity refers to a BMI greater than 30kg/m².

Children, 2021-2022



Survey type: Self-reported

Area covered: See Report

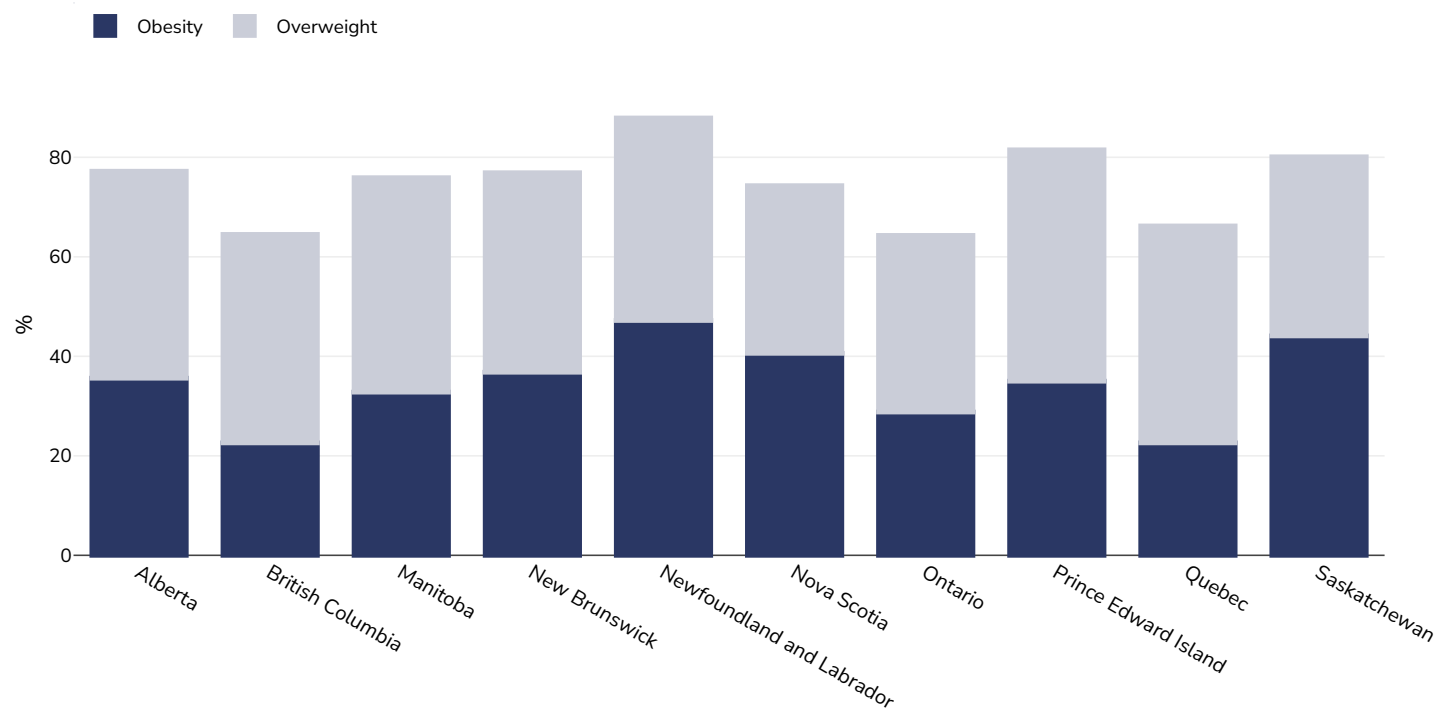
References: Rakić JG, Hamrik Z, Dzielska A, Felder-Puig R, Oja L, Bakalár P et al. A focus on adolescent physical activity, eating behaviours, weight status and body image in Europe, central Asia and Canada. Health Behaviour in School-aged Children (HBSC) international report from the 2021/2022 survey. Volume 4. Copenhagen: WHO Regional Office for Europe; 2024. 'Any translation was not created by the World Health Organization (WHO). WHO is not responsible for the content or accuracy of this translation. The original English edition shall be the binding and authentic edition'

Notes: HBSC aims to survey approximately 1500 pupils per age group in each country or region (totaling around 4500)

Cutoffs: +2SD

Overweight/obesity by region

Men, 2015



Survey type: Measured

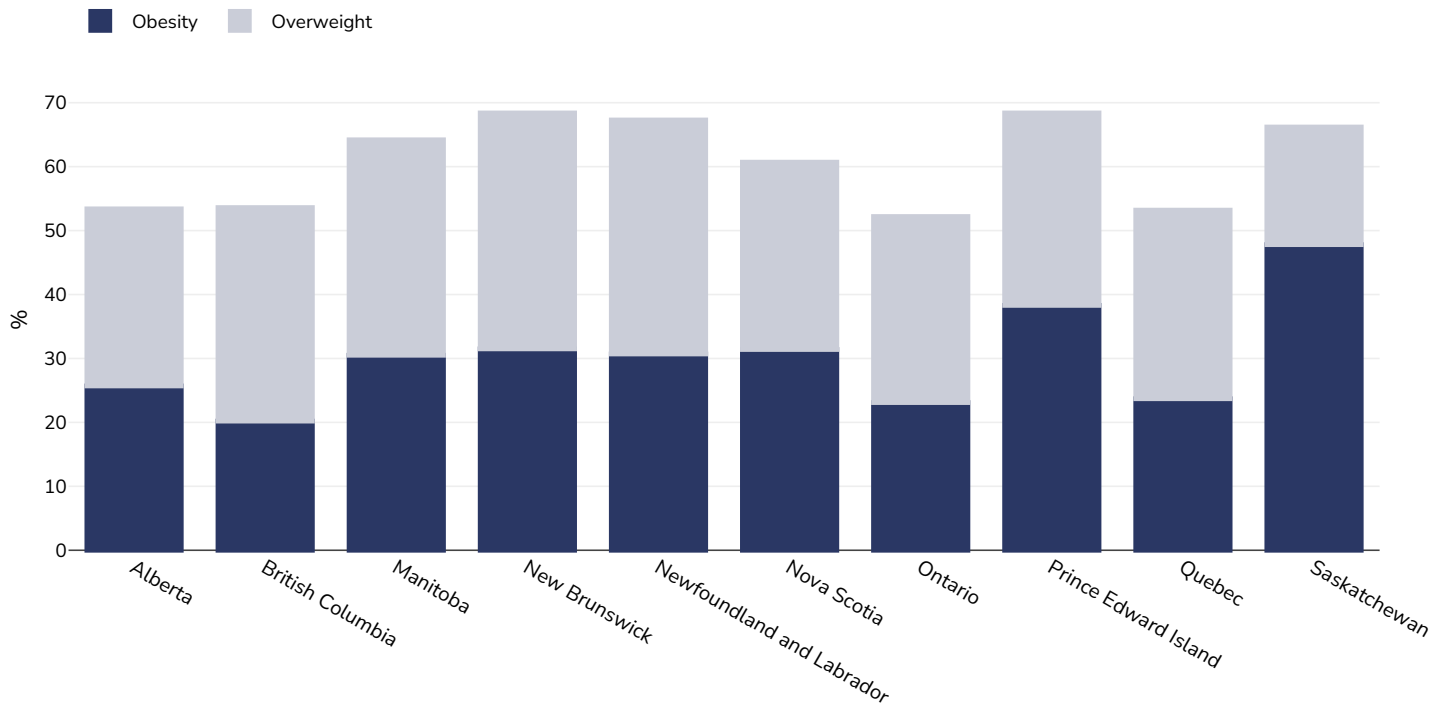
Age: 18+

Area covered: National

References: Statistics Canada. Table 13-10-0794-01 Measured adult body mass index (BMI) (World Health Organization classification), by age group and sex, Canada and provinces, Canadian Community Health Survey - Nutrition DOI: <https://doi.org/10.25318/1310079401-eng>

Unless otherwise noted, overweight refers to a BMI between 25kg and 29.9kg/m², obesity refers to a BMI greater than 30kg/m².

Women, 2015



Survey type: Measured

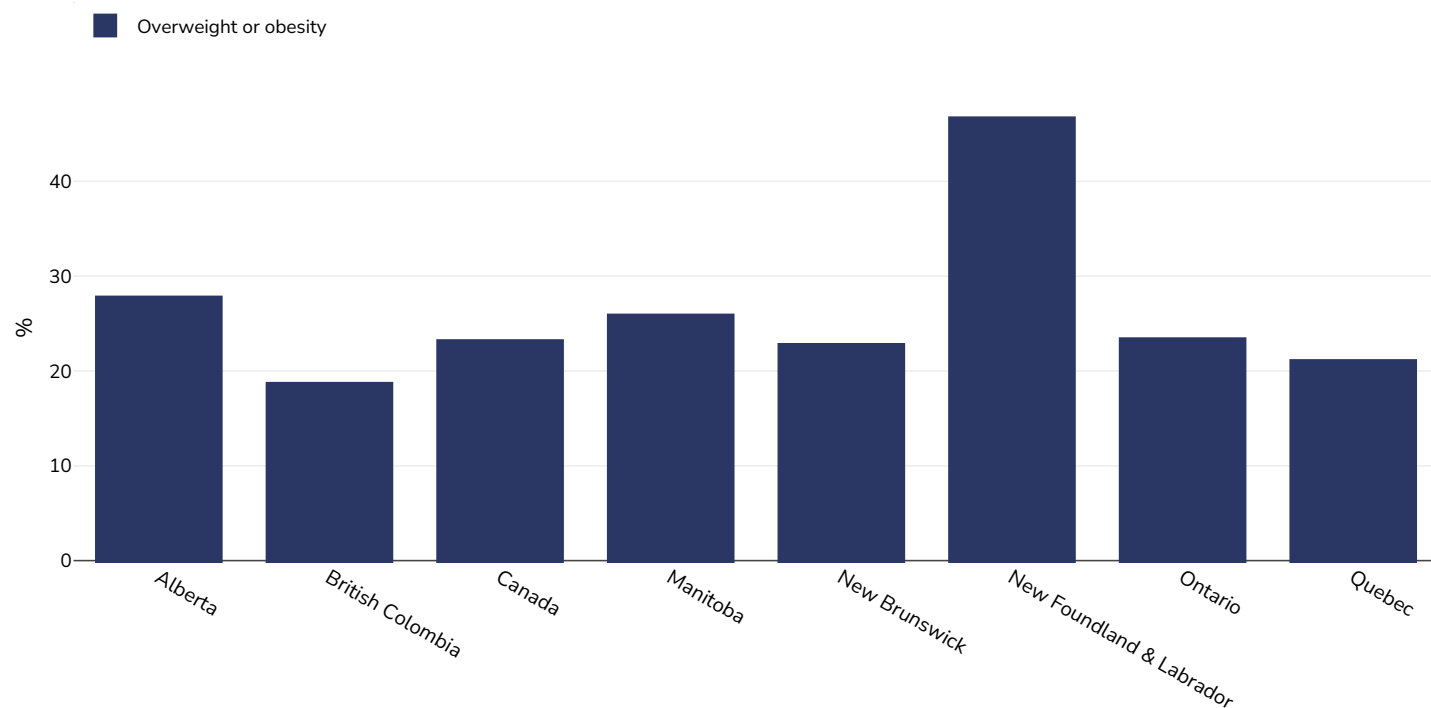
Age: 18+

Area covered: National

References: Statistics Canada. Table 13-10-0794-01 Measured adult body mass index (BMI) (World Health Organization classification), by age group and sex, Canada and provinces, Canadian Community Health Survey - Nutrition DOI: <https://doi.org/10.25318/1310079401-eng>

Unless otherwise noted, overweight refers to a BMI between 25kg and 29.9kg/m², obesity refers to a BMI greater than 30kg/m².

Children, 2014



Survey type: Self-reported

Age: 12-17

Area covered: National Survey

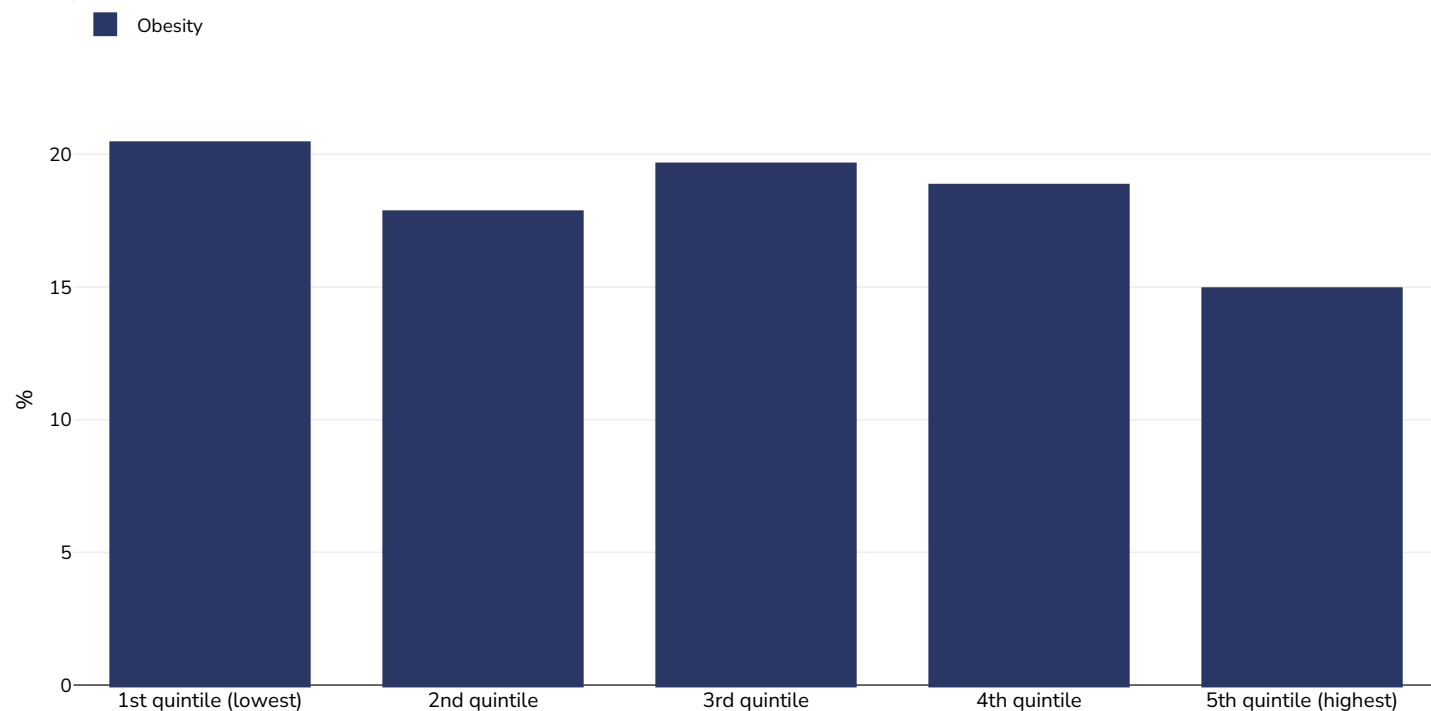
References: Canadian Community Health Survey 2014, Statistics Canada <http://www.statcan.gc.ca/tables-tableaux/sum-som/l01/cst01/health84b-eng.htm> (accessed 27th Feb 2018)

Notes: IOTF International Cut Off's Applied Some regions supplied % but results considered unreliable as sample too small

Cutoffs: IOTF

Overweight/obesity by socio-economic group

Men, 2002-2003



Survey type: Self-reported

Age: 18+

Sample size: 2221

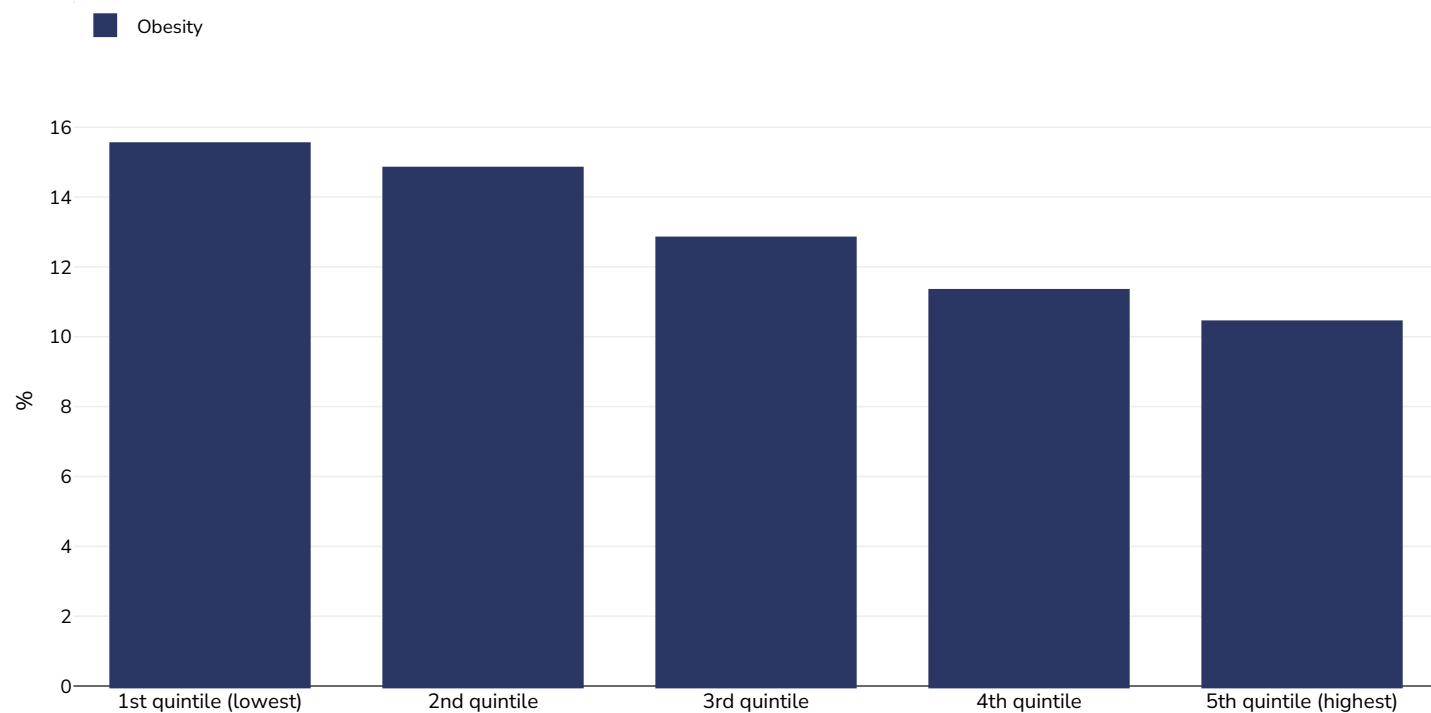
Area covered: National

References: Siddiqi A, Brown R, Nguyen QC, Loopstra R, Kawachi I. Cross-national comparison of socioeconomic inequalities in obesity in the United States and Canada. *International Journal for Equity in Health*. 2015;14:116. doi:10.1186/s12939-015-0251-2.

Notes: SELF REPORTED DATA

Unless otherwise noted, overweight refers to a BMI between 25kg and 29.9kg/m², obesity refers to a BMI greater than 30kg/m².

Women, 2002-2003



Survey type: Self-reported

Age: 18+

Sample size: 2221

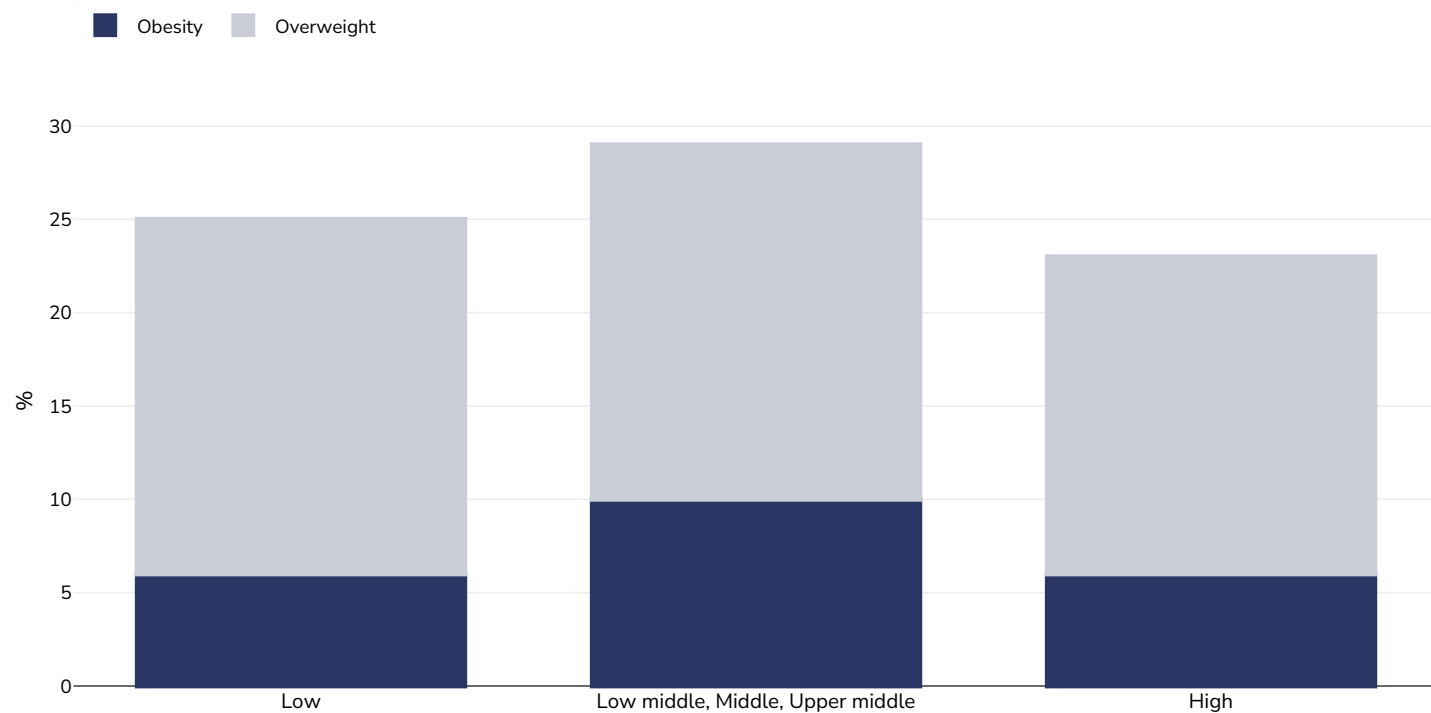
Area covered: National

References: Siddiqi A, Brown R, Nguyen QC, Loopstra R, Kawachi I. Cross-national comparison of socioeconomic inequalities in obesity in the United States and Canada. *International Journal for Equity in Health*. 2015;14:116. doi:10.1186/s12939-015-0251-2.

Notes: SELF REPORTED DATA

Unless otherwise noted, overweight refers to a BMI between 25kg and 29.9kg/m², obesity refers to a BMI greater than 30kg/m².

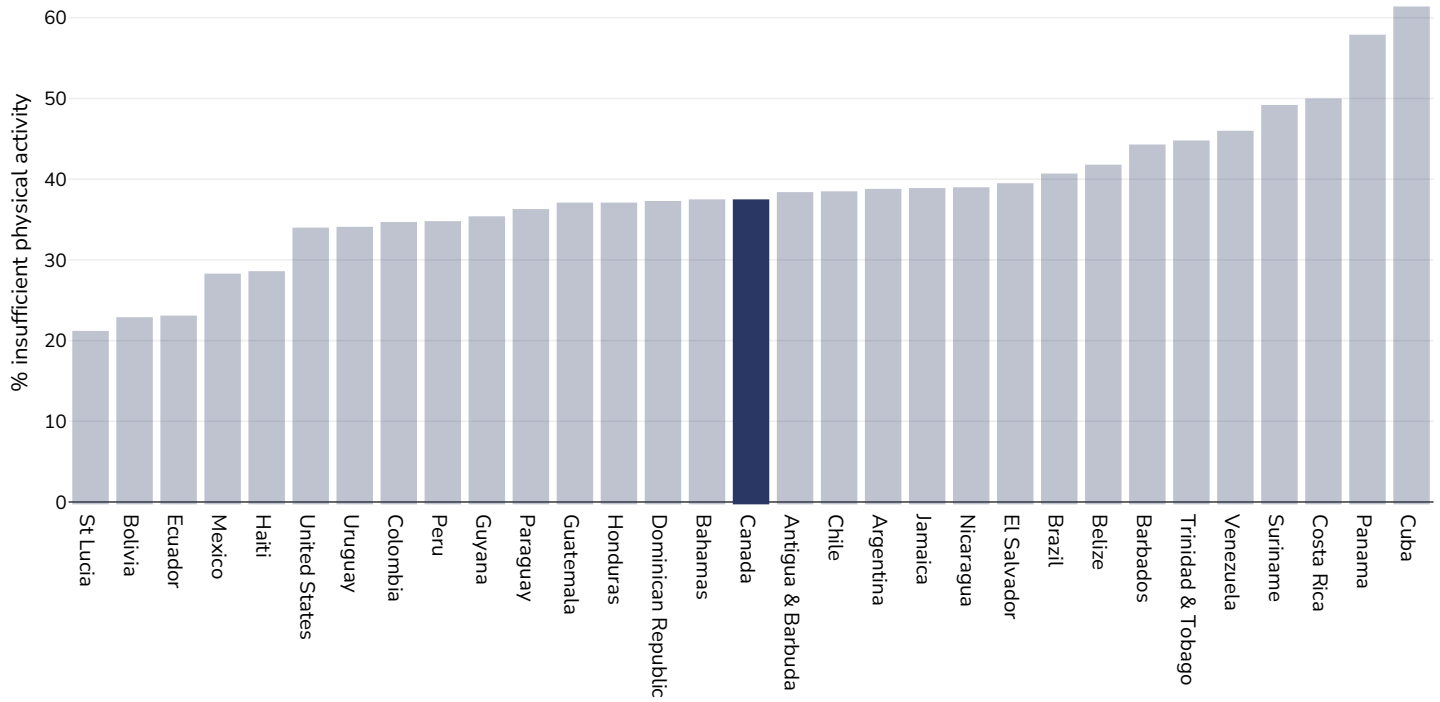
Children, 2004



Survey type:	Measured
Age:	2-17
Sample size:	8661
Area covered:	National
References:	Canadian Community Survey 2004
Notes:	Treat Low income figures with caution (see paper for full details) IOTF International Cut off used
Cutoffs:	IOTF

Insufficient physical activity

Adults, 2022



Survey type: Self-reported

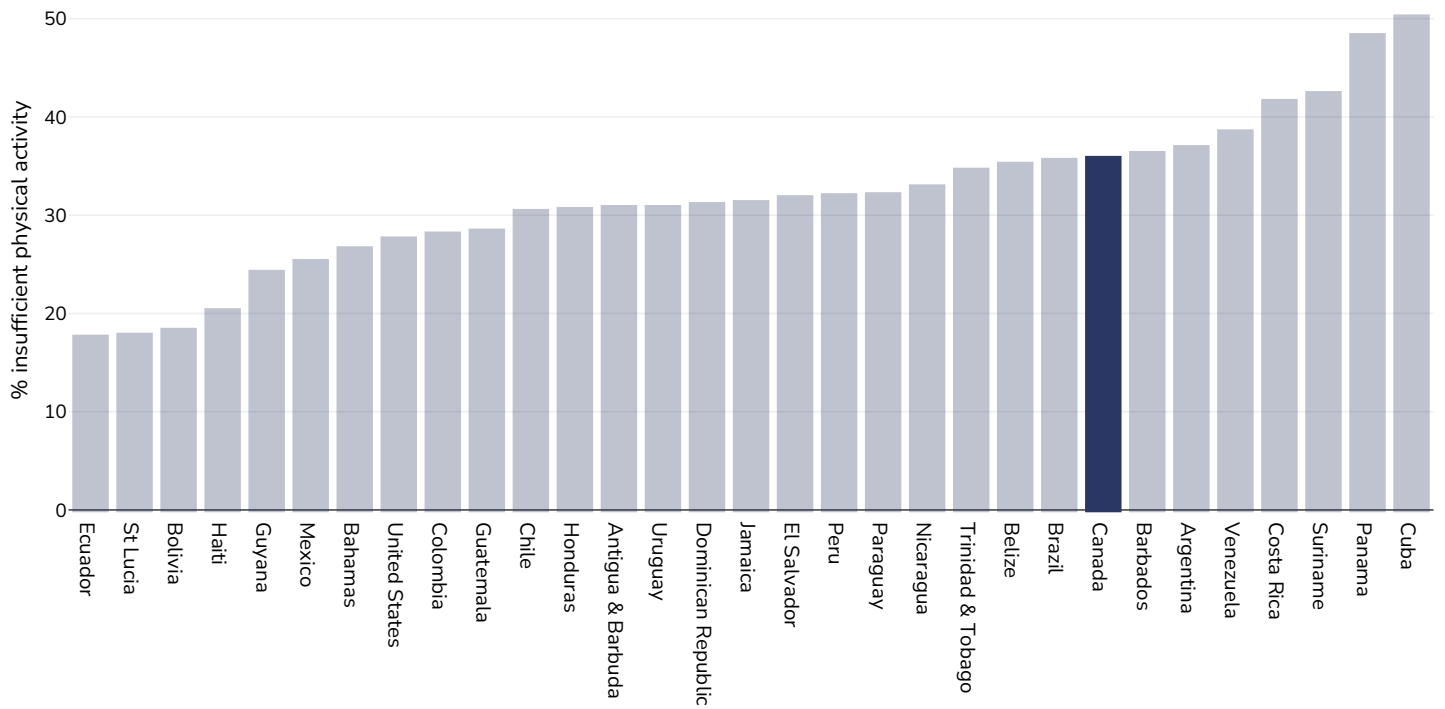
Age: 18+

Area covered: National

References: WHO (2024). Prevalence of insufficient physical activity among adults aged 18-years age-standardized estimate in 2022. Available at [https://www.who.int/data/gho/data/indicators/indicator-details/GHO/prevalence-of-insufficient-physical-activity-among-adults-aged-18-years-\(age-standardized-estimate\)-\(-\)](https://www.who.int/data/gho/data/indicators/indicator-details/GHO/prevalence-of-insufficient-physical-activity-among-adults-aged-18-years-(age-standardized-estimate)-(-))

Definitions: Percent of population attaining less than 150 minutes of moderate-intensity physical activity per week, or less than 75 minutes of vigorous-intensity physical activity per week, or equivalent.

Men, 2022



Survey type: Self-reported

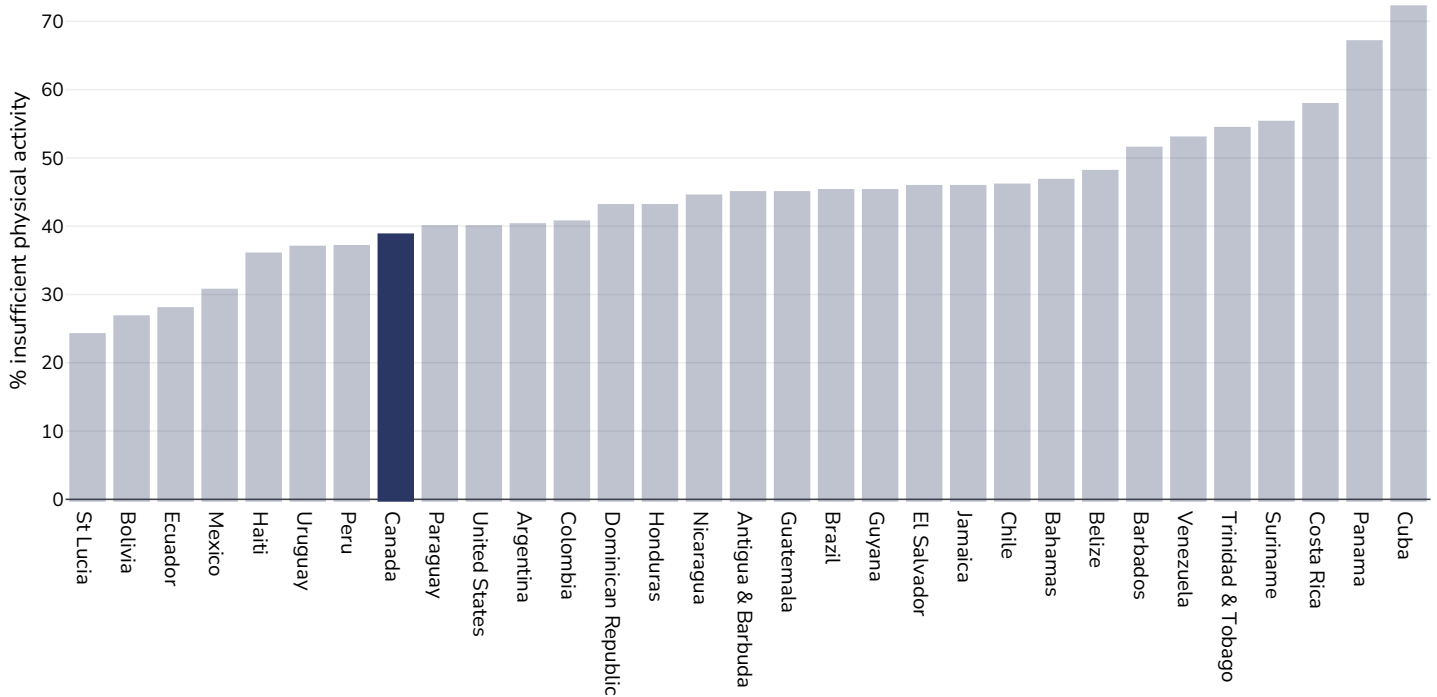
Age: 18+

Area covered: National

References: WHO (2024). Prevalence of insufficient physical activity among adults aged 18-years age-standardized estimate in 2022. Available at [https://www.who.int/data/gho/data/indicators/indicator-details/GHO/prevalence-of-insufficient-physical-activity-among-adults-aged-18-years-\(age-standardized-estimate\)-\(-\)](https://www.who.int/data/gho/data/indicators/indicator-details/GHO/prevalence-of-insufficient-physical-activity-among-adults-aged-18-years-(age-standardized-estimate)-(-))

Definitions: Percent of population attaining less than 150 minutes of moderate-intensity physical activity per week, or less than 75 minutes of vigorous-intensity physical activity per week, or equivalent.

Women, 2022



Survey type: Self-reported

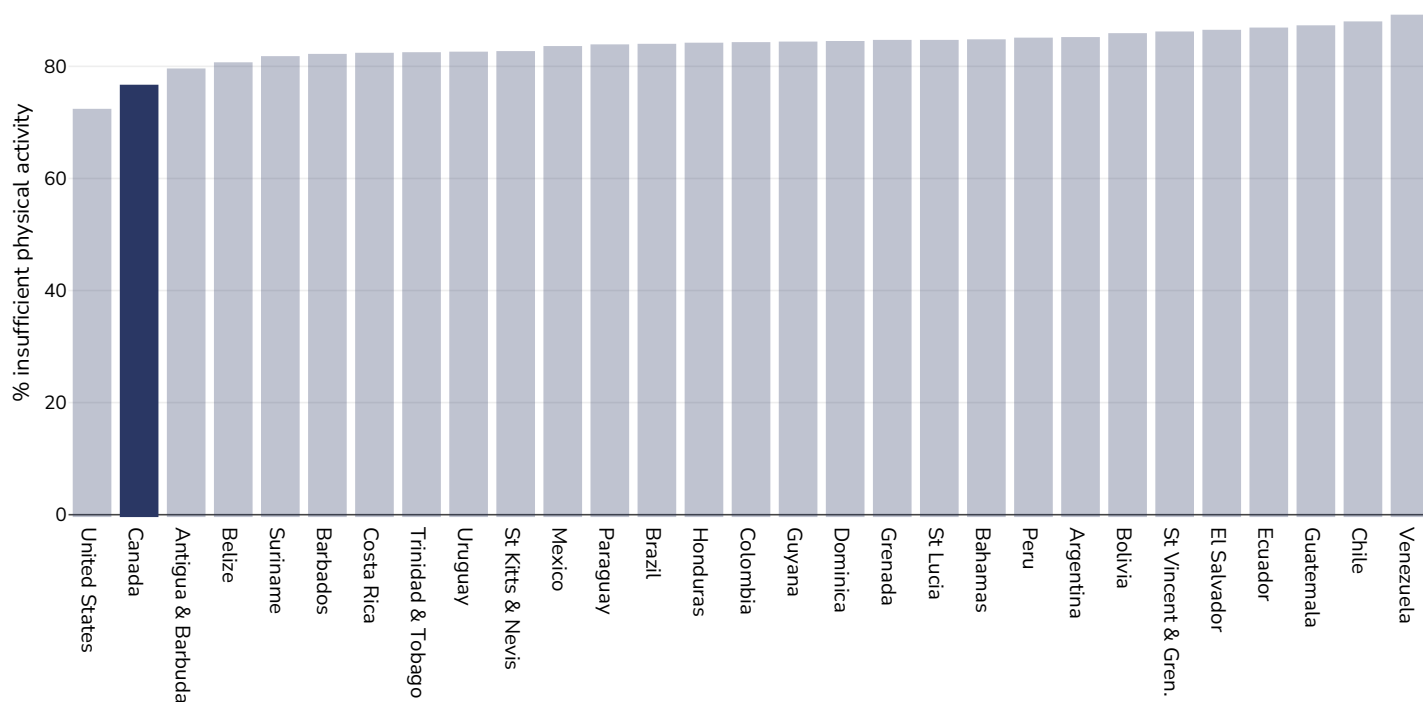
Age: 18+

Area covered: National

References: WHO (2024). Prevalence of insufficient physical activity among adults aged 18-years age-standardized estimate in 2022. Available at [https://www.who.int/data/gho/data/indicators/indicator-details/GHO/prevalence-of-insufficient-physical-activity-among-adults-aged-18-years-\(age-standardized-estimate\)-\(-\)](https://www.who.int/data/gho/data/indicators/indicator-details/GHO/prevalence-of-insufficient-physical-activity-among-adults-aged-18-years-(age-standardized-estimate)-(-))

Definitions: Percent of population attaining less than 150 minutes of moderate-intensity physical activity per week, or less than 75 minutes of vigorous-intensity physical activity per week, or equivalent.

Children, 2016



Survey type:

Self-reported

Age:

11-17

References:

Global Health Observatory data repository, World Health Organisation, <https://apps.who.int/gho/data/node.main.A893ADO?lang=en> (last accessed 16.03.21)

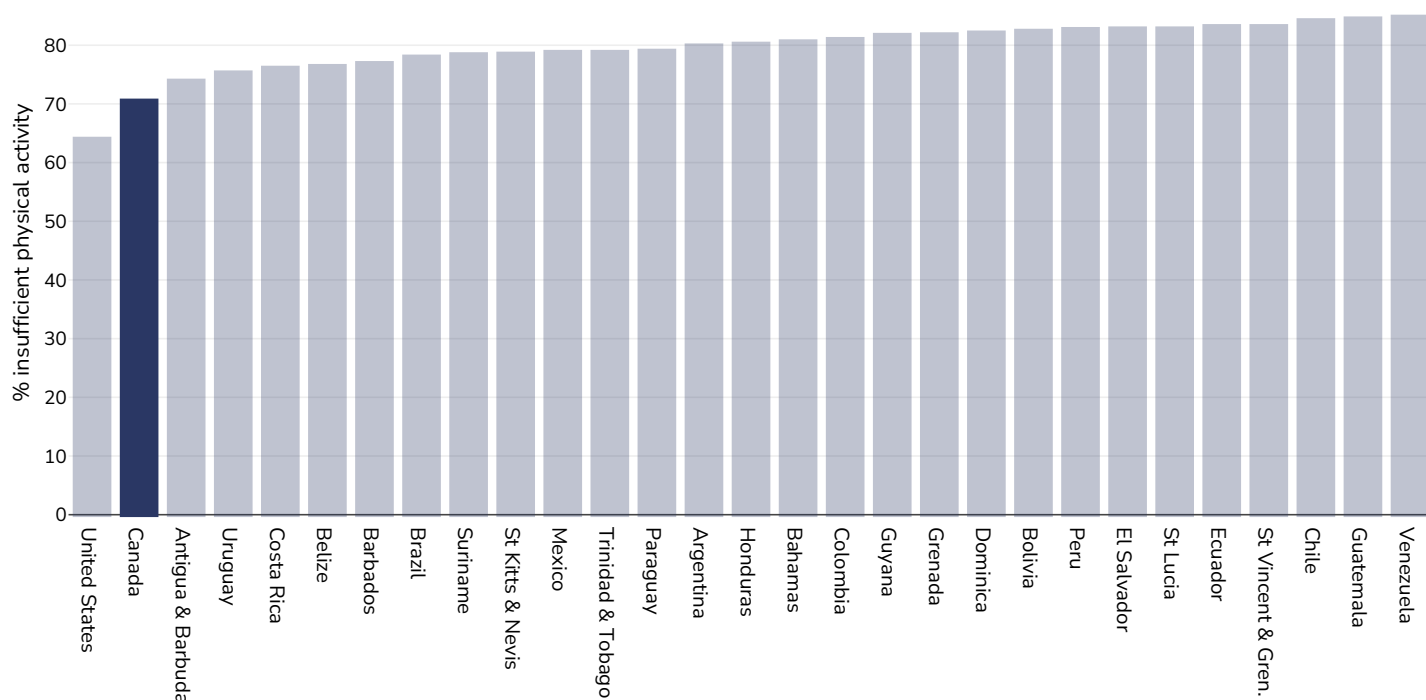
Notes:

% of school going adolescents not meeting WHO recommendations on Physical Activity for Health, i.e. doing less than 60 minutes of moderate- to vigorous-intensity physical activity daily.

Definitions:

% Adolescents insufficiently active (age standardised estimate)

Boys, 2016



Survey type: Self-reported

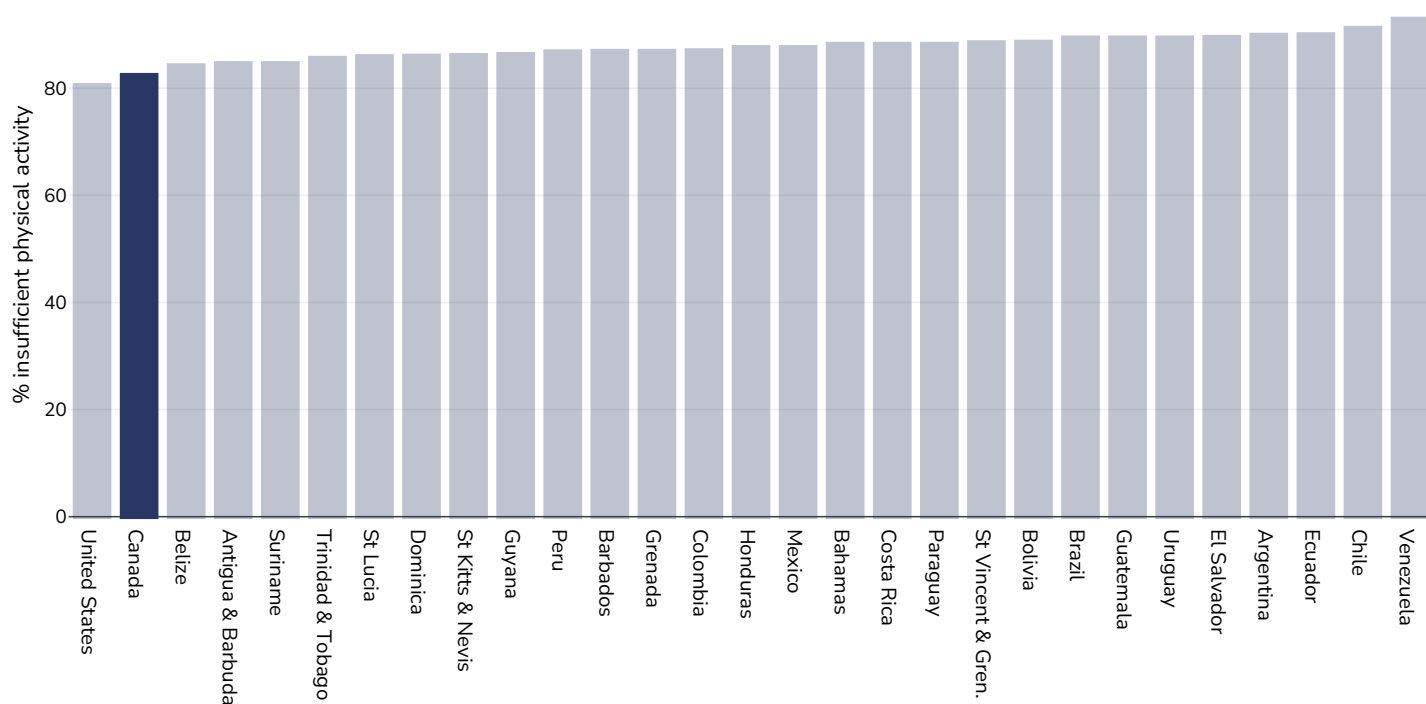
Age: 11-17

References: Global Health Observatory data repository, World Health Organisation, <https://apps.who.int/gho/data/node.main.A893ADO?lang=en> (last accessed 16.03.21)

Notes: % of school going adolescents not meeting WHO recommendations on Physical Activity for Health, i.e. doing less than 60 minutes of moderate- to vigorous-intensity physical activity daily.

Definitions: % Adolescents insufficiently active (age standardised estimate)

Girls, 2016



Survey type: Self-reported

Age: 11-17

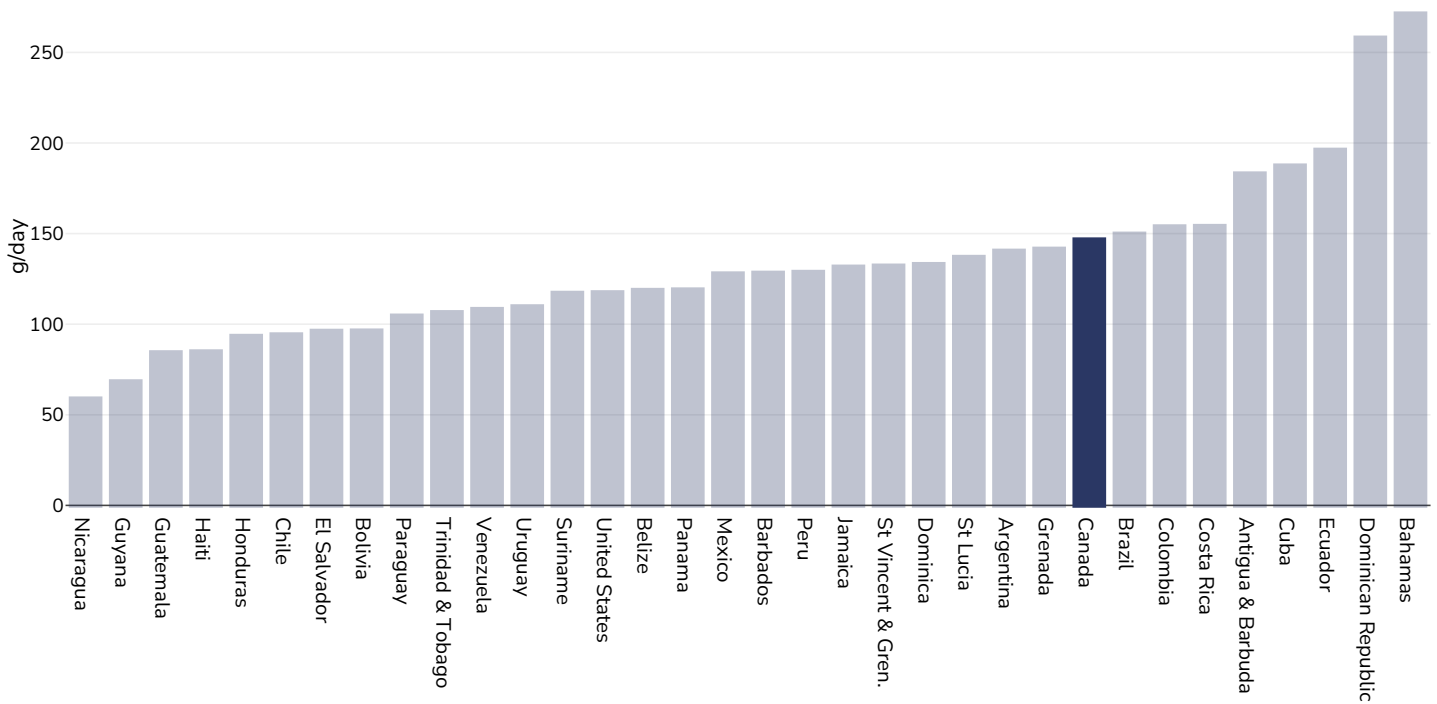
References: Global Health Observatory data repository, World Health Organisation, <https://apps.who.int/gho/data/node.main.A893ADO?lang=en> (last accessed 16.03.21)

Notes: % of school going adolescents not meeting WHO recommendations on Physical Activity for Health, i.e. doing less than 60 minutes of moderate- to vigorous-intensity physical activity daily.

Definitions: % Adolescents insufficiently active (age standardised estimate)

Estimated per capita fruit intake

Adults, 2017



Survey type:

Measured

Age:

25+

References:

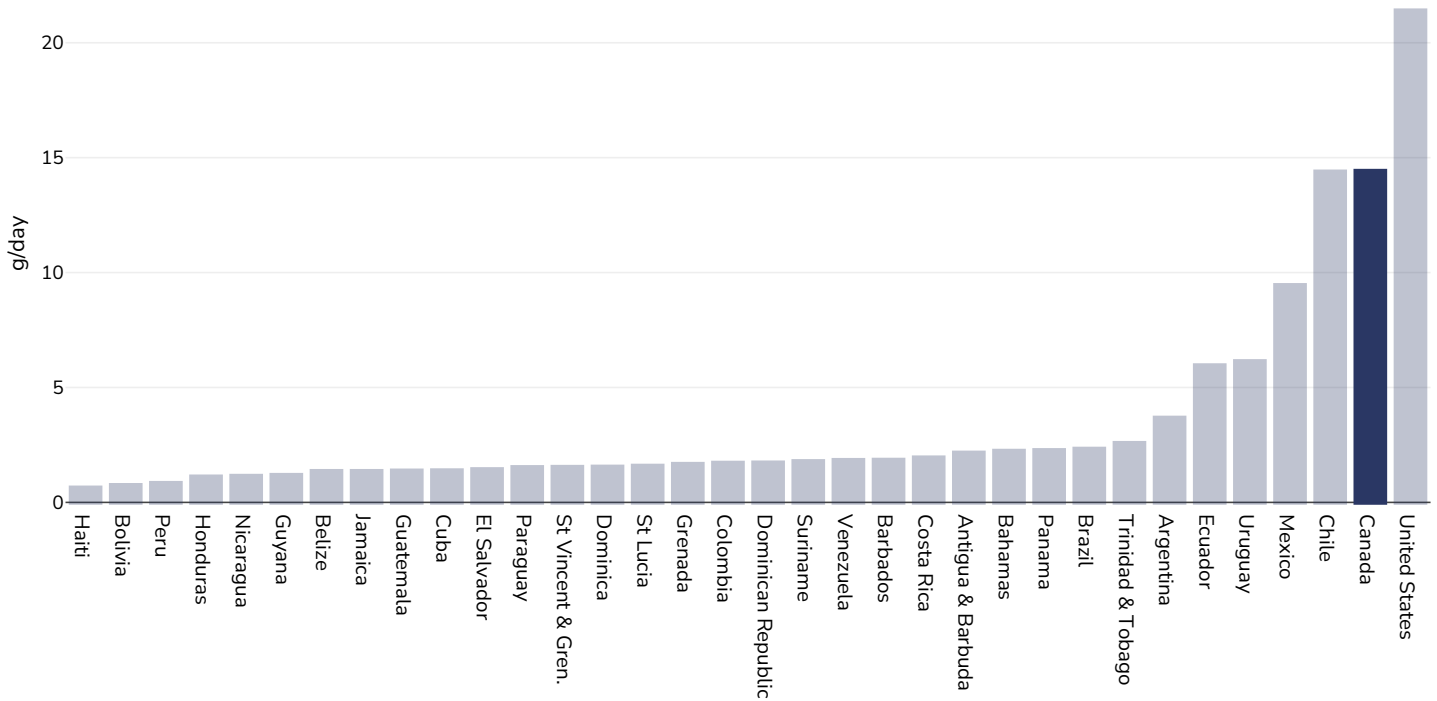
Global Burden of Disease, the Institute for Health Metrics and Evaluation <http://ghdx.healthdata.org/>

Definitions:

Estimated per-capita fruit intake (g/day)

Estimated per-capita processed meat intake

Adults, 2017



Survey type:

Measured

Age:

25+

References:

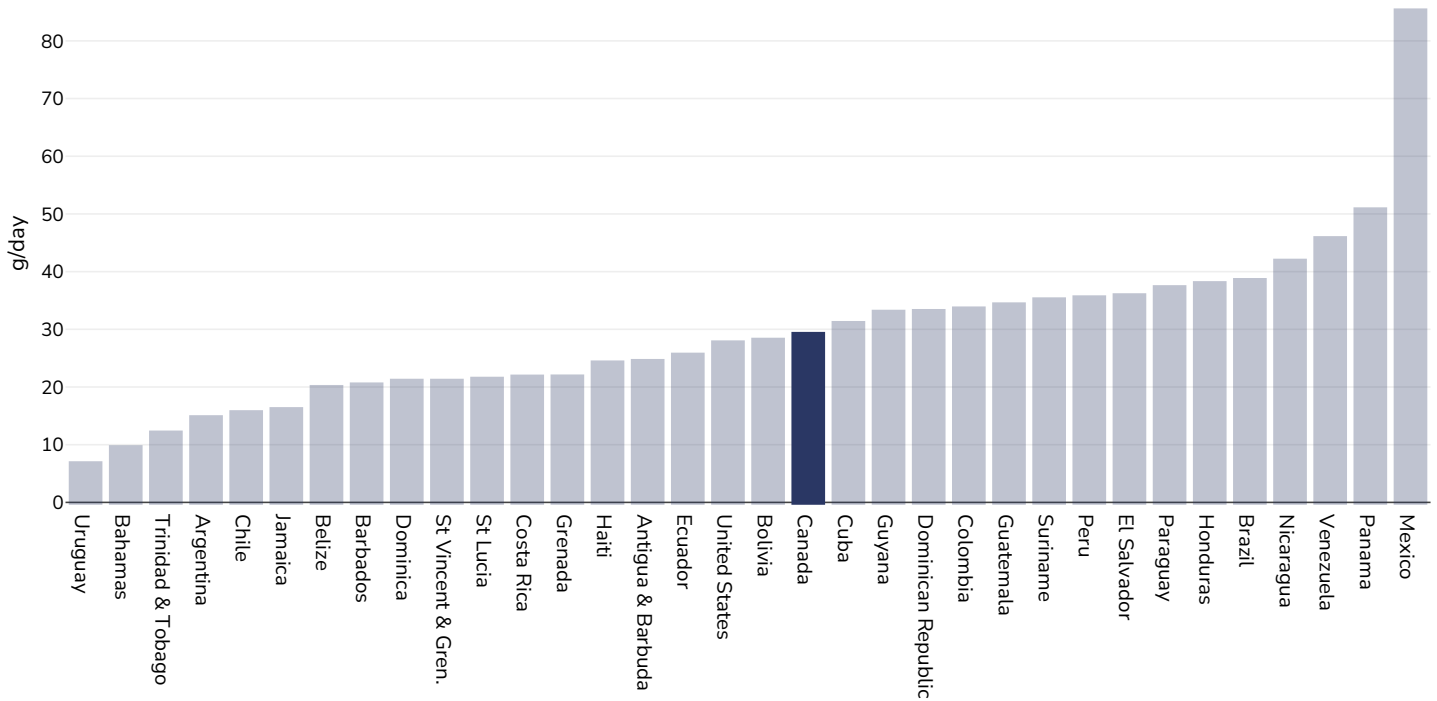
Global Burden of Disease, the Institute for Health Metrics and Evaluation <http://ghdx.healthdata.org/>

Definitions:

Estimated per-capita processed meat intake (g per day)

Estimated per capita whole grains intake

Adults, 2017



Survey type:

Measured

Age:

25+

References:

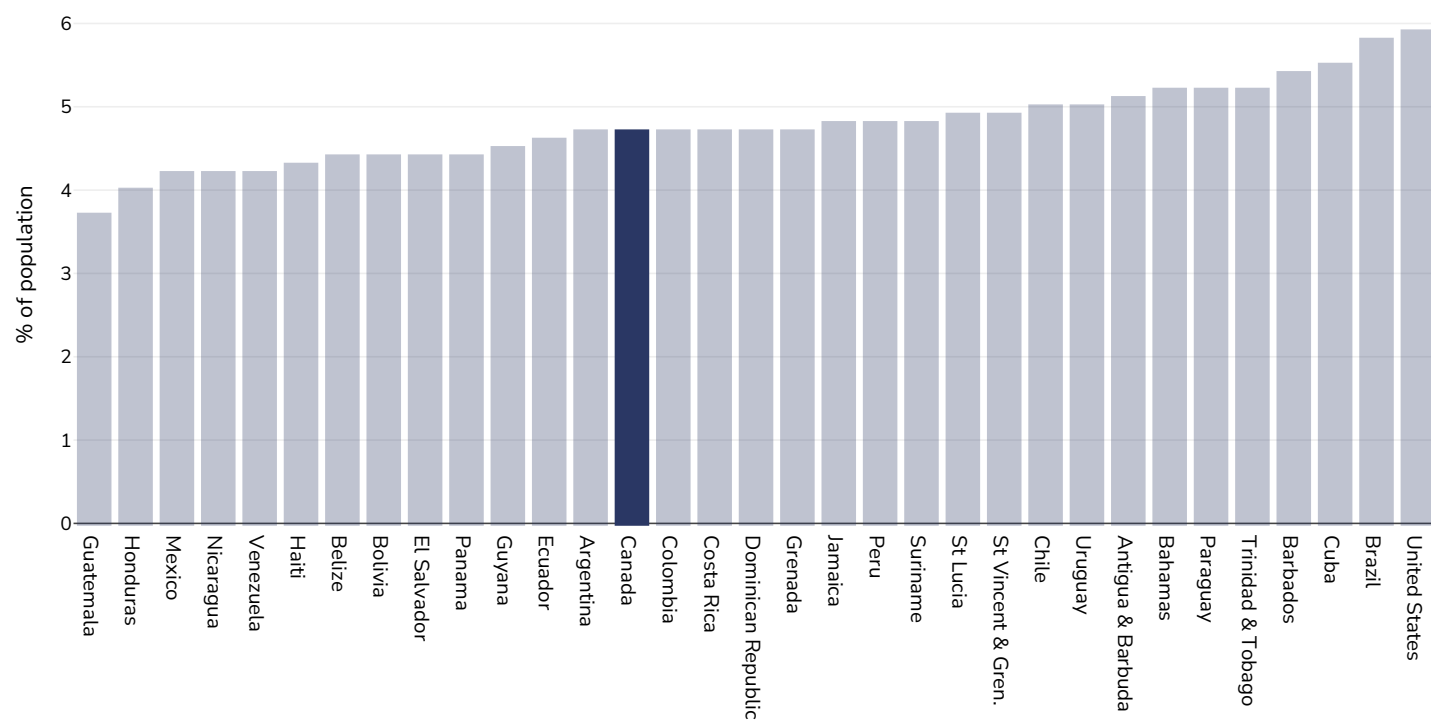
Global Burden of Disease, the Institute for Health Metrics and Evaluation <http://ghdx.healthdata.org/>

Definitions:

Estimated per-capita whole grains intake (g/day)

Mental health - depression disorders

Adults, 2015

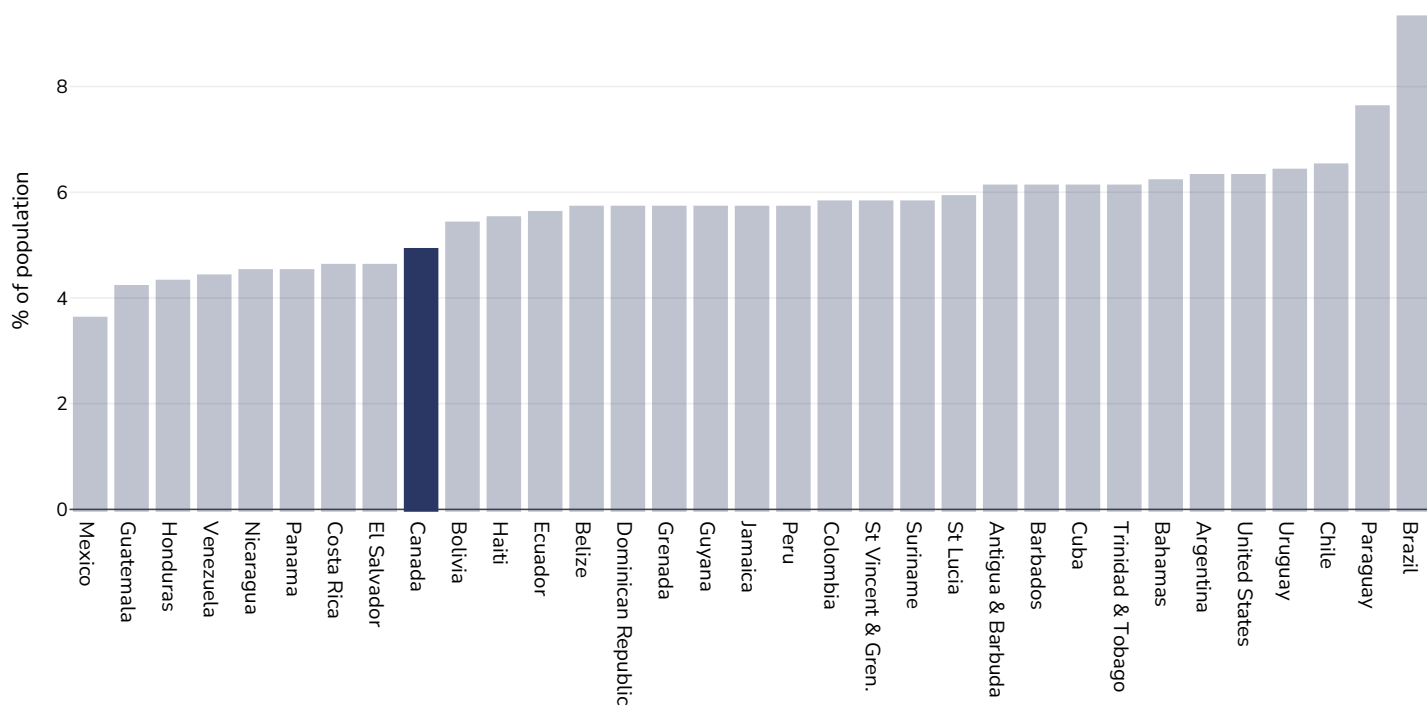


References: Prevalence data from Global Burden of Disease study 2015 (<http://ghdx.healthdata.org>) published in: Depression and Other Common Mental Disorders: Global Health Estimates. Geneva:World Health Organization; 2017. Licence: CC BY-NC-SA 3.0 IGO.

Definitions: % of population with depression disorders

Mental health - anxiety disorders

Adults, 2015




References: Prevalence data from Global Burden of Disease study 2015 (<http://ghdx.healthdata.org>) published in: Depression and Other Common Mental Disorders: Global Health Estimates. Geneva:World Health Organization; 2017. Licence: CC BY-NC-SA 3.0 IGO.

Definitions: % of population with anxiety disorders

Oesophageal cancer

Men, 2022




Age: 20+

Area covered: National

References: Ferlay J, Ervik M, Lam F, Laversanne M, Colombet M, Mery L, Piñeros M, Znaor A, Soerjomataram I, Bray F (2024). Global Cancer Observatory: Cancer Today. Lyon, France: International Agency for Research on Cancer. Available from: <https://gco.iarc.who.int/today>, accessed [16.07.24]

Definitions: Incidence per 100,000

Women, 2022



Age: 20+

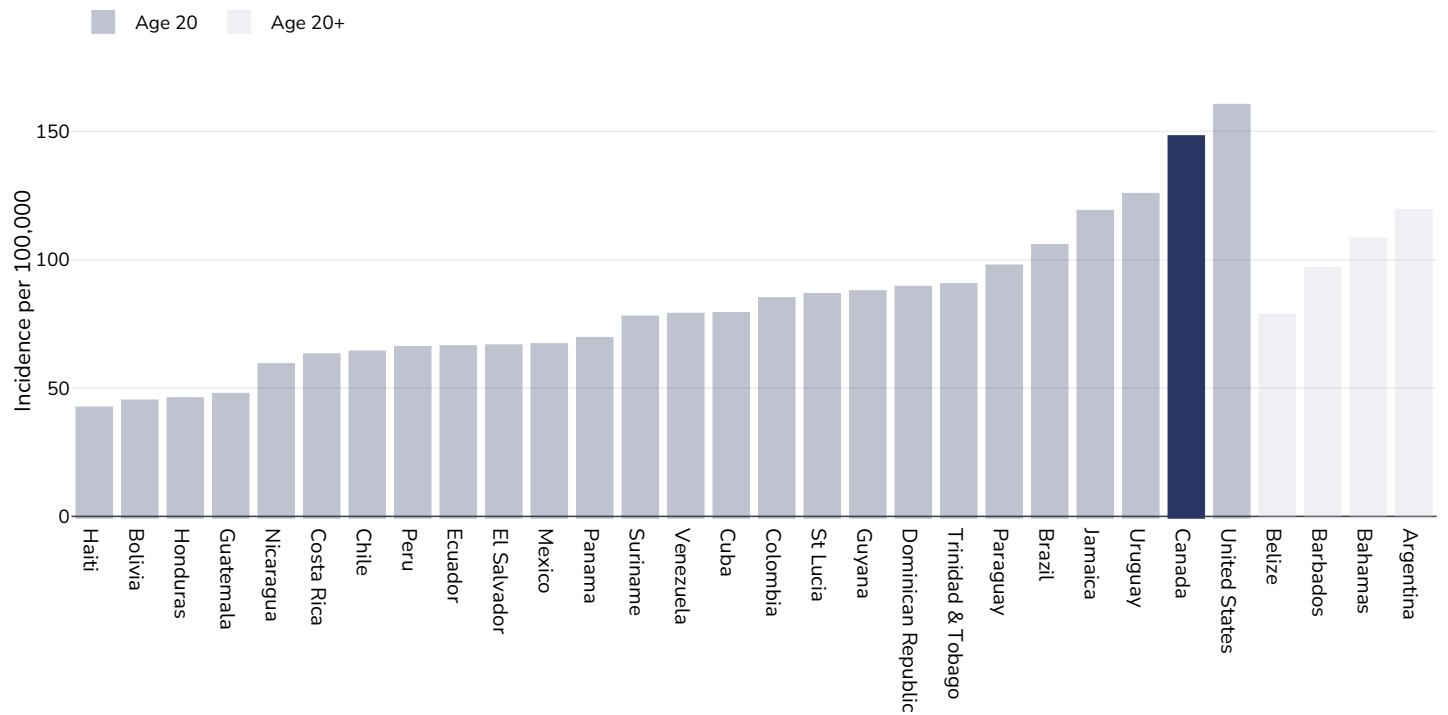
Area covered: National

References: Ferlay J, Ervik M, Lam F, Laversanne M, Colombet M, Mery L, Piñeros M, Znaor A, Soerjomataram I, Bray F (2024). Global Cancer Observatory: Cancer Today. Lyon, France: International Agency for Research on Cancer. Available from: <https://gco.iarc.who.int/today>, accessed [16.07.24]

Definitions: Incidence per 100,000

Breast cancer

Women, 2022




Area covered: National

References: Ferlay J, Ervik M, Lam F, Laversanne M, Colombet M, Mery L, Piñeros M, Znaor A, Soerjomataram I, Bray F (2024). Global Cancer Observatory: Cancer Today. Lyon, France: International Agency for Research on Cancer. Available from: <https://gco.iarc.who.int/today>, accessed [16.07.24]

Definitions: Incidence per 100,000

Colorectal cancer

Men, 2022




Age: 20+

Area covered: National

References: Ferlay J, Ervik M, Lam F, Laversanne M, Colombet M, Mery L, Piñeros M, Znaor A, Soerjomataram I, Bray F (2024). Global Cancer Observatory: Cancer Today. Lyon, France: International Agency for Research on Cancer. Available from: <https://gco.iarc.who.int/today>, accessed [16.07.24]

Definitions: Incidence per 100,000

Women, 2022



Age: 20+


Area covered: National

References: Ferlay J, Ervik M, Lam F, Laversanne M, Colombet M, Mery L, Piñeros M, Znaor A, Soerjomataram I, Bray F (2024). Global Cancer Observatory: Cancer Today. Lyon, France: International Agency for Research on Cancer. Available from: <https://gco.iarc.who.int/today>, accessed [16.07.24]

Definitions: Incidence per 100,000

Pancreatic cancer

Men, 2022




Age: 20+

Area covered: National

References: Ferlay J, Ervik M, Lam F, Laversanne M, Colombet M, Mery L, Piñeros M, Znaor A, Soerjomataram I, Bray F (2024). Global Cancer Observatory: Cancer Today. Lyon, France: International Agency for Research on Cancer. Available from: <https://gco.iarc.who.int/today>, accessed [16.07.24]

Definitions: Incidence per 100,000

Women, 2022



Age: 20+


Area covered: National

References: Ferlay J, Ervik M, Lam F, Laversanne M, Colombet M, Mery L, Piñeros M, Znaor A, Soerjomataram I, Bray F (2024). Global Cancer Observatory: Cancer Today. Lyon, France: International Agency for Research on Cancer. Available from: <https://gco.iarc.who.int/today>, accessed [16.07.24]

Definitions: Incidence per 100,000

Gallbladder cancer

Men, 2022




Age: 20+

Area covered: National

References: Ferlay J, Ervik M, Lam F, Laversanne M, Colombet M, Mery L, Piñeros M, Znaor A, Soerjomataram I, Bray F (2024). Global Cancer Observatory: Cancer Today. Lyon, France: International Agency for Research on Cancer. Available from: <https://gco.iarc.who.int/today>, accessed [16.07.24]

Definitions: Incidence per 100,000

Women, 2022



Age: 20+


Area covered: National

References: Ferlay J, Ervik M, Lam F, Laversanne M, Colombet M, Mery L, Piñeros M, Znaor A, Soerjomataram I, Bray F (2024). Global Cancer Observatory: Cancer Today. Lyon, France: International Agency for Research on Cancer. Available from: <https://gco.iarc.who.int/today>, accessed [16.07.24]

Definitions: Incidence per 100,000

Kidney cancer

Men, 2022




Age: 20+

Area covered: National

References: Ferlay J, Ervik M, Lam F, Laversanne M, Colombet M, Mery L, Piñeros M, Znaor A, Soerjomataram I, Bray F (2024). Global Cancer Observatory: Cancer Today. Lyon, France: International Agency for Research on Cancer. Available from: <https://gco.iarc.who.int/today>, accessed [16.07.24]

Definitions: Incidence per 100,000

Women, 2022



Age: 20+


Area covered: National

References: Ferlay J, Ervik M, Lam F, Laversanne M, Colombet M, Mery L, Piñeros M, Znaor A, Soerjomataram I, Bray F (2024). Global Cancer Observatory: Cancer Today. Lyon, France: International Agency for Research on Cancer. Available from: <https://gco.iarc.who.int/today>, accessed [16.07.24]

Definitions: Incidence per 100,000

Cancer of the uterus

Women, 2022



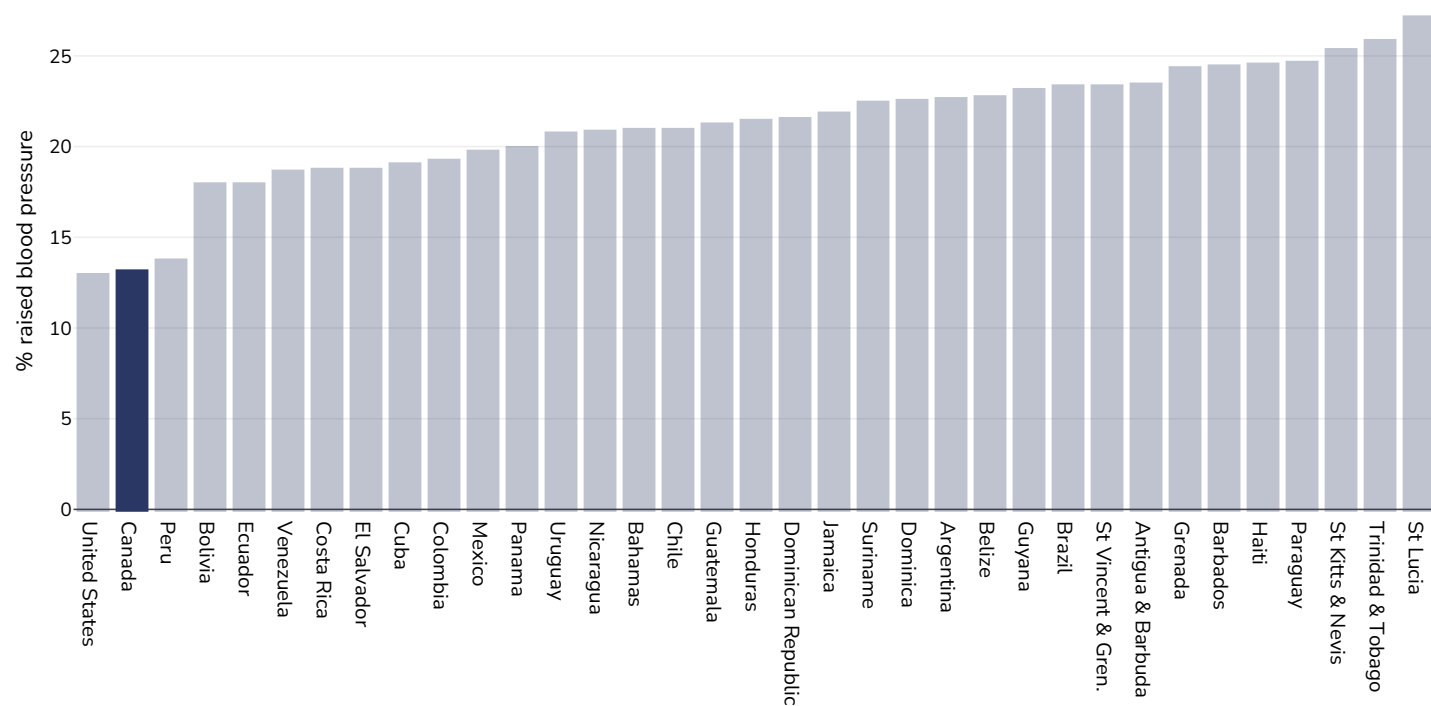
Age: 20+

References: Ferlay J, Ervik M, Lam F, Laversanne M, Colombet M, Mery L, Piñeros M, Znaor A, Soerjomataram I, Bray F (2024). Global Cancer Observatory: Cancer Today. Lyon, France: International Agency for Research on Cancer. Available from: <https://gco.iarc.who.int/today>, accessed [16.07.24]

Definitions: Incidence per 100,000

Raised blood pressure

Adults, 2015



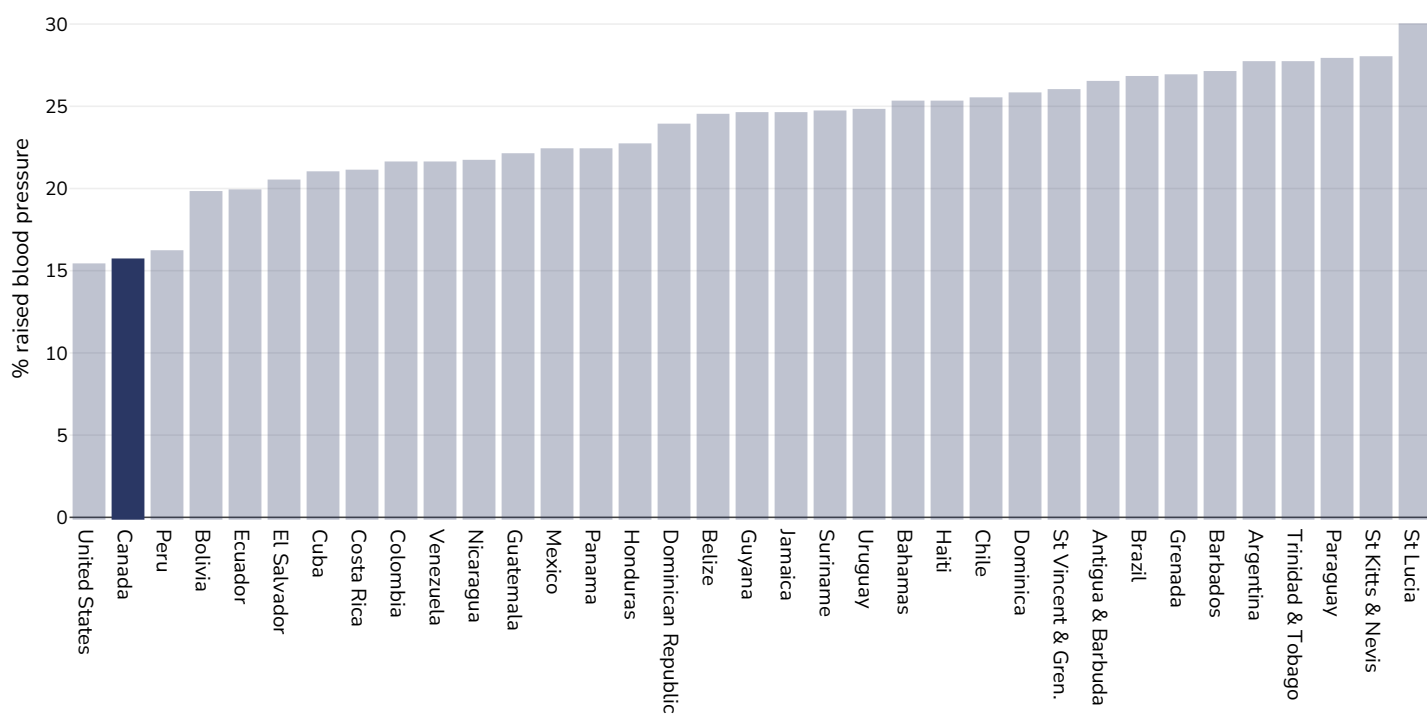
References:

Global Health Observatory data repository, World Health Organisation,
<http://apps.who.int/gho/data/node.main.A875?lang=en>

Definitions:

Age Standardised estimated % Raised blood pressure 2015 (SBP \geq 140 OR DBP \geq 90).

Men, 2015



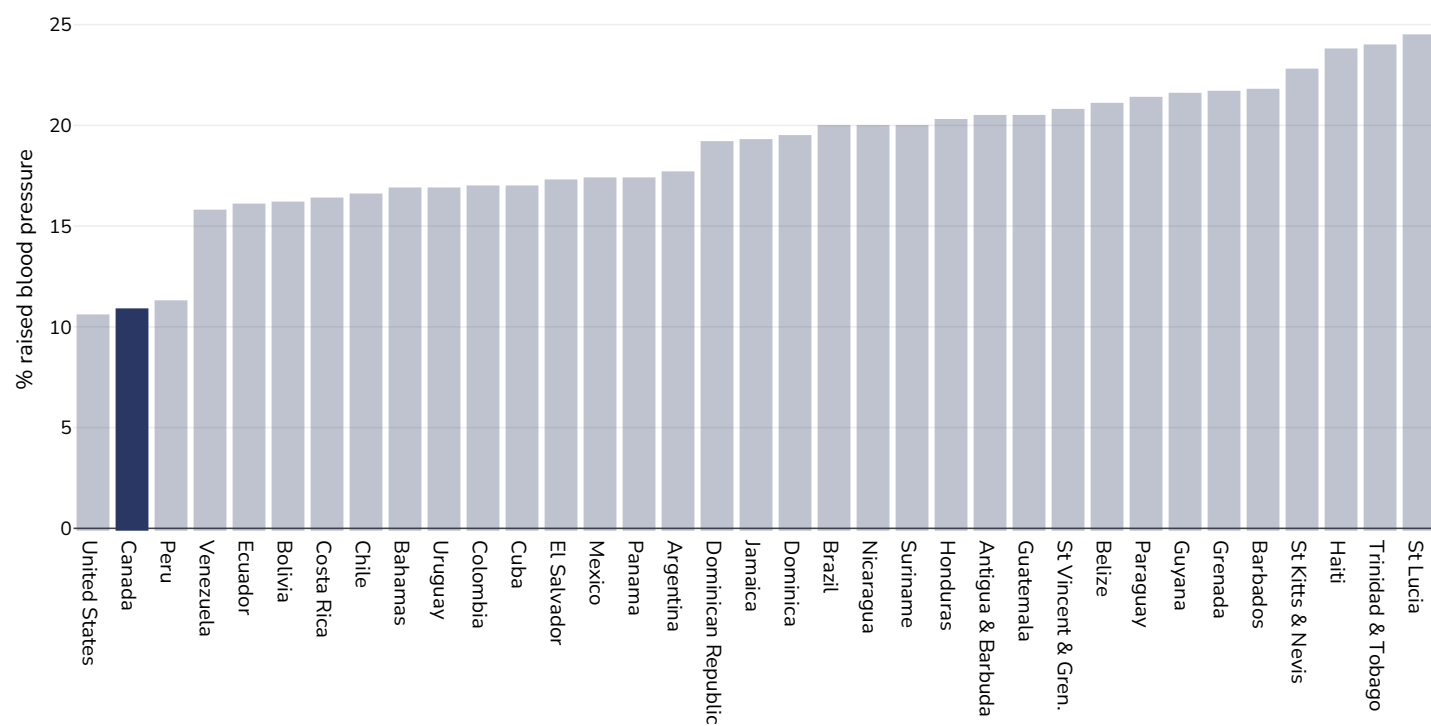
References:

Global Health Observatory data repository, World Health Organisation,
<http://apps.who.int/gho/data/node.main.A875?lang=en>

Definitions:

Age Standardised estimated % Raised blood pressure 2015 (SBP \geq 140 OR DBP \geq 90).

Women, 2015



References:

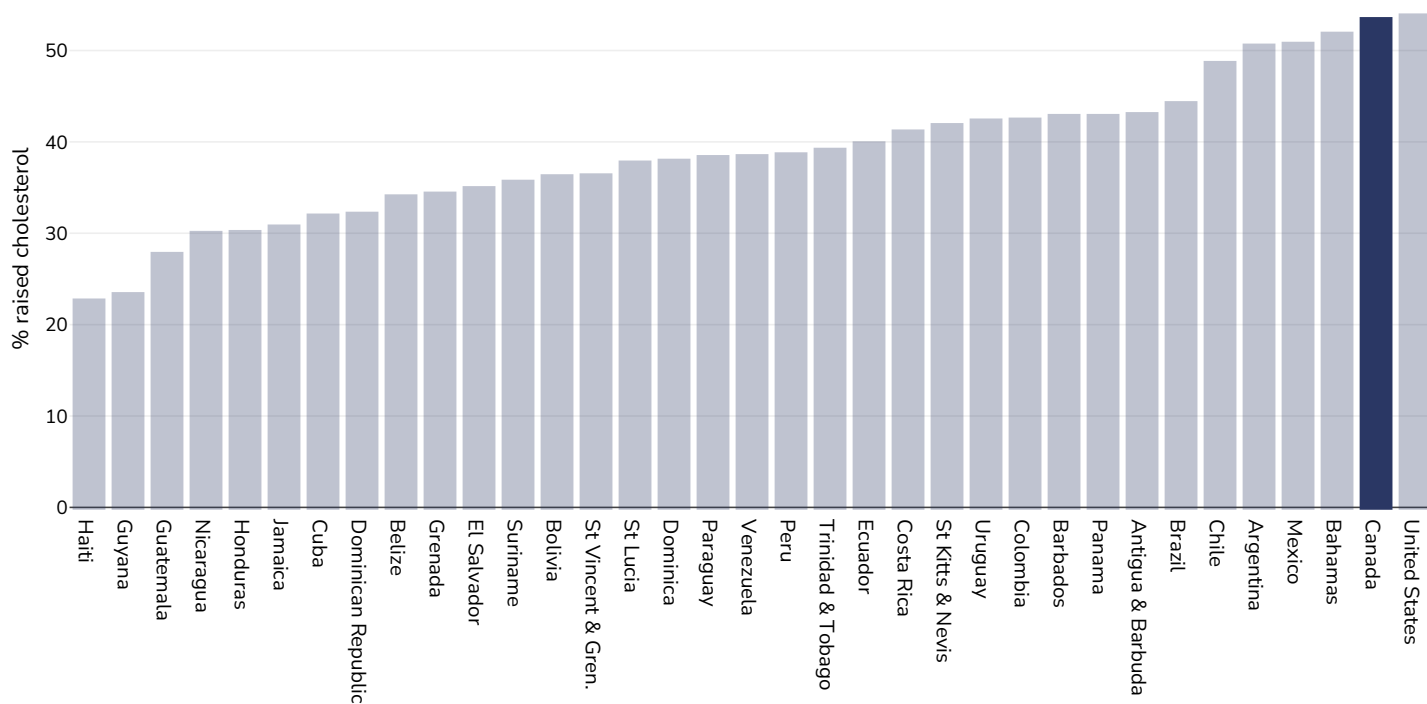
Global Health Observatory data repository, World Health Organisation,
<http://apps.who.int/gho/data/node.main.A875?lang=en>

Definitions:

Age Standardised estimated % Raised blood pressure 2015 (SBP>=140 OR DBP>=90).

Raised cholesterol

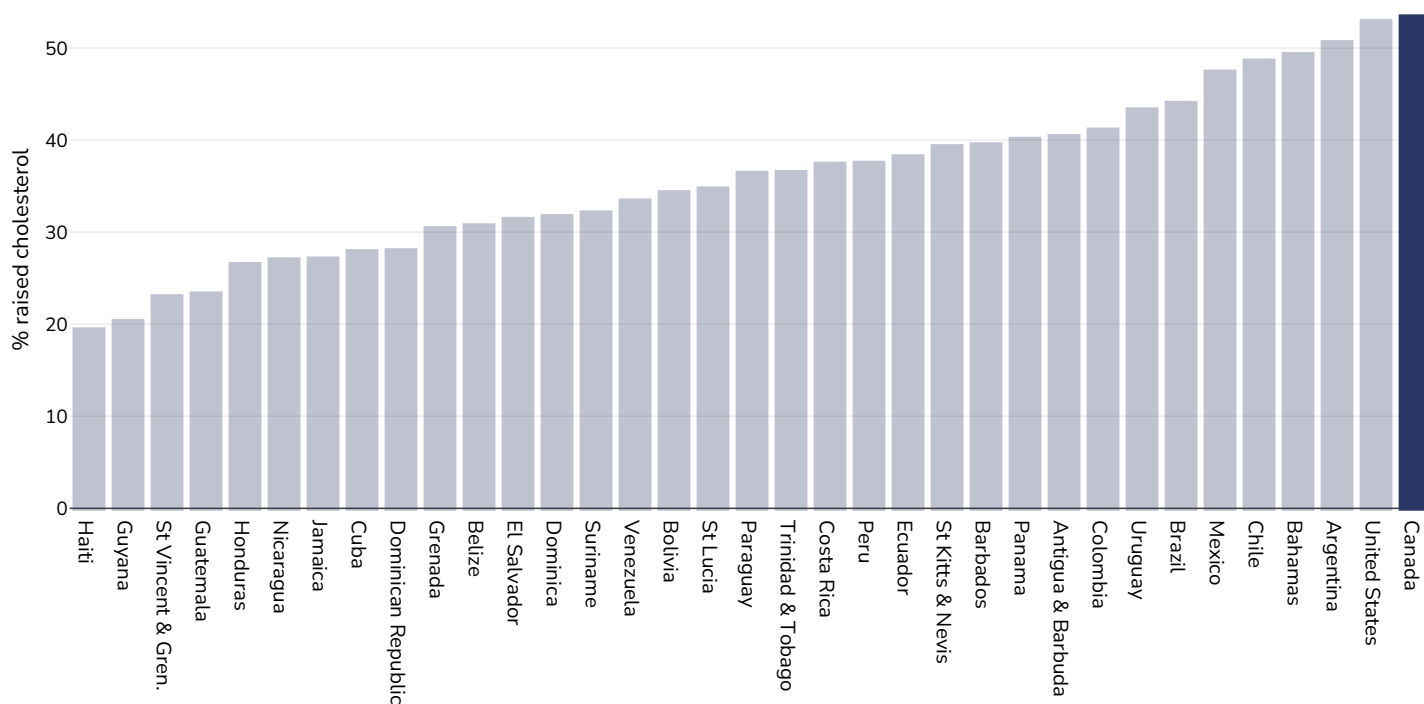
Adults, 2008



References: Global Health Observatory data repository, World Health Organisation, <http://apps.who.int/gho/data/node.main.A885>

Definitions: % Raised total cholesterol (≥ 5.0 mmol/L) (age-standardized estimate).

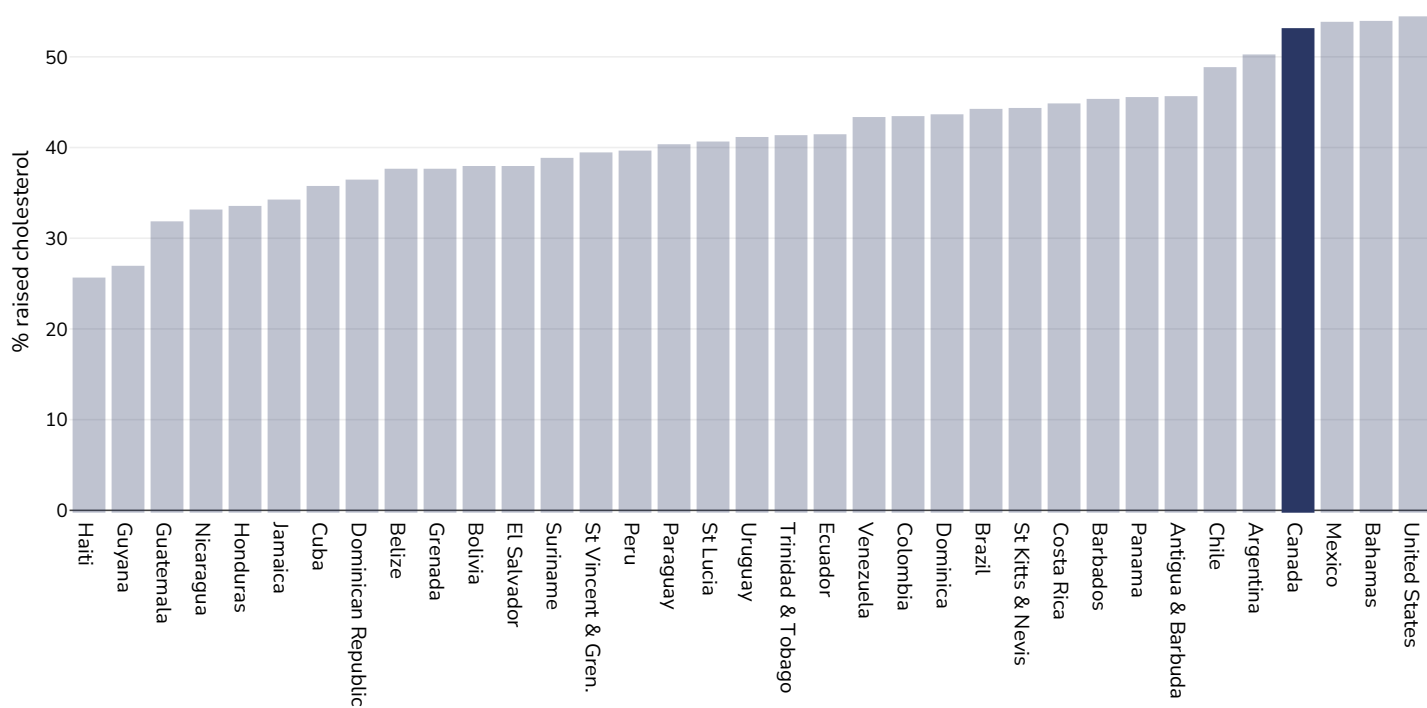
Men, 2008



References: Global Health Observatory data repository, World Health Organisation, <http://apps.who.int/gho/data/node.main.A885>

Definitions: % Raised total cholesterol (≥ 5.0 mmol/L) (age-standardized estimate).

Women, 2008

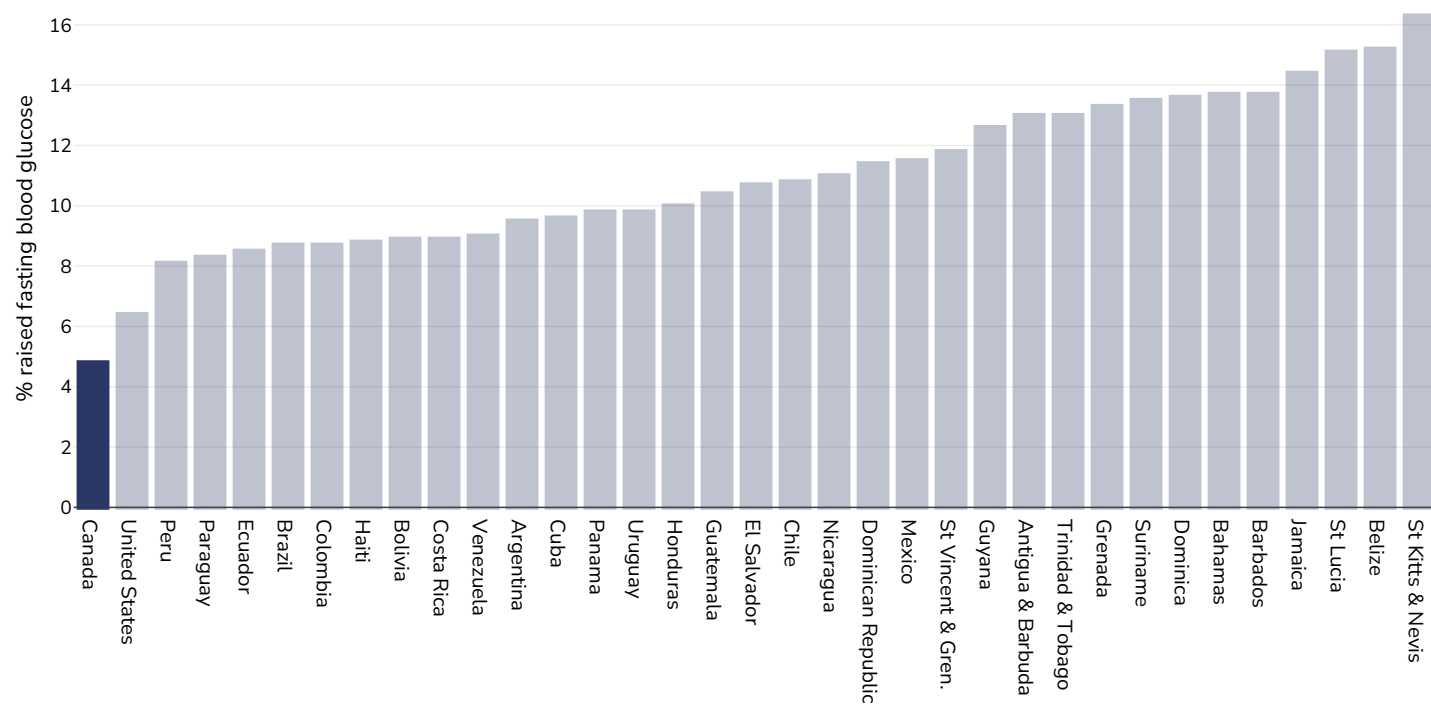


References: Global Health Observatory data repository, World Health Organisation, <http://apps.who.int/gho/data/node.main.A885>

Definitions: % Raised total cholesterol (≥ 5.0 mmol/L) (age-standardized estimate).

Raised fasting blood glucose

Men, 2014



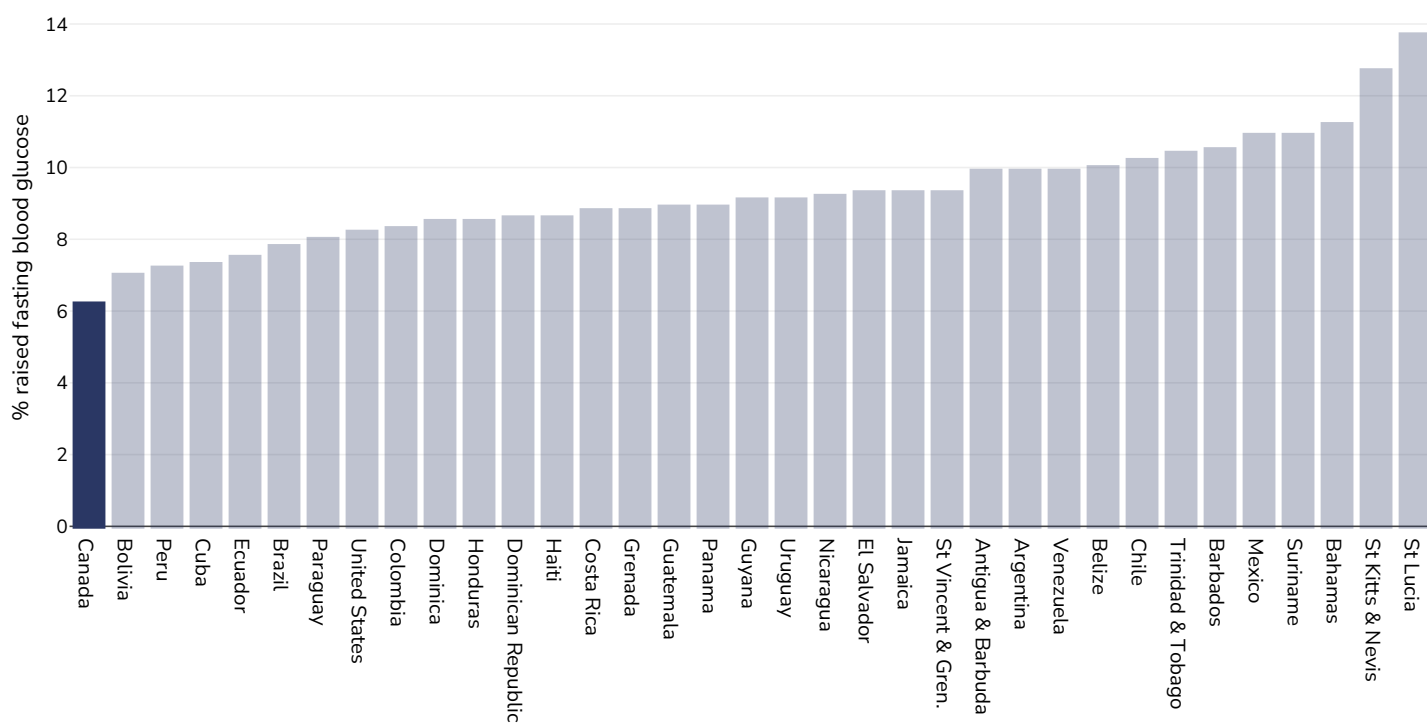
References:

Global Health Observatory data repository, World Health Organisation,
<http://apps.who.int/gho/data/node.main.A869?lang=en>

Definitions:

Age Standardised % raised fasting blood glucose (≥ 7.0 mmol/L or on medication).

Women, 2014



References:

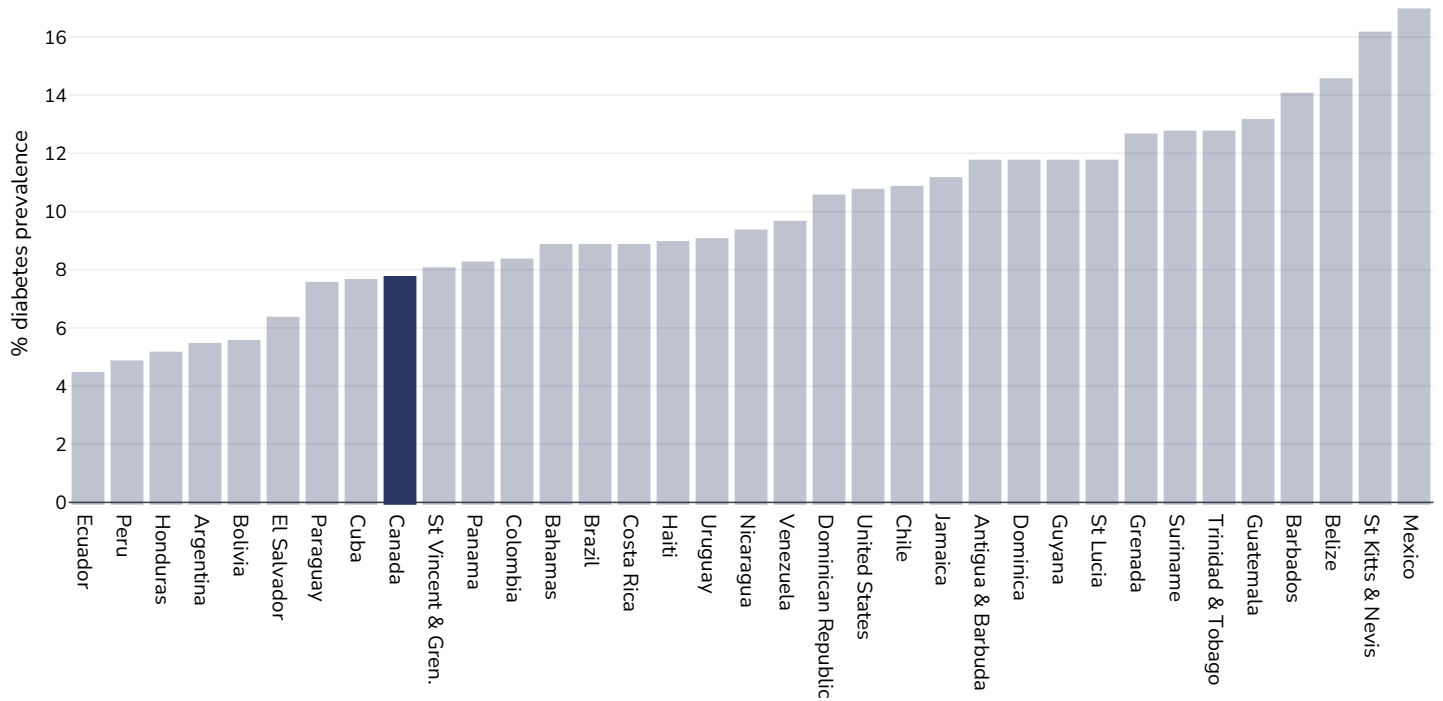
Global Health Observatory data repository, World Health Organisation,
<http://apps.who.int/gho/data/node.main.A869?lang=en>

Definitions:

Age Standardised % raised fasting blood glucose (≥ 7.0 mmol/L or on medication).

Diabetes prevalence

Adults, 2021



Age: 20-79

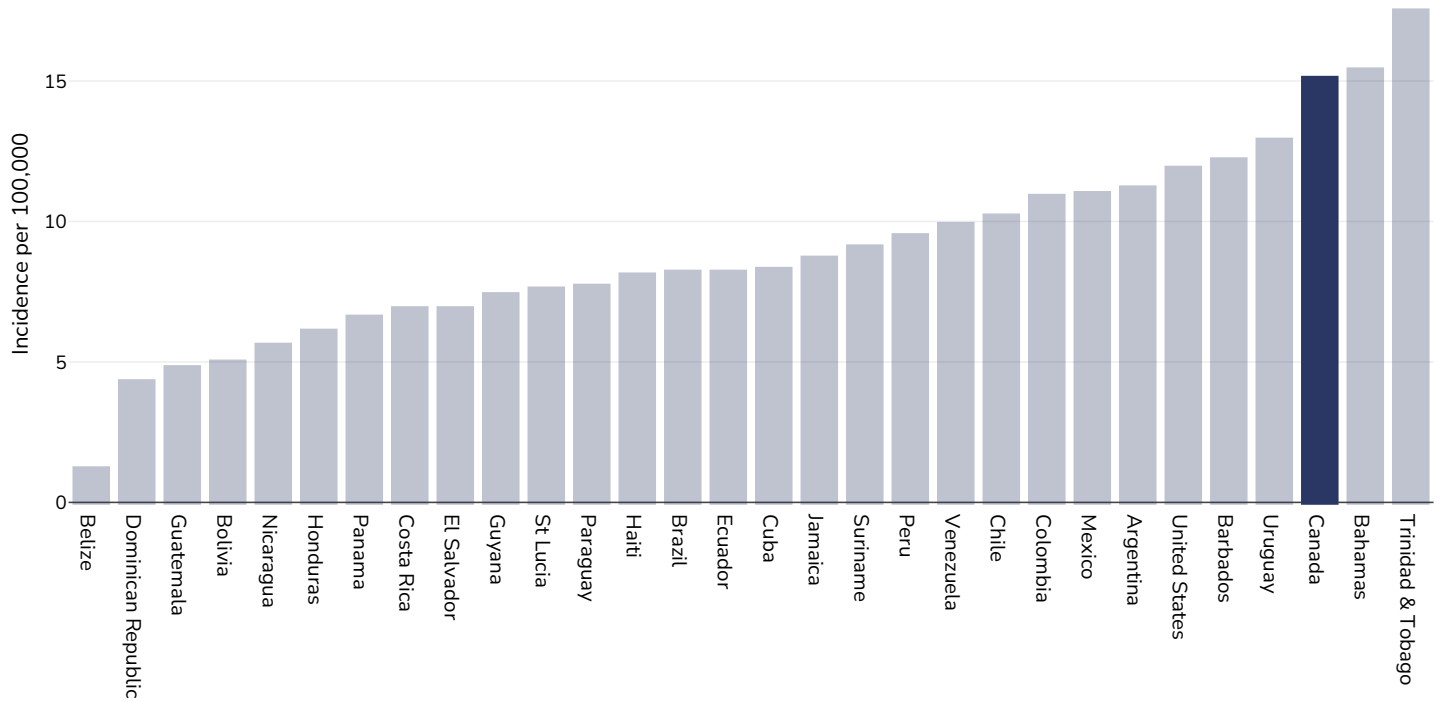
Area covered: National

References: Reproduced with kind permission International Diabetes Federation. IDF Diabetes Atlas, 10th edn. Brussels, Belgium:International Diabetes Federation, 2021. <http://www.diabetesatlas.org>

Definitions: Age-adjusted comparative prevalence of diabetes, %

Ovarian Cancer

Women, 2022



Age: 20+

References: Ferlay J, Ervik M, Lam F, Laversanne M, Colombet M, Mery L, Piñeros M, Znaor A, Soerjomataram I, Bray F (2024). Global Cancer Observatory: Cancer Today. Lyon, France: International Agency for Research on Cancer. Available from: <https://gco.iarc.who.int/today>, accessed [16.07.24]

Definitions: Incidence per 100,000

Leukemia

Men, 2022



Age: 20+

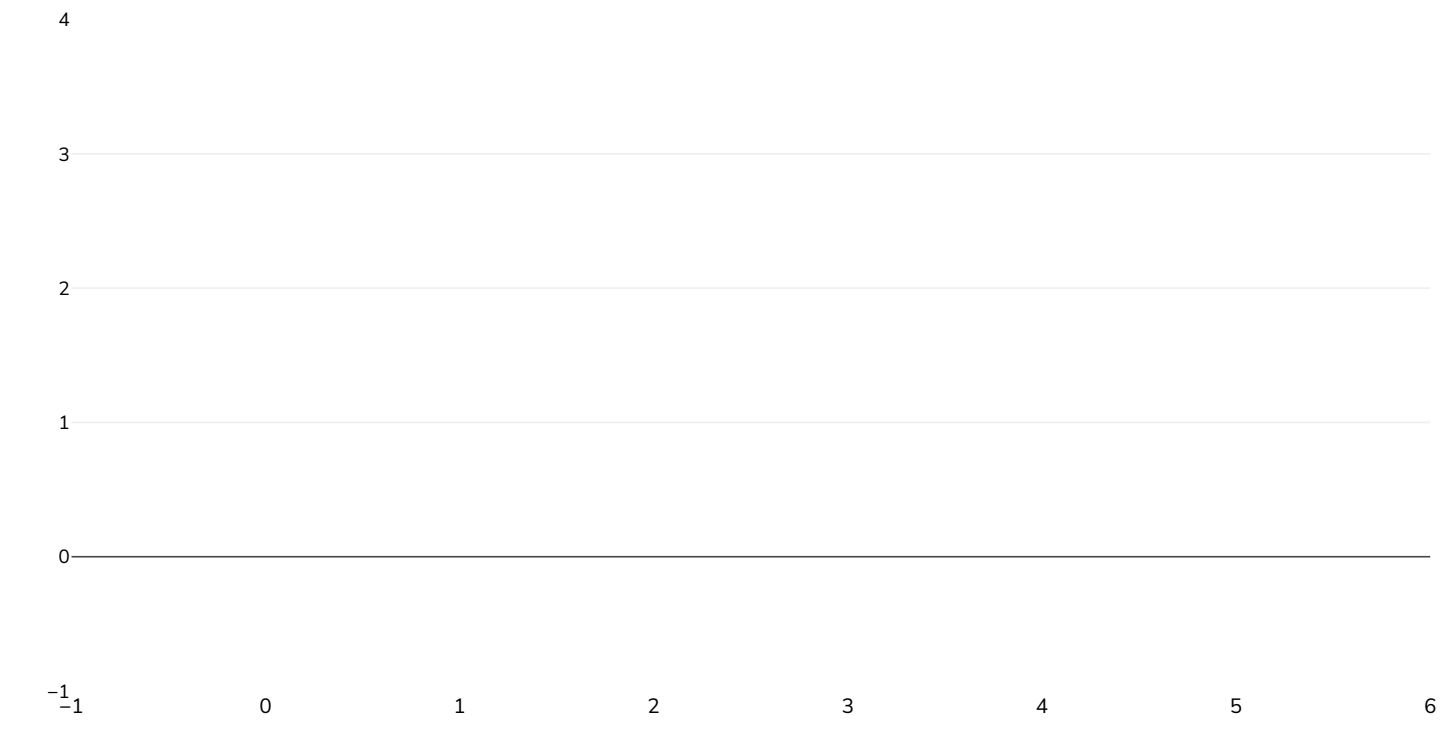
Area covered: National

References: Ferlay J, Ervik M, Lam F, Laversanne M, Colombet M, Mery L, Piñeros M, Znaor A, Soerjomataram I, Bray F (2024). Global Cancer Observatory: Cancer Today. Lyon, France: International Agency for Research on Cancer. Available from: <https://gco.iarc.who.int/today>, accessed [16.07.24]

Definitions: Incidence per 100,000

Unless otherwise noted, overweight refers to a BMI between 25kg and 29.9kg/m², obesity refers to a BMI greater than 30kg/m².

Women, 2022



Age: 20+

Area covered: National

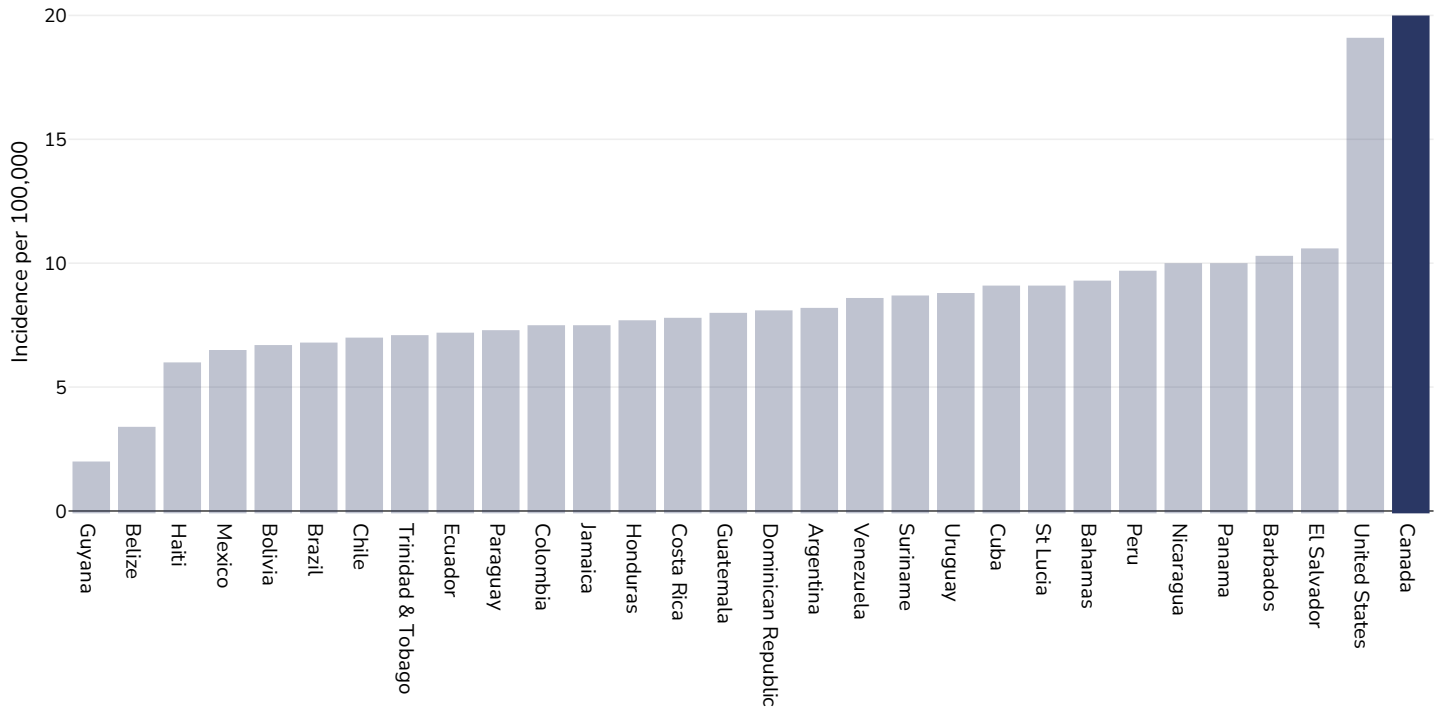
References: Ferlay J, Ervik M, Lam F, Laversanne M, Colombet M, Mery L, Piñeros M, Znaor A, Soerjomataram I, Bray F (2024). Global Cancer Observatory: Cancer Today. Lyon, France: International Agency for Research on Cancer. Available from: <https://gco.iarc.who.int/today>, accessed [16.07.24]

Definitions: Incidence per 100,000

Unless otherwise noted, overweight refers to a BMI between 25kg and 29.9kg/m², obesity refers to a BMI greater than 30kg/m².

Leukemia

Men, 2022



Age: 20+

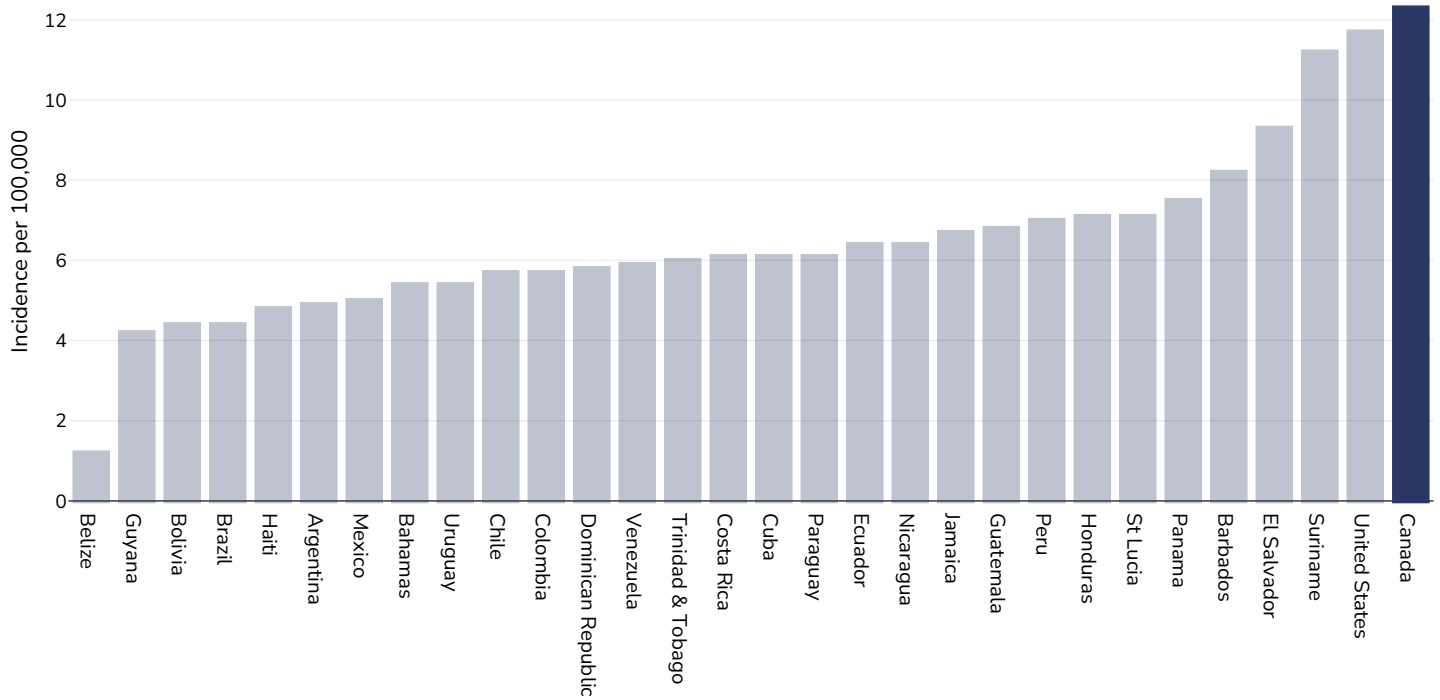
Area covered: National

References: Ferlay J, Ervik M, Lam F, Laversanne M, Colombet M, Mery L, Piñeros M, Znaor A, Soerjomataram I, Bray F (2024). Global Cancer Observatory: Cancer Today. Lyon, France: International Agency for Research on Cancer. Available from: <https://gco.iarc.who.int/today>, accessed [16.07.24]

Definitions: Incidence per 100,000

Unless otherwise noted, overweight refers to a BMI between 25kg and 29.9kg/m², obesity refers to a BMI greater than 30kg/m².

Women, 2022



Age: 20+

Area covered: National

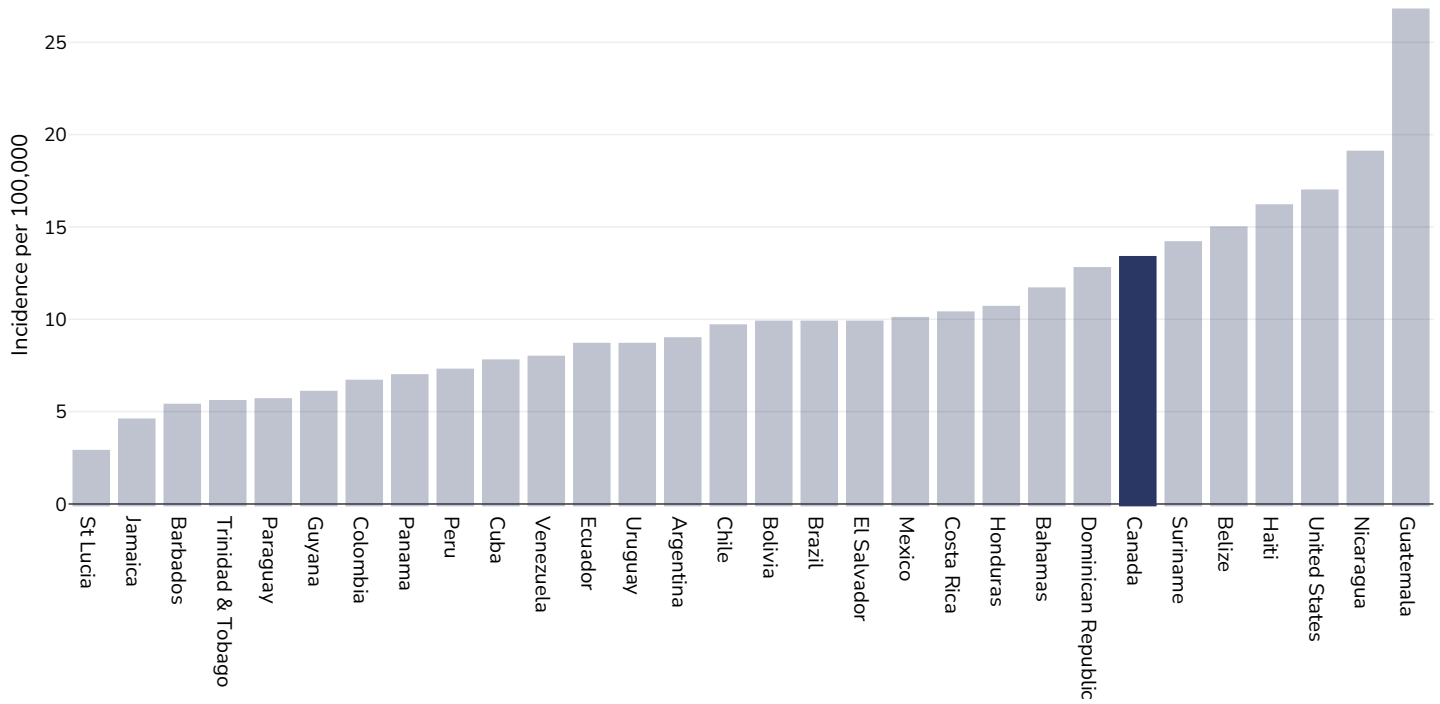
References: Ferlay J, Ervik M, Lam F, Laversanne M, Colombet M, Mery L, Piñeros M, Znaor A, Soerjomataram I, Bray F (2024). Global Cancer Observatory: Cancer Today. Lyon, France: International Agency for Research on Cancer. Available from: <https://gco.iarc.who.int/today>, accessed [16.07.24]

Definitions: Incidence per 100,000

Unless otherwise noted, overweight refers to a BMI between 25kg and 29.9kg/m², obesity refers to a BMI greater than 30kg/m².

Liver and intrahepatic bile duct Cancer

Men, 2022



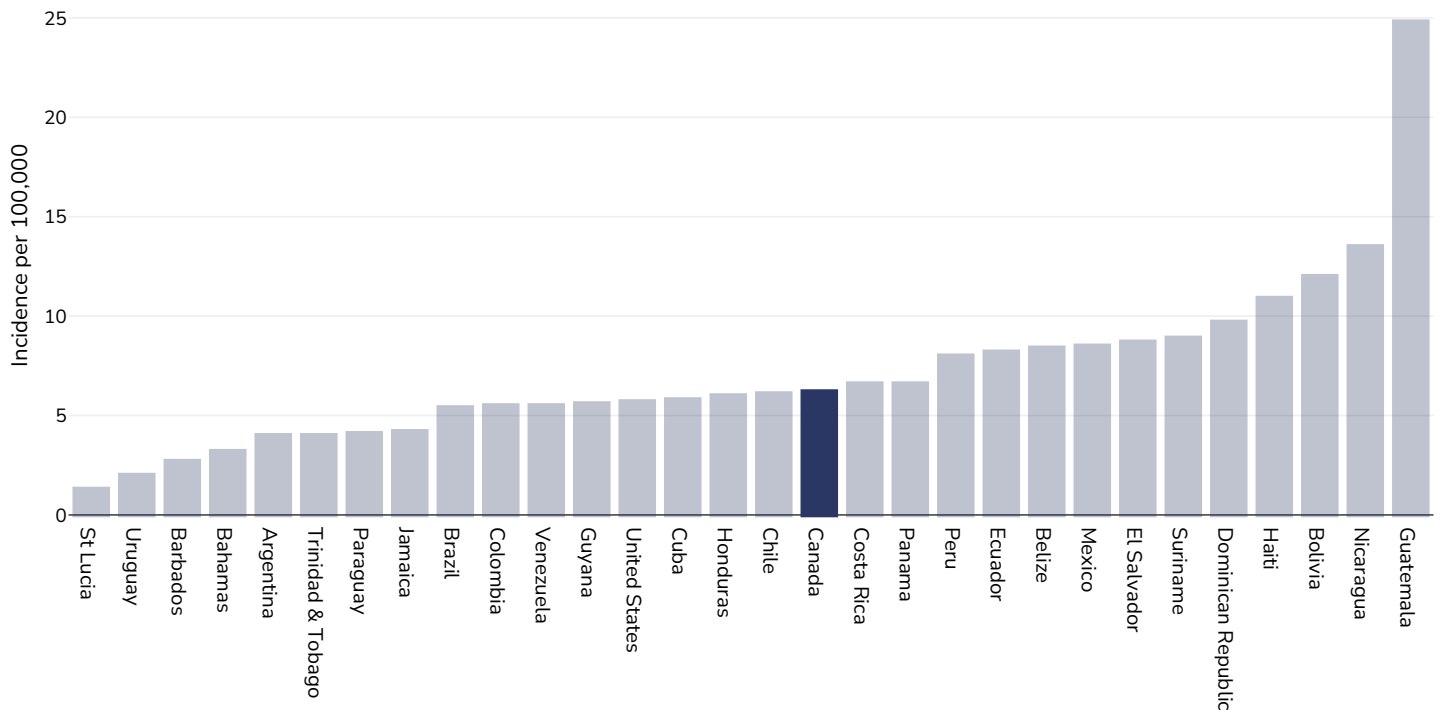
Age: 20+

Area covered: National

References: Ferlay J, Ervik M, Lam F, Laversanne M, Colombet M, Mery L, Piñeros M, Znaor A, Soerjomataram I, Bray F (2024). Global Cancer Observatory: Cancer Today. Lyon, France: International Agency for Research on Cancer. Available from: <https://gco.iarc.who.int/today>, accessed [16.07.24]

Definitions: Incidence per 100,000

Women, 2022



Age: 20+

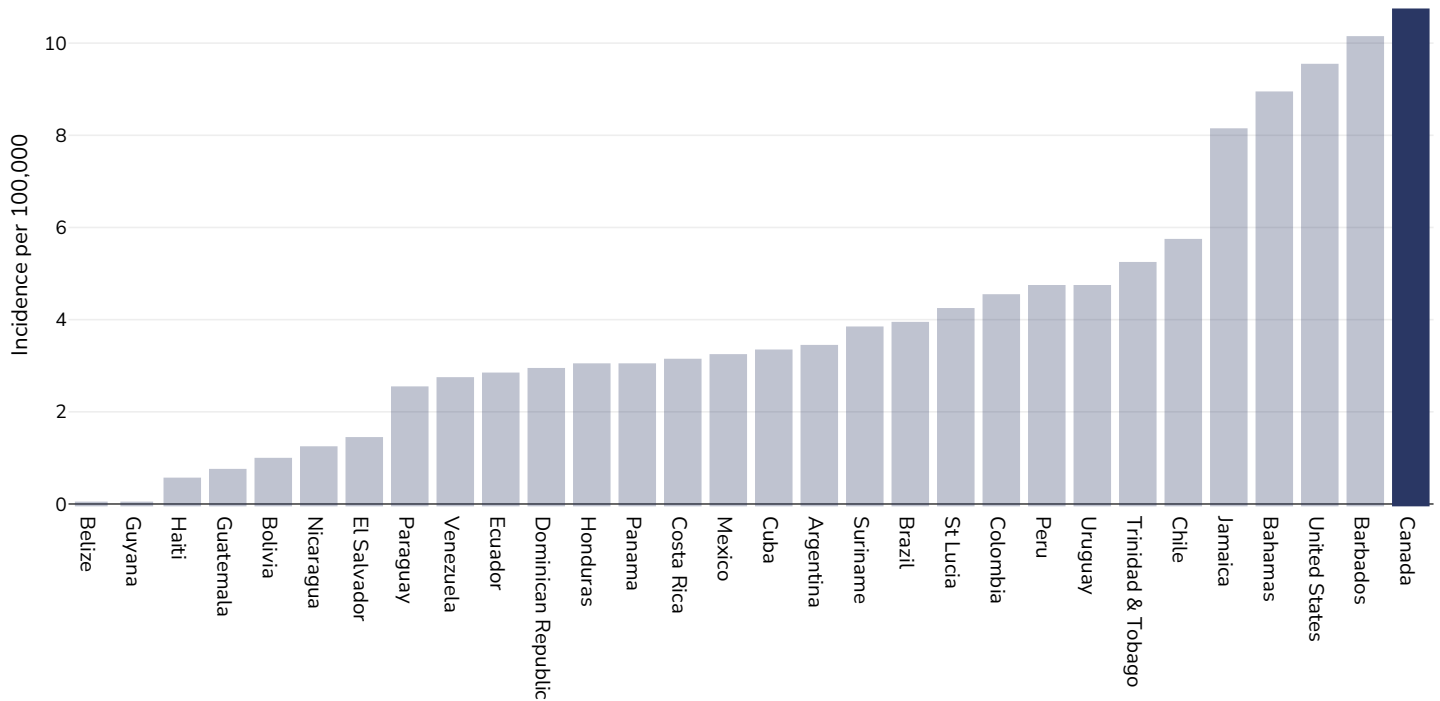
Area covered: National

References: Ferlay J, Ervik M, Lam F, Laversanne M, Colombet M, Mery L, Piñeros M, Znaor A, Soerjomataram I, Bray F (2024). Global Cancer Observatory: Cancer Today. Lyon, France: International Agency for Research on Cancer. Available from: <https://gco.iarc.who.int/today>, accessed [16.07.24]

Definitions: Incidence per 100,000

Multiple Myeloma

Men, 2022



Age: 20+

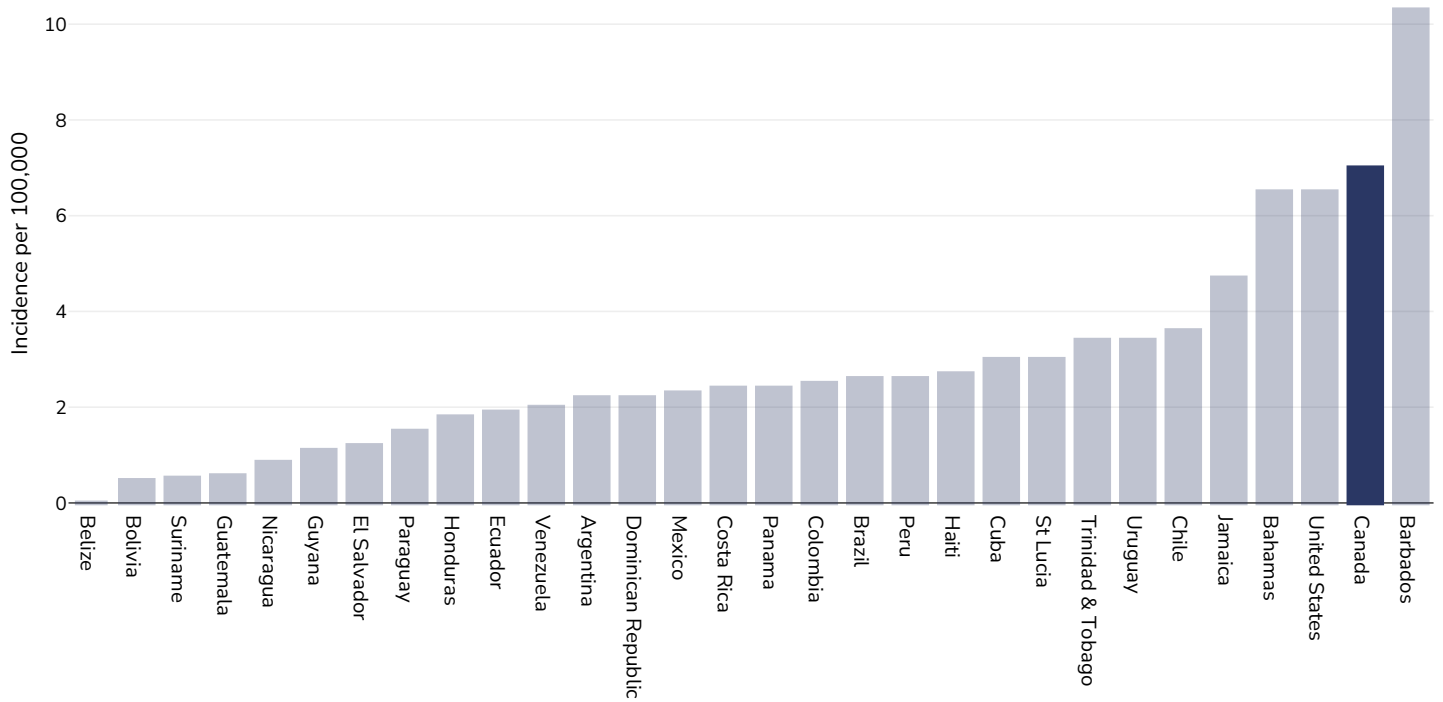
Area covered: National

References: Ferlay J, Ervik M, Lam F, Laversanne M, Colombet M, Mery L, Piñeros M, Znaor A, Soerjomataram I, Bray F (2024). Global Cancer Observatory: Cancer Today. Lyon, France: International Agency for Research on Cancer. Available from: <https://gco.iarc.who.int/today>, accessed [16.07.24]

Definitions: Incidence per 100,000

Unless otherwise noted, overweight refers to a BMI between 25kg and 29.9kg/m², obesity refers to a BMI greater than 30kg/m².

Women, 2022



Age: 20+

Area covered: National

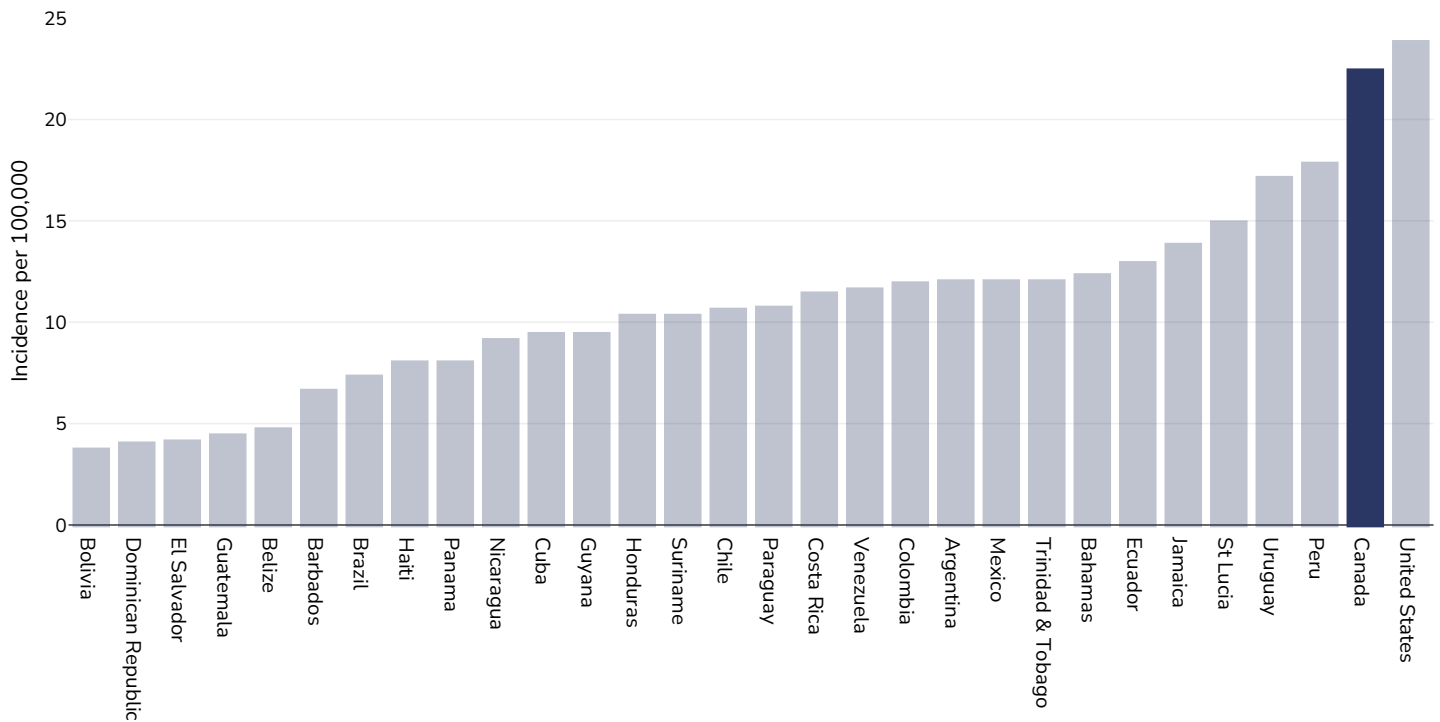
References: Ferlay J, Ervik M, Lam F, Laversanne M, Colombet M, Mery L, Piñeros M, Znaor A, Soerjomataram I, Bray F (2024). Global Cancer Observatory: Cancer Today. Lyon, France: International Agency for Research on Cancer. Available from: <https://gco.iarc.who.int/today>, accessed [16.07.24]

Definitions: Incidence per 100,000

Unless otherwise noted, overweight refers to a BMI between 25kg and 29.9kg/m², obesity refers to a BMI greater than 30kg/m².

Non Hodgkin Lymphoma

Men, 2022



Age: 20+

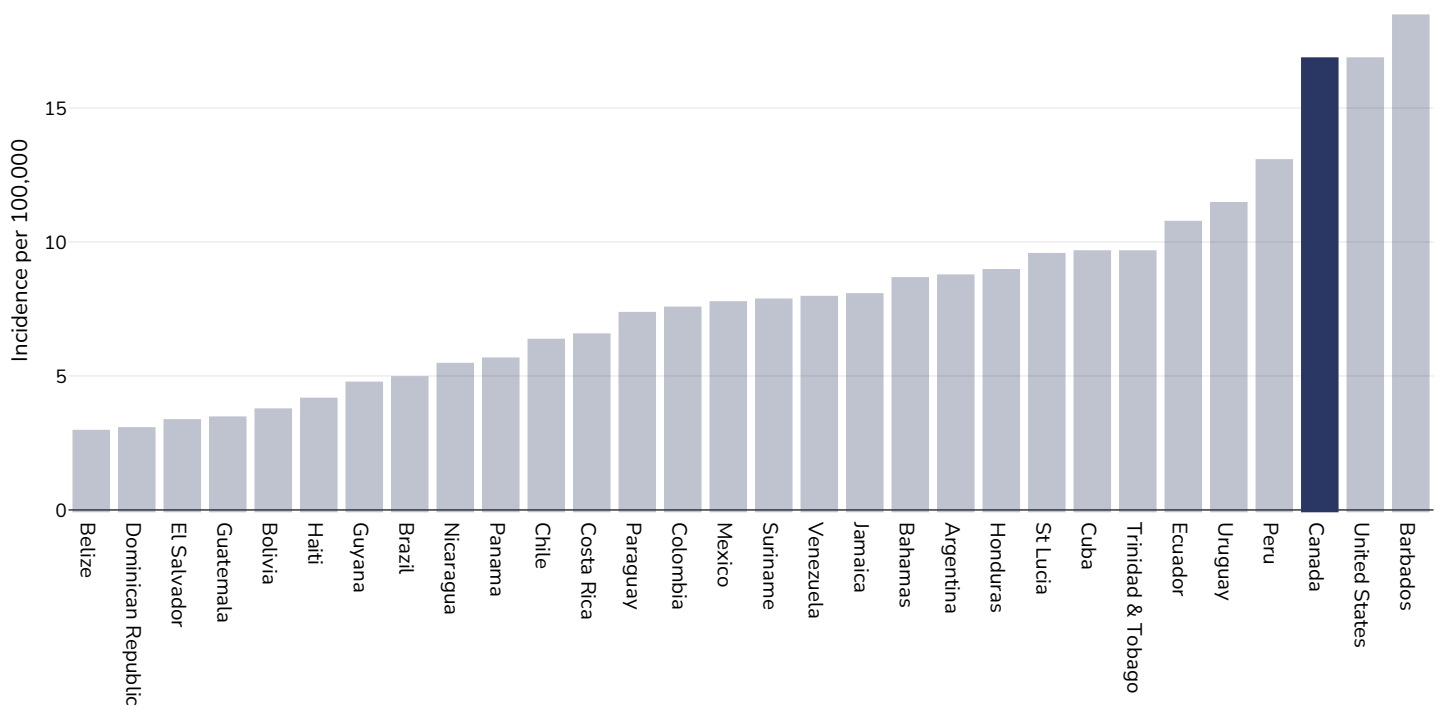
Area covered: National

References: Ferlay J, Ervik M, Lam F, Laversanne M, Colombet M, Mery L, Piñeros M, Znaor A, Soerjomataram I, Bray F (2024). Global Cancer Observatory: Cancer Today. Lyon, France: International Agency for Research on Cancer. Available from: <https://gco.iarc.who.int/today>, accessed [16.07.24]

Definitions: Incidence per 100,000

Unless otherwise noted, overweight refers to a BMI between 25kg and 29.9kg/m², obesity refers to a BMI greater than 30kg/m².

Women, 2022



Age: 20+

Area covered: National

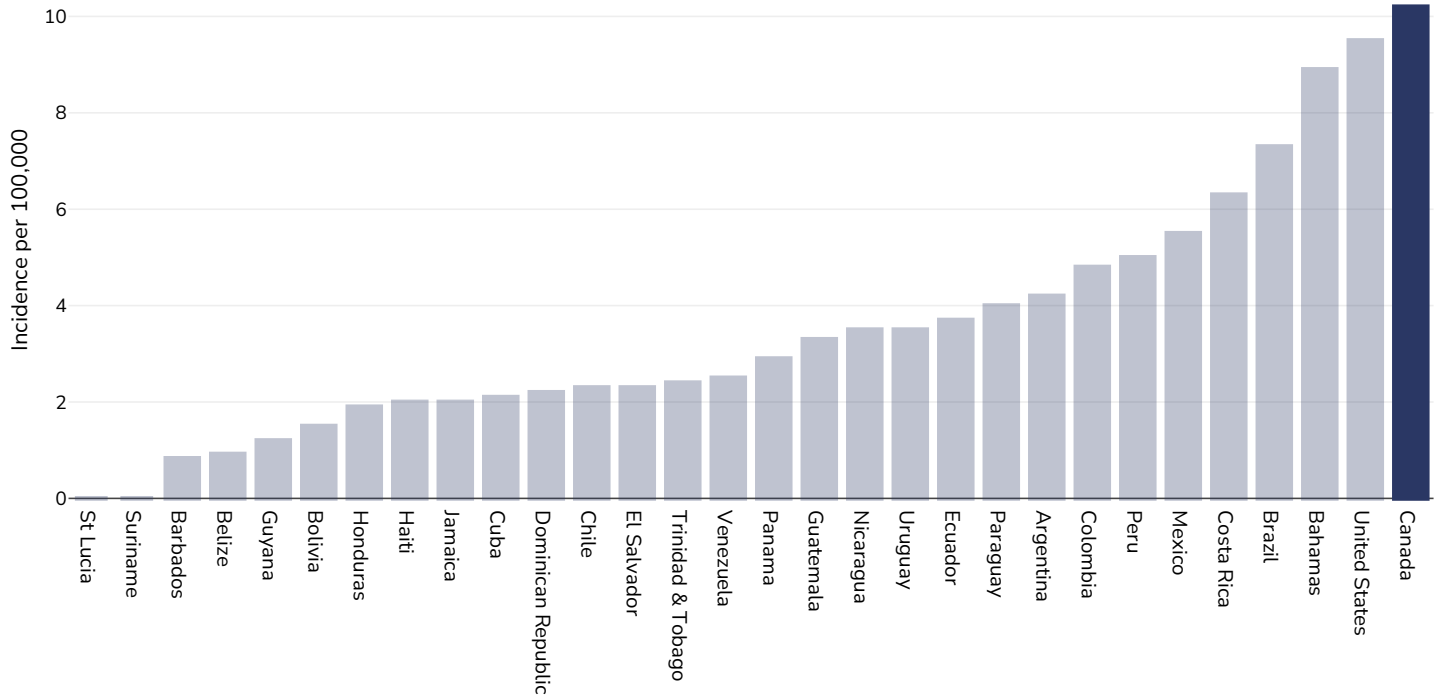
References: Ferlay J, Ervik M, Lam F, Laversanne M, Colombet M, Mery L, Piñeros M, Znaor A, Soerjomataram I, Bray F (2024). Global Cancer Observatory: Cancer Today. Lyon, France: International Agency for Research on Cancer. Available from: <https://gco.iarc.who.int/today>, accessed [16.07.24]

Definitions: Incidence per 100,000

Unless otherwise noted, overweight refers to a BMI between 25kg and 29.9kg/m², obesity refers to a BMI greater than 30kg/m².

Thyroid Cancer

Men, 2022



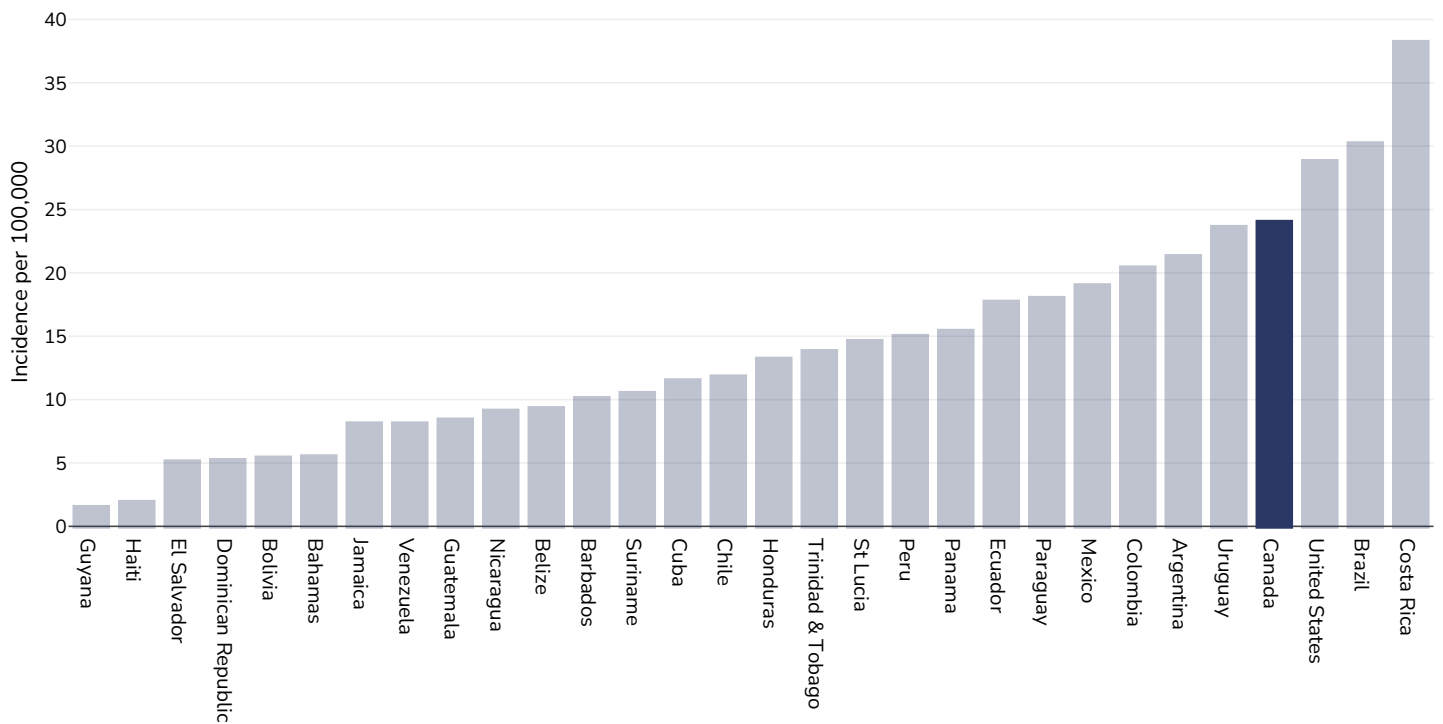
Age: 20+

Area covered: National

References: Ferlay J, Ervik M, Lam F, Laversanne M, Colombet M, Mery L, Piñeros M, Znaor A, Soerjomataram I, Bray F (2024). Global Cancer Observatory: Cancer Today. Lyon, France: International Agency for Research on Cancer. Available from: <https://gco.iarc.who.int/today>, accessed [16.07.24]

Definitions: Incidence per 100,000

Women, 2022



Age: 20+

Area covered: National

References: Ferlay J, Ervik M, Lam F, Laversanne M, Colombet M, Mery L, Piñeros M, Znaor A, Soerjomataram I, Bray F (2024). Global Cancer Observatory: Cancer Today. Lyon, France: International Agency for Research on Cancer. Available from: <https://gco.iarc.who.int/today>, accessed [16.07.24]

Definitions: Incidence per 100,000

Contextual factors

Disclaimer: These contextual factors should be interpreted with care. Results are updated as regularly as possible and use very specific criteria. The criteria used and full definitions are available for download at the bottom of this page.



Labelling

Is there mandatory nutrition labelling?	✓
Front-of-package labelling?	✓
Back-of-pack nutrition declaration?	✓
Color coding?	✗
Warning label?	✗



Regulation and marketing

Are there fiscal policies on unhealthy products?	✗
Tax on unhealthy foods?	✗
Tax on unhealthy drinks?	✗
Are there fiscal policies on healthy products?	✓
Subsidy on fruits?	✓
Subsidy on vegetables?	✓
Subsidy on other healthy products?	✓
Mandatory limit or ban of trans fat (all settings)?	✓
Mandatory limit of trans fats in place (all settings)?	✗
Ban on trans-fats or phos in place (all settings)?	✓
Are there any mandatory policies/marketing restrictions on the promotion of unhealthy food/drinks to children?	✓
Mandatory restriction on broadcast media?	✓
Mandatory restriction on non-broadcast media?	✓
Voluntary policies/marketing restrictions on the promotion of unhealthy food/drinks to children?	✓
Are there mandatory standards for food in schools?	✗
Are there any mandatory nutrient limits in any manufactured food products?	✗
Nutrition standards for public sector procurement?	✗



Political will and support

National obesity strategy or nutrition and physical activity national strategy?	✓
National obesity strategy?	✓
National childhood obesity strategy?	✓
Comprehensive nutrition strategy?	?
Comprehensive physical activity strategy?	✓
Evidence-based dietary guidelines and/or RDAs?	✓
National target(s) on reducing obesity?	✓
Guidelines/policy on obesity treatment?	✓
Promotion of breastfeeding?	✓



Monitoring and surveillance

Monitoring of the prevalence and incidence for the main obesity-related NCDs and risk factors?	✓
Within 5 years?	✓



Governance and resource

Multi-sectoral national co-ordination mechanism for obesity or nutrition (including obesity)?	✗
------------------------------------------------------------------------------------------------------	---

Key

✓ Present	✓ _v Present (voluntary)	✓ Incoming	✗ Absent	? Unknown
-----------	---------------------------------------	------------	----------	-----------

Last updated December 1, 2022

PDF created on September 11, 2024