Cabo Verde



Country report card

This report card contains the latest data available on the Global Obesity Observatory on overweight and obesity . Where available, data on common and relevant obesity drivers and comorbidities are also presented.

View the latest version of this report on the Global Obesity Observatory at https://data.worldobesity.org/country/cabo-verde-37/.

Contents	Page
Obesity prevalence	3
Double burden of underweight & overweight	5
Insufficient physical activity	7
Estimated per capita fruit intake	10
Estimated per-capita processed meat intake	11
Estimated per capita whole grains intake	12
Mental health - depression disorders	13
Mental health - anxiety disorders	19
% Infants exclusively breastfed 0-5 months	24
Percent of population who cannot afford a healthy diet	25
Oesophageal cancer	26
Breast cancer	28
Colorectal cancer	29
Pancreatic cancer	31
Gallbladder cancer	33
Kidney cancer	35
Cancer of the uterus	37
Raised blood pressure	38
Raised cholesterol	41
Raised fasting blood glucose	44
Diabetes prevalence	46
Ovarian Cancer	47
Leukemia	48
Liver and intrahepatic bile duct Cancer	50
Multiple Myeloma	52
Non Hodgkin Lymphoma	54
Thyroid Cancer	56

Obesity prevalence

Adults, 2020

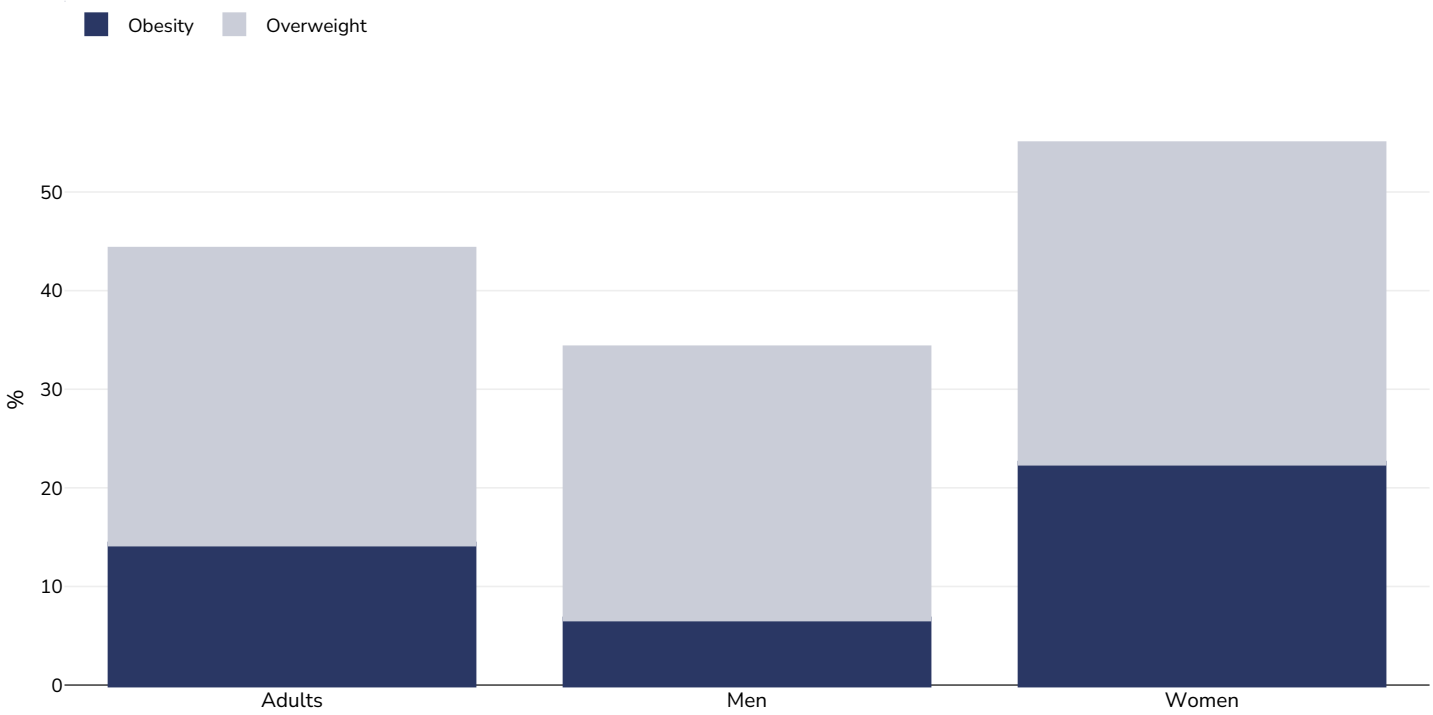

Survey type:	Measured
Age:	18-69
Sample size:	4563
Area covered:	National
References:	2020 STEPS Fact Sheet Cabo Verde Available at: https://cdn.who.int/media/docs/default-source/ncds/ncd-surveillance/data-reporting/cabo-verde/fact-sheet_cabo-verde_final_ing_01-03-2022.pdf?sfvrsn=bc7b4559_1&download=true (last accessed 13-2-23)

Unless otherwise noted, overweight refers to a BMI between 25kg and 29.9kg/m², obesity refers to a BMI greater than 30kg/m².

Children, 2001-2002



Survey type:	Measured
Age:	10-17
Sample size:	2175
Area covered:	National
References:	Dop MC, Pereira C, Mistura L, Martinex C & Cardoso E. Using Household Consumption and Expenditures Survey (HCES) Data to Assess Dietary Intake in Relation to the Nutrition Transition: A Case Study from Cape Verde. Food and Nutrition Bulletin 2012, Vol 33, Issue 3_suppl2, pp. S221 - S227
Notes:	WHO Cut off 85th Centile
Cutoffs:	WHO

Double burden of underweight & overweight

Adults, 2022

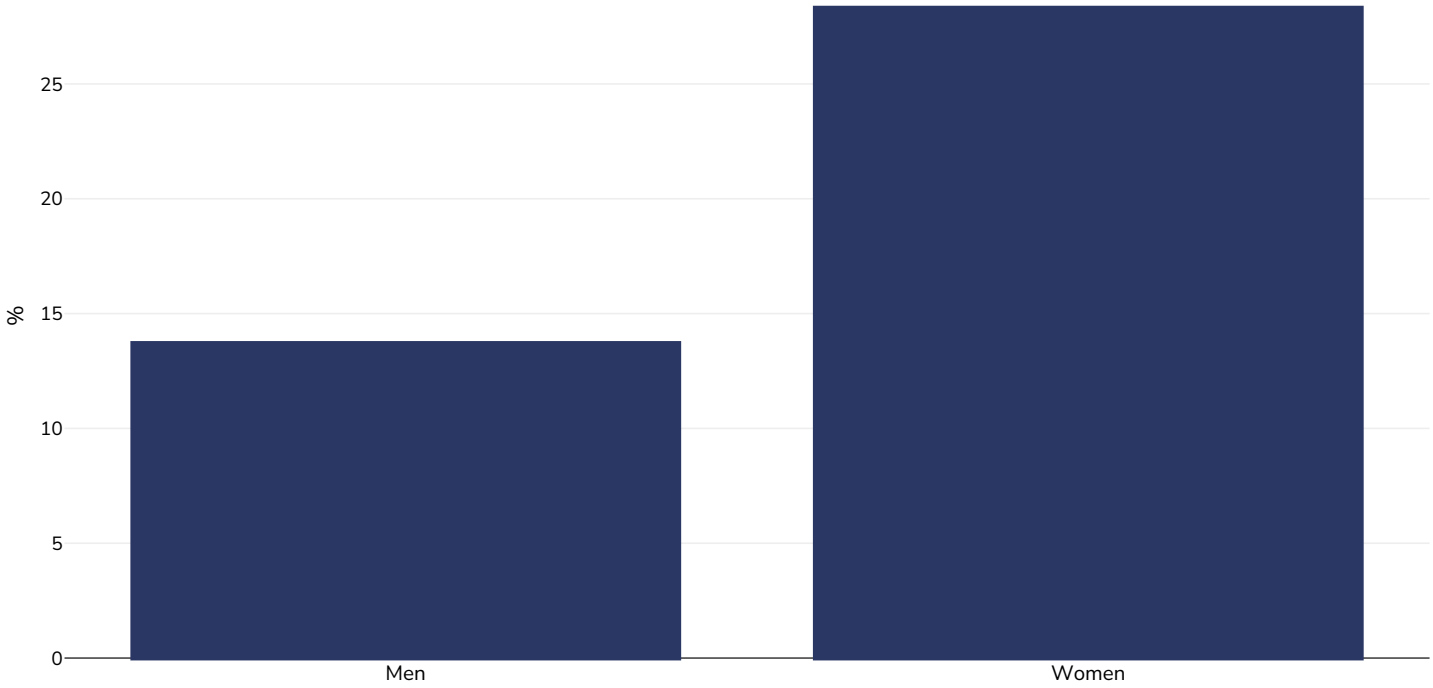

Survey type:	Measured
Age:	20+
References:	NCD Risk Factor Collaboration (NCD-RisC). Worldwide trends in underweight and obesity from 1990 to 2022: a pooled analysis of 3663 population representative studies with 222 million children, adolescents, and adults. Lancet 2024; published online Feb 29. https://doi.org/10.1016/S0140-6736(23)02750-2.
Notes:	Age Standardised estimates
Definitions:	Combined prevalence of BMI<18.5 kg/m² and BMI>=30 kg/m² (double burden of underweight and obesity)

Children, 2022

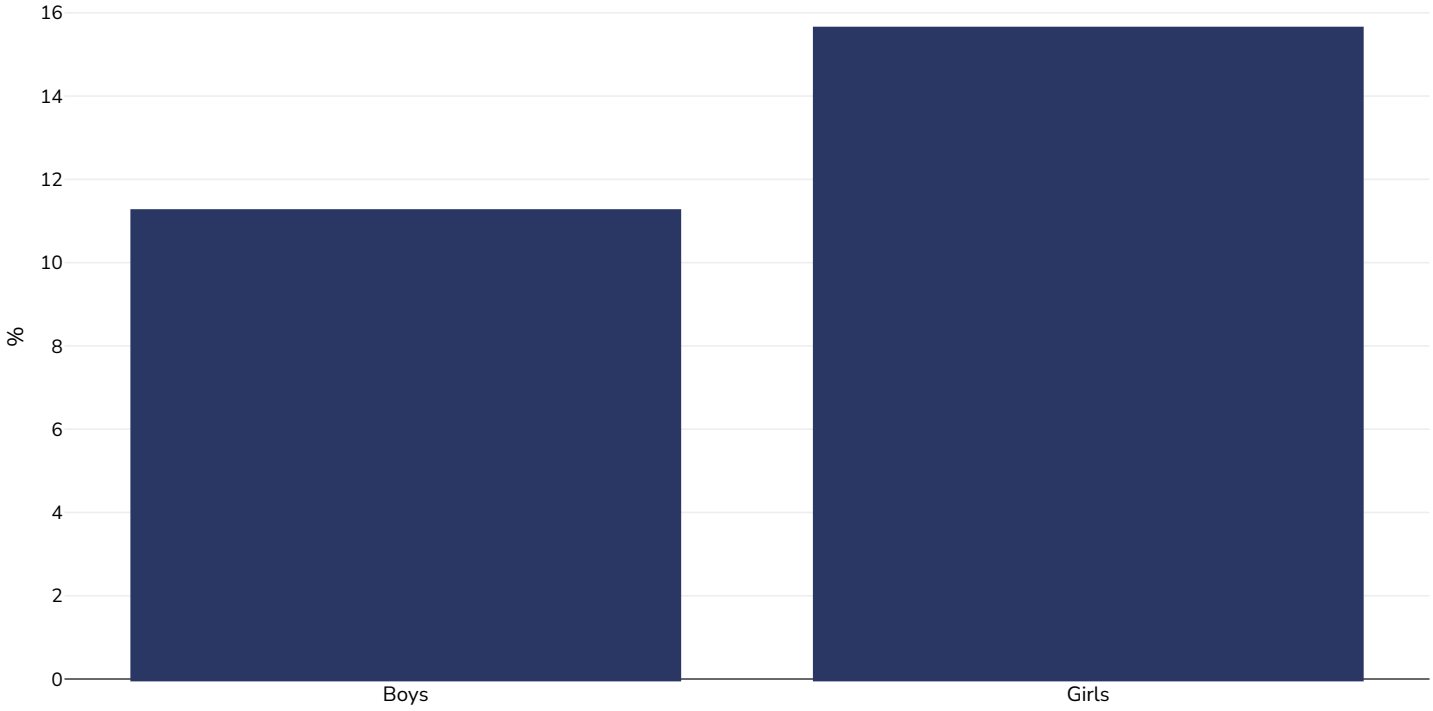

Survey type:	Measured
Age:	5-19
References:	NCD Risk Factor Collaboration (NCD-RisC). Worldwide trends in underweight and obesity from 1990 to 2022: a pooled analysis of 3663 population representative studies with 222 million children, adolescents, and adults. Lancet 2024; published online Feb 29. https://doi.org/10.1016/S0140-6736(23)02750-2.
Notes:	Age standardised estimates
Definitions:	Combined prevalence of BMI < -2SD and BMI > 2SD (double burden of thinness and obesity)
Cutoffs:	BMI < -2SD and BMI > 2SD

Insufficient physical activity

Adults, 2022

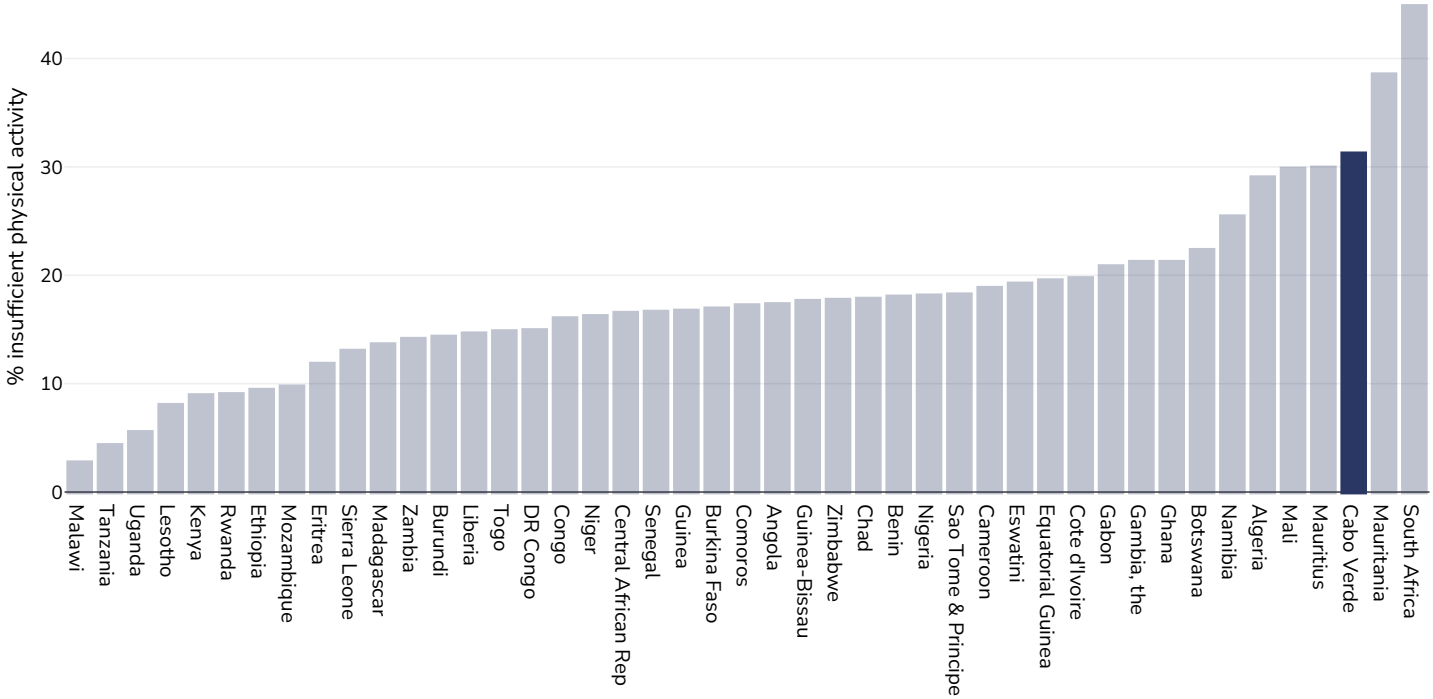

Survey type:	Self-reported
Age:	18+
Area covered:	National
References:	WHO (2024). Prevalence of insufficient physical activity among adults aged 18-years age-standardized estimate in 2022. Available at https://www.who.int/data/gho/data/indicators/indicator-details/GHO/prevalence-of-insufficient-physical-activity-among-adults-aged-18-years-(age-standardized-estimate)-(-)
Definitions:	Percent of population attaining less than 150 minutes of moderate-intensity physical activity per week, or less than 75 minutes of vigorous-intensity physical activity per week, or equivalent.

Men, 2022

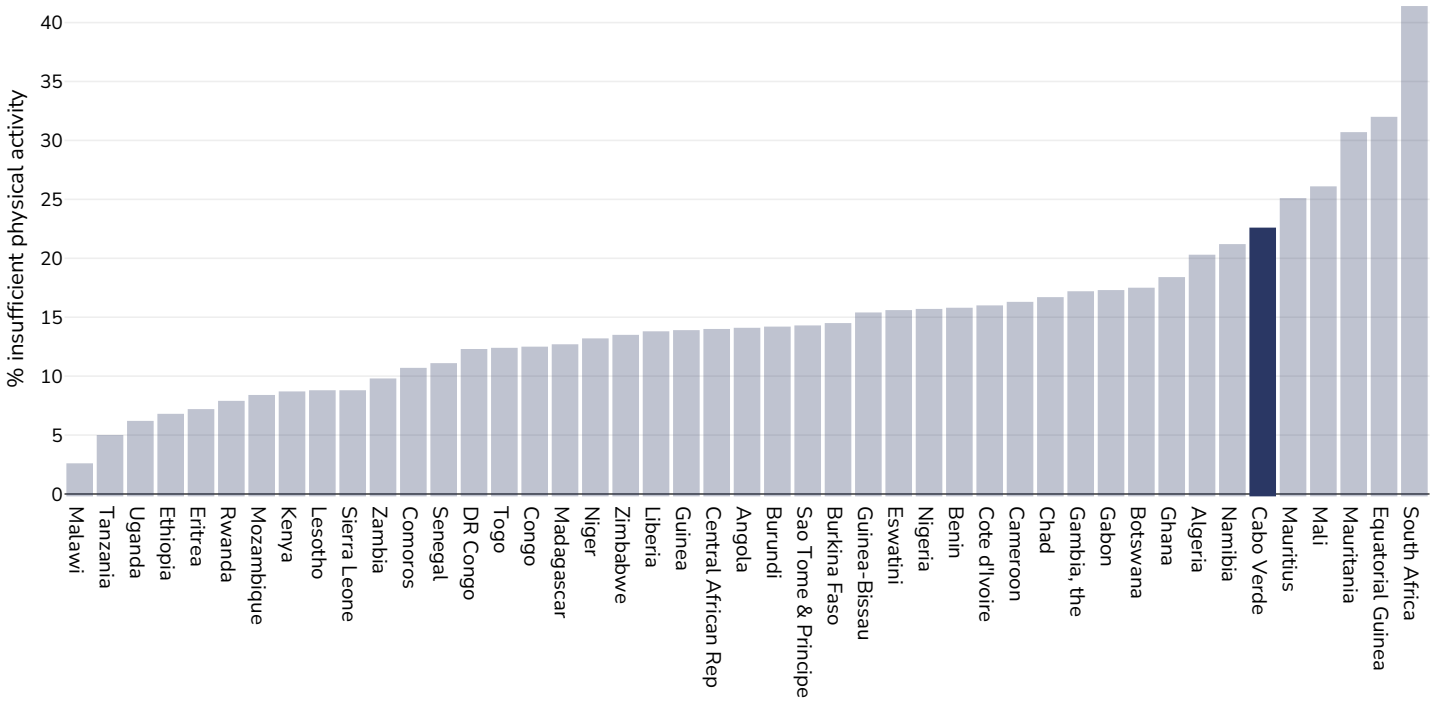

Survey type:	Self-reported
Age:	18+
Area covered:	National
References:	WHO (2024). Prevalence of insufficient physical activity among adults aged 18-years age-standardized estimate in 2022. Available at https://www.who.int/data/gho/data/indicators/indicator-details/GHO/prevalence-of-insufficient-physical-activity-among-adults-aged-18-years-(age-standardized-estimate)-(-)
Definitions:	Percent of population attaining less than 150 minutes of moderate-intensity physical activity per week, or less than 75 minutes of vigorous-intensity physical activity per week, or equivalent.

Women, 2022

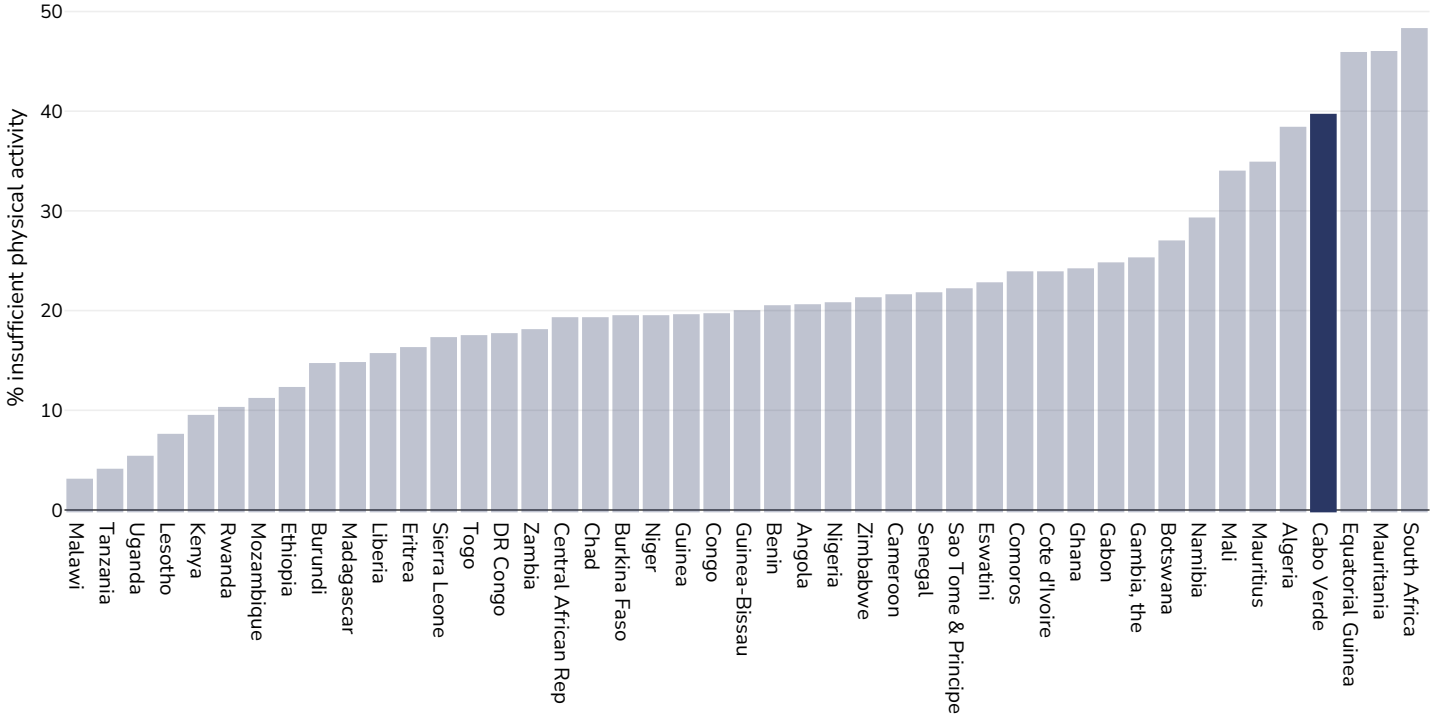

Survey type:	Self-reported
Age:	18+
Area covered:	National
References:	WHO (2024). Prevalence of insufficient physical activity among adults aged 18-years age-standardized estimate in 2022. Available at https://www.who.int/data/gho/data/indicators/indicator-details/GHO/prevalence-of-insufficient-physical-activity-among-adults-aged-18-years-(age-standardized-estimate)-(-)
Definitions:	Percent of population attaining less than 150 minutes of moderate-intensity physical activity per week, or less than 75 minutes of vigorous-intensity physical activity per week, or equivalent.

Estimated per capita fruit intake

Adults, 2017

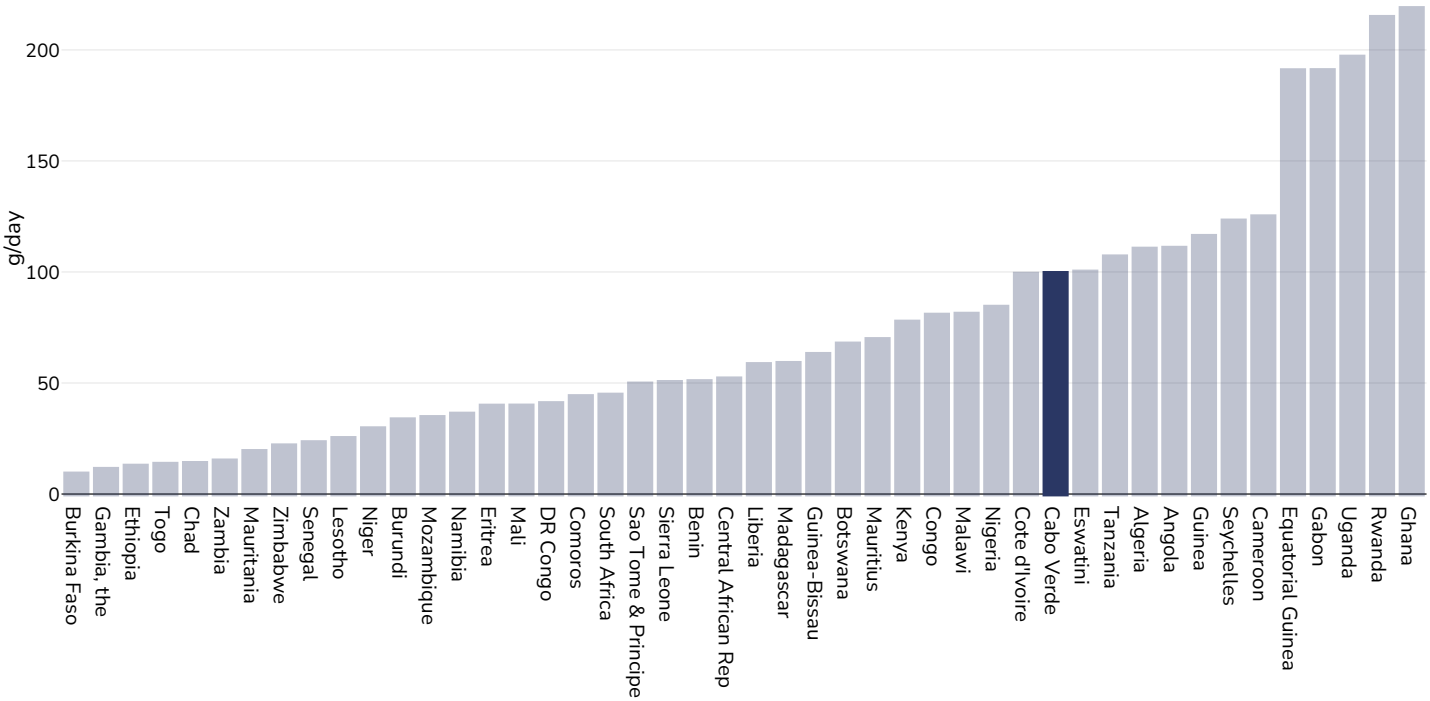

Survey type:	Measured
Age:	25+
References:	Global Burden of Disease, the Institute for Health Metrics and Evaluation http://ghdx.healthdata.org/
Definitions:	Estimated per-capita fruit intake (g/day)

Estimated per-capita processed meat intake

Adults, 2017

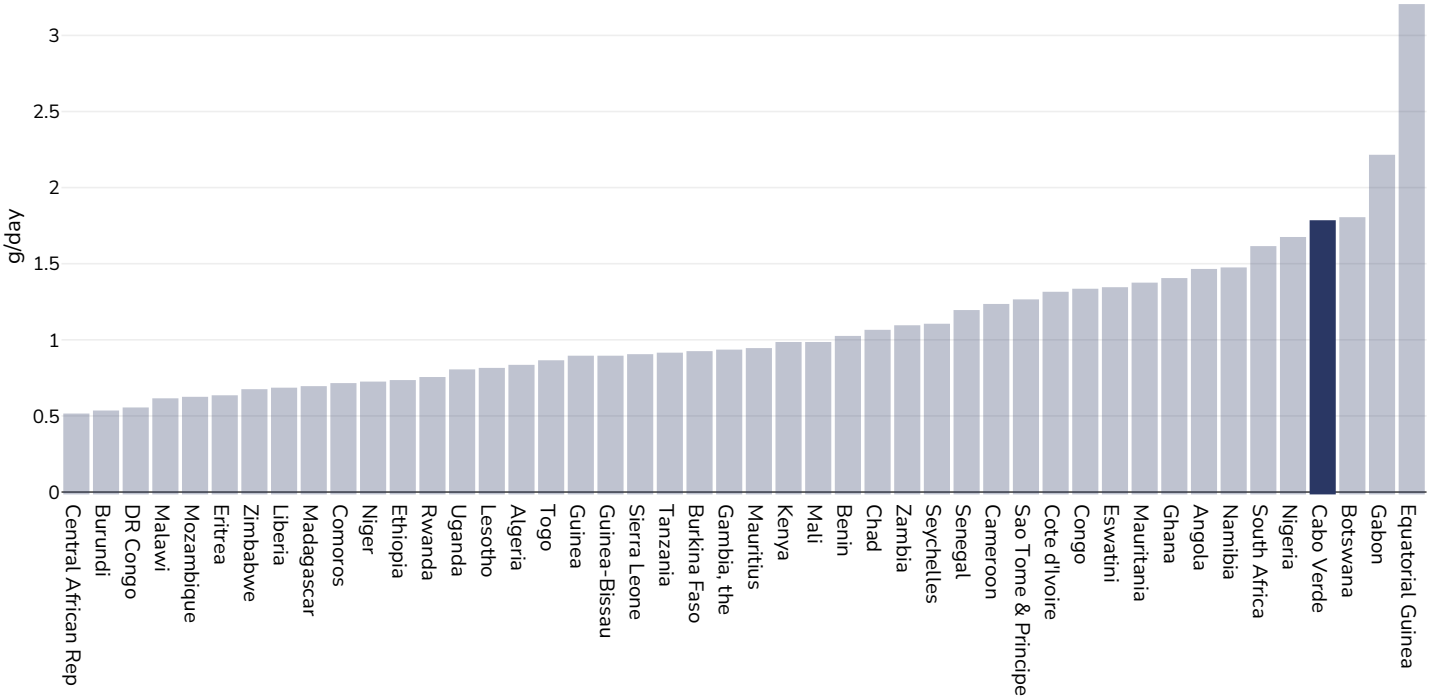

Survey type:	Measured
Age:	25+
References:	Global Burden of Disease, the Institute for Health Metrics and Evaluation http://ghdx.healthdata.org/
Definitions:	Estimated per-capita processed meat intake (g per day)

Estimated per capita whole grains intake

Adults, 2017

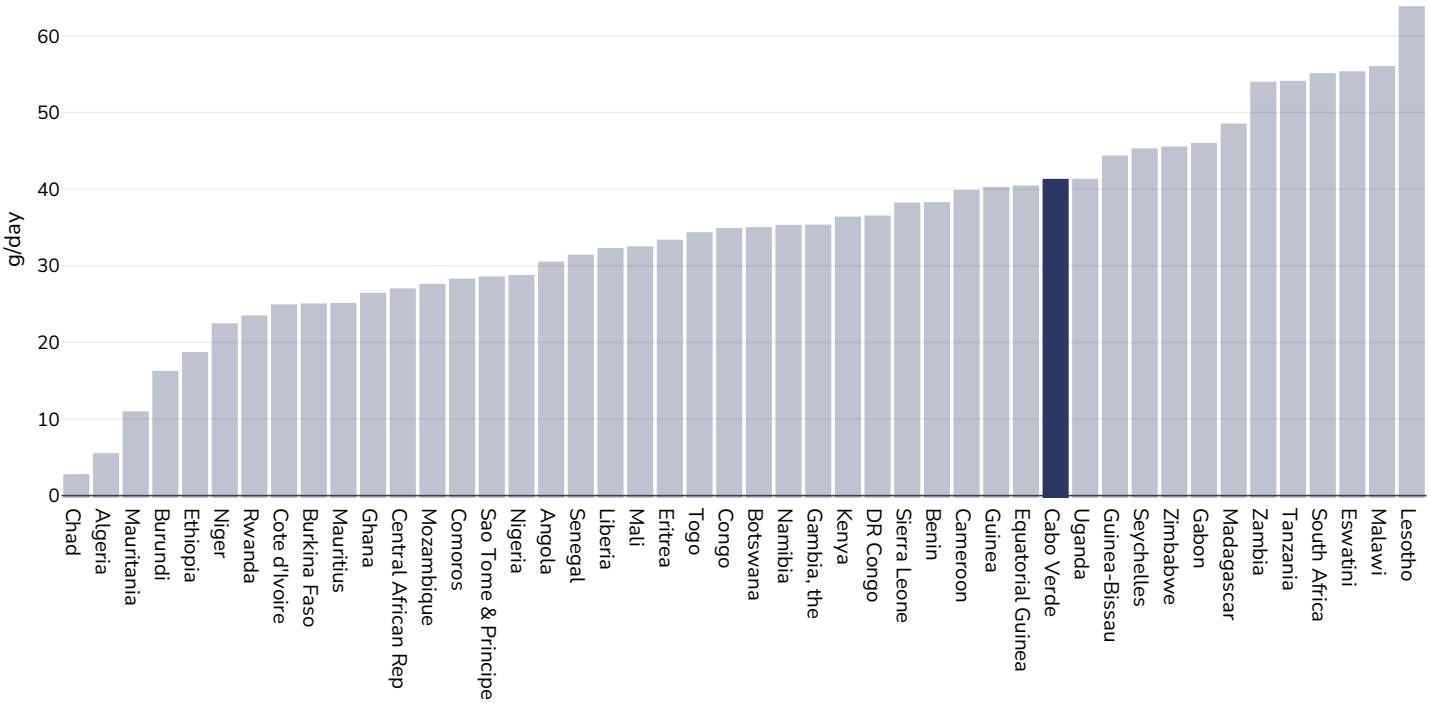

Survey type:	Measured
Age:	25+
References:	Global Burden of Disease, the Institute for Health Metrics and Evaluation http://ghdx.healthdata.org/
Definitions:	Estimated per-capita whole grains intake (g/day)

Mental health - depression disorders

Adults, 2021



Age:	20+
Area covered:	National
References:	Institute for Health Metrics and Evaluation (IHME). GBD Compare Data Visualization. Global Burden of Disease (GBD) Study 2021. Seattle, WA: IHME, University of Washington, 2023. Available from http://vizhub.healthdata.org/gbd-compare. (Last accessed 23.04.25)
Definitions:	Number living with depression per 100,000 population (adults 20+ years)

Men, 2021



Age:	20+
Area covered:	National
References:	Institute for Health Metrics and Evaluation (IHME). GBD Compare Data Visualization. Global Burden of Disease (GBD) Study 2021. Seattle, WA: IHME, University of Washington, 2023. Available from http://vizhub.healthdata.org/gbd-compare. (Last accessed 23.04.25)
Definitions:	Number living with depression per 100,000 population (adults 20+ years)

Women, 2021



Age:	20+
Area covered:	National
References:	Institute for Health Metrics and Evaluation (IHME). GBD Compare Data Visualization. Global Burden of Disease (GBD) Study 2021. Seattle, WA: IHME, University of Washington, 2023. Available from http://vizhub.healthdata.org/gbd-compare. (Last accessed 23.04.25)
Definitions:	Number living with depression per 100,000 population (adults 20+ years)

Children, 2021

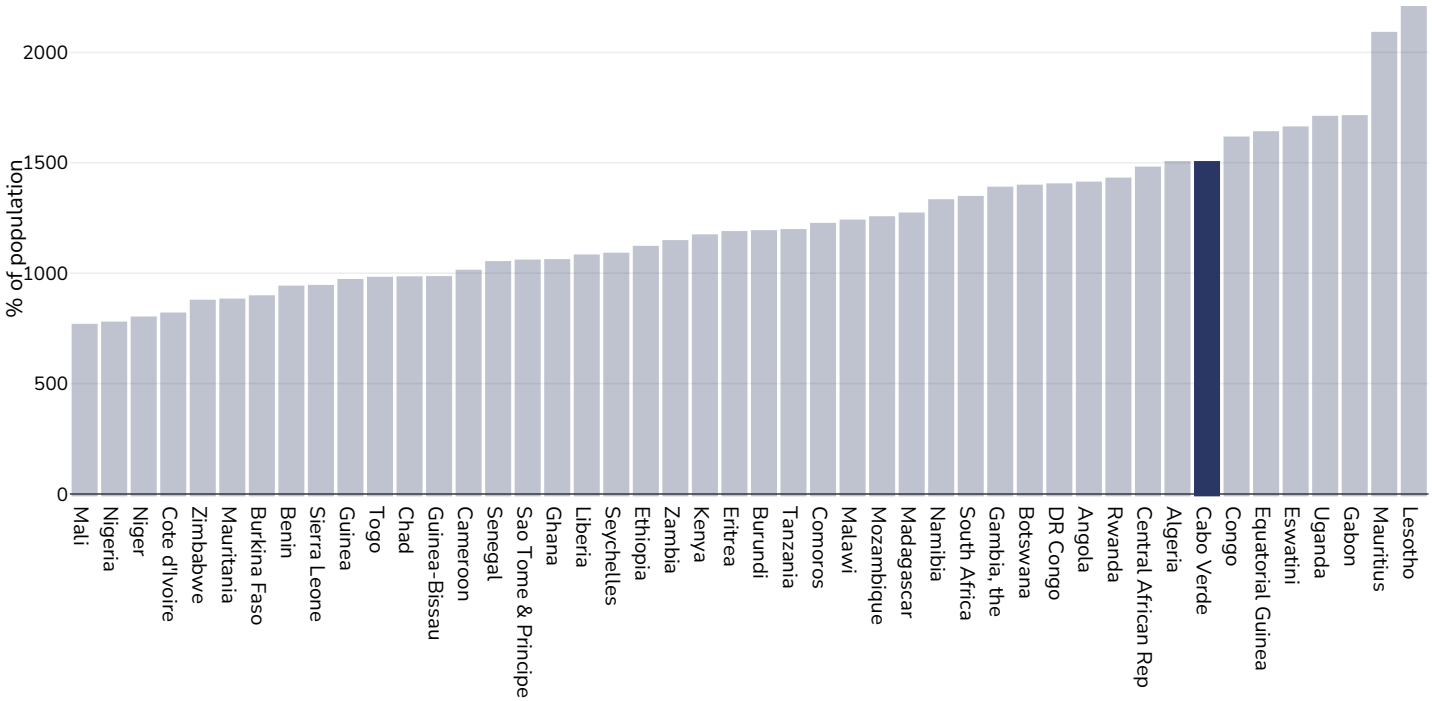

Area covered:	National
References:	Institute for Health Metrics and Evaluation (IHME). GBD Compare Data Visualization. Global Burden of Disease (GBD) Study 2021. Seattle, WA: IHME, University of Washington, 2023. Available from http://vizhub.healthdata.org/gbd-compare. (Last accessed 23.04.25)
Definitions:	Number living with depressive disorder per 100,000 population (Under 20 years of age)

Boys, 2021

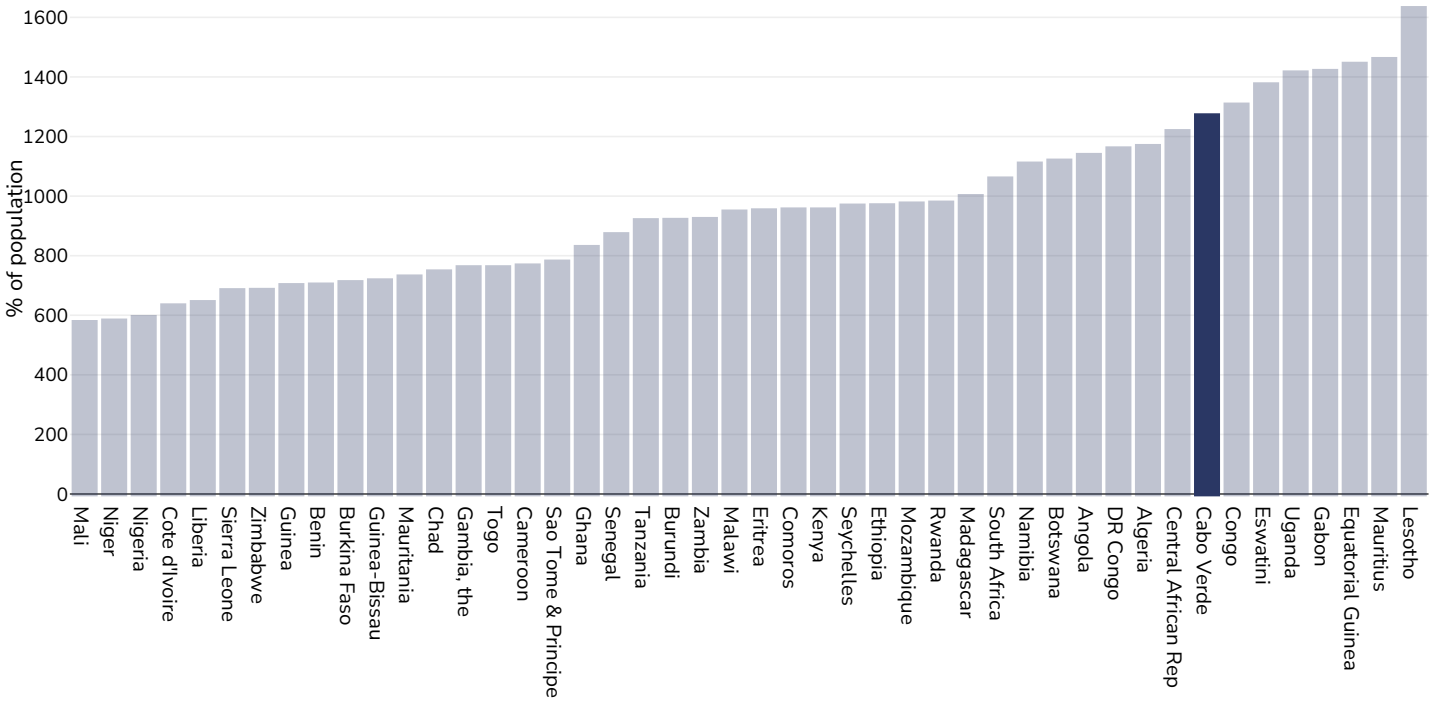

Area covered:	National
References:	Institute for Health Metrics and Evaluation (IHME). GBD Compare Data Visualization. Global Burden of Disease (GBD) Study 2021. Seattle, WA: IHME, University of Washington, 2023. Available from http://vizhub.healthdata.org/gbd-compare. (Last accessed 23.04.25)
Definitions:	Number living with depressive disorder per 100,000 population (Under 20 years of age)

Girls, 2021

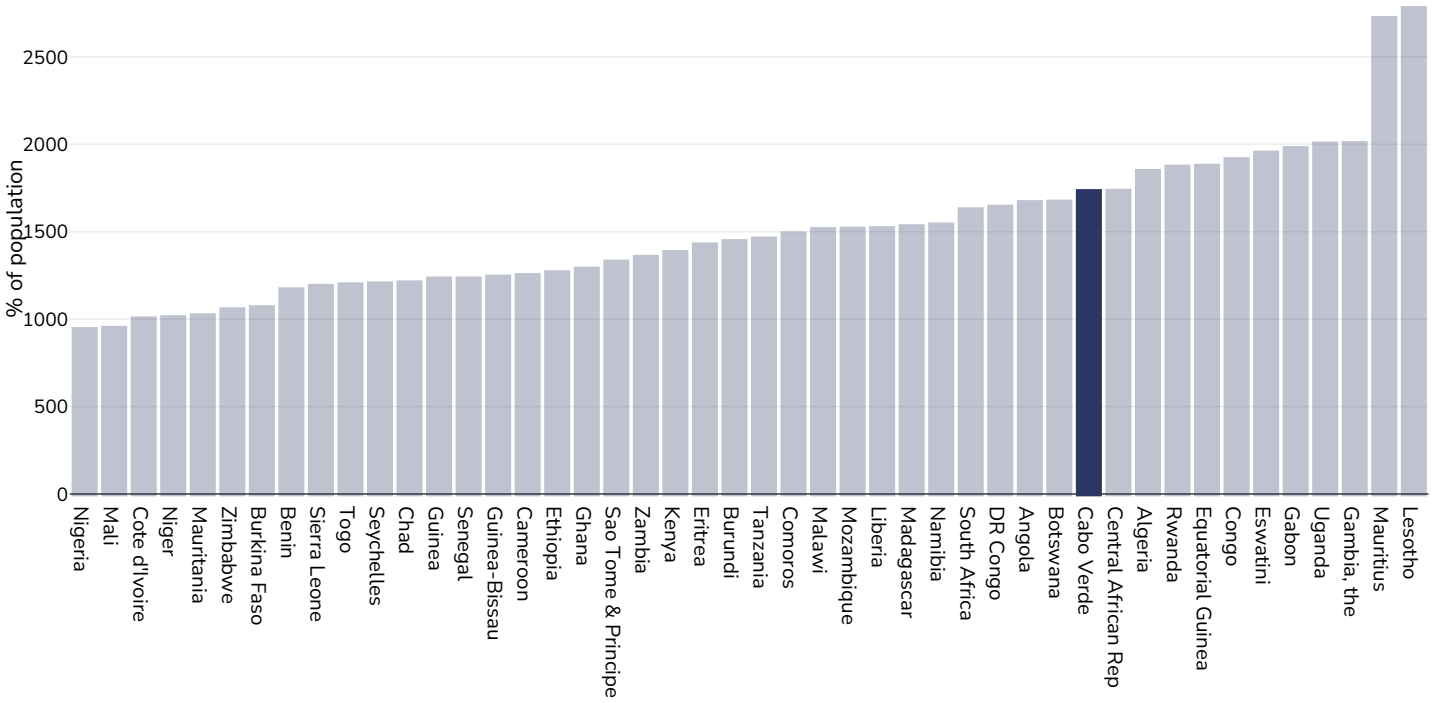

Area covered:	National
References:	Institute for Health Metrics and Evaluation (IHME). GBD Compare Data Visualization. Global Burden of Disease (GBD) Study 2021. Seattle, WA: IHME, University of Washington, 2023. Available from http://vizhub.healthdata.org/gbd-compare. (Last accessed 23.04.25)
Definitions:	Number living with depressive disorder per 100,000 population (Under 20 years of age)

Mental health - anxiety disorders

Adults, 2021



Age:	20+
References:	Institute for Health Metrics and Evaluation (IHME). GBD Compare Data Visualization. Global Burden of Disease (GBD) Study 2021. Seattle, WA: IHME, University of Washington, 2023. Available from http://vizhub.healthdata.org/gbd-compare. (Last accessed 23.04.25).
Definitions:	Number living with anxiety per 100,000 population

Men, 2021



Age:	20+
References:	Institute for Health Metrics and Evaluation (IHME). GBD Compare Data Visualization. Global Burden of Disease (GBD) Study 2021. Seattle, WA: IHME, University of Washington, 2023. Available from http://vizhub.healthdata.org/gbd-compare. (Last accessed 23.04.25).
Definitions:	Number living with anxiety per 100,000 population

Women, 2021



Age:	20+
References:	Institute for Health Metrics and Evaluation (IHME). GBD Compare Data Visualization. Global Burden of Disease (GBD) Study 2021. Seattle, WA: IHME, University of Washington, 2023. Available from http://vizhub.healthdata.org/gbd-compare. (Last accessed 23.04.25).
Definitions:	Number living with anxiety per 100,000 population

Children, 2021

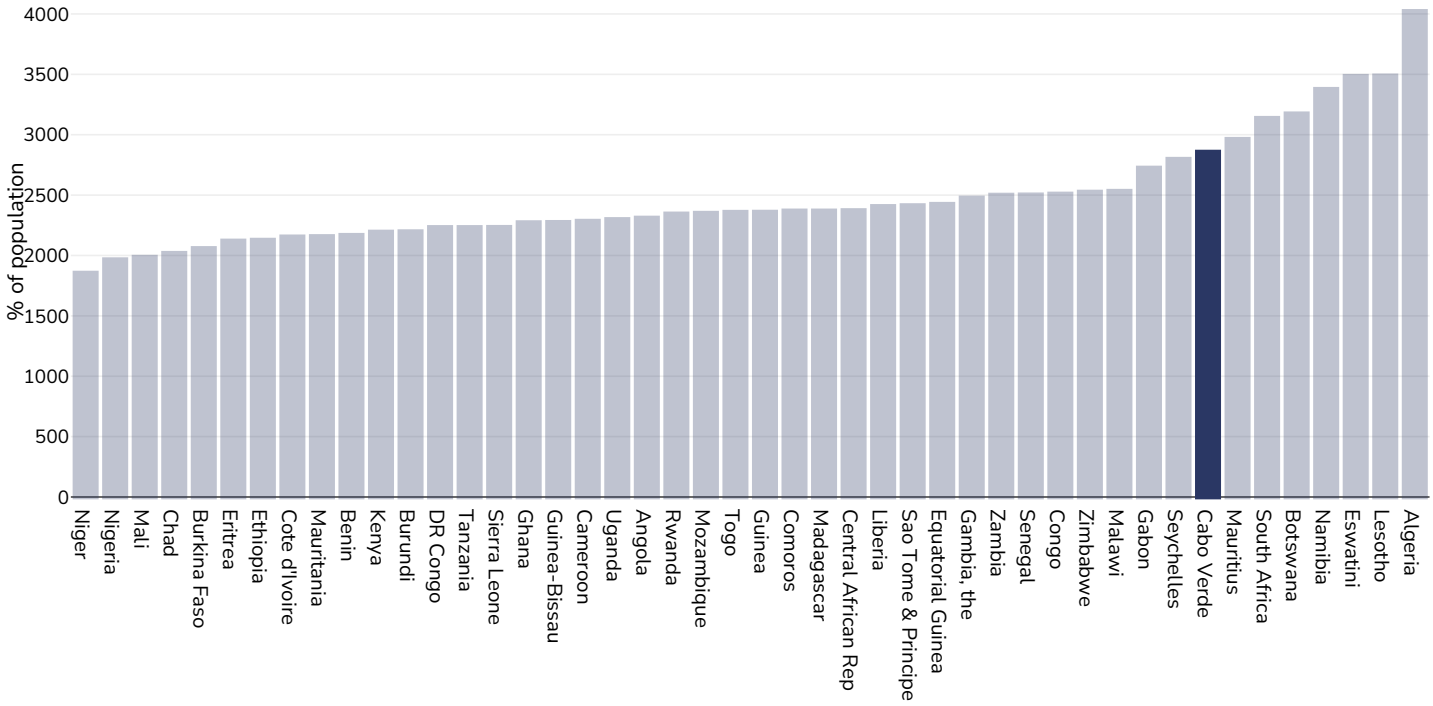

References: Institute for Health Metrics and Evaluation (IHME). GBD Compare Data Visualization. Global Burden of Disease (GBD) Study 2021. Seattle, WA: IHME, University of Washington, 2023. Available from http://vizhub.healthdata.org/gbd-compare. (Last accessed 23.04.25)

Boys, 2021

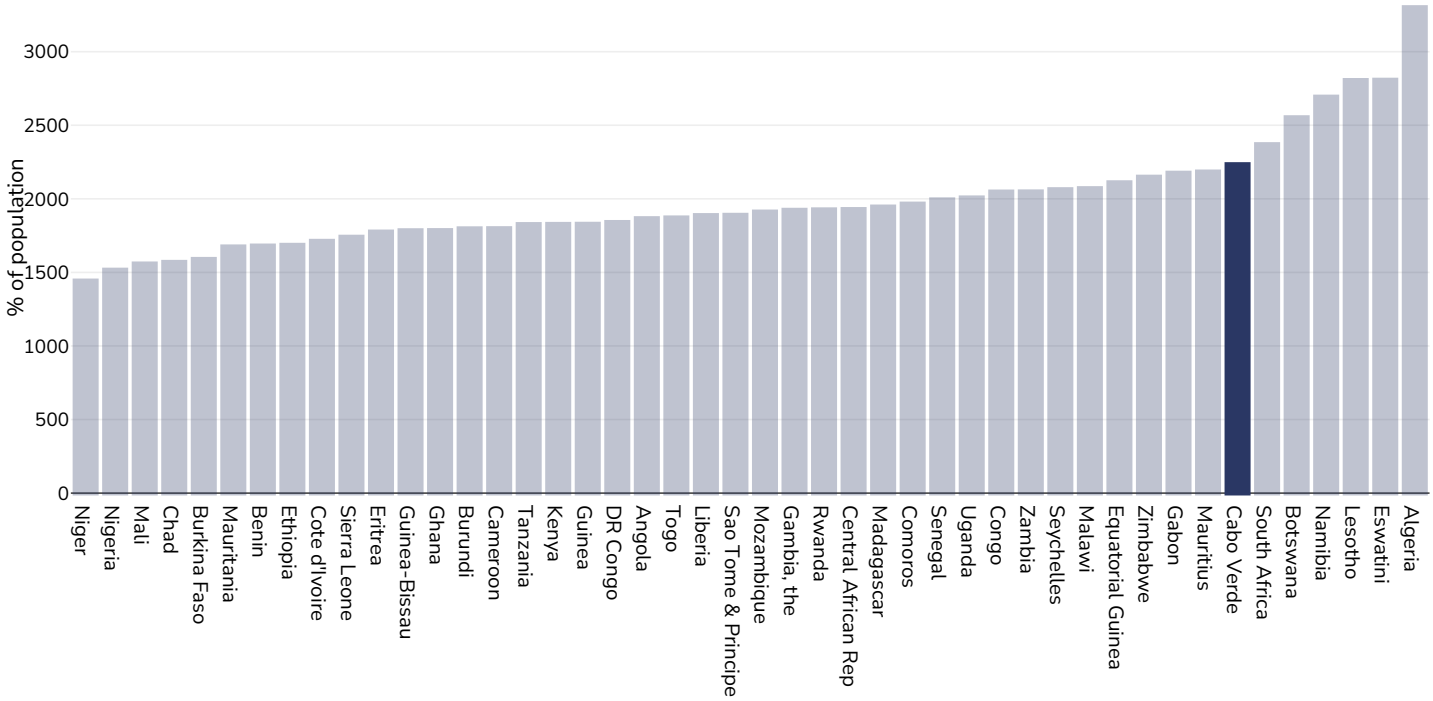

References: Institute for Health Metrics and Evaluation (IHME). GBD Compare Data Visualization. Global Burden of Disease (GBD) Study 2021. Seattle, WA: IHME, University of Washington, 2023. Available from http://vizhub.healthdata.org/gbd-compare. (Last accessed 23.04.25)

Girls, 2021

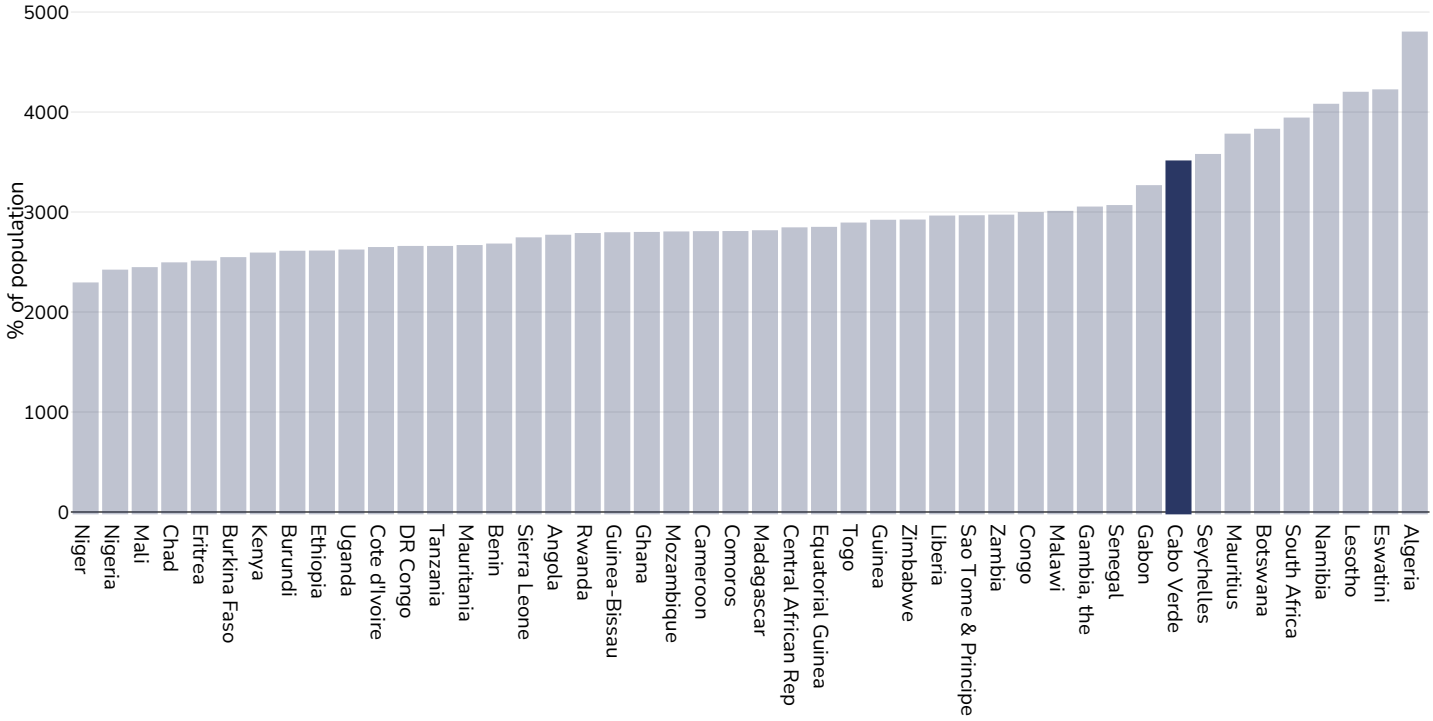

References: Institute for Health Metrics and Evaluation (IHME). GBD Compare Data Visualization. Global Burden of Disease (GBD) Study 2021. Seattle, WA: IHME, University of Washington, 2023. Available from http://vizhub.healthdata.org/gbd-compare. (Last accessed 23.04.25)

% Infants exclusively breastfed 0-5 months

0-5 years, 2010-2024

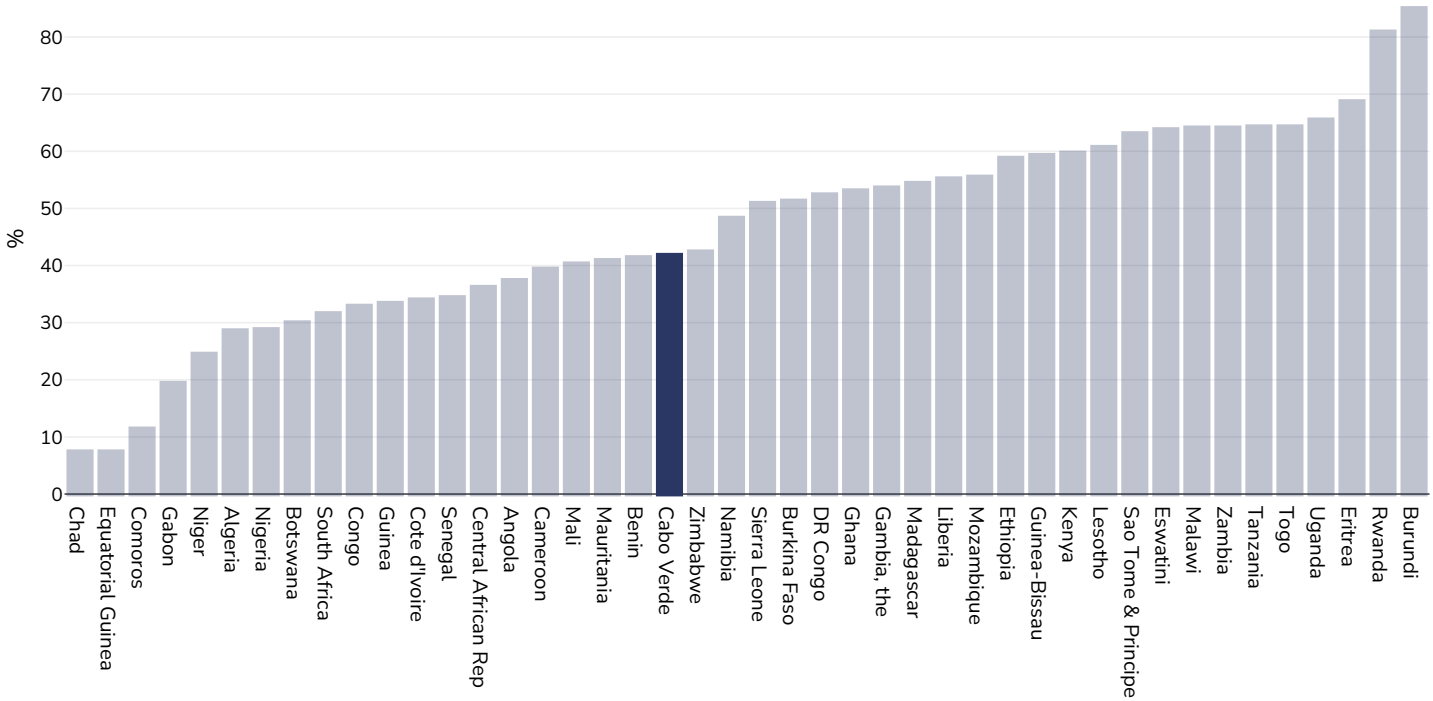

References:	Inquérito Demográfico e de Saúde Reprodutiva, IDSR-III, Cabo Verde 2018. Praia, Cabo Verde e Columbia, Maryland, USA
Notes:	Full details are available. Original citation United Nations Children's Fund, Division of Data, Analysis, Planning and Monitoring (2023). Global UNICEF Global Databases: Infant and Young Child Feeding: Exclusive breastfeeding, New York, October 2023.

Percent of population who cannot afford a healthy diet

Adults, 2022

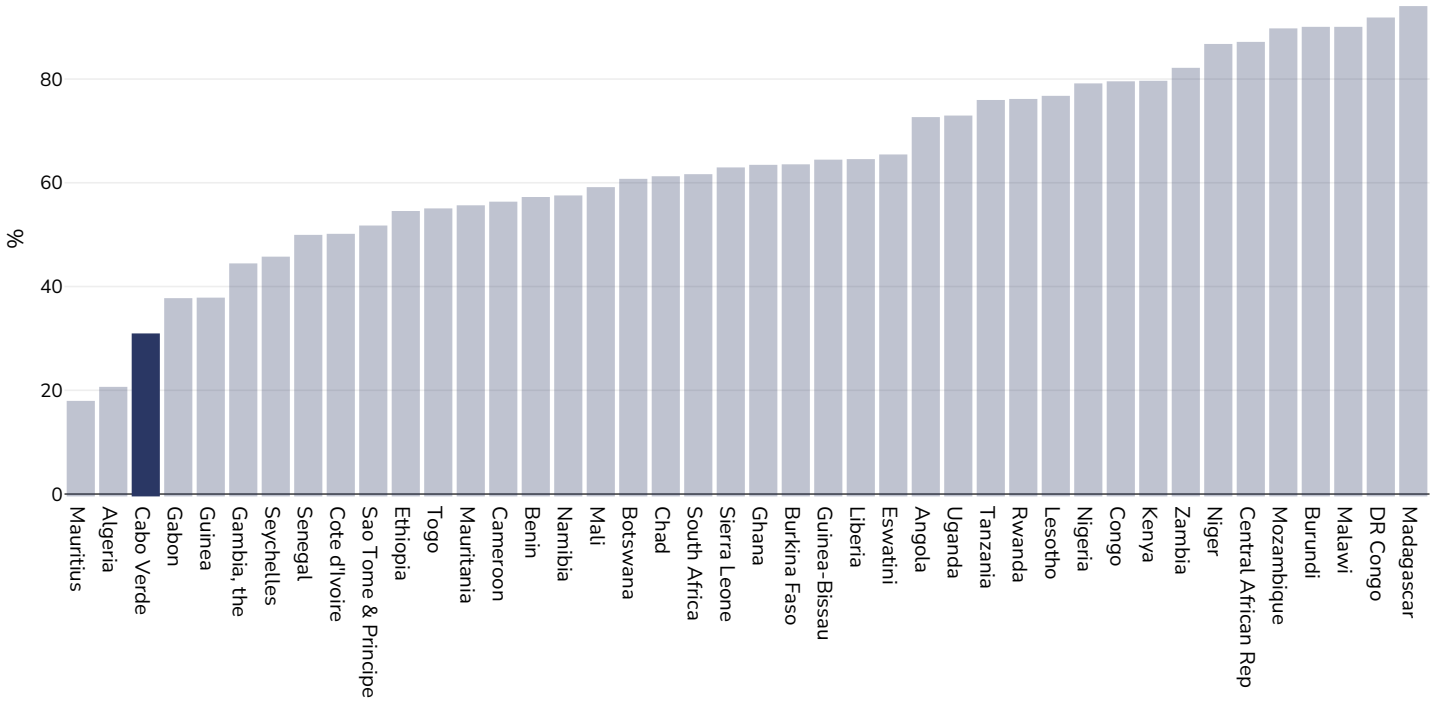

Area covered:	National
References:	The Food Systems Dashboard. The Global Alliance for Improved Nutrition (GAIN), The Columbia Climate School, and Cornell University College of Agriculture and Life Sciences. 2024. Geneva, Switzerland. https://www.foodsystemsdashboard.org. DOI: https://doi.org/10.36072/db.

Oesophageal cancer

Men, 2022

Age:	20+
Area covered:	National
References:	Ferlay J, Ervik M, Lam F, Laversanne M, Colombet M, Mery L, Piñeros M, Znaor A, Soerjomataram I, Bray F (2024).Global Cancer Observatory: Cancer Today. Lyon, France: International Agency for Research on Cancer. Available from: https://gco.iarc.who.int/today, accessed [16.07.24]
Definitions:	Indicence per 100,000

Women, 2022



Age:	20+
Area covered:	National
References:	Ferlay J, Ervik M, Lam F, Laversanne M, Colombet M, Mery L, Piñeros M, Znaor A, Soerjomataram I, Bray F (2024).Global Cancer Observatory: Cancer Today. Lyon, France: International Agency for Research on Cancer. Available from: https://gco.iarc.who.int/today, accessed [16.07.24]
Definitions:	Indicence per 100,000

Breast cancer

Women, 2022

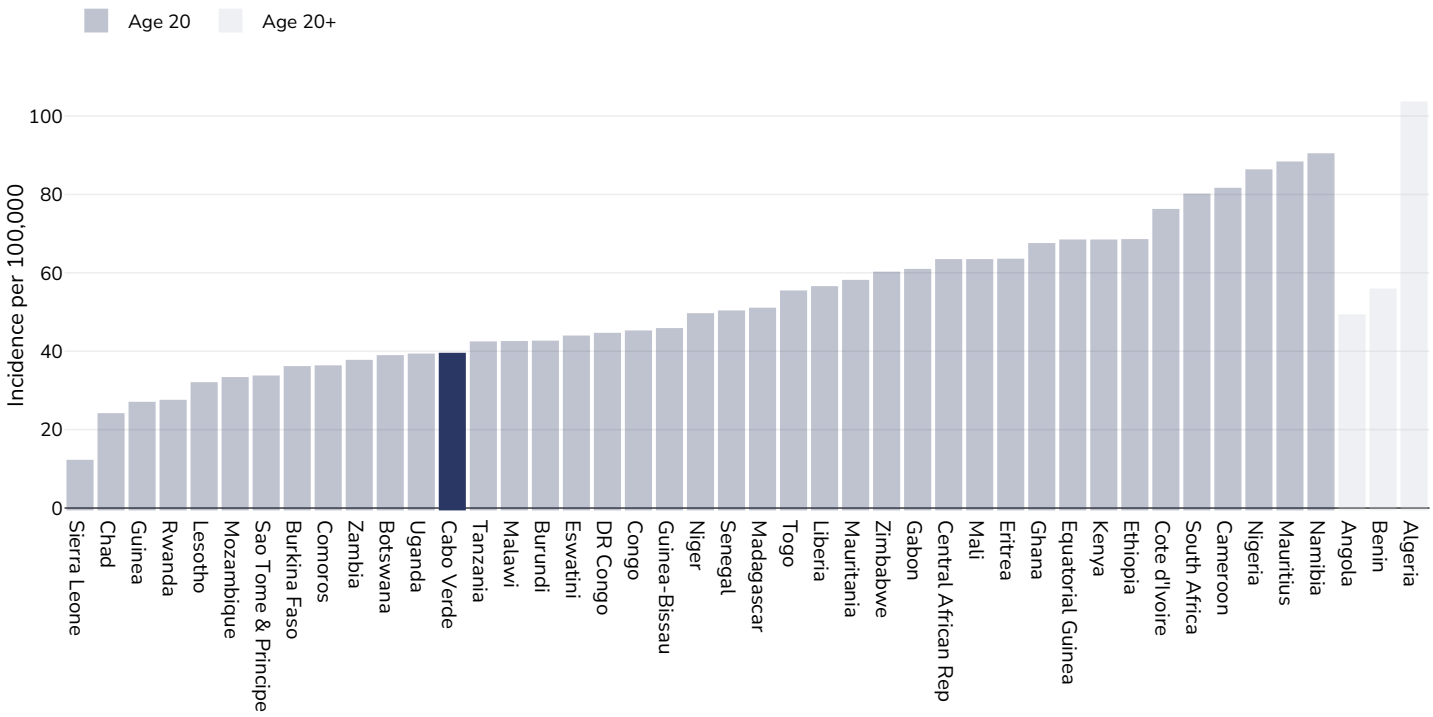

Area covered:	National
References:	Ferlay J, Ervik M, Lam F, Laversanne M, Colombet M, Mery L, Piñeros M, Znaor A, Soerjomataram I, Bray F (2024).Global Cancer Observatory: Cancer Today. Lyon, France: International Agency for Research on Cancer. Available from: https://gco.iarc.who.int/today, accessed [16.07.24]
Definitions:	Incidence per 100,000

Colorectal cancer

Men, 2022



Age:	20+
Area covered:	National
References:	Ferlay J, Ervik M, Lam F, Laversanne M, Colombet M, Mery L, Piñeros M, Znaor A, Soerjomataram I, Bray F (2024).Global Cancer Observatory: Cancer Today. Lyon, France: International Agency for Research on Cancer. Available from: https://gco.iarc.who.int/today, accessed [16.07.24]
Definitions:	Incidence per 100,000

Women, 2022



Age:	20+
Area covered:	National
References:	Ferlay J, Ervik M, Lam F, Laversanne M, Colombet M, Mery L, Piñeros M, Znaor A, Soerjomataram I, Bray F (2024).Global Cancer Observatory: Cancer Today. Lyon, France: International Agency for Research on Cancer. Available from: https://gco.iarc.who.int/today, accessed [16.07.24]
Definitions:	Incidence per 100,000

Pancreatic cancer

Men, 2022



Age:	20+
Area covered:	National
References:	Ferlay J, Ervik M, Lam F, Laversanne M, Colombet M, Mery L, Piñeros M, Znaor A, Soerjomataram I, Bray F (2024).Global Cancer Observatory: Cancer Today. Lyon, France: International Agency for Research on Cancer. Available from: https://gco.iarc.who.int/today, accessed [16.07.24]
Definitions:	Incidence per 100,000

Women, 2022



Age:	20+
Area covered:	National
References:	Ferlay J, Ervik M, Lam F, Laversanne M, Colombet M, Mery L, Piñeros M, Znaor A, Soerjomataram I, Bray F (2024).Global Cancer Observatory: Cancer Today. Lyon, France: International Agency for Research on Cancer. Available from: https://gco.iarc.who.int/today, accessed [16.07.24]
Definitions:	Incidence per 100,000

Gallbladder cancer

Men, 2022



Age:	20+
Area covered:	National
References:	Ferlay J, Ervik M, Lam F, Laversanne M, Colombet M, Mery L, Piñeros M, Znaor A, Soerjomataram I, Bray F (2024).Global Cancer Observatory: Cancer Today. Lyon, France: International Agency for Research on Cancer. Available from: https://gco.iarc.who.int/today, accessed [16.07.24]
Definitions:	Indicence per 100,000

Women, 2022



Age:	20+
Area covered:	National
References:	Ferlay J, Ervik M, Lam F, Laversanne M, Colombet M, Mery L, Piñeros M, Znaor A, Soerjomataram I, Bray F (2024).Global Cancer Observatory: Cancer Today. Lyon, France: International Agency for Research on Cancer. Available from: https://gco.iarc.who.int/today, accessed [16.07.24]
Definitions:	Indicence per 100,000

Kidney cancer

Men, 2022



Age:	20+
Area covered:	National
References:	Ferlay J, Ervik M, Lam F, Laversanne M, Colombet M, Mery L, Piñeros M, Znaor A, Soerjomataram I, Bray F (2024).Global Cancer Observatory: Cancer Today. Lyon, France: International Agency for Research on Cancer. Available from: https://gco.iarc.who.int/today, accessed [16.07.24]
Definitions:	Incidence per 100,000

Women, 2022



Age:	20+
Area covered:	National
References:	Ferlay J, Ervik M, Lam F, Laversanne M, Colombet M, Mery L, Piñeros M, Znaor A, Soerjomataram I, Bray F (2024).Global Cancer Observatory: Cancer Today. Lyon, France: International Agency for Research on Cancer. Available from: https://gco.iarc.who.int/today, accessed [16.07.24]
Definitions:	Incidence per 100,000

Cancer of the uterus

Women, 2022



Age:	20+
References:	Ferlay J, Ervik M, Lam F, Laversanne M, Colombet M, Mery L, Piñeros M, Znaor A, Soerjomataram I, Bray F (2024).Global Cancer Observatory: Cancer Today. Lyon, France: International Agency for Research on Cancer. Available from: https://gco.iarc.who.int/today, accessed [16.07.24]
Definitions:	Incidence per 100,000

Raised blood pressure

Adults, 2015

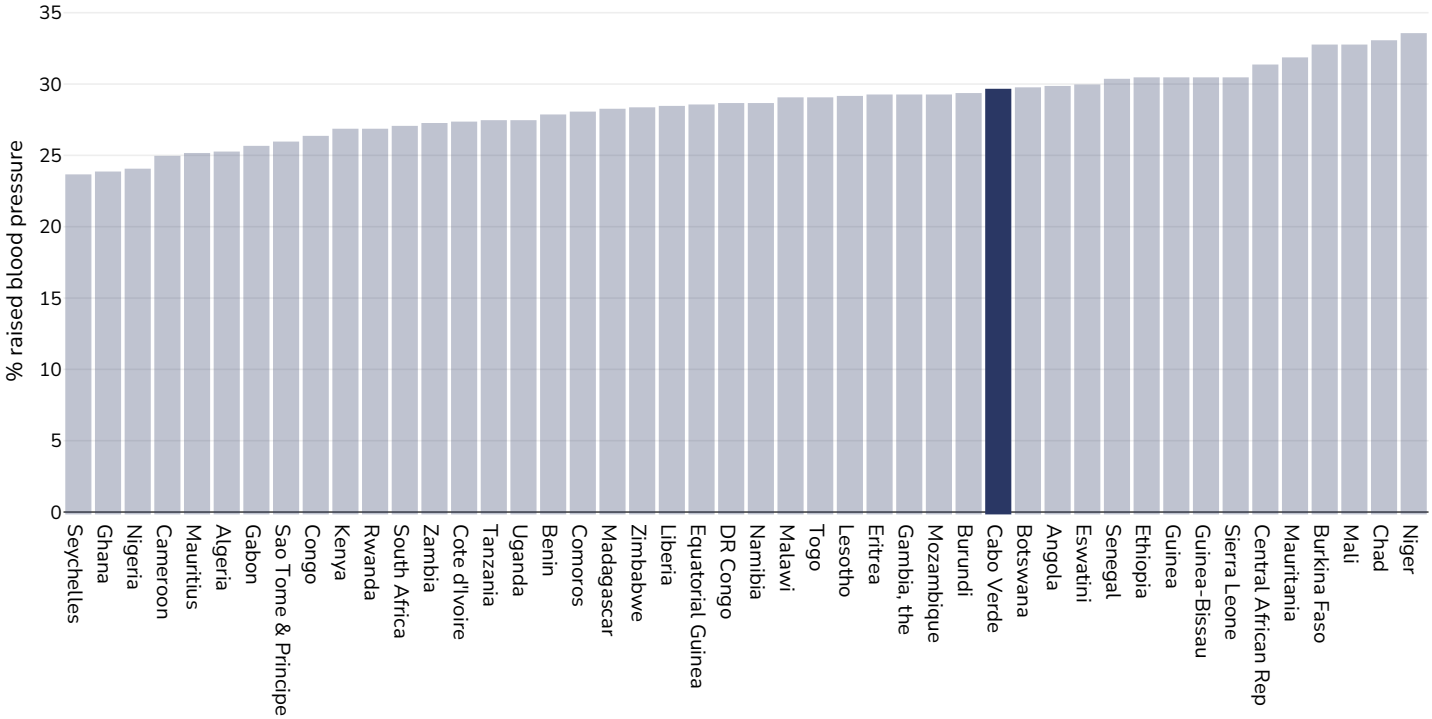

References:	Global Health Observatory data repository, World Health Organisation, http://apps.who.int/gho/data/node.main.A875?lang=en
Definitions:	Age Standardised estimated % Raised blood pressure 2015 (SBP>=140 OR DBP>=90).

Men, 2015

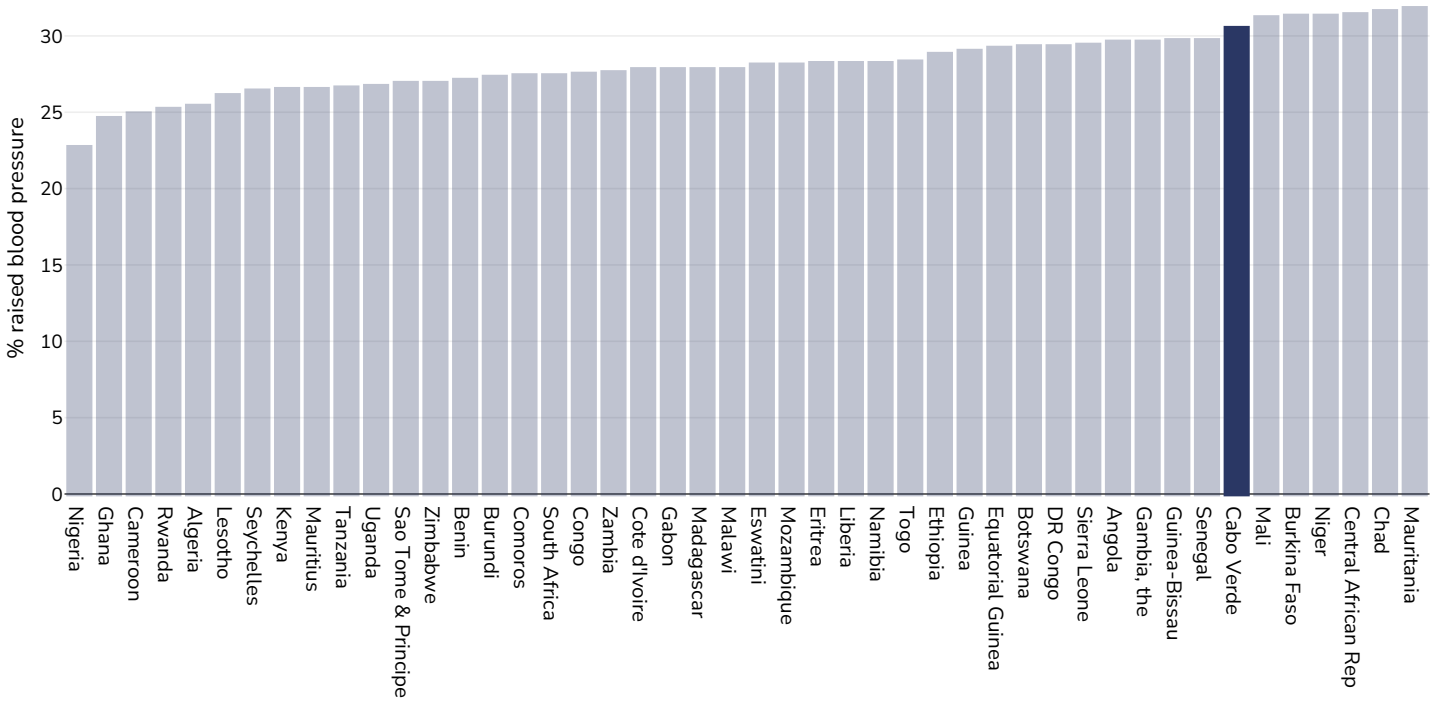

References:	Global Health Observatory data repository, World Health Organisation, http://apps.who.int/gho/data/node.main.A875?lang=en
Definitions:	Age Standardised estimated % Raised blood pressure 2015 (SBP>=140 OR DBP>=90).

Women, 2015

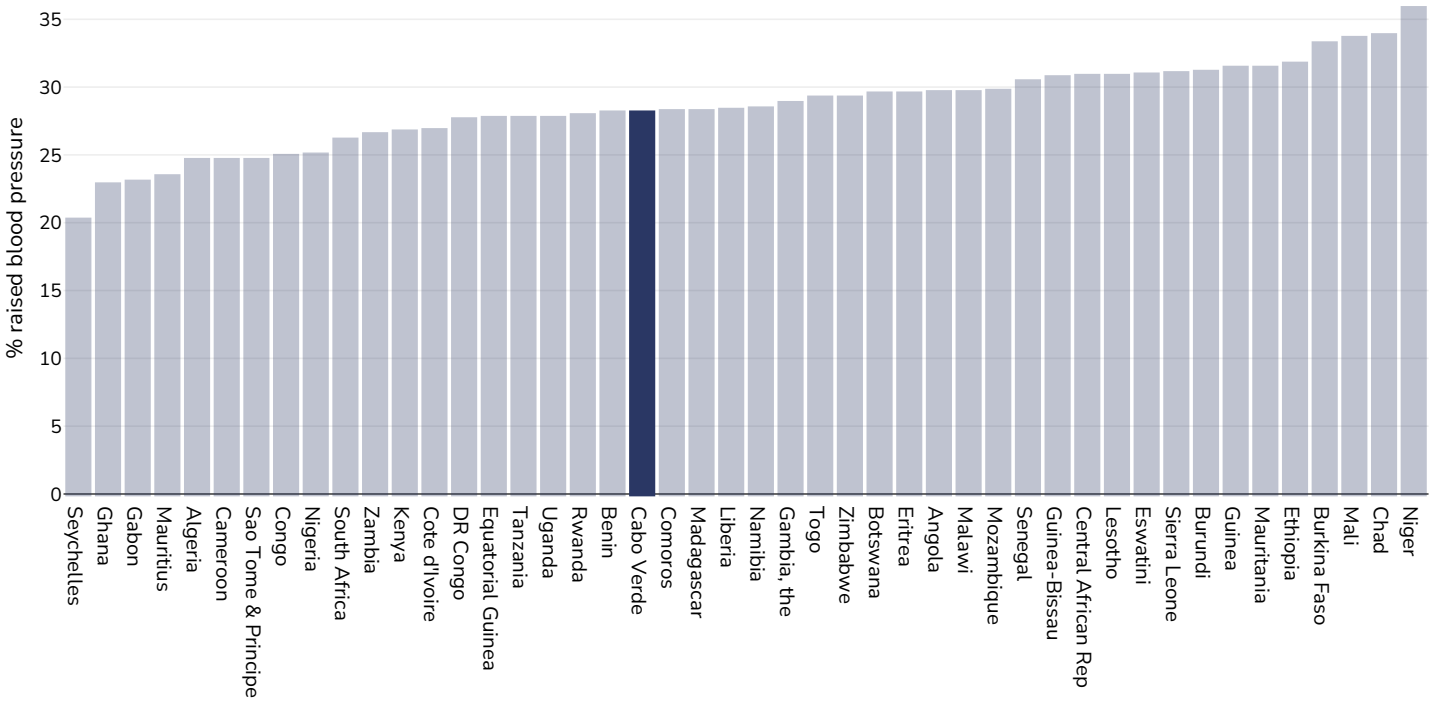

References:	Global Health Observatory data repository, World Health Organisation, http://apps.who.int/gho/data/node.main.A875?lang=en
Definitions:	Age Standardised estimated % Raised blood pressure 2015 (SBP>=140 OR DBP>=90).

Raised cholesterol

Adults, 2008

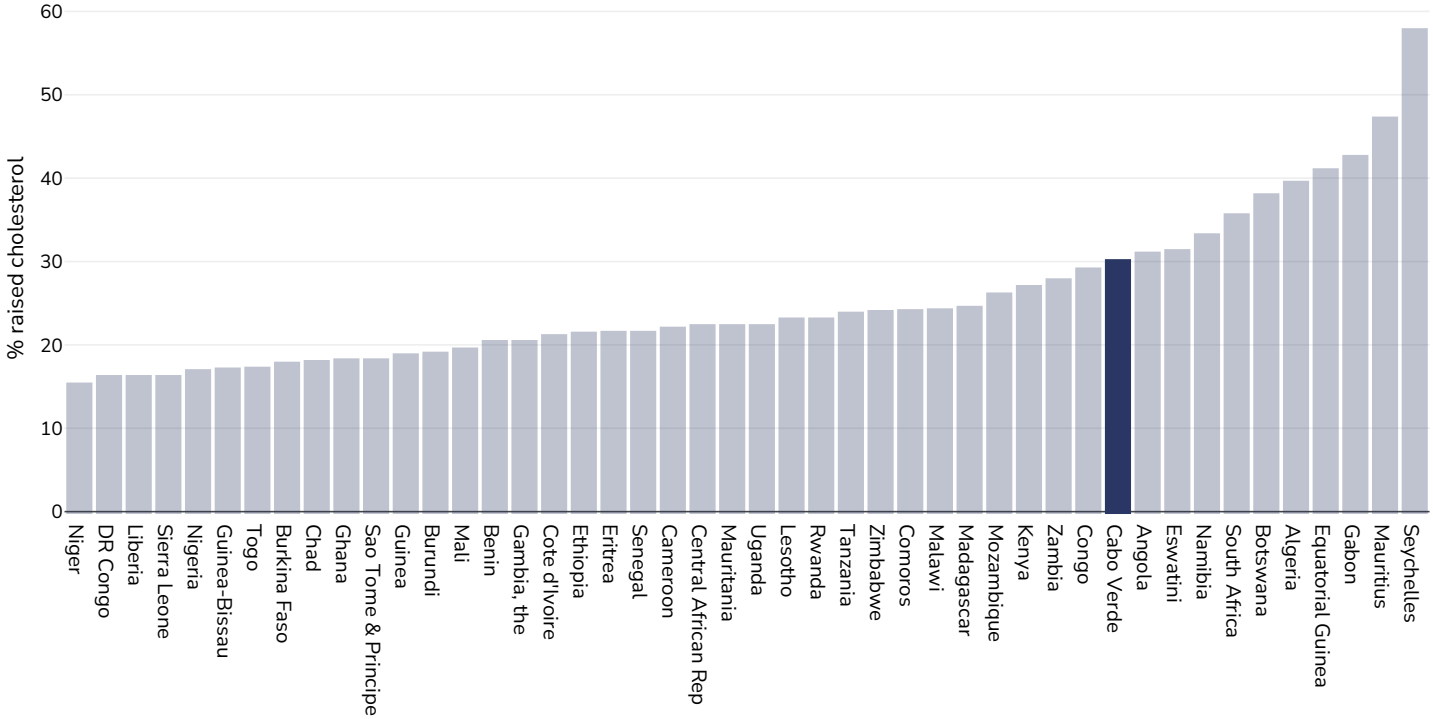

References:	Global Health Observatory data repository, World Health Organisation, http://apps.who.int/gho/data/node.main.A885
Definitions:	% Raised total cholesterol (>= 5.0 mmol/L) (age-standardized estimate).

Men, 2008

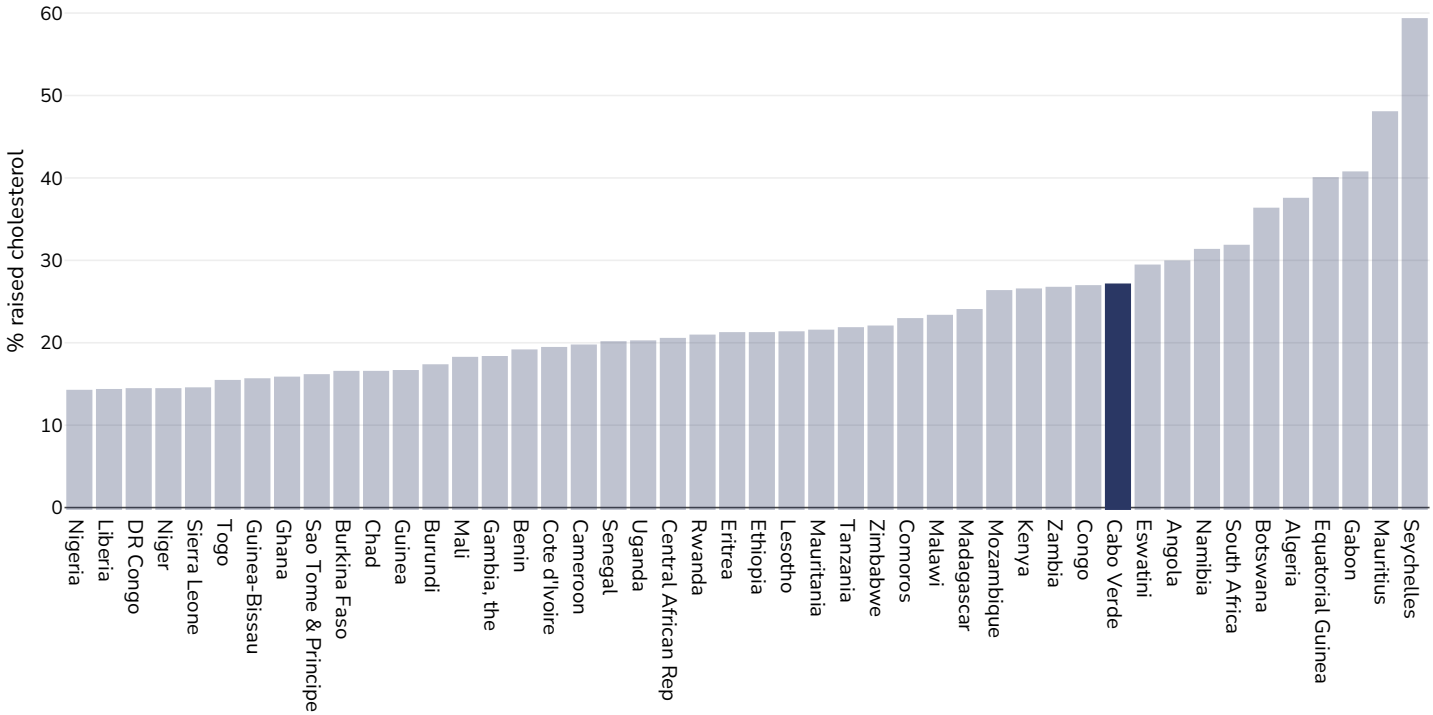

References:	Global Health Observatory data repository, World Health Organisation, http://apps.who.int/gho/data/node.main.A885
Definitions:	% Raised total cholesterol (>= 5.0 mmol/L) (age-standardized estimate).

Women, 2008

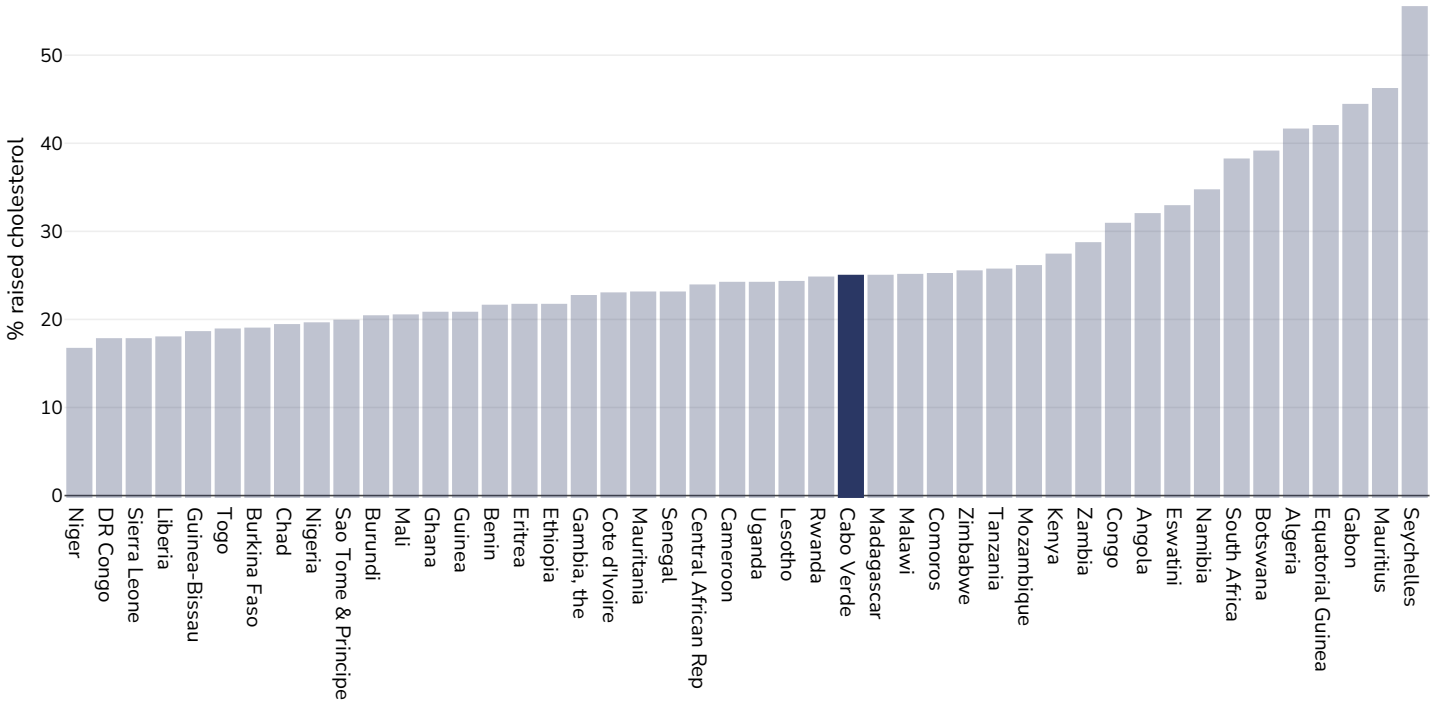

References:	Global Health Observatory data repository, World Health Organisation, http://apps.who.int/gho/data/node.main.A885
Definitions:	% Raised total cholesterol (>= 5.0 mmol/L) (age-standardized estimate).

Raised fasting blood glucose

Men, 2014

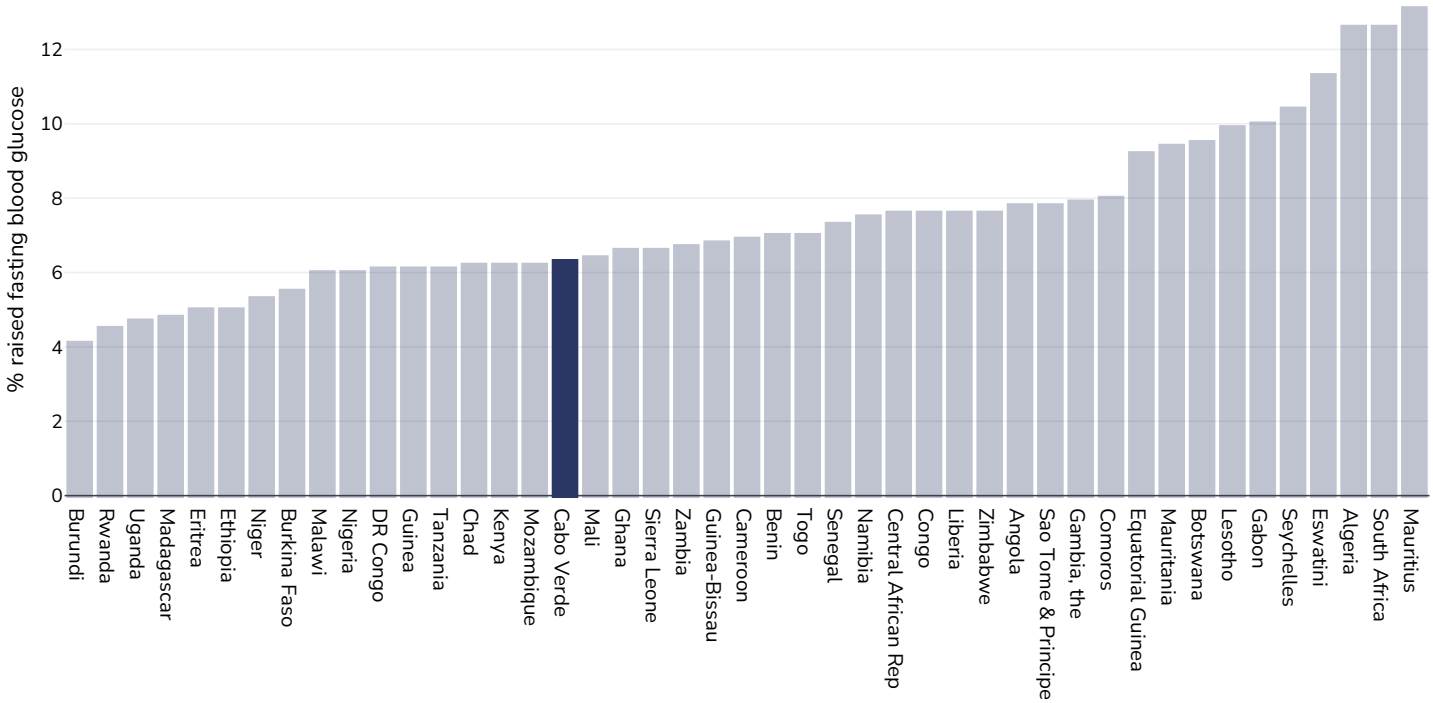

References:	Global Health Observatory data repository, World Health Organisation, http://apps.who.int/gho/data/node.main.A869?lang=en
Definitions:	Age Standardised % raised fasting blood glucose (>= 7.0 mmol/L or on medication).

Women, 2014

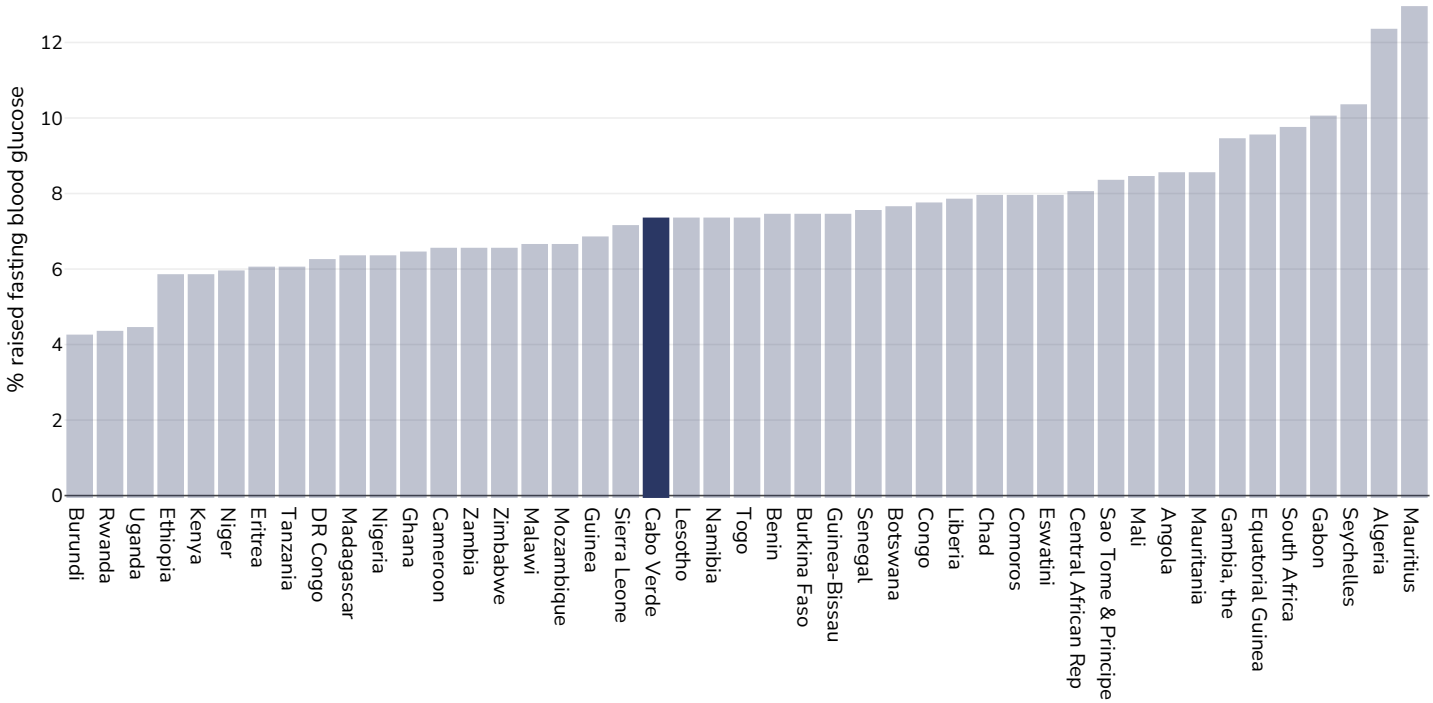

References:	Global Health Observatory data repository, World Health Organisation, http://apps.who.int/gho/data/node.main.A869?lang=en
Definitions:	Age Standardised % raised fasting blood glucose (>= 7.0 mmol/L or on medication).

Diabetes prevalence

Adults, 2024

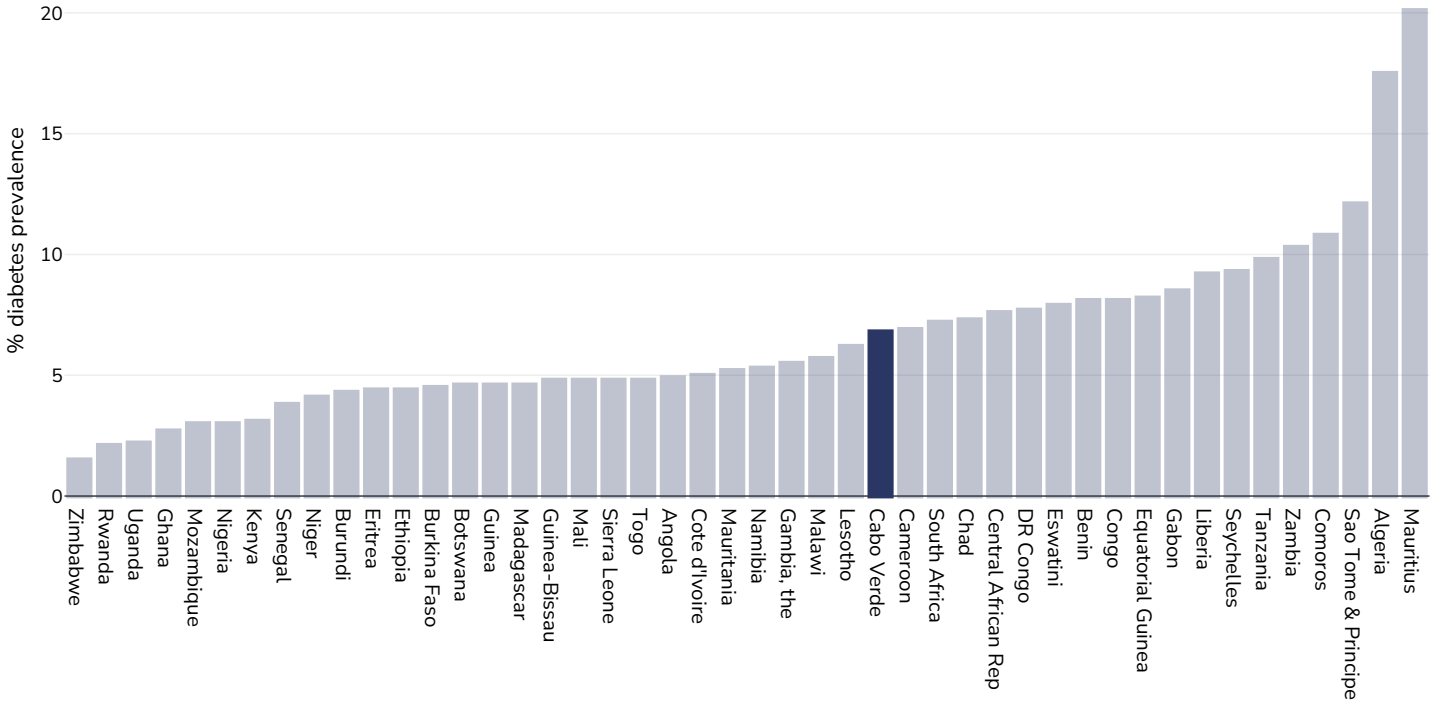

References: Reproduced with kind permission International Diabetes Federation. IDF Diabetes Atlas, 11th edn. Brussels, Belgium:International Diabetes Federation, 2025. http://www.diabetesatlas.org

Ovarian Cancer

Women, 2022

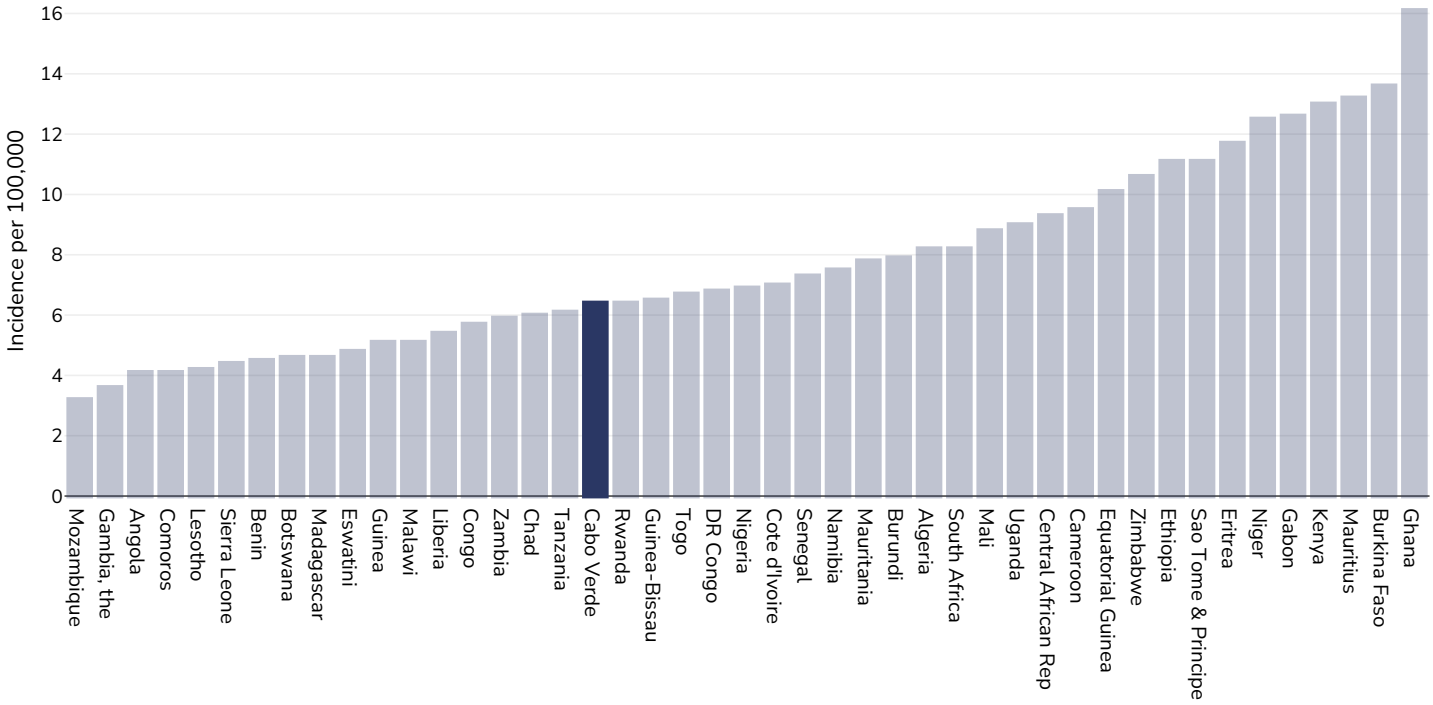

Age:	20+
References:	Ferlay J, Ervik M, Lam F, Laversanne M, Colombet M, Mery L, Piñeros M, Znaor A, Soerjomataram I, Bray F (2024).Global Cancer Observatory: Cancer Today. Lyon, France: International Agency for Research on Cancer. Available from: https://gco.iarc.who.int/today, accessed [16.07.24]
Definitions:	Incidence per 100,000

Leukemia

Men, 2022

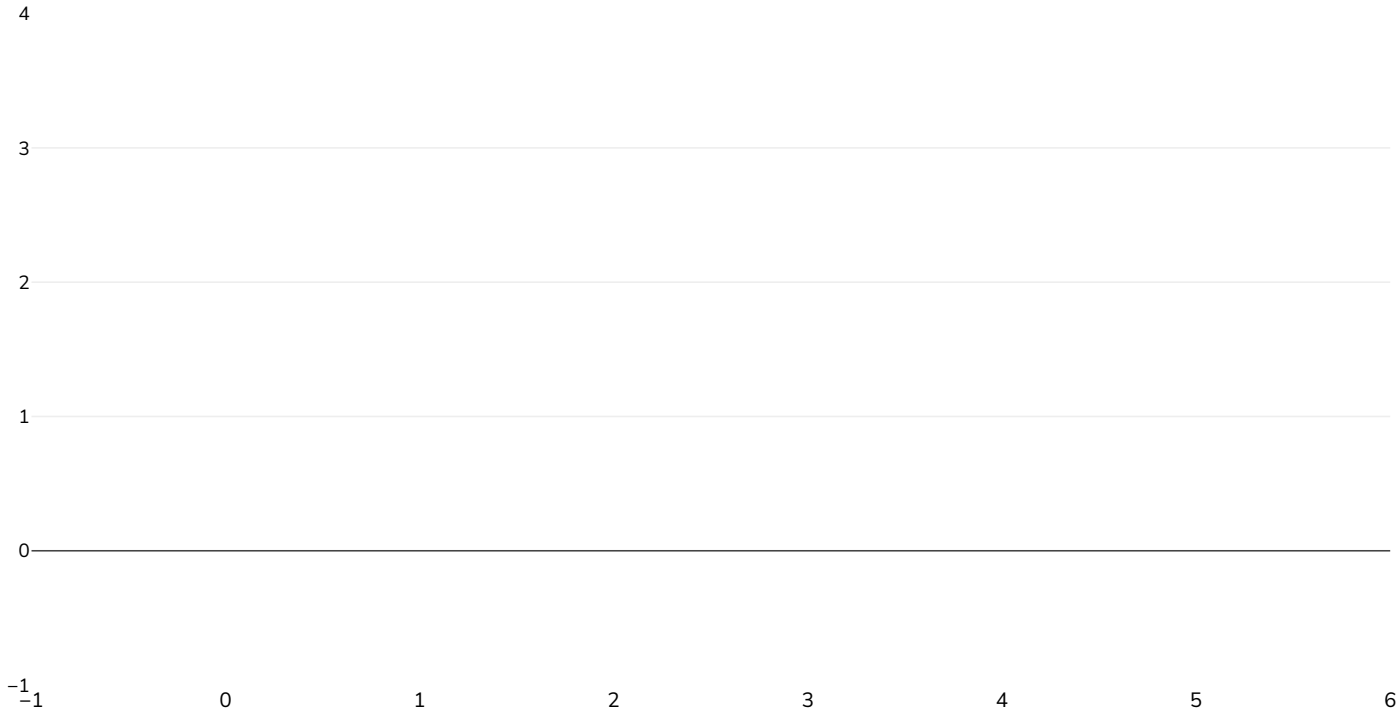

Age:	20+
Area covered:	National
References:	Ferlay J, Ervik M, Lam F, Laversanne M, Colombet M, Mery L, Piñeros M, Znaor A, Soerjomataram I, Bray F (2024).Global Cancer Observatory: Cancer Today. Lyon, France: International Agency for Research on Cancer. Available from: https://gco.iarc.who.int/today, accessed [16.07.24]
Definitions:	Incidence per 100,000

Unless otherwise noted, overweight refers to a BMI between 25kg and 29.9kg/m², obesity refers to a BMI greater than 30kg/m².

Women, 2022

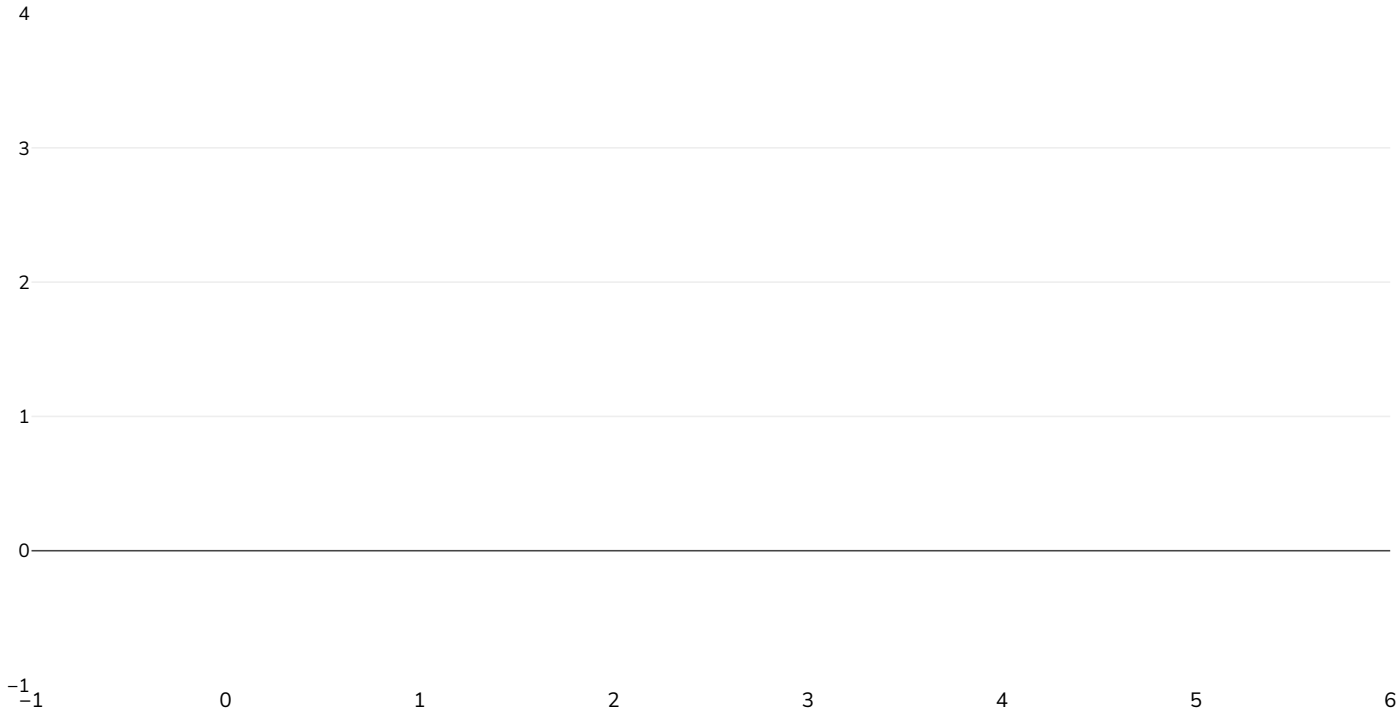

Age:	20+
Area covered:	National
References:	Ferlay J, Ervik M, Lam F, Laversanne M, Colombet M, Mery L, Piñeros M, Znaor A, Soerjomataram I, Bray F (2024).Global Cancer Observatory: Cancer Today. Lyon, France: International Agency for Research on Cancer. Available from: https://gco.iarc.who.int/today, accessed [16.07.24]
Definitions:	Incidence per 100,000

Unless otherwise noted, overweight refers to a BMI between 25kg and 29.9kg/m², obesity refers to a BMI greater than 30kg/m².

Liver and intrahepatic bile duct Cancer

Men, 2022

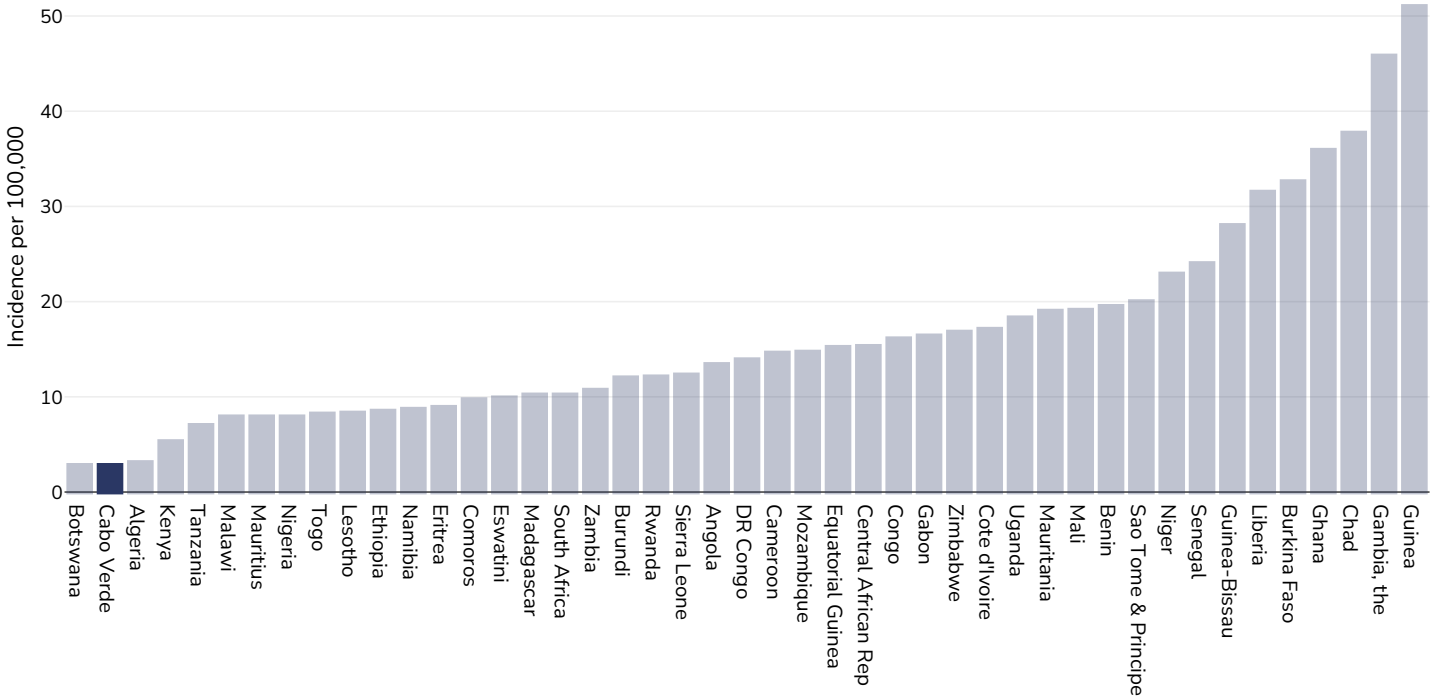

Age:	20+
Area covered:	National
References:	Ferlay J, Ervik M, Lam F, Laversanne M, Colombet M, Mery L, Piñeros M, Znaor A, Soerjomataram I, Bray F (2024).Global Cancer Observatory: Cancer Today. Lyon, France: International Agency for Research on Cancer. Available from: https://gco.iarc.who.int/today, accessed [16.07.24]
Definitions:	Incidence per 100,000

Women, 2022

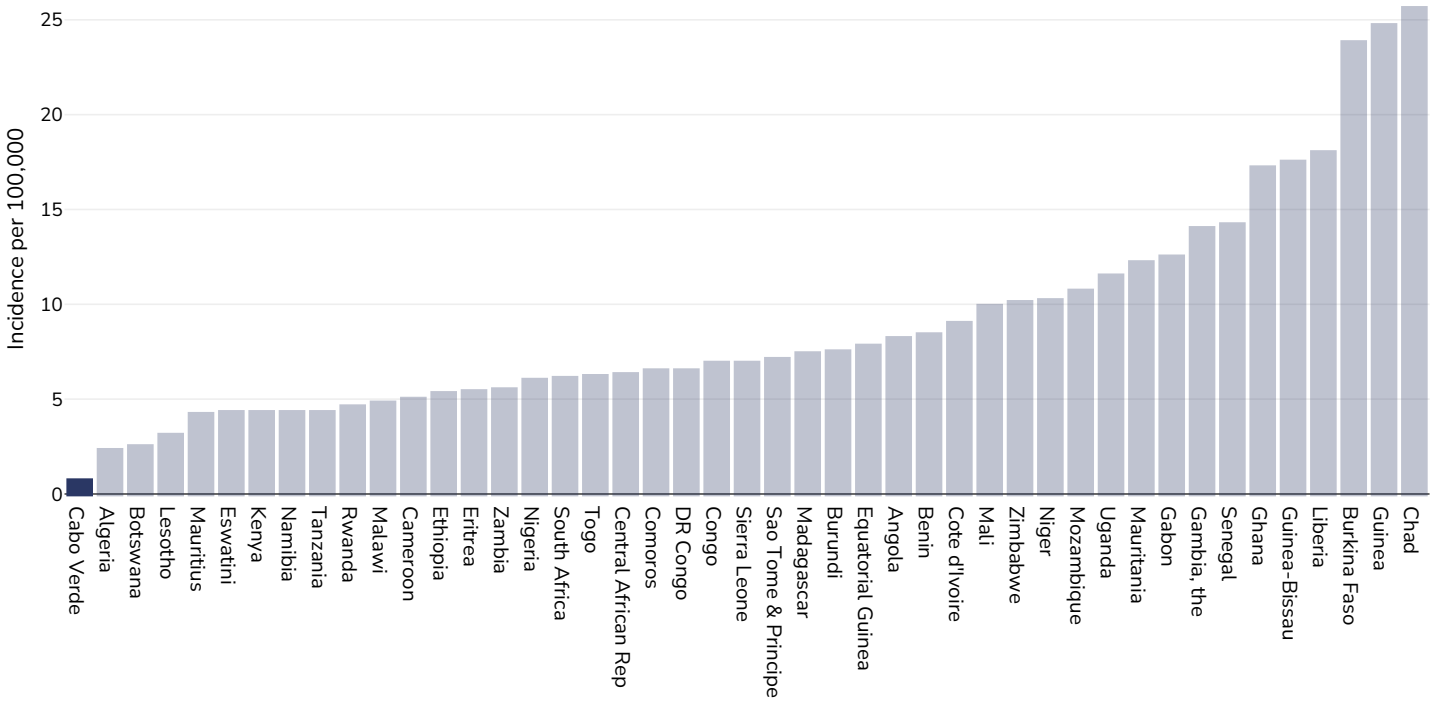

Age:	20+
Area covered:	National
References:	Ferlay J, Ervik M, Lam F, Laversanne M, Colombet M, Mery L, Piñeros M, Znaor A, Soerjomataram I, Bray F (2024).Global Cancer Observatory: Cancer Today. Lyon, France: International Agency for Research on Cancer. Available from: https://gco.iarc.who.int/today, accessed [16.07.24]
Definitions:	Incidence per 100,000

Multiple Myeloma

Men, 2022

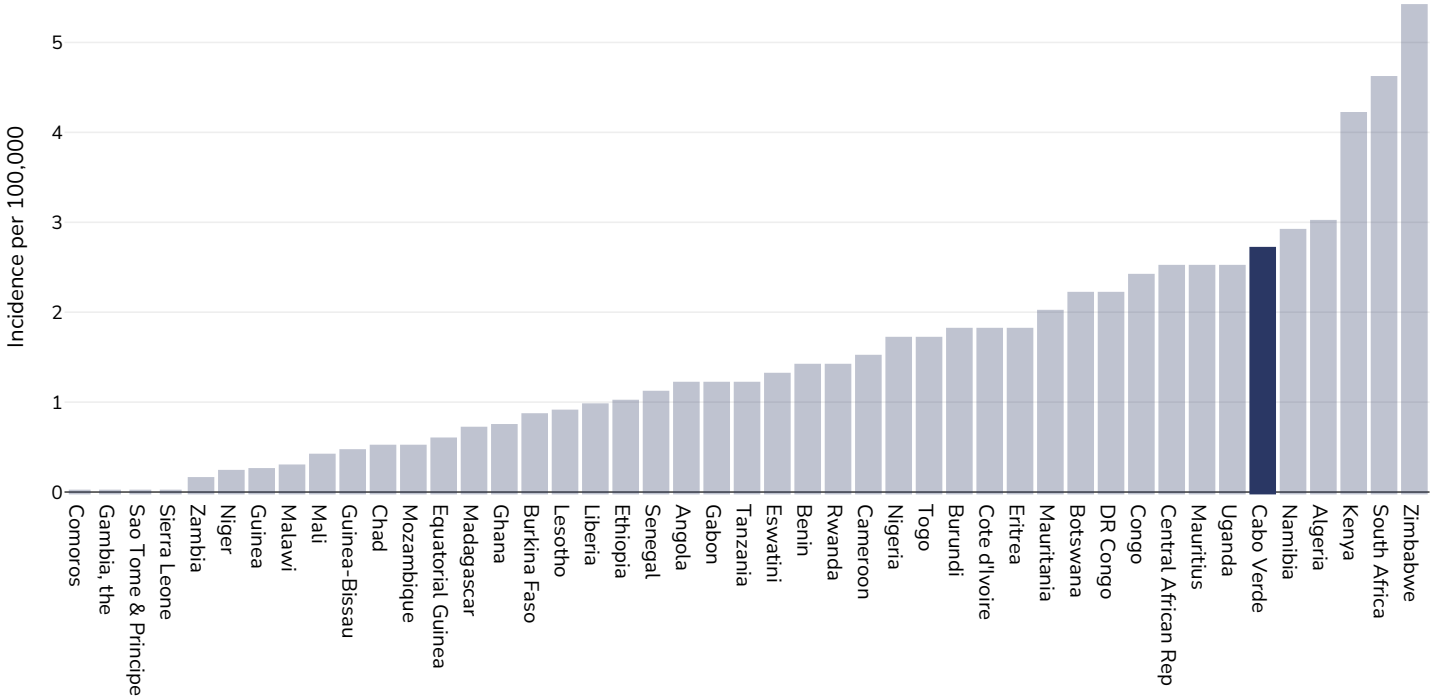

Age:	20+
Area covered:	National
References:	Ferlay J, Ervik M, Lam F, Laversanne M, Colombet M, Mery L, Piñeros M, Znaor A, Soerjomataram I, Bray F (2024).Global Cancer Observatory: Cancer Today. Lyon, France: International Agency for Research on Cancer. Available from: https://gco.iarc.who.int/today, accessed [16.07.24]
Definitions:	Indicence per 100,000

Unless otherwise noted, overweight refers to a BMI between 25kg and 29.9kg/m², obesity refers to a BMI greater than 30kg/m².

Women, 2022

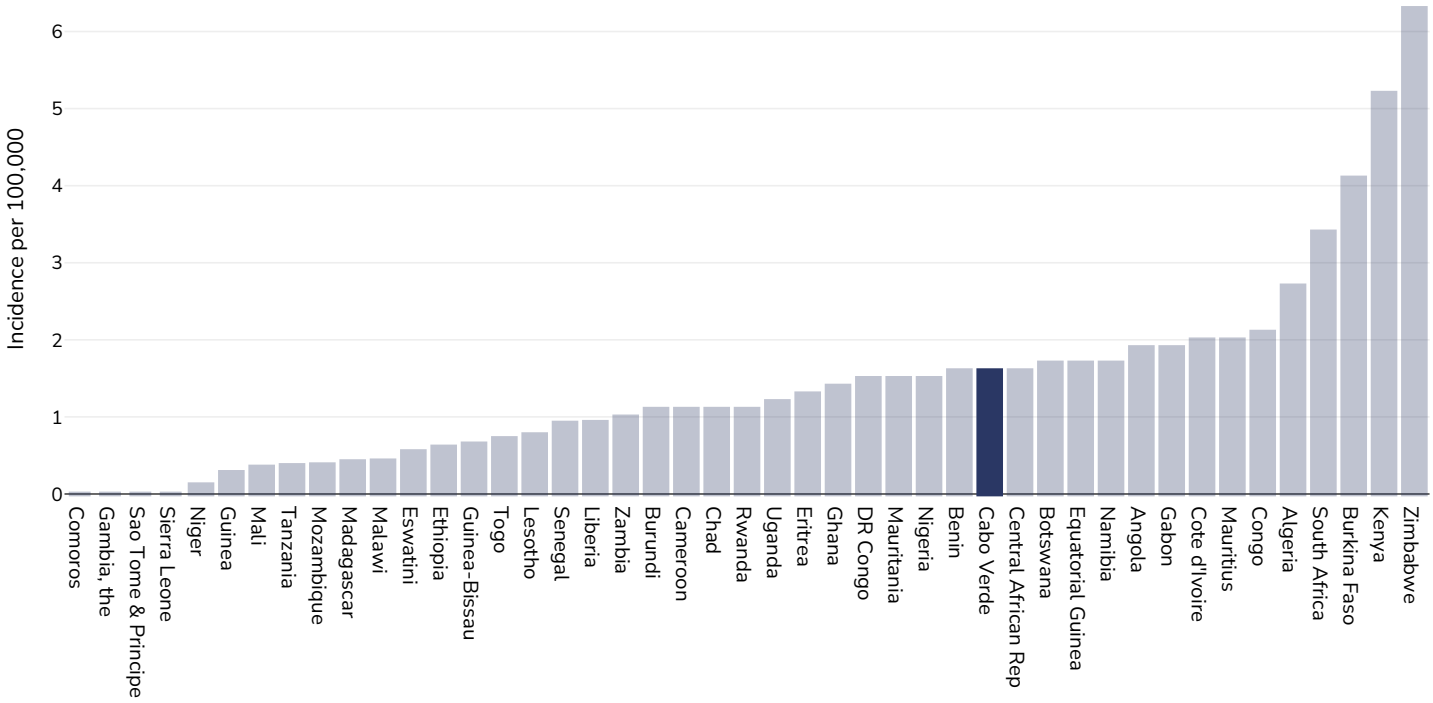

Age:	20+
Area covered:	National
References:	Ferlay J, Ervik M, Lam F, Laversanne M, Colombet M, Mery L, Piñeros M, Znaor A, Soerjomataram I, Bray F (2024).Global Cancer Observatory: Cancer Today. Lyon, France: International Agency for Research on Cancer. Available from: https://gco.iarc.who.int/today, accessed [16.07.24]
Definitions:	Indicence per 100,000

Unless otherwise noted, overweight refers to a BMI between 25kg and 29.9kg/m², obesity refers to a BMI greater than 30kg/m².

Non Hodgkin Lymphoma

Men, 2022

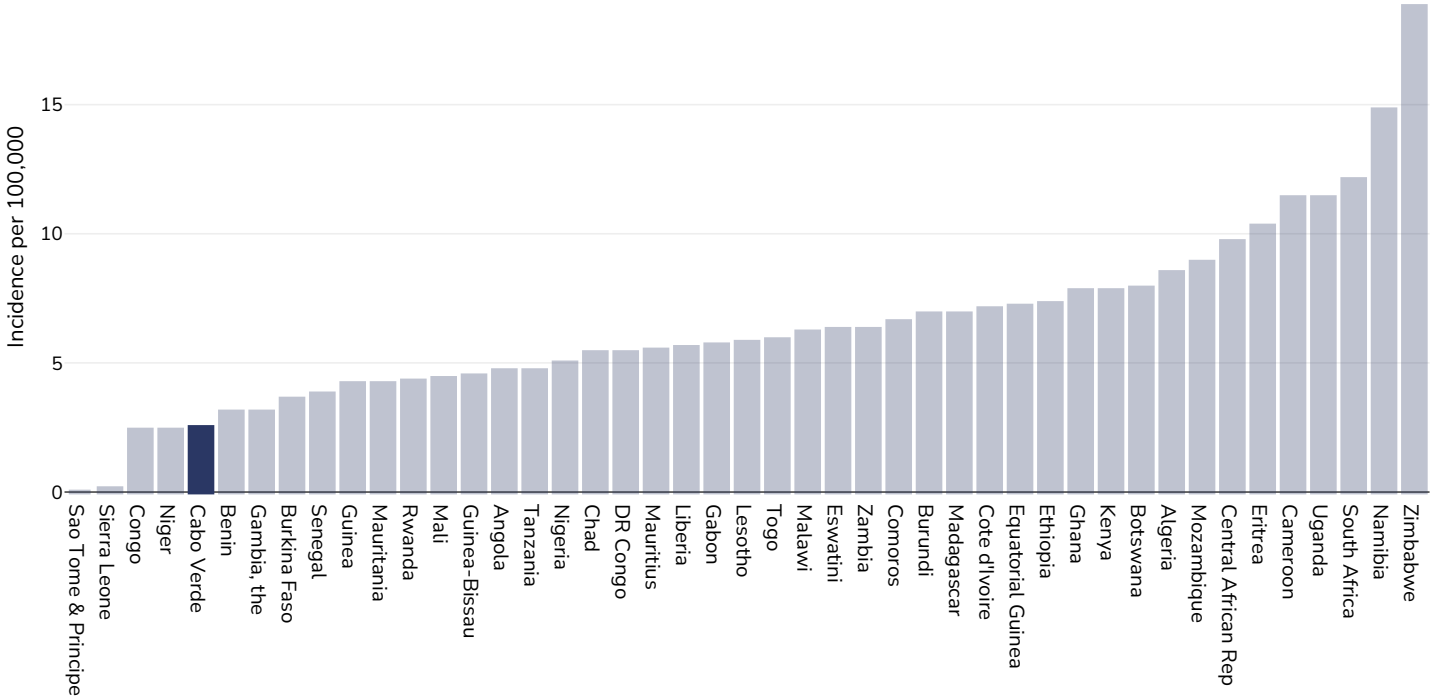

Age:	20+
Area covered:	National
References:	Ferlay J, Ervik M, Lam F, Laversanne M, Colombet M, Mery L, Piñeros M, Znaor A, Soerjomataram I, Bray F (2024).Global Cancer Observatory: Cancer Today. Lyon, France: International Agency for Research on Cancer. Available from: https://gco.iarc.who.int/today, accessed [16.07.24]
Definitions:	Incidence per 100,000

Unless otherwise noted, overweight refers to a BMI between 25kg and 29.9kg/m², obesity refers to a BMI greater than 30kg/m².

Women, 2022

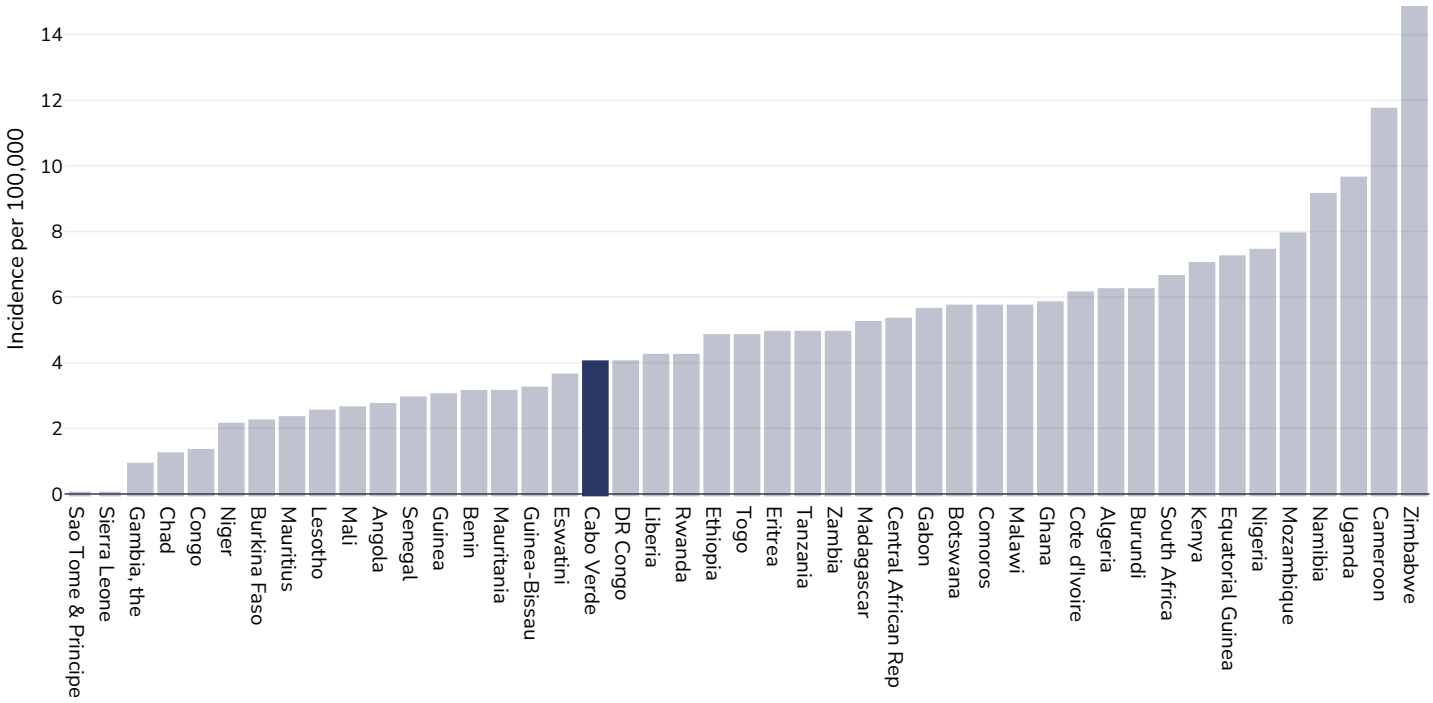

Age:	20+
Area covered:	National
References:	Ferlay J, Ervik M, Lam F, Laversanne M, Colombet M, Mery L, Piñeros M, Znaor A, Soerjomataram I, Bray F (2024).Global Cancer Observatory: Cancer Today. Lyon, France: International Agency for Research on Cancer. Available from: https://gco.iarc.who.int/today, accessed [16.07.24]
Definitions:	Incidence per 100,000

Unless otherwise noted, overweight refers to a BMI between 25kg and 29.9kg/m², obesity refers to a BMI greater than 30kg/m².

Thyroid Cancer

Men, 2022

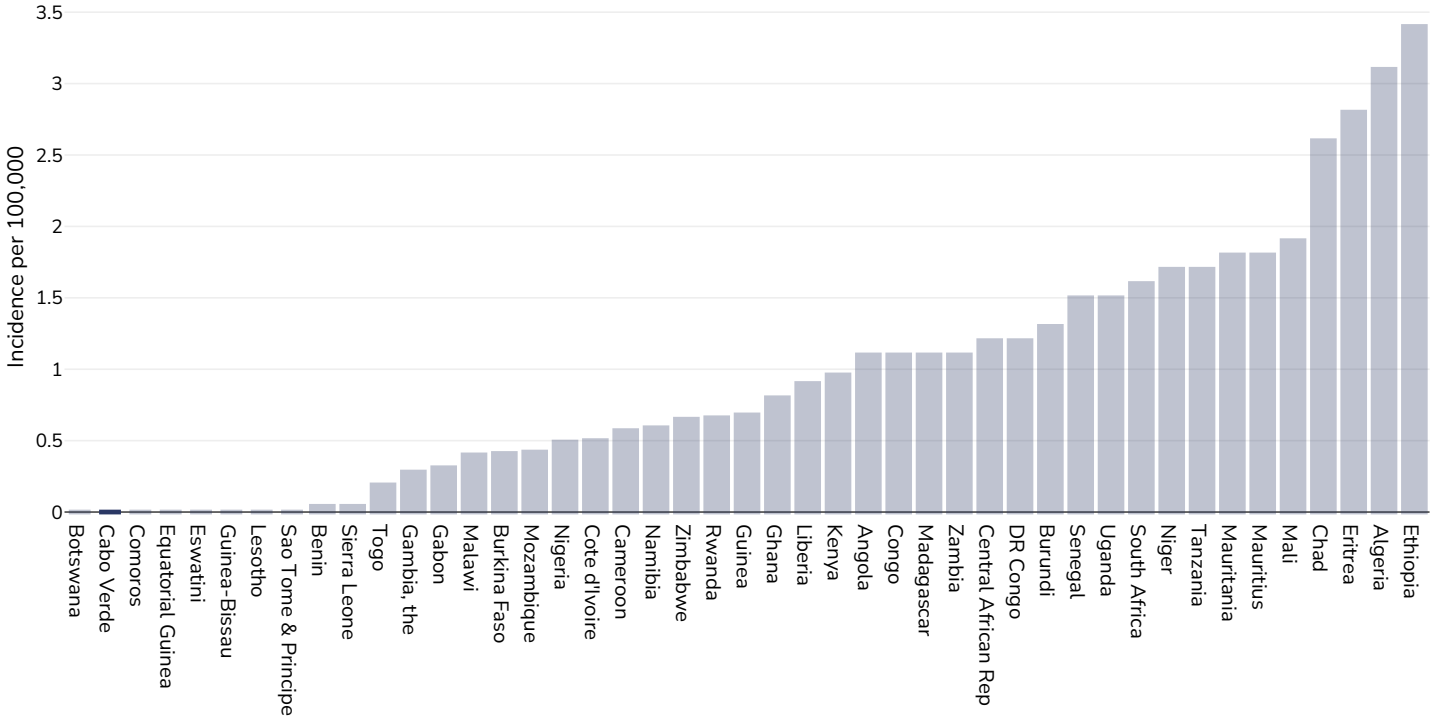

Age:	20+
Area covered:	National
References:	Ferlay J, Ervik M, Lam F, Laversanne M, Colombet M, Mery L, Piñeros M, Znaor A, Soerjomataram I, Bray F (2024).Global Cancer Observatory: Cancer Today. Lyon, France: International Agency for Research on Cancer. Available from: https://gco.iarc.who.int/today, accessed [16.07.24]
Definitions:	Incidence per 100,000

Women, 2022

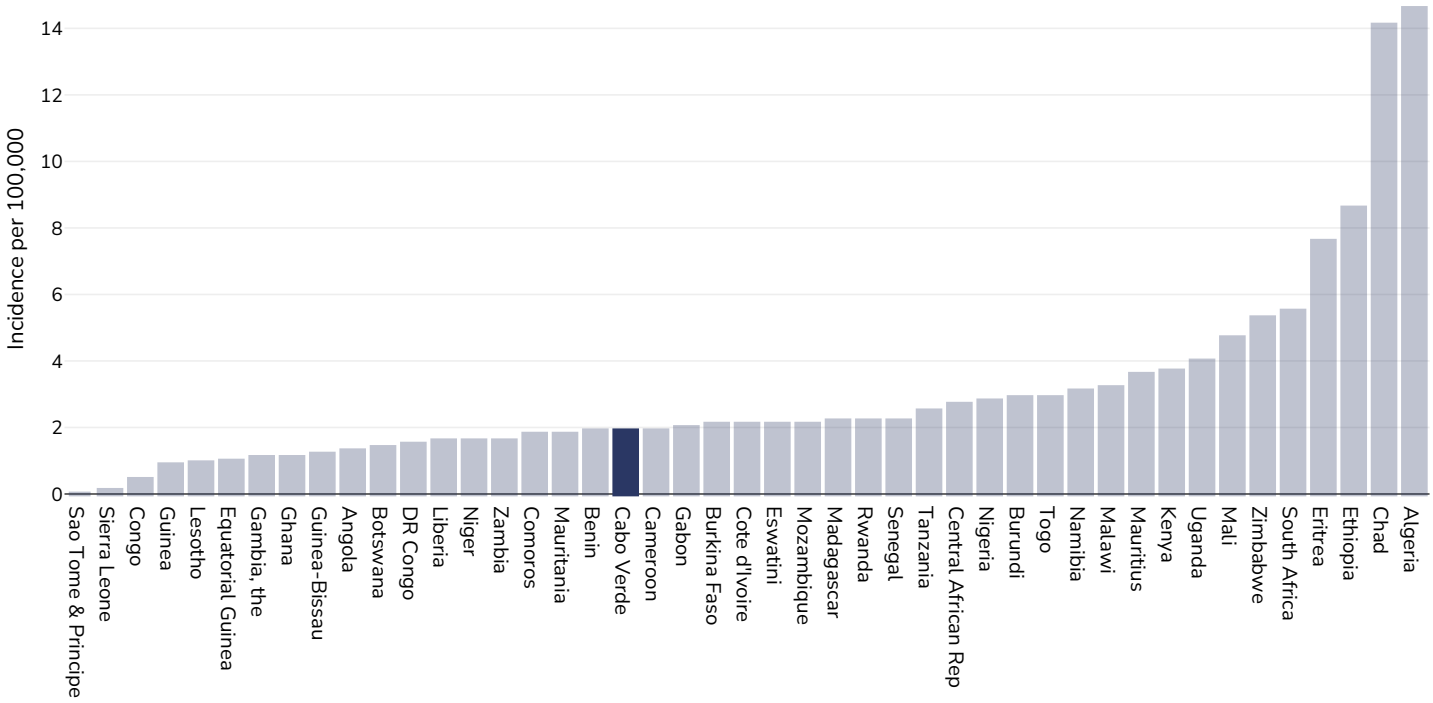

Age:	20+
Area covered:	National
References:	Ferlay J, Ervik M, Lam F, Laversanne M, Colombet M, Mery L, Piñeros M, Znaor A, Soerjomataram I, Bray F (2024).Global Cancer Observatory: Cancer Today. Lyon, France: International Agency for Research on Cancer. Available from: https://gco.iarc.who.int/today, accessed [16.07.24]
Definitions:	Incidence per 100,000

PDF created on June 17, 2025