Botswana

Country report card

This report card contains the latest data available on the Global Obesity Observatory on overweight and obesity . Where available, data on common and relevant obesity drivers and comorbidities are also presented.

View the latest version of this report on the Global Obesity Observatory at https://data.worldobesity.org/country/botswana-26/.

Contents	Page
Obesity prevalence	3
Overweight/obesity by education	6
Overweight/obesity by age	8
Overweight/obesity by region	9
Overweight/obesity by socio-economic group	13
Double burden of underweight & overweight	15
Insufficient physical activity	18
Estimated per capita fruit intake	24
Estimated per-capita processed meat intake	25
Estimated per capita whole grains intake	26
Mental health - depression disorders	27
Mental health - anxiety disorders	33
% Infants exclusively breastfed 0-5 months	38
Percent of population who cannot afford a healthy diet	39
Oesophageal cancer	40
Breast cancer	42
Colorectal cancer	43
Pancreatic cancer	45
Gallbladder cancer	47
Kidney cancer	49
Cancer of the uterus	51
Raised blood pressure	52
Raised cholesterol	55
Raised fasting blood glucose	58
Diabetes prevalence	60
Ovarian Cancer	61
Leukemia	62
Leukemia	64
Liver and intrahepatic bile duct Cancer	66
Multiple Myeloma	68
Non Hodgkin Lymphoma	70
Thyroid Cancer	72

Obesity prevalence

Adults, 2014

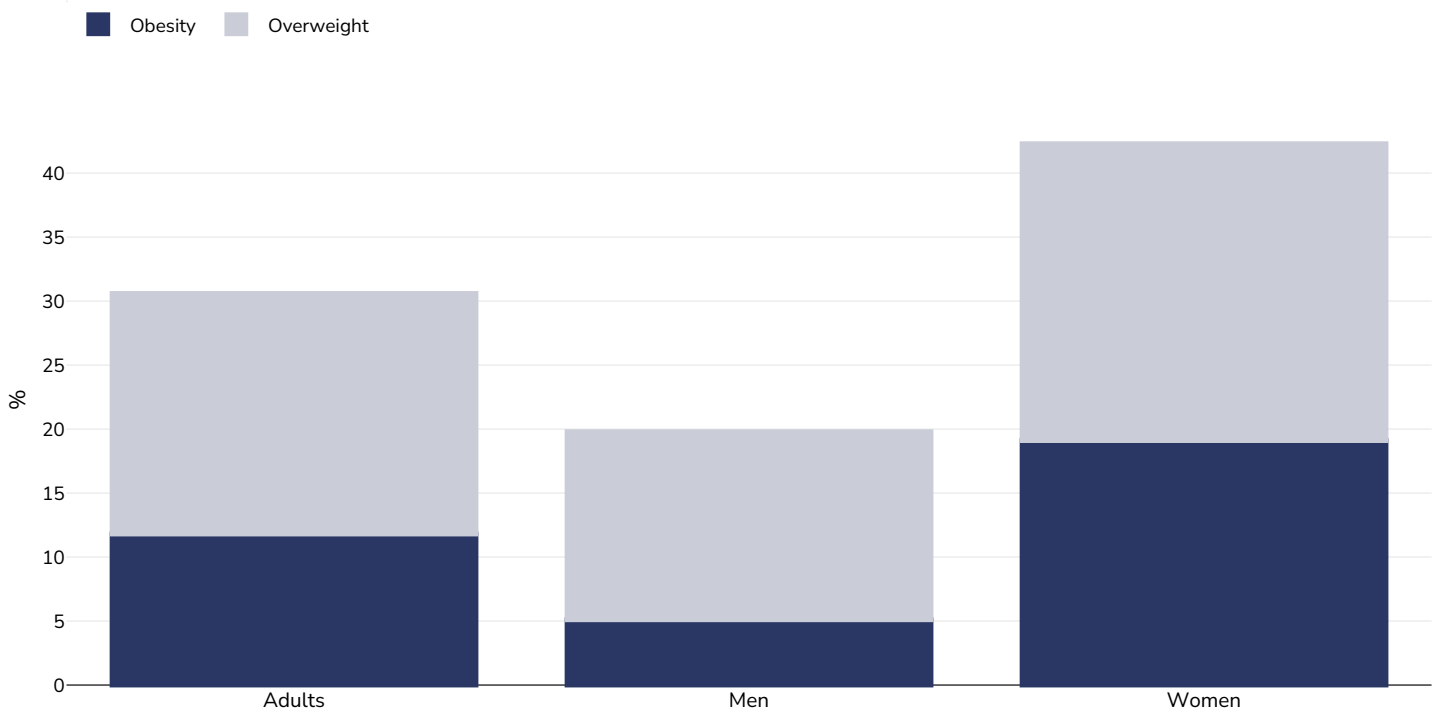

Survey type:	Measured
Age:	15-69
Sample size:	3881
Area covered:	National
References:	STEPS Botswana 2014 Report. https://www.who.int/ncds/surveillance/steps/STEPS_BOTSWANA_2014_Report_Final.pdf?ua=1(last accessed 25.09.19)

Unless otherwise noted, overweight refers to a BMI between 25kg and 29.9kg/m², obesity refers to a BMI greater than 30kg/m².

Children, 2002-2003

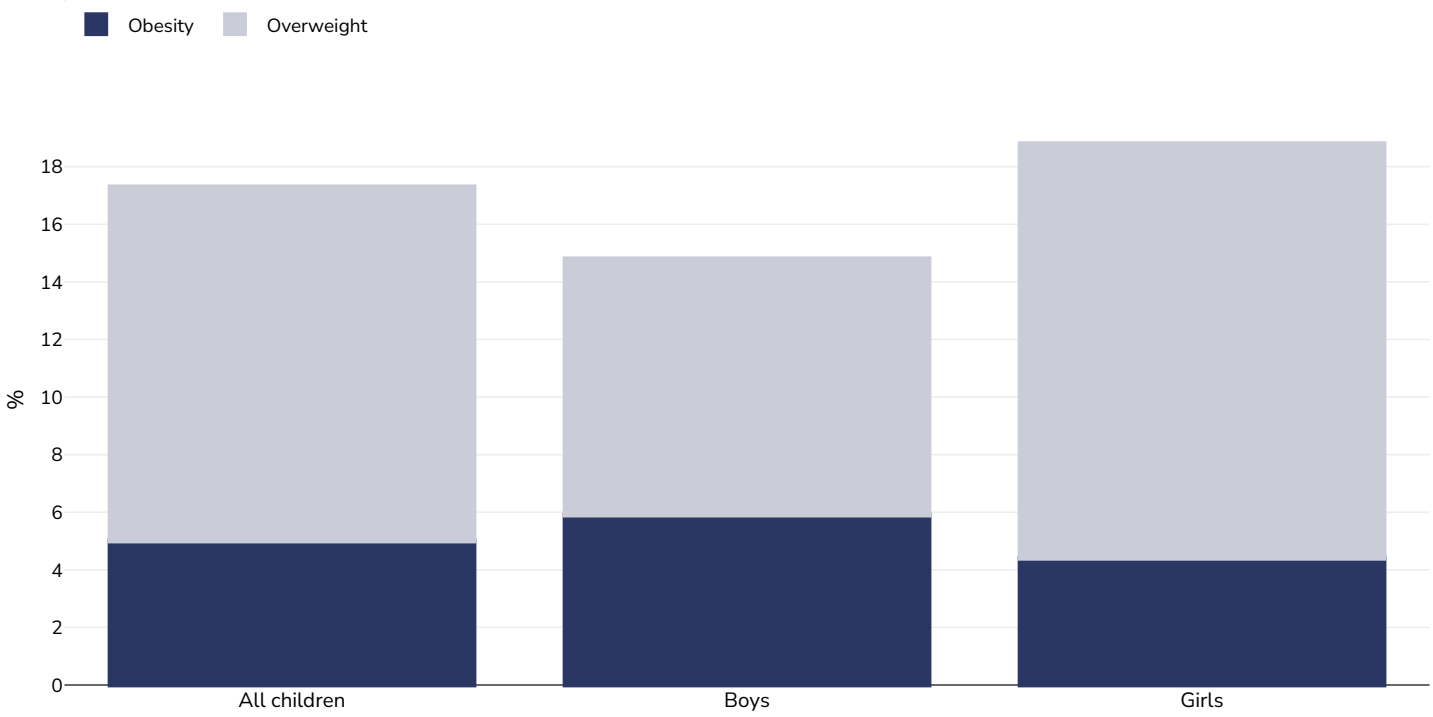

Survey type:	Measured
Age:	12-18
Sample size:	707
Area covered:	National
References:	Wrotniak, B.H., Malete, L., Maruapula, S.D., Jackson, J., Shaibu, S., Ratcliffe, S., Stettler, N. and Compher, C. (2012), SES indicators of obesity in Botswana. Pediatric Obesity, 7: e9-e13. doi:10.1111/j.2047-6310.2011.00023.x
Notes:	Survey year is estimated from other papers apparently using same survey. Authors have been contacted to confirm survey year dates
Cutoffs:	WHO

0-5 years, 2007-2008

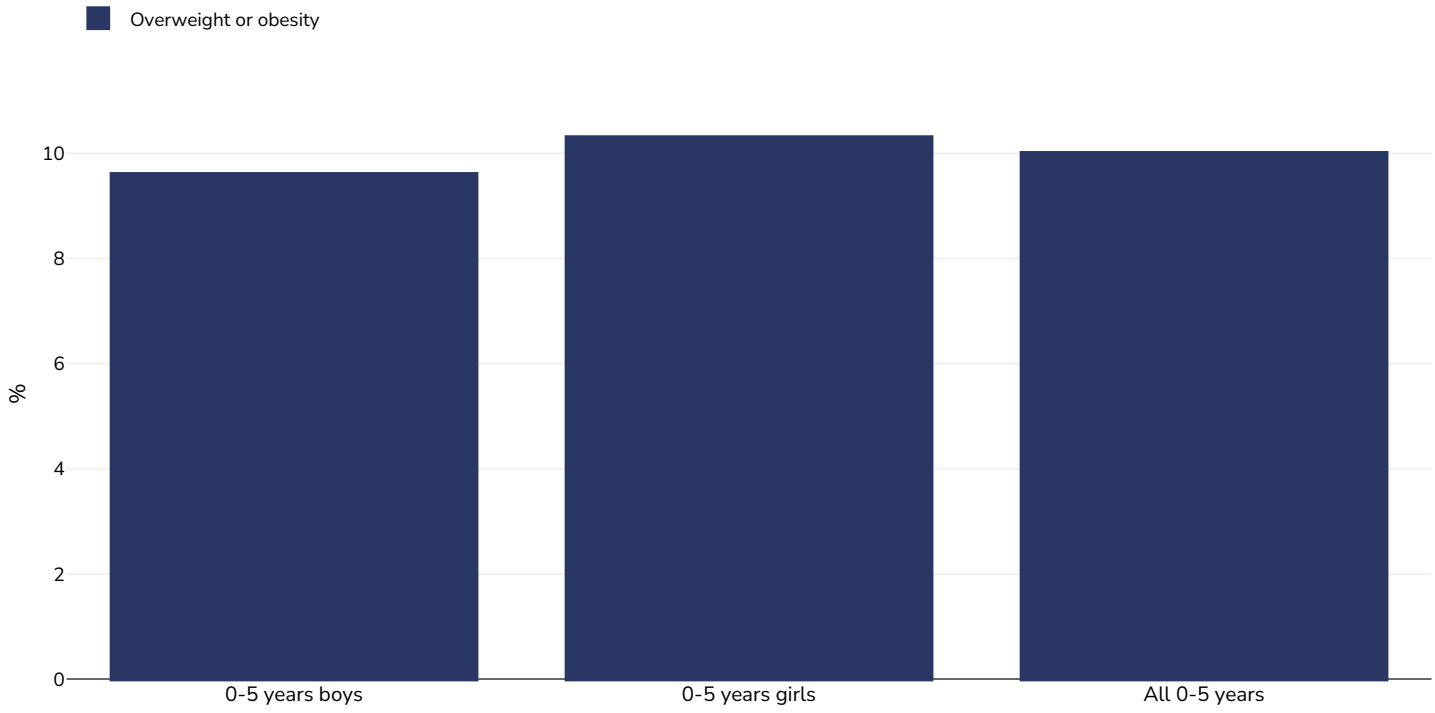

Age:	0-5
Sample size:	2584
References:	Other: 2007 Botswana family health survey IV report. Gaborone, Botswana: CSO, 2009
Notes:	UNICEF/WHO/World Bank Joint Child Malnutrition Estimates Expanded Database: Overweight (Survey Estimates), May 2023, New York. For more information about the methodology, please consult https://data.unicef.org/resources/jme-2023-country-consultations/ Percentage of children under 5 years of age falling above 2 standard deviations (moderate and severe) from the median weight-for-height of the reference population.
Definitions:	=>+2SD

Overweight/obesity by education

Men, 2007

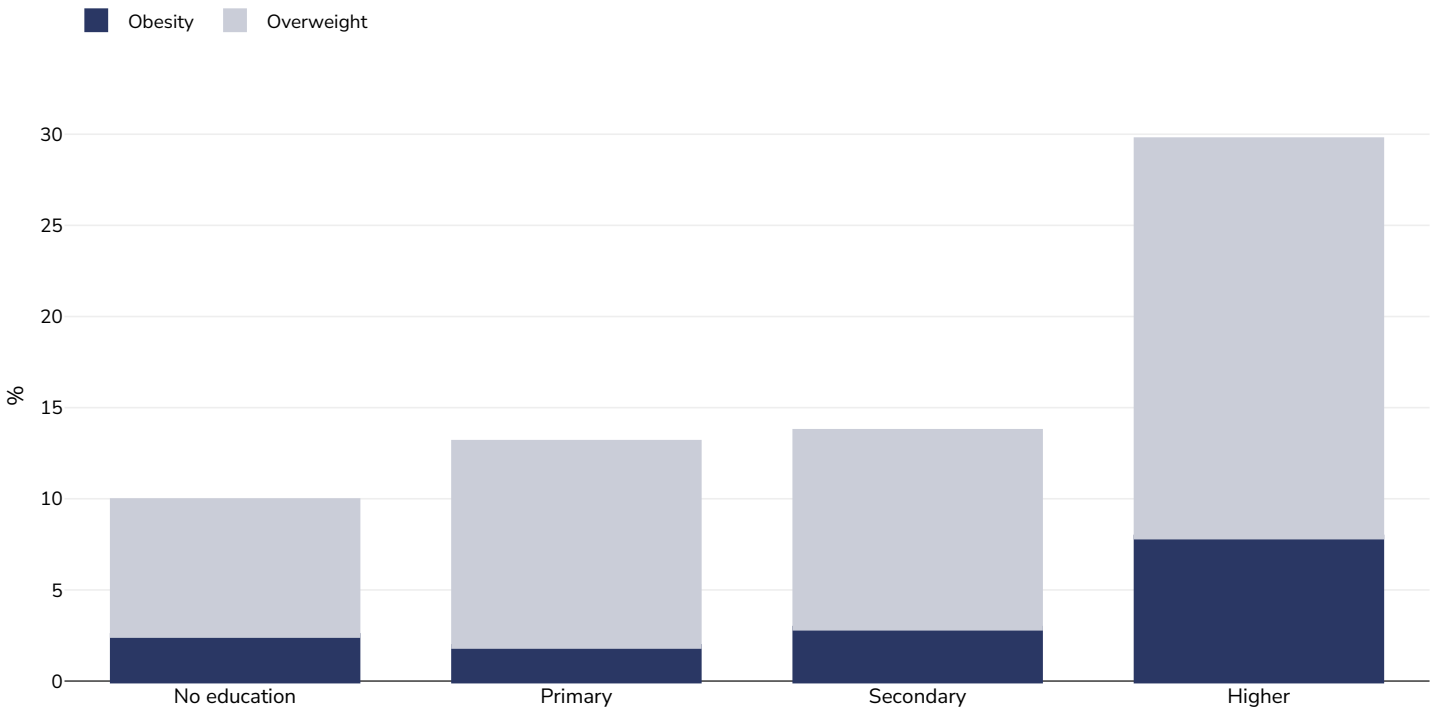

Survey type:	Measured
Age:	20-49
Sample size:	4916 women, 4107 men
Area covered:	National
References:	The prevalence of, and factors associated with, overweight and obesity in Botswana Available at: https://pubmed.ncbi.nlm.nih.gov/20846466/ (last accessed 9-2-23)

Unless otherwise noted, overweight refers to a BMI between 25kg and 29.9kg/m², obesity refers to a BMI greater than 30kg/m².

Women, 2007

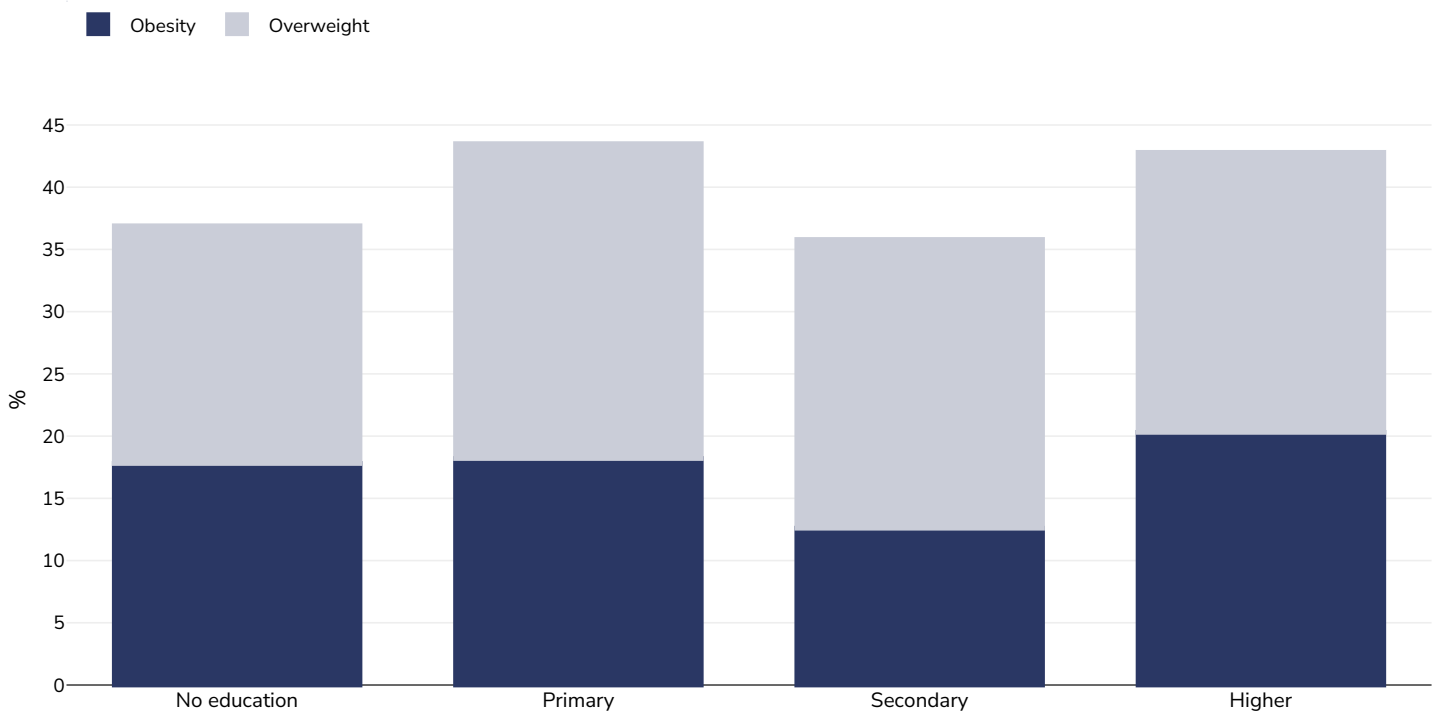

Survey type:	Measured
Age:	20-49
Sample size:	4916 women, 4107 men
Area covered:	National
References:	The prevalence of, and factors associated with, overweight and obesity in Botswana Available at: https://pubmed.ncbi.nlm.nih.gov/20846466/ (last accessed 9-2-23)

Unless otherwise noted, overweight refers to a BMI between 25kg and 29.9kg/m², obesity refers to a BMI greater than 30kg/m².

Overweight/obesity by age

Adults, 2014

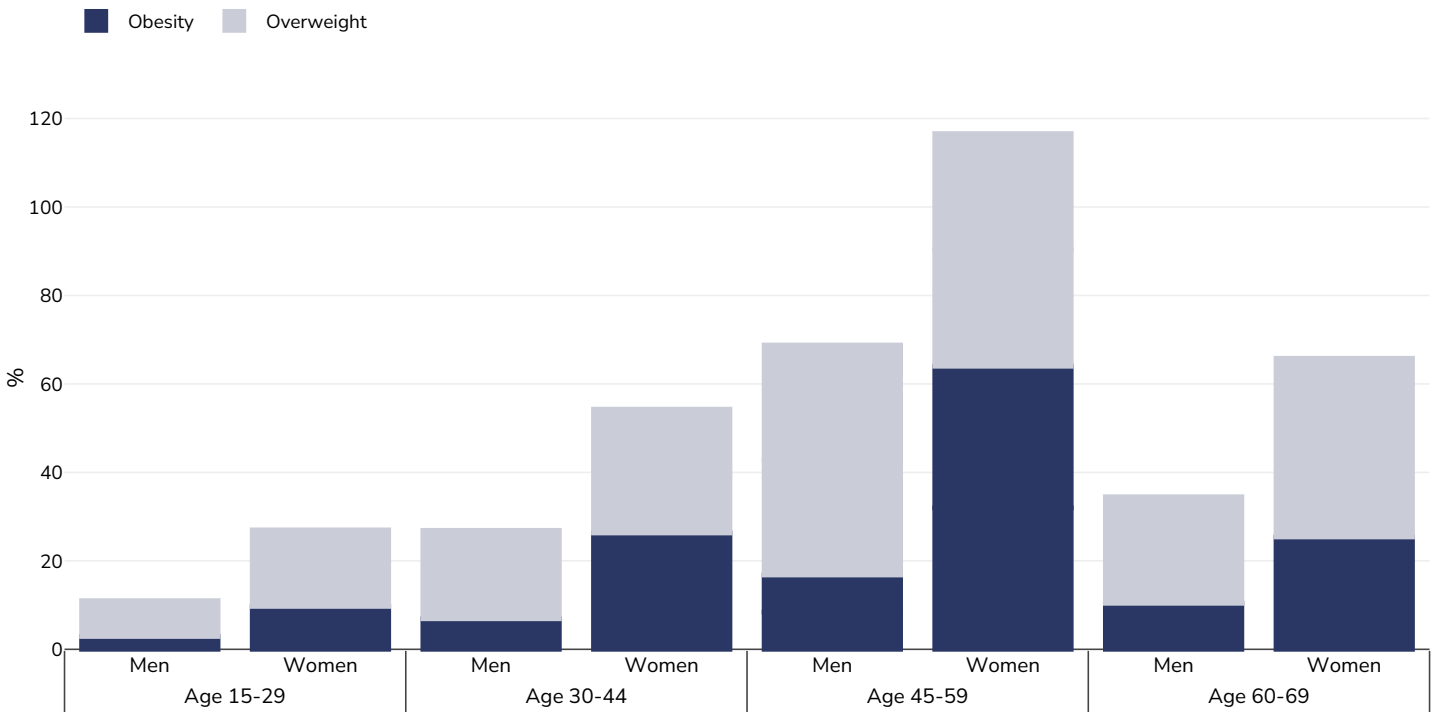

Survey type:	Measured
Sample size:	3881
Area covered:	National
References:	STEPS Botswana 2014 Report. https://www.who.int/ncds/surveillance/steps/STEPS_BOTSWANA_2014_Report_Final.pdf?ua=1 (last accessed 25.09.19)

Unless otherwise noted, overweight refers to a BMI between 25kg and 29.9kg/m², obesity refers to a BMI greater than 30kg/m².

Overweight/obesity by region

Men, 2007

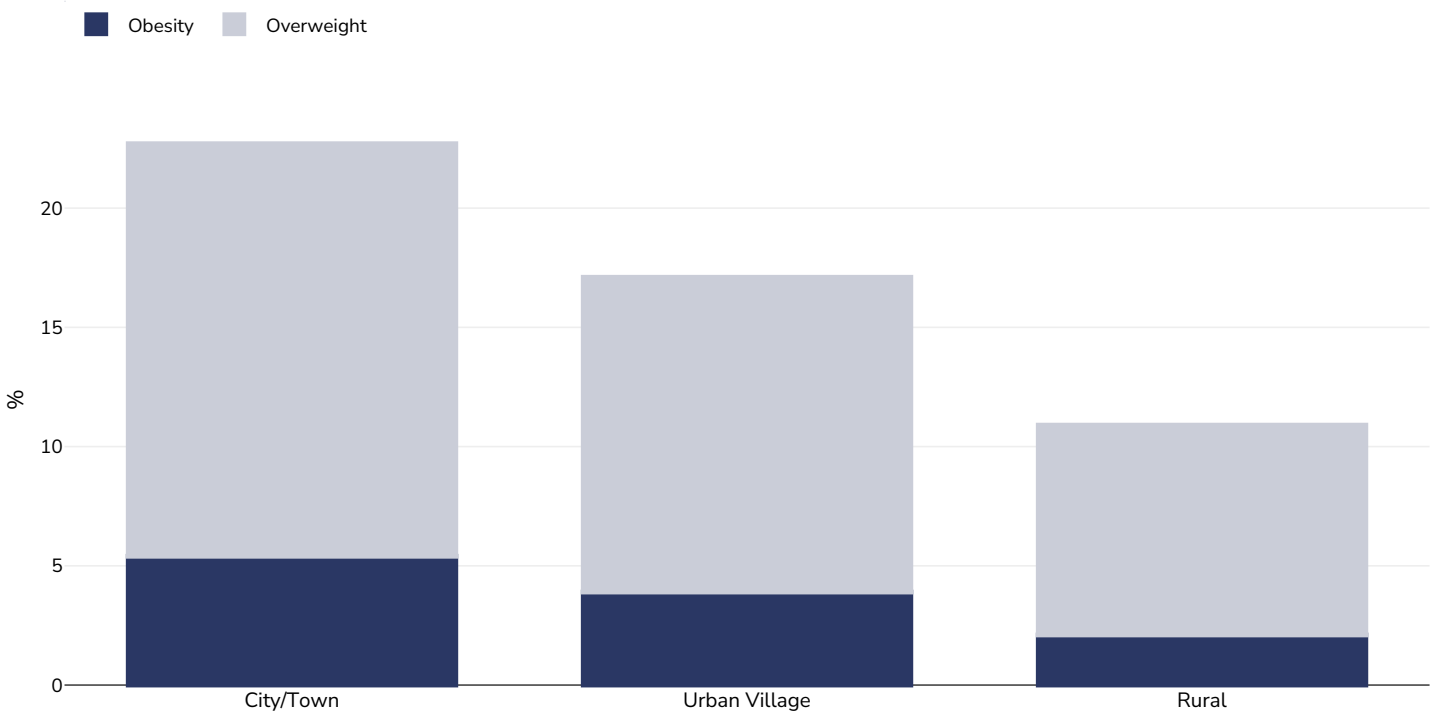

Survey type:	Measured
Age:	20-49
Sample size:	4916 women, 4107 men
Area covered:	National
References:	The prevalence of, and factors associated with, overweight and obesity in Botswana Available at: https://pubmed.ncbi.nlm.nih.gov/20846466/ (last accessed 9-2-23)

Unless otherwise noted, overweight refers to a BMI between 25kg and 29.9kg/m², obesity refers to a BMI greater than 30kg/m².

Women, 2007

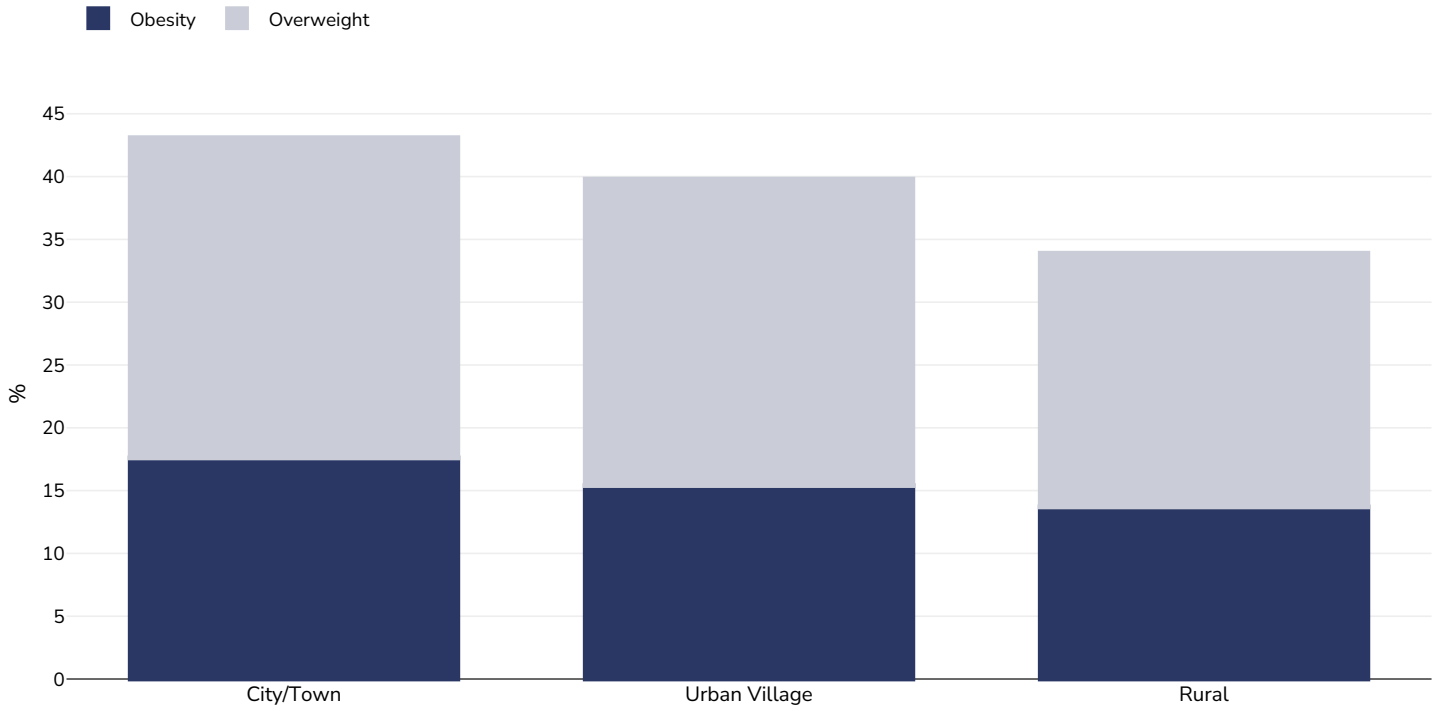

Survey type:	Measured
Age:	20-49
Sample size:	4916 women, 4107 men
Area covered:	National
References:	The prevalence of, and factors associated with, overweight and obesity in Botswana Available at: https://pubmed.ncbi.nlm.nih.gov/20846466/ (last accessed 9-2-23)

Unless otherwise noted, overweight refers to a BMI between 25kg and 29.9kg/m², obesity refers to a BMI greater than 30kg/m².

Children, 2002-2003

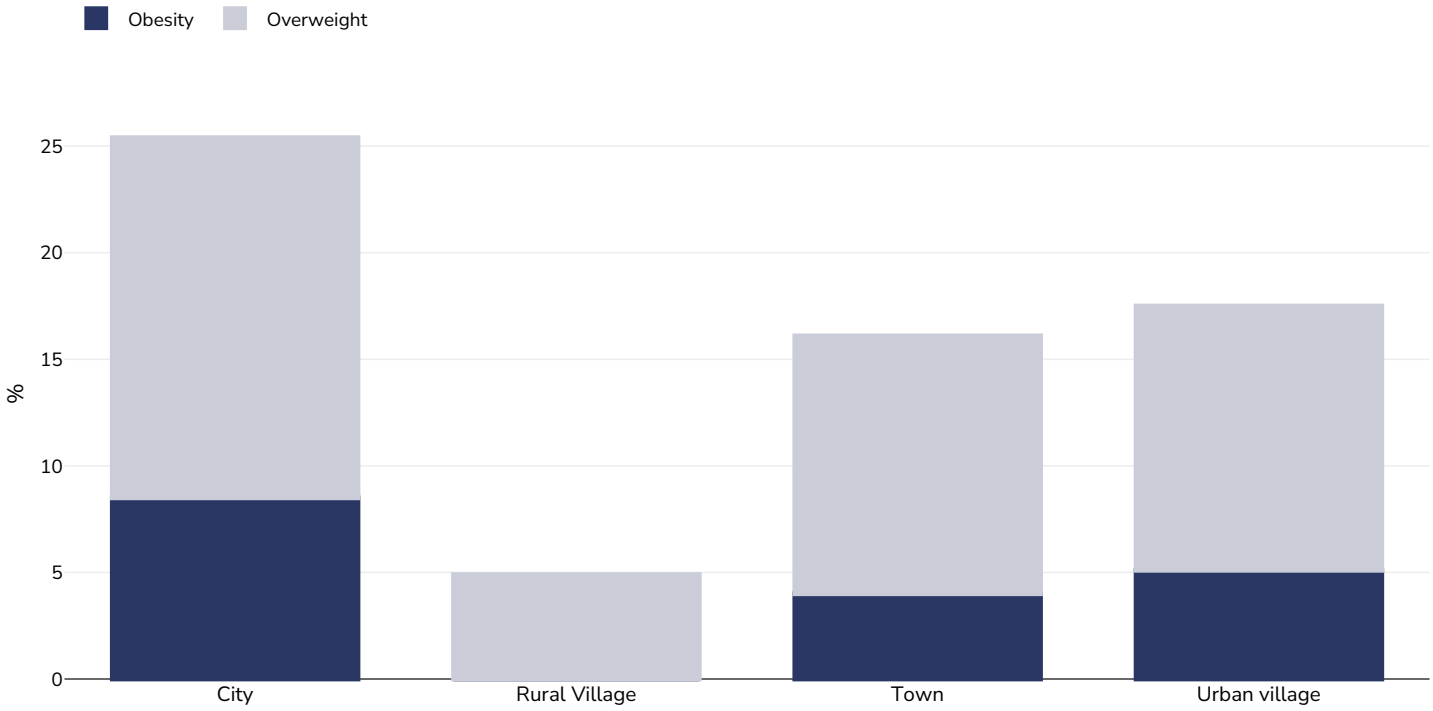

Survey type:	Measured
Age:	12-18
Sample size:	707
Area covered:	National
References:	Wrotniak, B.H., Malete, L., Maruapula, S.D., Jackson, J., Shaibu, S., Ratcliffe, S., Stettler, N. and Compher, C. (2012), SES indicators of obesity in Botswana. Pediatric Obesity, 7: e9-e13. doi:10.1111/j.2047-6310.2011.00023.x
Notes:	Contacted author to confirm survey years awaiting confirmation.
Cutoffs:	WHO

0-5 years, 2007-2008

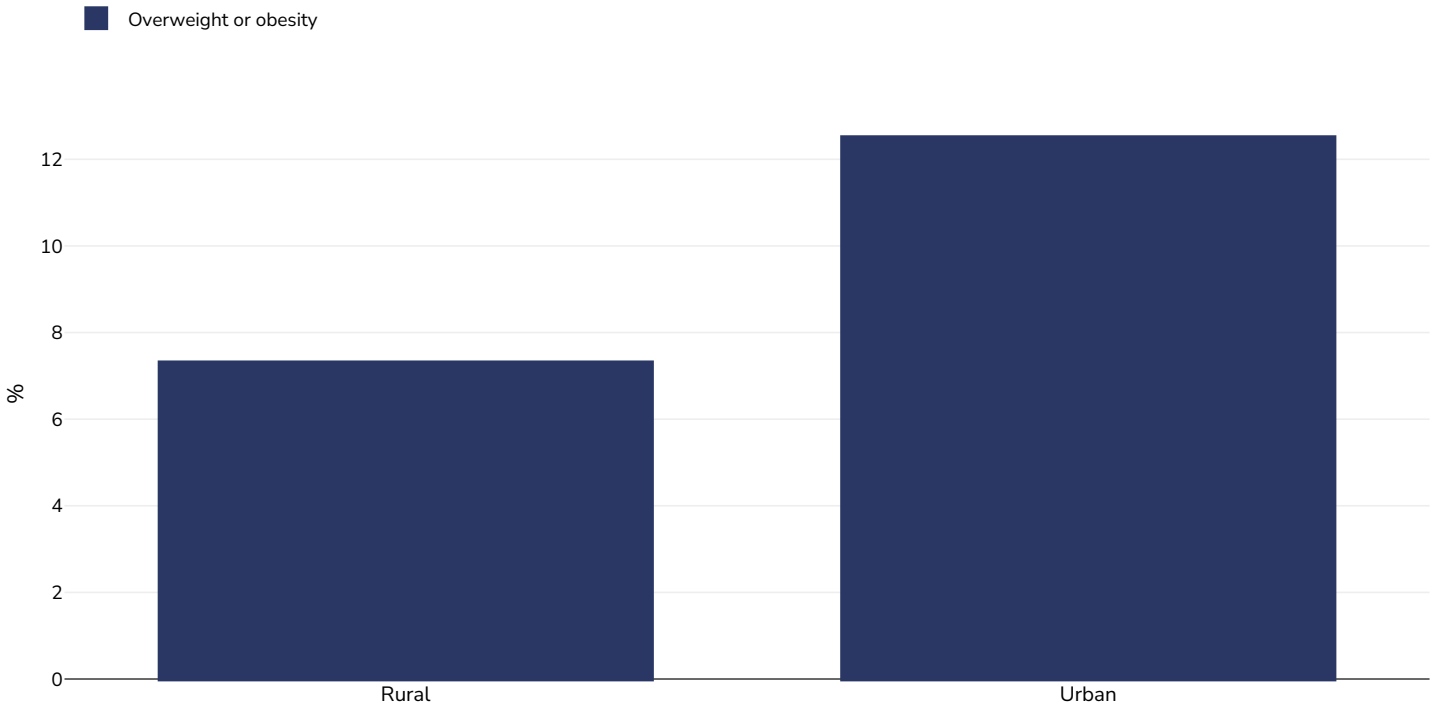

Sample size:	2584
References:	Other: 2007 Botswana family health survey IV report. Gaborone, Botswana: CSO, 2009
Notes:	UNICEF/WHO/World Bank Joint Child Malnutrition Estimates Expanded Database: Overweight (Survey Estimates), May 2023, New York. For more information about the methodology, please consult https://data.unicef.org/resources/jme-2023-country-consultations/ Percentage of children under 5 years of age falling above 2 standard deviations (moderate and severe) from the median weight-for-height of the reference population.
Definitions:	=>+2SD

Overweight/obesity by socio-economic group

Children, 2002-2003

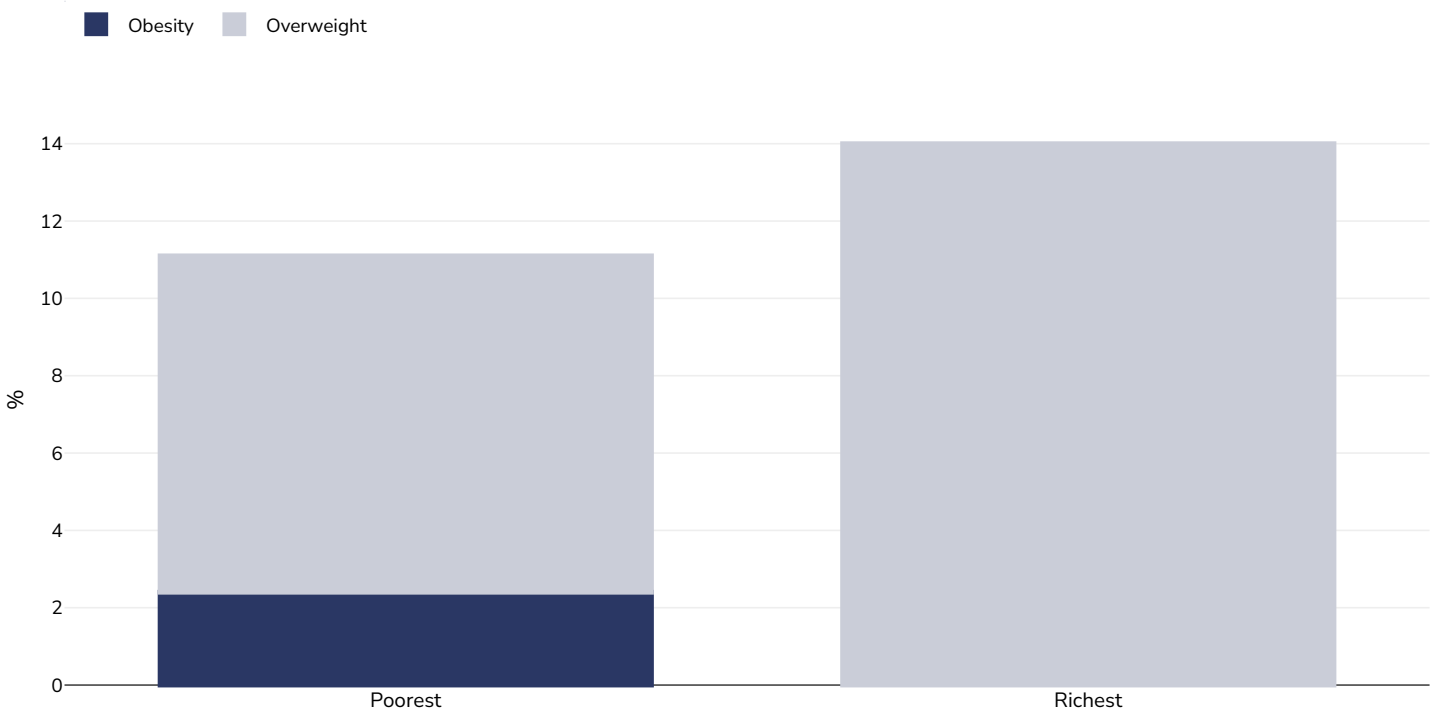

Survey type:	Measured
Age:	12-18
Sample size:	707
Area covered:	National
References:	Wrotniak, B.H., Malete, L., Maruapula, S.D., Jackson, J., Shaibu, S., Ratcliffe, S., Stettler, N. and Compher, C. (2012), SES indicators of obesity in Botswana. Pediatric Obesity, 7: e9-e13. doi:10.1111/j.2047-6310.2011.00023.x
Notes:	Survey years estimated from other papers apparently using same survey. Authors contacted to confirm survey years
Cutoffs:	WHO

0-5 years, 2007-2008

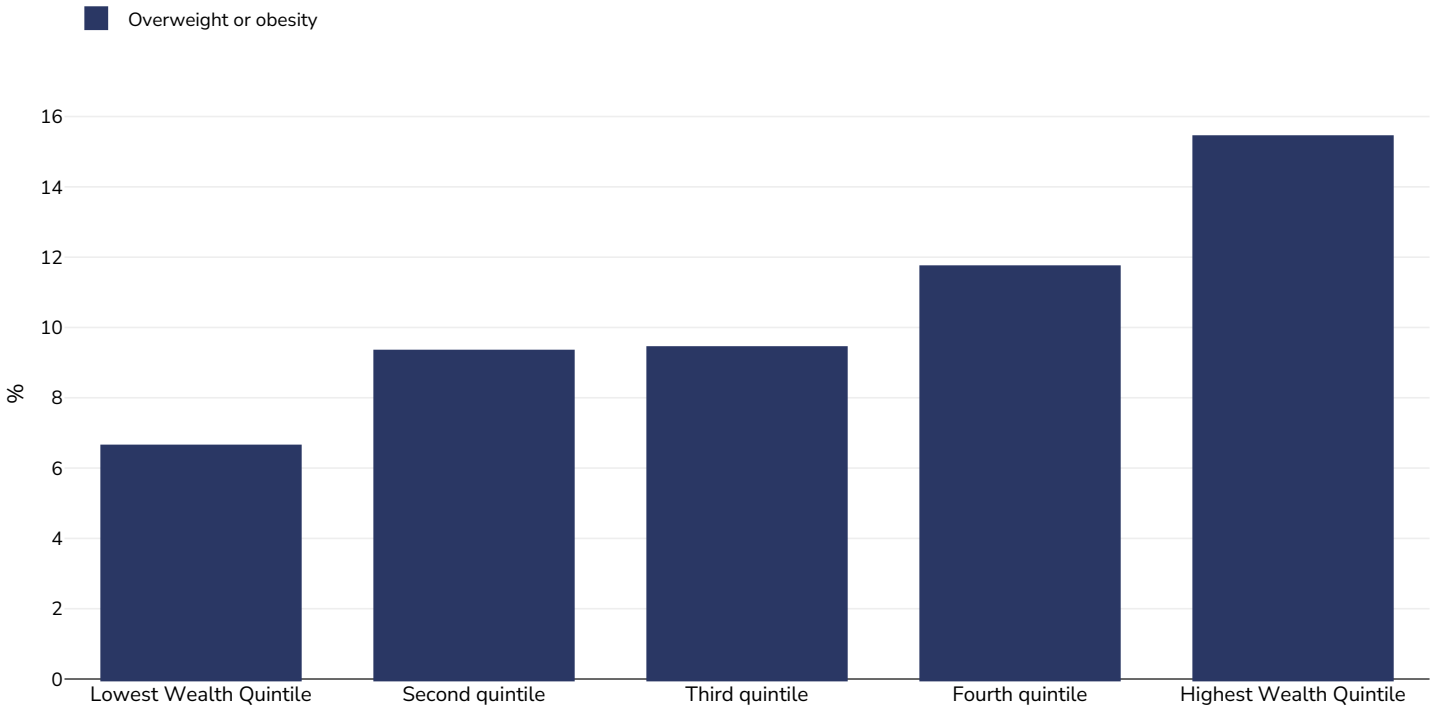

Sample size:	2584
References:	Other: 2007 Botswana family health survey IV report. Gaborone, Botswana: CSO, 2009
Notes:	UNICEF/WHO/World Bank Joint Child Malnutrition Estimates Expanded Database: Overweight (Survey Estimates), May 2023, New York. For more information about the methodology, please consult https://data.unicef.org/resources/jme-2023-country-consultations/ Percentage of children under 5 years of age falling above 2 standard deviations (moderate and severe) from the median weight-for-height of the reference population.
Definitions:	=>+2SD

Double burden of underweight & overweight

Adults, 2022

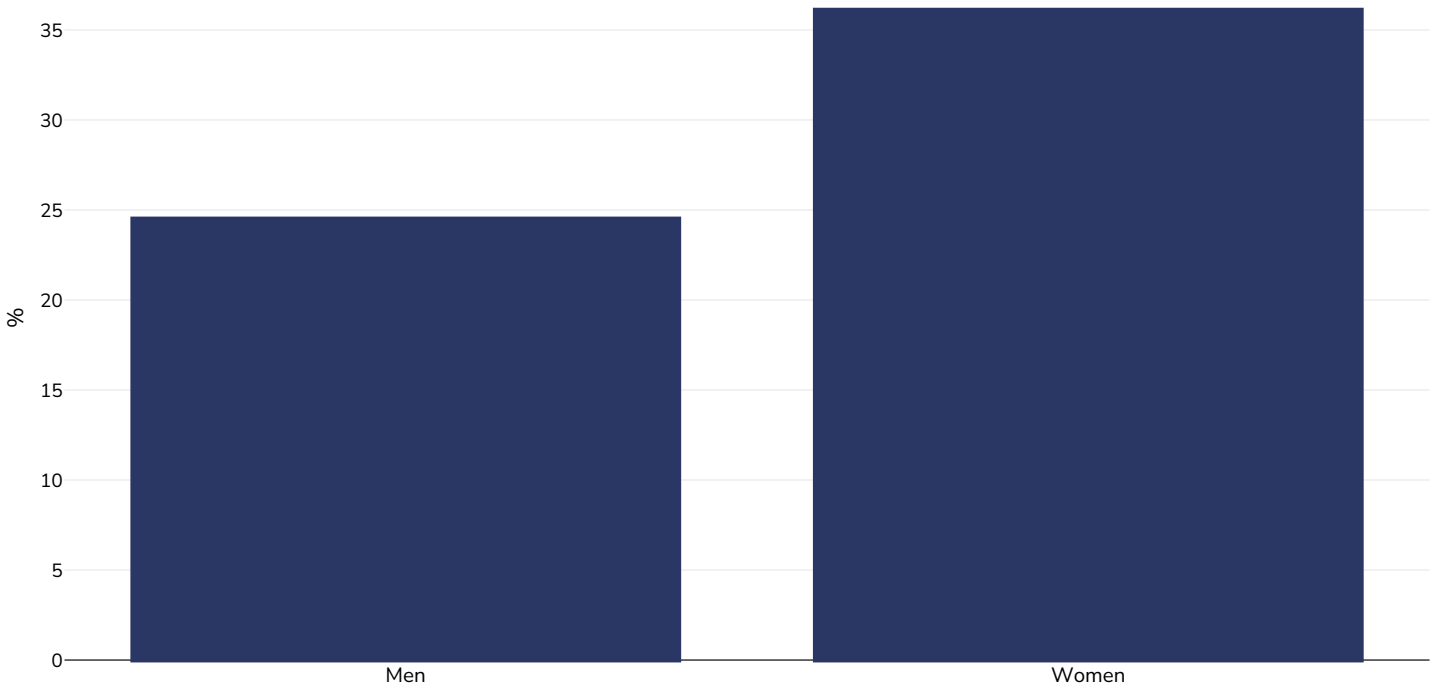

Survey type:	Measured
Age:	20+
References:	NCD Risk Factor Collaboration (NCD-RisC). Worldwide trends in underweight and obesity from 1990 to 2022: a pooled analysis of 3663 population representative studies with 222 million children, adolescents, and adults. Lancet 2024; published online Feb 29. https://doi.org/10.1016/S0140-6736(23)02750-2.
Notes:	Age Standardised estimates
Definitions:	Combined prevalence of BMI<18.5 kg/m² and BMI>=30 kg/m² (double burden of underweight and obesity)

Children, 2022

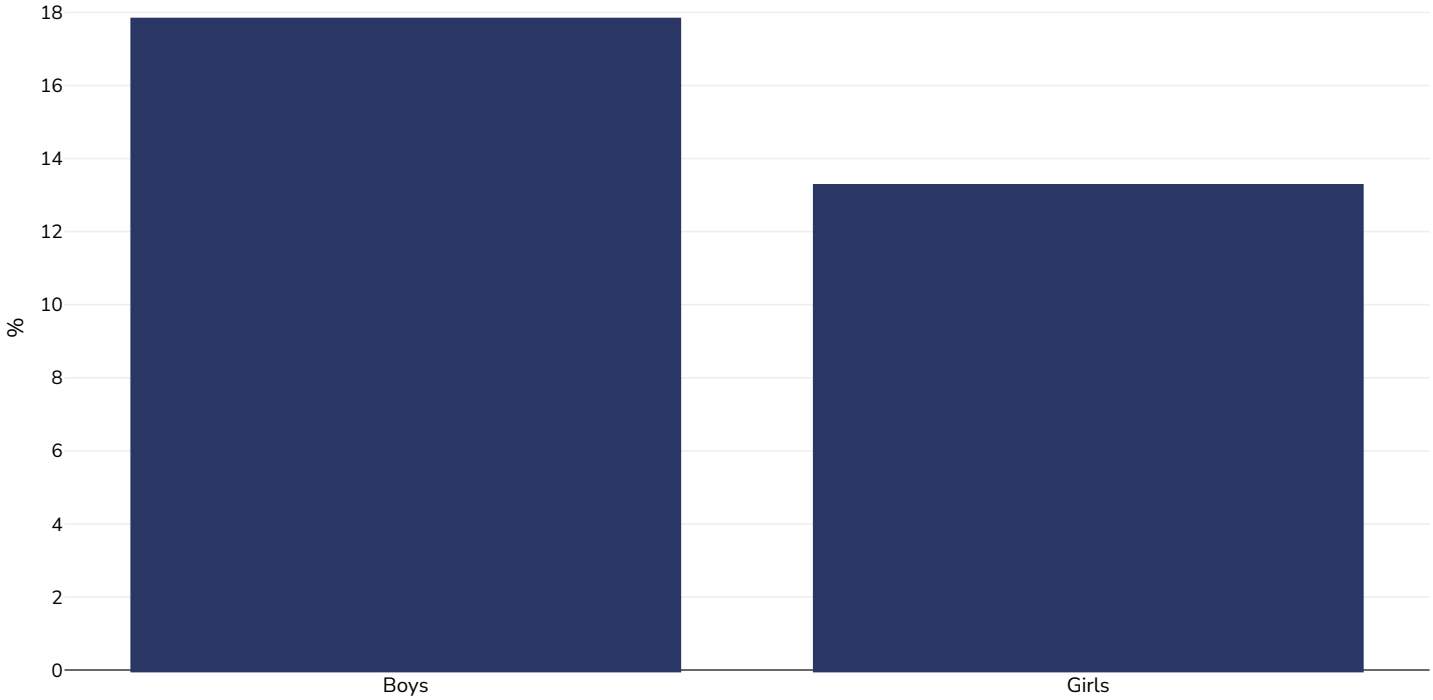

Survey type:	Measured
Age:	5-19
References:	NCD Risk Factor Collaboration (NCD-RisC). Worldwide trends in underweight and obesity from 1990 to 2022: a pooled analysis of 3663 population representative studies with 222 million children, adolescents, and adults. Lancet 2024; published online Feb 29. https://doi.org/10.1016/S0140-6736(23)02750-2.
Notes:	Age standardised estimates
Definitions:	Combined prevalence of BMI < -2SD and BMI > 2SD (double burden of thinness and obesity)
Cutoffs:	BMI < -2SD and BMI > 2SD

0-5 years, 2007-2008

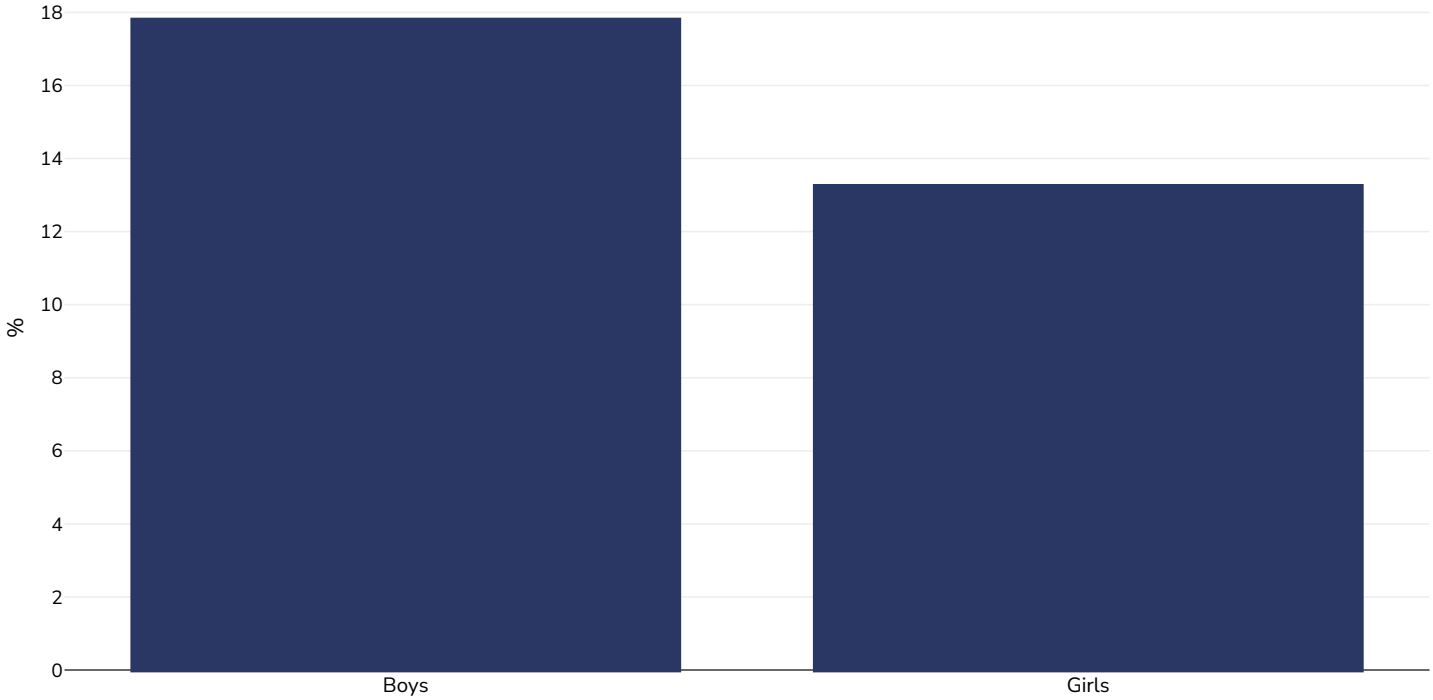

Survey type:	Measured
Age:	0-5
References:	UNICEF data available at https://data.unicef.org/topic/nutrition/malnutrition/(last accessed 12.03.25)
Notes:	Children under 5 falling below -2 standard deviations from the median height for age and falling at or above +2 standard deviations from the median weight-for-height of the reference population

Insufficient physical activity

Adults, 2022

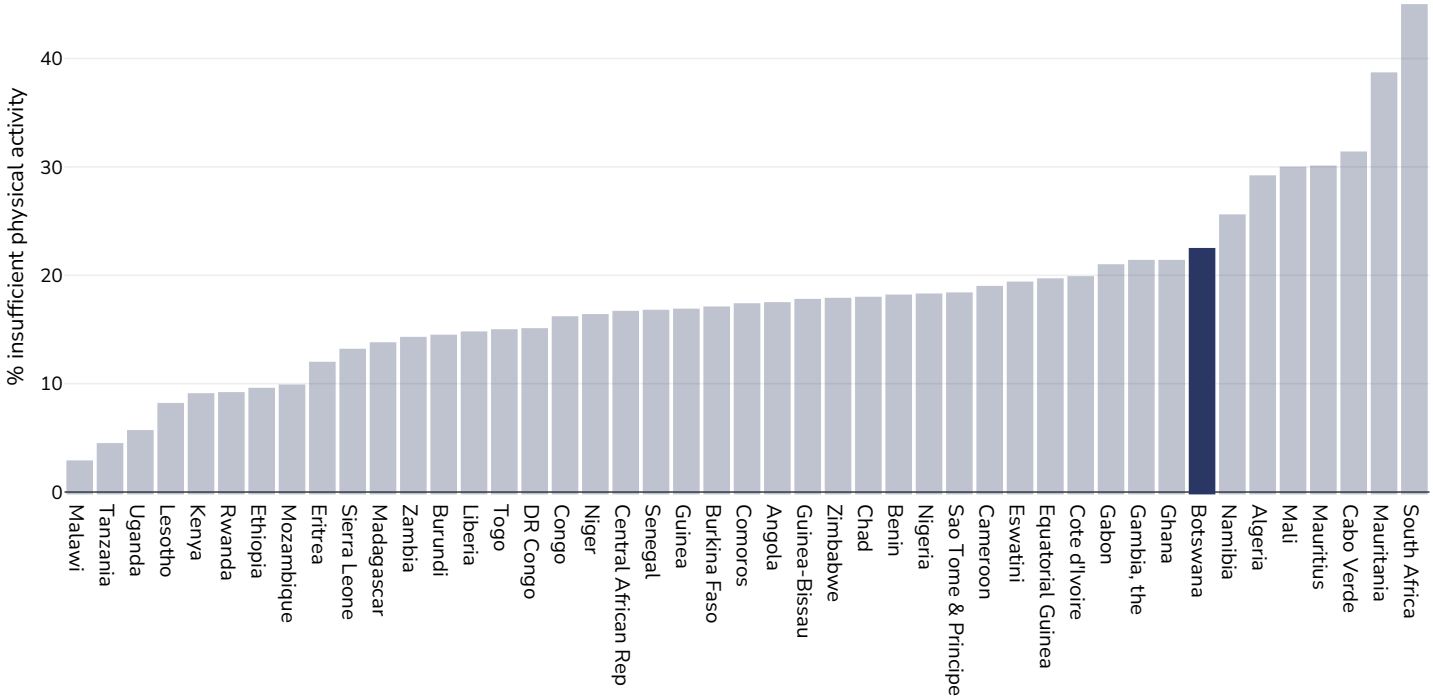

Survey type:	Self-reported
Age:	18+
Area covered:	National
References:	WHO (2024). Prevalence of insufficient physical activity among adults aged 18-years age-standardized estimate in 2022. Available at https://www.who.int/data/gho/data/indicators/indicator-details/GHO/prevalence-of-insufficient-physical-activity-among-adults-aged-18-years-(age-standardized-estimate)-(-)
Definitions:	Percent of population attaining less than 150 minutes of moderate-intensity physical activity per week, or less than 75 minutes of vigorous-intensity physical activity per week, or equivalent.

Men, 2022

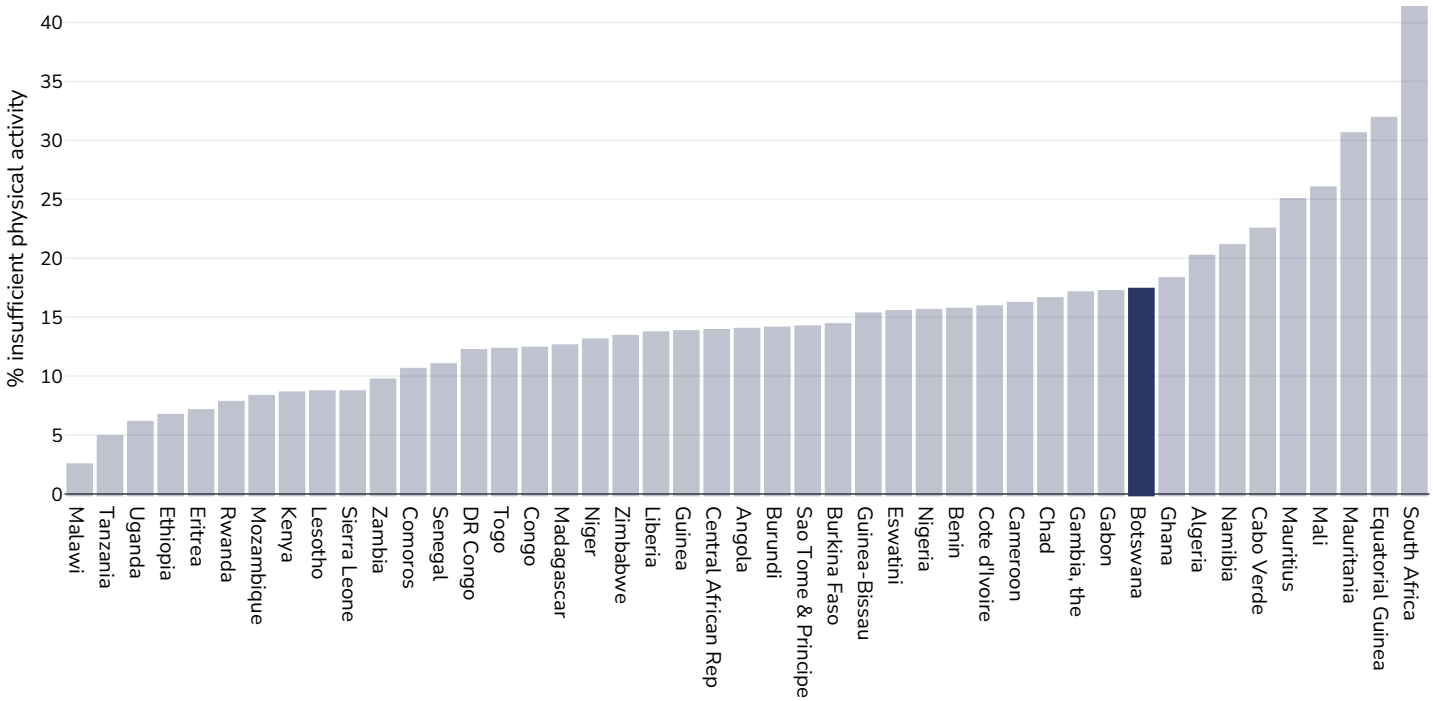

Survey type:	Self-reported
Age:	18+
Area covered:	National
References:	WHO (2024). Prevalence of insufficient physical activity among adults aged 18-years age-standardized estimate in 2022. Available at https://www.who.int/data/gho/data/indicators/indicator-details/GHO/prevalence-of-insufficient-physical-activity-among-adults-aged-18-years-(age-standardized-estimate)-(-)
Definitions:	Percent of population attaining less than 150 minutes of moderate-intensity physical activity per week, or less than 75 minutes of vigorous-intensity physical activity per week, or equivalent.

Women, 2022

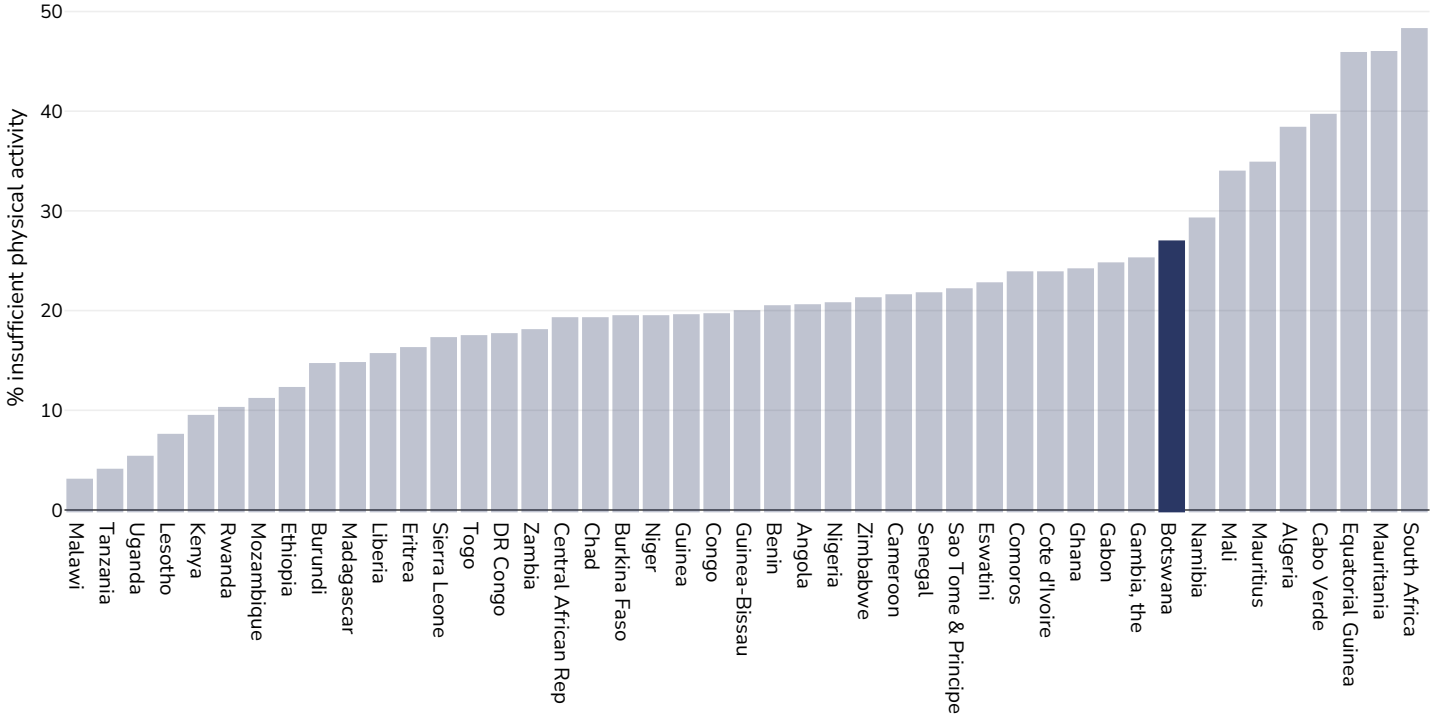

Survey type:	Self-reported
Age:	18+
Area covered:	National
References:	WHO (2024). Prevalence of insufficient physical activity among adults aged 18-years age-standardized estimate in 2022. Available at https://www.who.int/data/gho/data/indicators/indicator-details/GHO/prevalence-of-insufficient-physical-activity-among-adults-aged-18-years-(age-standardized-estimate)-(-)
Definitions:	Percent of population attaining less than 150 minutes of moderate-intensity physical activity per week, or less than 75 minutes of vigorous-intensity physical activity per week, or equivalent.

Children, 2016

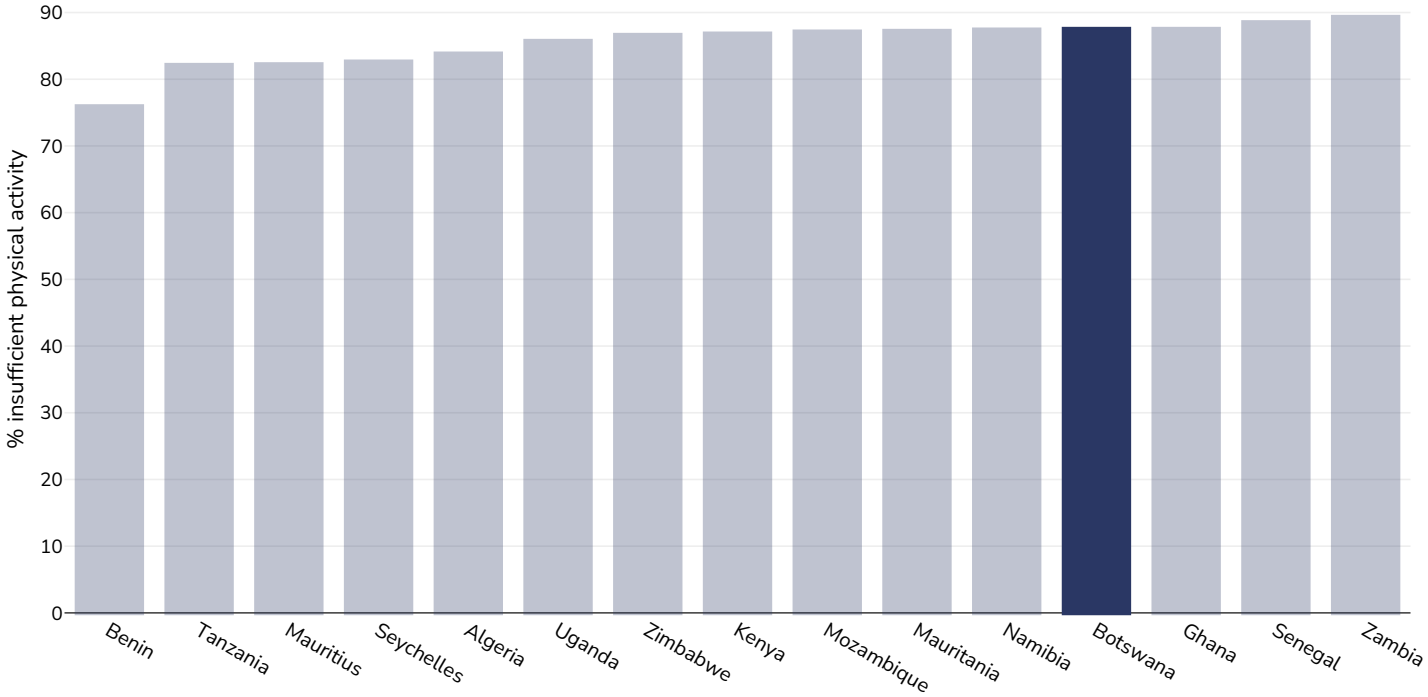

Survey type:	Self-reported
Age:	11-17
References:	Global Health Observatory data repository, World Health Organisation, https://apps.who.int/gho/data/node.main.A893ADO?lang=en (last accessed 16.03.21)
Notes:	% of school going adolescents not meeting WHO recommendations on Physical Activity for Health, i.e. doing less than 60 minutes of moderate- to vigorous-intensity physical activity daily.
Definitions:	% Adolescents insufficiently active (age standardised estimate)

Boys, 2016

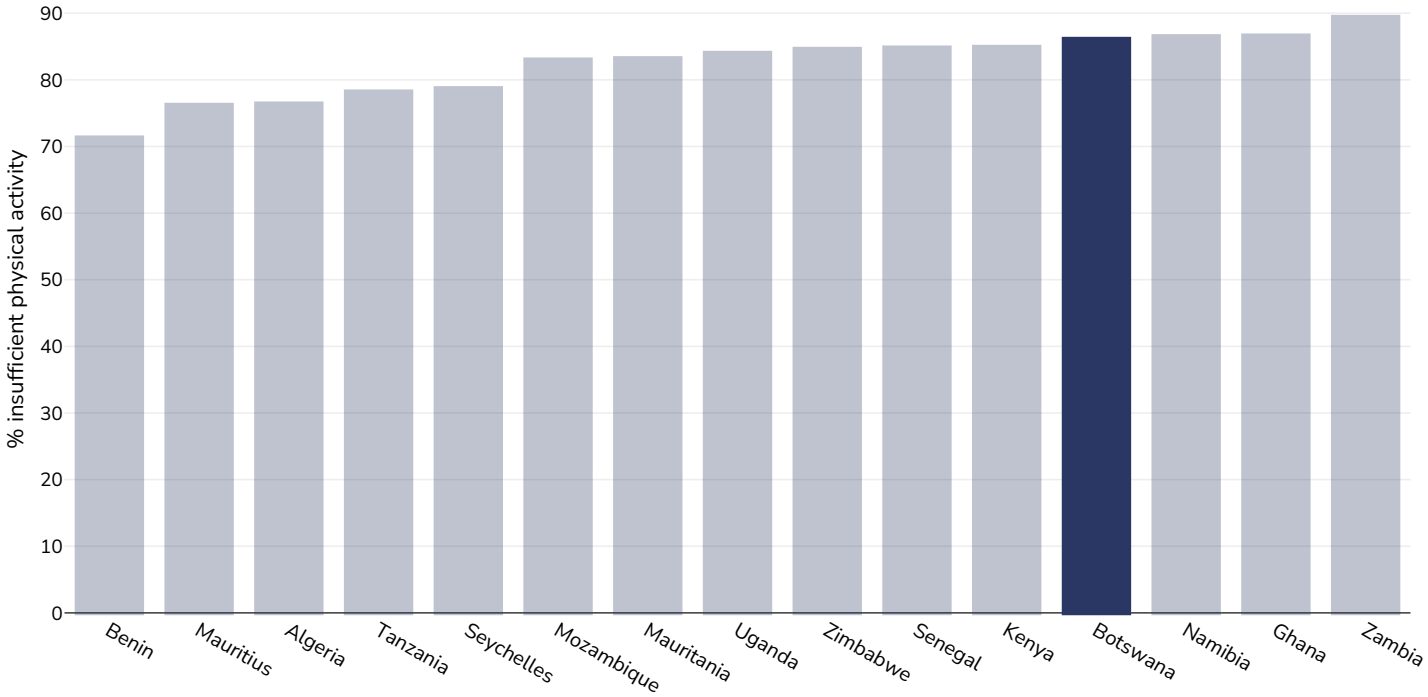

Survey type:	Self-reported
Age:	11-17
References:	Global Health Observatory data repository, World Health Organisation, https://apps.who.int/gho/data/node.main.A893ADO?lang=en (last accessed 16.03.21)
Notes:	% of school going adolescents not meeting WHO recommendations on Physical Activity for Health, i.e. doing less than 60 minutes of moderate- to vigorous-intensity physical activity daily.
Definitions:	% Adolescents insufficiently active (age standardised estimate)

Girls, 2016

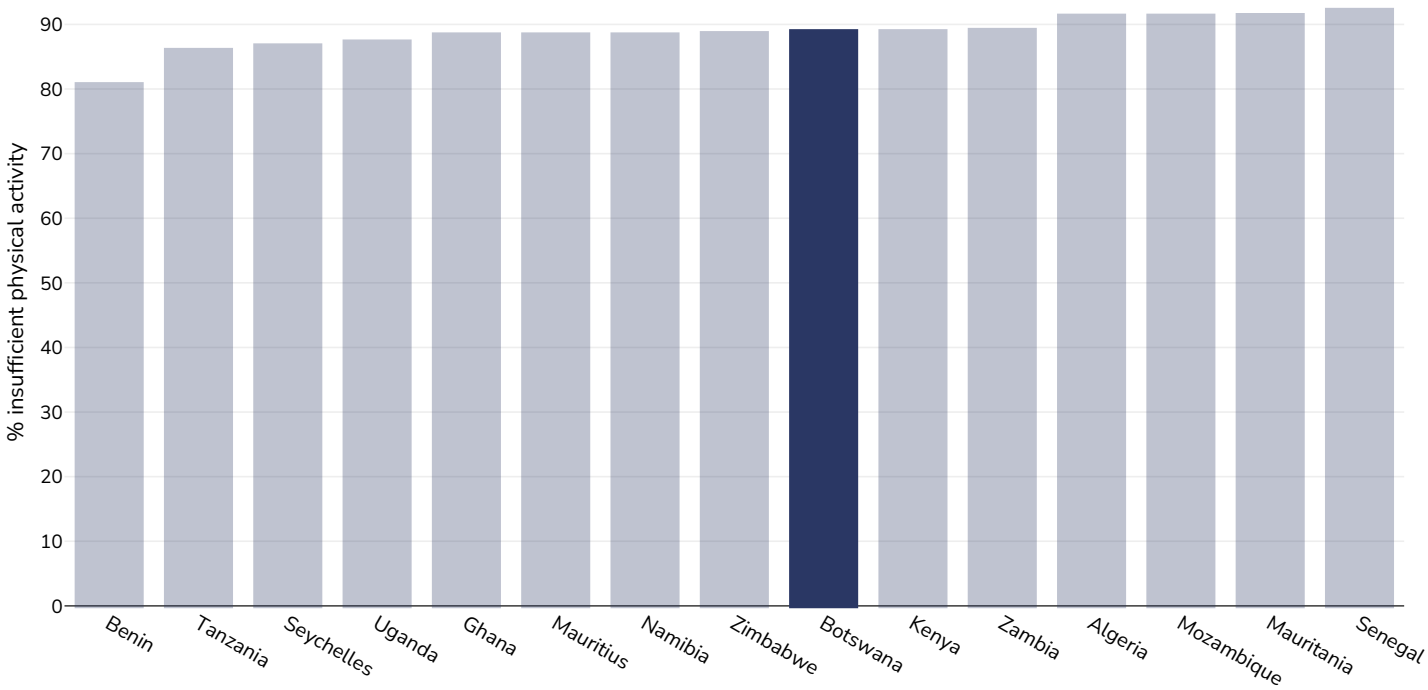

Survey type:	Self-reported
Age:	11-17
References:	Global Health Observatory data repository, World Health Organisation, https://apps.who.int/gho/data/node.main.A893ADO?lang=en (last accessed 16.03.21)
Notes:	% of school going adolescents not meeting WHO recommendations on Physical Activity for Health, i.e. doing less than 60 minutes of moderate- to vigorous-intensity physical activity daily.
Definitions:	% Adolescents insufficiently active (age standardised estimate)

Estimated per capita fruit intake

Adults, 2017

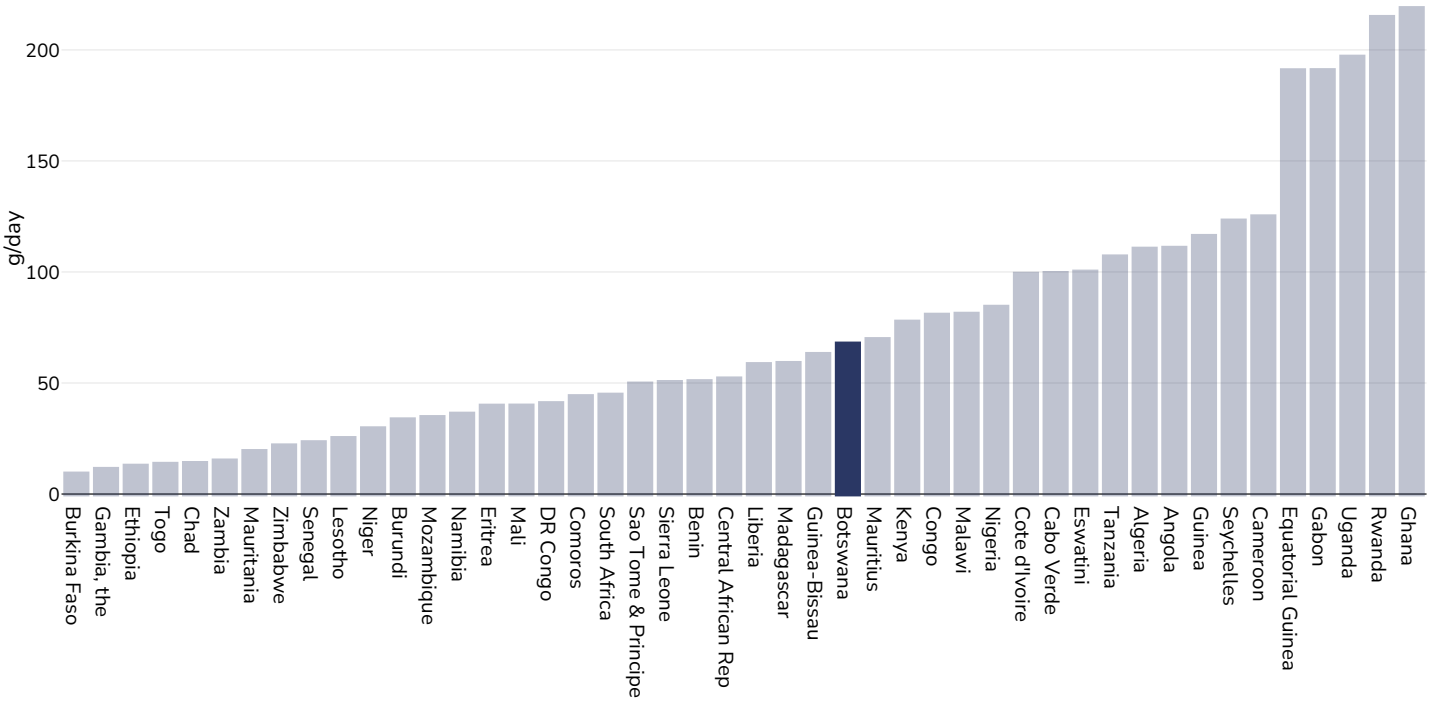

Survey type:	Measured
Age:	25+
References:	Global Burden of Disease, the Institute for Health Metrics and Evaluation http://ghdx.healthdata.org/
Definitions:	Estimated per-capita fruit intake (g/day)

Estimated per-capita processed meat intake

Adults, 2017

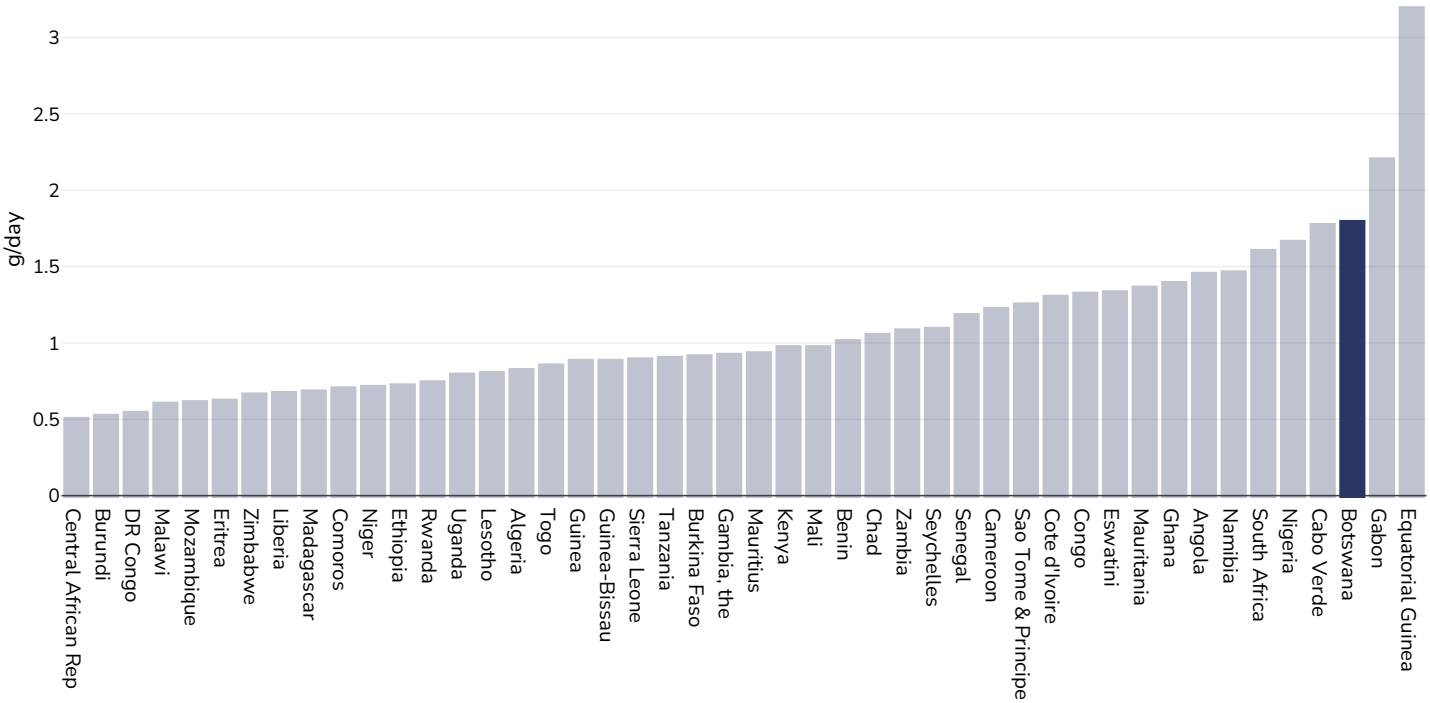

Survey type:	Measured
Age:	25+
References:	Global Burden of Disease, the Institute for Health Metrics and Evaluation http://ghdx.healthdata.org/
Definitions:	Estimated per-capita processed meat intake (g per day)

Estimated per capita whole grains intake

Adults, 2017

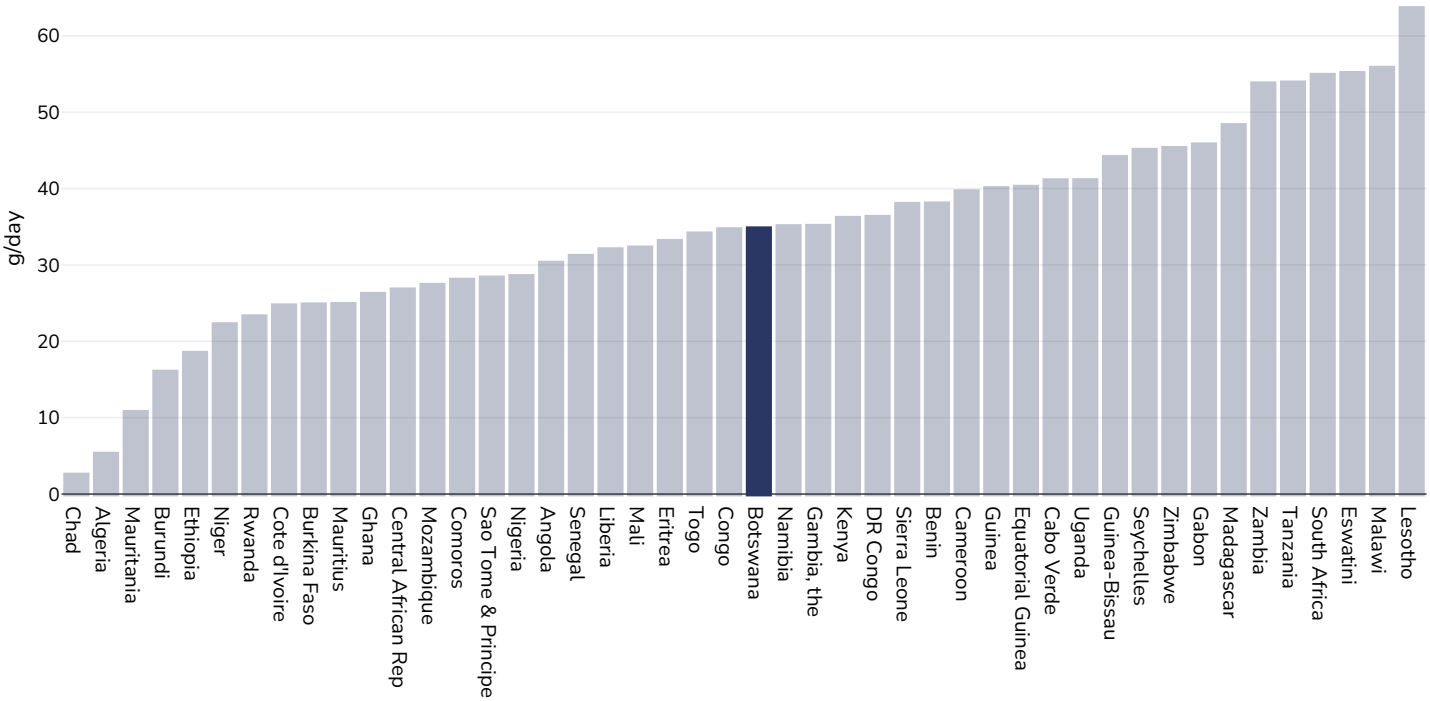

Survey type:	Measured
Age:	25+
References:	Global Burden of Disease, the Institute for Health Metrics and Evaluation http://ghdx.healthdata.org/
Definitions:	Estimated per-capita whole grains intake (g/day)

Mental health - depression disorders

Adults, 2021



Age:	20+
Area covered:	National
References:	Institute for Health Metrics and Evaluation (IHME). GBD Compare Data Visualization. Global Burden of Disease (GBD) Study 2021. Seattle, WA: IHME, University of Washington, 2023. Available from http://vizhub.healthdata.org/gbd-compare. (Last accessed 23.04.25)
Definitions:	Number living with depression per 100,000 population (adults 20+ years)

Men, 2021



Age:	20+
Area covered:	National
References:	Institute for Health Metrics and Evaluation (IHME). GBD Compare Data Visualization. Global Burden of Disease (GBD) Study 2021. Seattle, WA: IHME, University of Washington, 2023. Available from http://vizhub.healthdata.org/gbd-compare. (Last accessed 23.04.25)
Definitions:	Number living with depression per 100,000 population (adults 20+ years)

Women, 2021



Age:	20+
Area covered:	National
References:	Institute for Health Metrics and Evaluation (IHME). GBD Compare Data Visualization. Global Burden of Disease (GBD) Study 2021. Seattle, WA: IHME, University of Washington, 2023. Available from http://vizhub.healthdata.org/gbd-compare. (Last accessed 23.04.25)
Definitions:	Number living with depression per 100,000 population (adults 20+ years)

Children, 2021

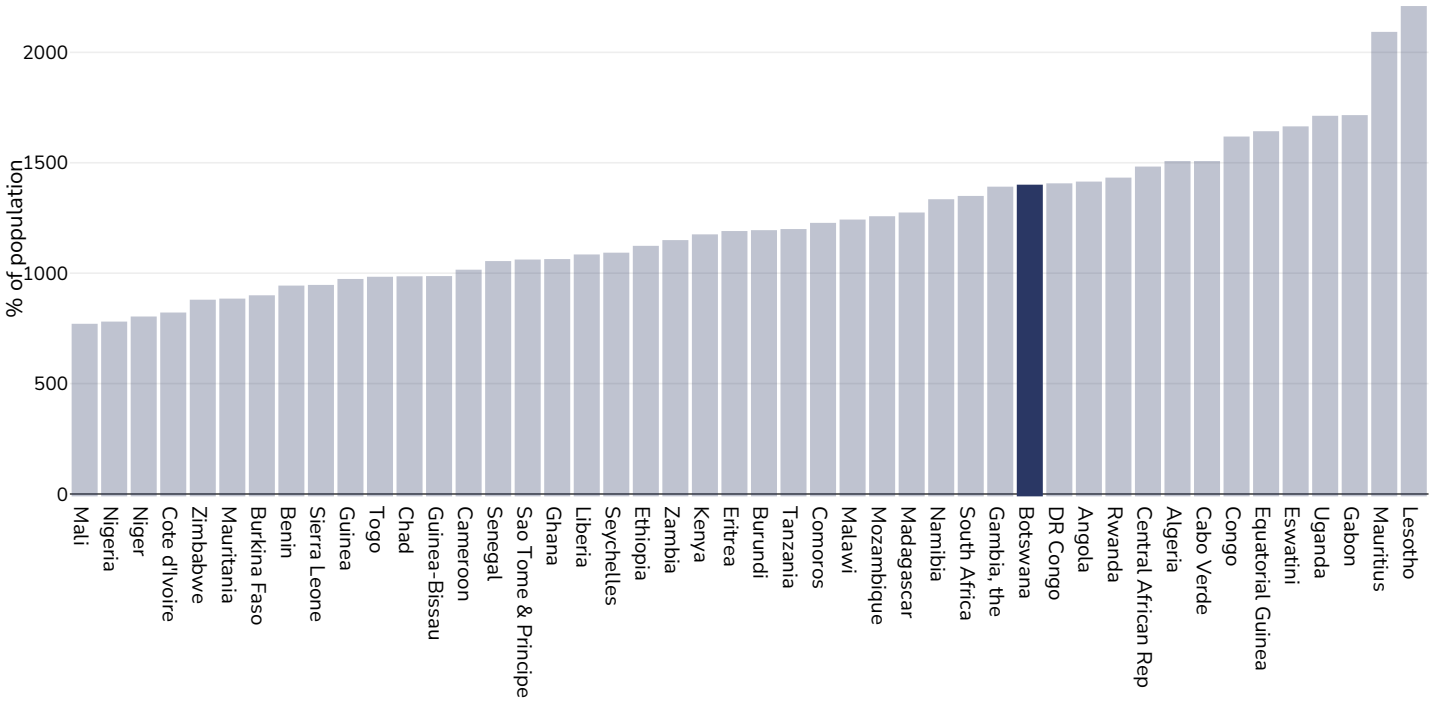

Area covered:	National
References:	Institute for Health Metrics and Evaluation (IHME). GBD Compare Data Visualization. Global Burden of Disease (GBD) Study 2021. Seattle, WA: IHME, University of Washington, 2023. Available from http://vizhub.healthdata.org/gbd-compare. (Last accessed 23.04.25)
Definitions:	Number living with depressive disorder per 100,000 population (Under 20 years of age)

Boys, 2021

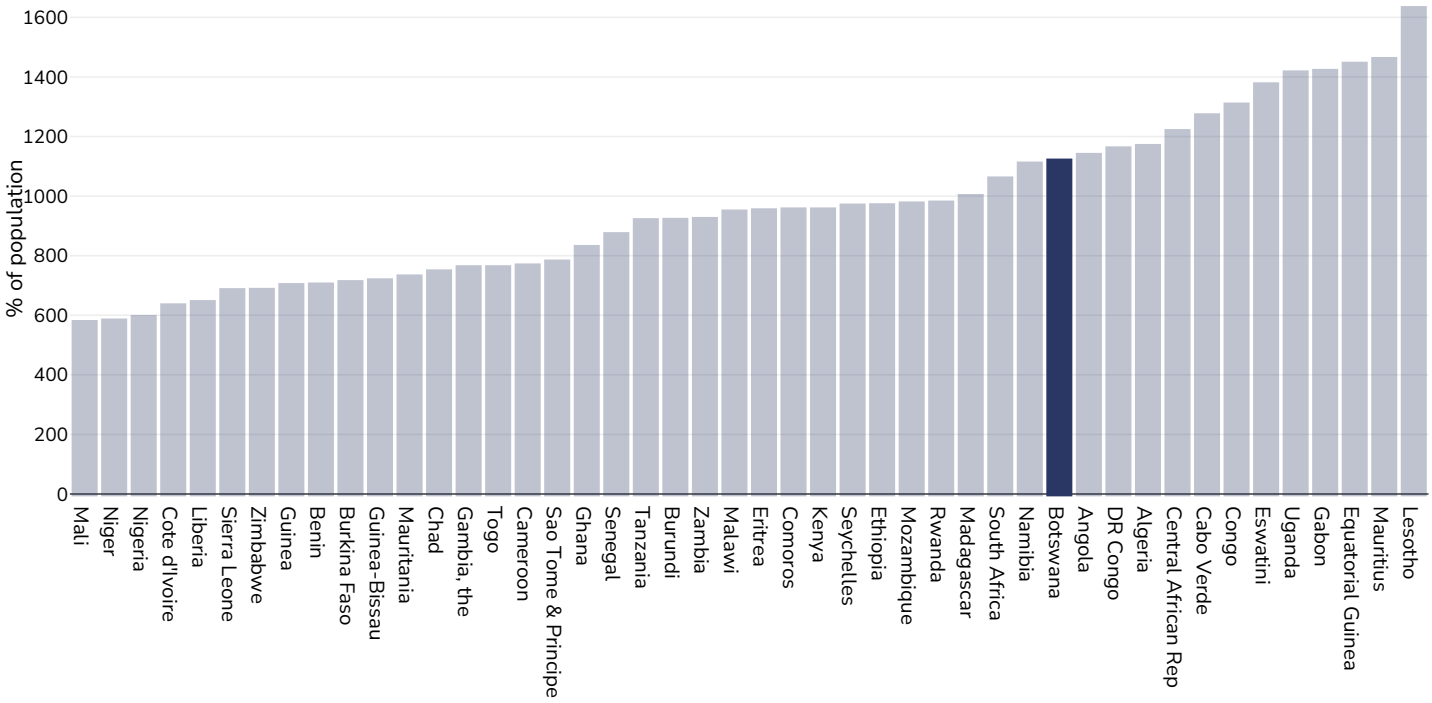

Area covered:	National
References:	Institute for Health Metrics and Evaluation (IHME). GBD Compare Data Visualization. Global Burden of Disease (GBD) Study 2021. Seattle, WA: IHME, University of Washington, 2023. Available from http://vizhub.healthdata.org/gbd-compare. (Last accessed 23.04.25)
Definitions:	Number living with depressive disorder per 100,000 population (Under 20 years of age)

Girls, 2021

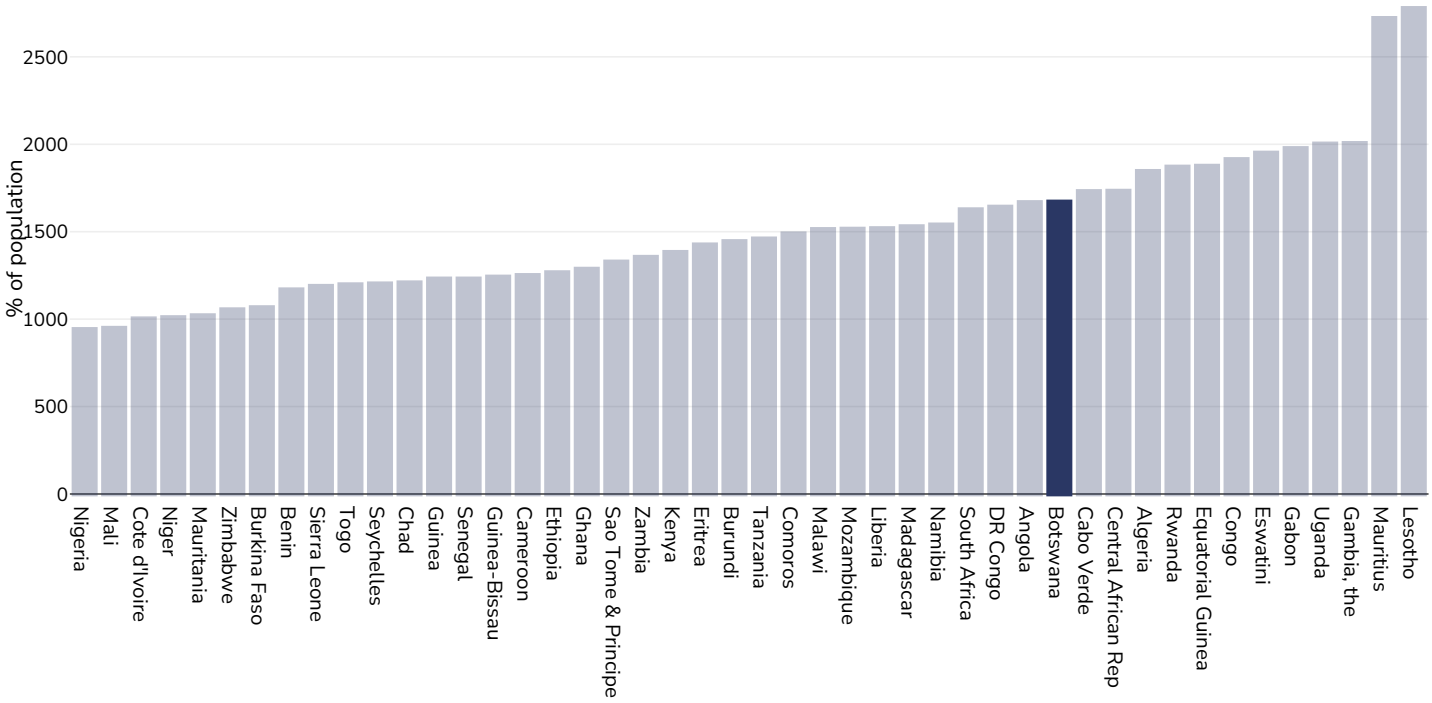

Area covered:	National
References:	Institute for Health Metrics and Evaluation (IHME). GBD Compare Data Visualization. Global Burden of Disease (GBD) Study 2021. Seattle, WA: IHME, University of Washington, 2023. Available from http://vizhub.healthdata.org/gbd-compare. (Last accessed 23.04.25)
Definitions:	Number living with depressive disorder per 100,000 population (Under 20 years of age)

Mental health - anxiety disorders

Adults, 2021



Age:	20+
References:	Institute for Health Metrics and Evaluation (IHME). GBD Compare Data Visualization. Global Burden of Disease (GBD) Study 2021. Seattle, WA: IHME, University of Washington, 2023. Available from http://vizhub.healthdata.org/gbd-compare. (Last accessed 23.04.25).
Definitions:	Number living with anxiety per 100,000 population

Men, 2021



Age:	20+
References:	Institute for Health Metrics and Evaluation (IHME). GBD Compare Data Visualization. Global Burden of Disease (GBD) Study 2021. Seattle, WA: IHME, University of Washington, 2023. Available from http://vizhub.healthdata.org/gbd-compare. (Last accessed 23.04.25).
Definitions:	Number living with anxiety per 100,000 population

Women, 2021



Age:	20+
References:	Institute for Health Metrics and Evaluation (IHME). GBD Compare Data Visualization. Global Burden of Disease (GBD) Study 2021. Seattle, WA: IHME, University of Washington, 2023. Available from http://vizhub.healthdata.org/gbd-compare. (Last accessed 23.04.25).
Definitions:	Number living with anxiety per 100,000 population

Children, 2021

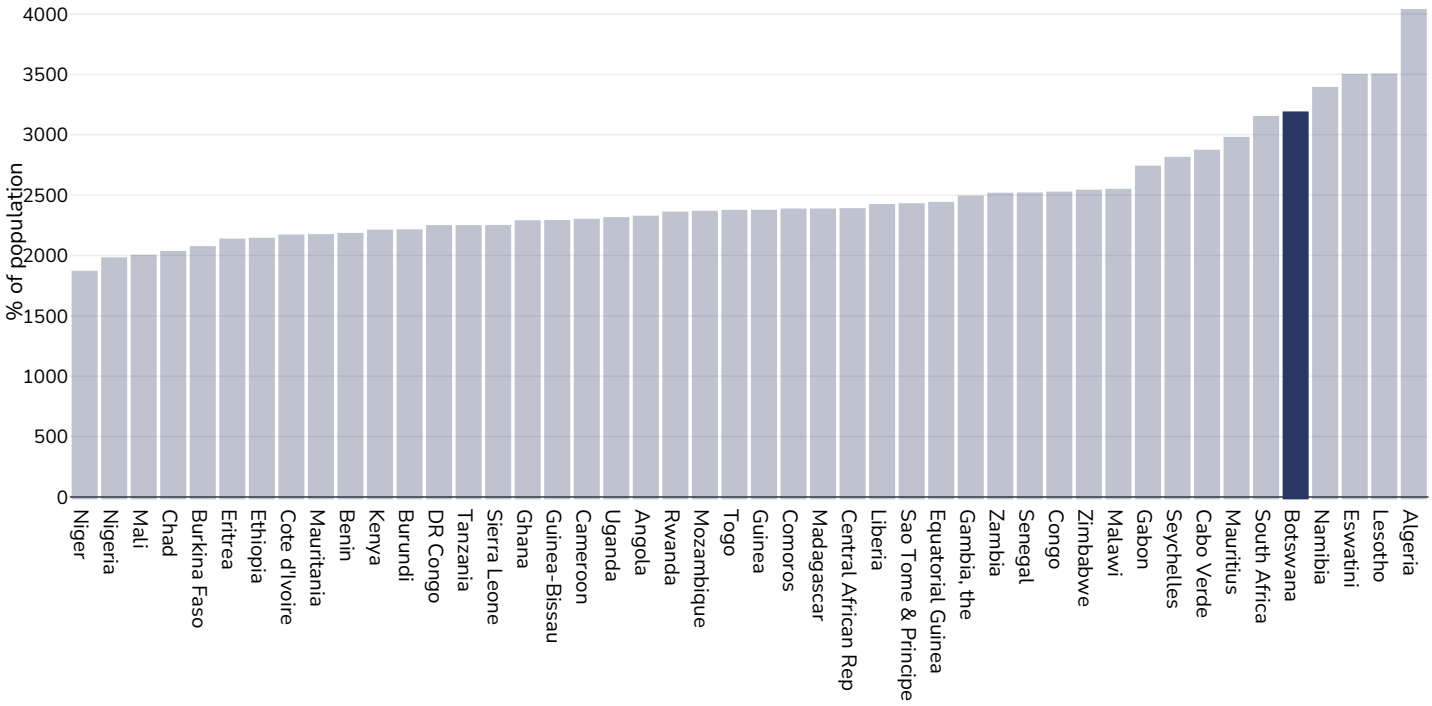

References: Institute for Health Metrics and Evaluation (IHME). GBD Compare Data Visualization. Global Burden of Disease (GBD) Study 2021. Seattle, WA: IHME, University of Washington, 2023. Available from http://vizhub.healthdata.org/gbd-compare. (Last accessed 23.04.25)

Boys, 2021

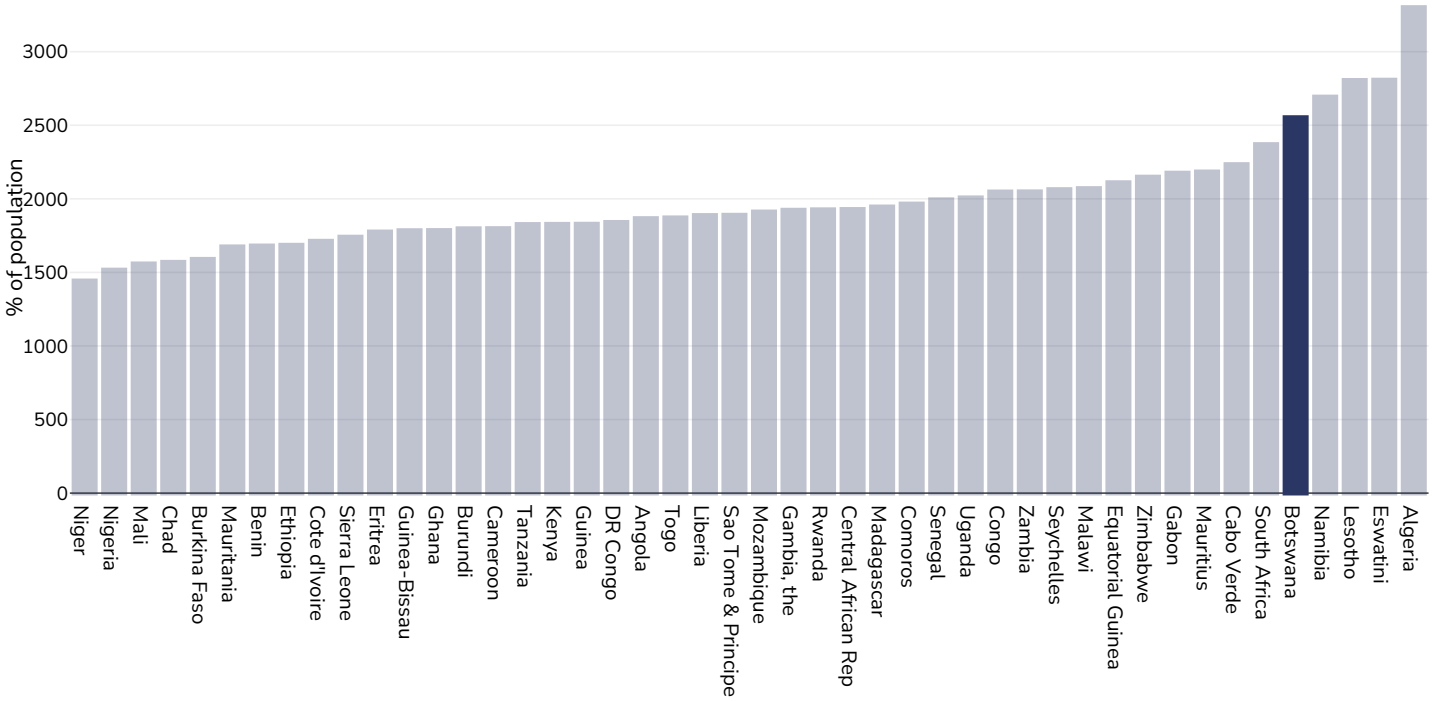

References: Institute for Health Metrics and Evaluation (IHME). GBD Compare Data Visualization. Global Burden of Disease (GBD) Study 2021. Seattle, WA: IHME, University of Washington, 2023. Available from http://vizhub.healthdata.org/gbd-compare. (Last accessed 23.04.25)

Girls, 2021

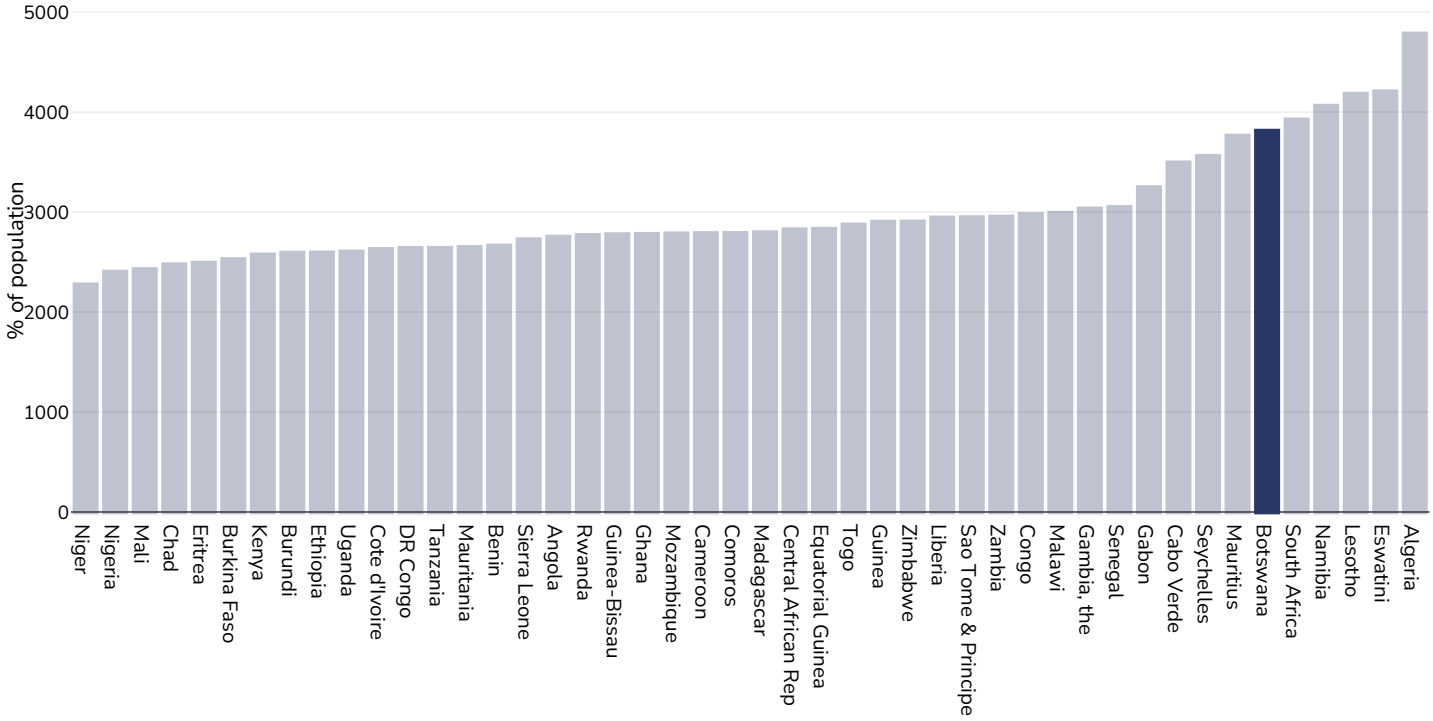

References: Institute for Health Metrics and Evaluation (IHME). GBD Compare Data Visualization. Global Burden of Disease (GBD) Study 2021. Seattle, WA: IHME, University of Washington, 2023. Available from http://vizhub.healthdata.org/gbd-compare. (Last accessed 23.04.25)

% Infants exclusively breastfed 0-5 months

0-5 years, 2010-2024

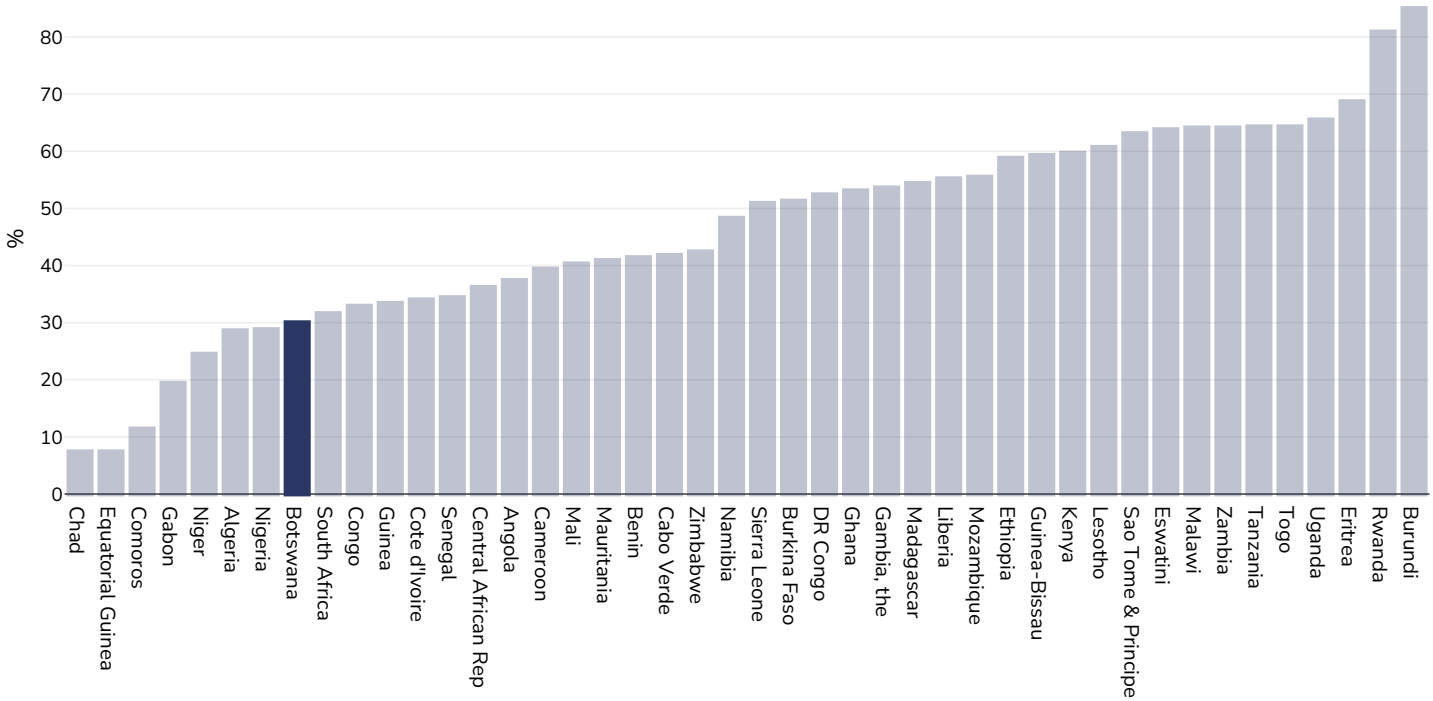

References:	Botswana 2017 Demographic Survey
Notes:	Full details are available. Original citation United Nations Children's Fund, Division of Data, Analysis, Planning and Monitoring (2023). Global UNICEF Global Databases: Infant and Young Child Feeding: Exclusive breastfeeding, New York, October 2023.

Percent of population who cannot afford a healthy diet

Adults, 2022

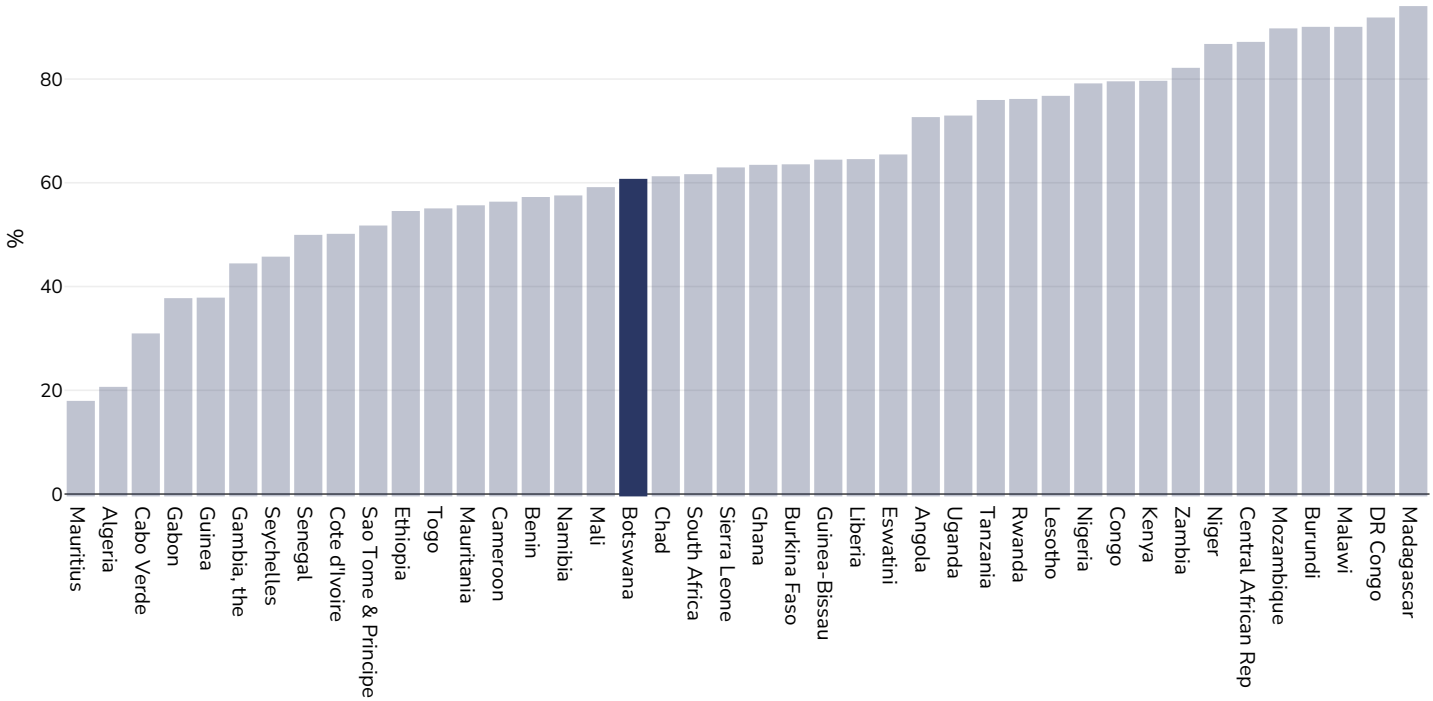

Area covered:	National
References:	The Food Systems Dashboard. The Global Alliance for Improved Nutrition (GAIN), The Columbia Climate School, and Cornell University College of Agriculture and Life Sciences. 2024. Geneva, Switzerland. https://www.foodsystemsdashboard.org. DOI: https://doi.org/10.36072/db.

Oesophageal cancer

Men, 2022



Age:	20+
Area covered:	National
References:	Ferlay J, Ervik M, Lam F, Laversanne M, Colombet M, Mery L, Piñeros M, Znaor A, Soerjomataram I, Bray F (2024).Global Cancer Observatory: Cancer Today. Lyon, France: International Agency for Research on Cancer. Available from: https://gco.iarc.who.int/today, accessed [16.07.24]
Definitions:	Indicence per 100,000

Women, 2022



Age:	20+
Area covered:	National
References:	Ferlay J, Ervik M, Lam F, Laversanne M, Colombet M, Mery L, Piñeros M, Znaor A, Soerjomataram I, Bray F (2024).Global Cancer Observatory: Cancer Today. Lyon, France: International Agency for Research on Cancer. Available from: https://gco.iarc.who.int/today, accessed [16.07.24]
Definitions:	Indicence per 100,000

Breast cancer

Women, 2022

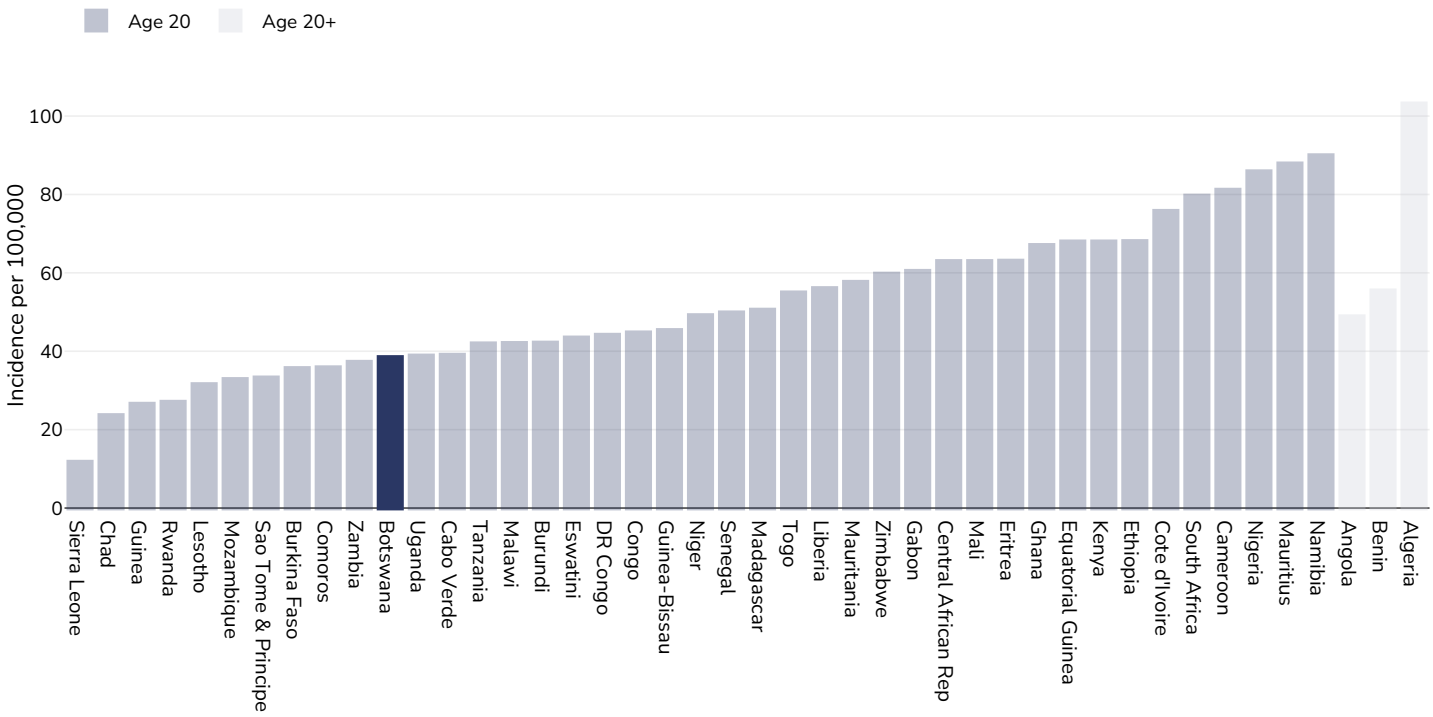

Area covered:	National
References:	Ferlay J, Ervik M, Lam F, Laversanne M, Colombet M, Mery L, Piñeros M, Znaor A, Soerjomataram I, Bray F (2024).Global Cancer Observatory: Cancer Today. Lyon, France: International Agency for Research on Cancer. Available from: https://gco.iarc.who.int/today, accessed [16.07.24]
Definitions:	Incidence per 100,000

Colorectal cancer

Men, 2022



Age:	20+
Area covered:	National
References:	Ferlay J, Ervik M, Lam F, Laversanne M, Colombet M, Mery L, Piñeros M, Znaor A, Soerjomataram I, Bray F (2024).Global Cancer Observatory: Cancer Today. Lyon, France: International Agency for Research on Cancer. Available from: https://gco.iarc.who.int/today, accessed [16.07.24]
Definitions:	Incidence per 100,000

Women, 2022



Age:	20+
Area covered:	National
References:	Ferlay J, Ervik M, Lam F, Laversanne M, Colombet M, Mery L, Piñeros M, Znaor A, Soerjomataram I, Bray F (2024).Global Cancer Observatory: Cancer Today. Lyon, France: International Agency for Research on Cancer. Available from: https://gco.iarc.who.int/today, accessed [16.07.24]
Definitions:	Incidence per 100,000

Pancreatic cancer

Men, 2022



Age:	20+
Area covered:	National
References:	Ferlay J, Ervik M, Lam F, Laversanne M, Colombet M, Mery L, Piñeros M, Znaor A, Soerjomataram I, Bray F (2024).Global Cancer Observatory: Cancer Today. Lyon, France: International Agency for Research on Cancer. Available from: https://gco.iarc.who.int/today, accessed [16.07.24]
Definitions:	Incidence per 100,000

Women, 2022



Age:	20+
Area covered:	National
References:	Ferlay J, Ervik M, Lam F, Laversanne M, Colombet M, Mery L, Piñeros M, Znaor A, Soerjomataram I, Bray F (2024).Global Cancer Observatory: Cancer Today. Lyon, France: International Agency for Research on Cancer. Available from: https://gco.iarc.who.int/today, accessed [16.07.24]
Definitions:	Incidence per 100,000

Gallbladder cancer

Men, 2022

Age:	20+
Area covered:	National
References:	Ferlay J, Ervik M, Lam F, Laversanne M, Colombet M, Mery L, Piñeros M, Znaor A, Soerjomataram I, Bray F (2024).Global Cancer Observatory: Cancer Today. Lyon, France: International Agency for Research on Cancer. Available from: https://gco.iarc.who.int/today, accessed [16.07.24]
Definitions:	Indicence per 100,000

Women, 2022

Age:	20+
Area covered:	National
References:	Ferlay J, Ervik M, Lam F, Laversanne M, Colombet M, Mery L, Piñeros M, Znaor A, Soerjomataram I, Bray F (2024).Global Cancer Observatory: Cancer Today. Lyon, France: International Agency for Research on Cancer. Available from: https://gco.iarc.who.int/today, accessed [16.07.24]
Definitions:	Indicence per 100,000

Kidney cancer

Men, 2022



Age:	20+
Area covered:	National
References:	Ferlay J, Ervik M, Lam F, Laversanne M, Colombet M, Mery L, Piñeros M, Znaor A, Soerjomataram I, Bray F (2024).Global Cancer Observatory: Cancer Today. Lyon, France: International Agency for Research on Cancer. Available from: https://gco.iarc.who.int/today, accessed [16.07.24]
Definitions:	Incidence per 100,000

Women, 2022



Age:	20+
Area covered:	National
References:	Ferlay J, Ervik M, Lam F, Laversanne M, Colombet M, Mery L, Piñeros M, Znaor A, Soerjomataram I, Bray F (2024).Global Cancer Observatory: Cancer Today. Lyon, France: International Agency for Research on Cancer. Available from: https://gco.iarc.who.int/today, accessed [16.07.24]
Definitions:	Incidence per 100,000

Cancer of the uterus

Women, 2022



Age:	20+
References:	Ferlay J, Ervik M, Lam F, Laversanne M, Colombet M, Mery L, Piñeros M, Znaor A, Soerjomataram I, Bray F (2024).Global Cancer Observatory: Cancer Today. Lyon, France: International Agency for Research on Cancer. Available from: https://gco.iarc.who.int/today, accessed [16.07.24]
Definitions:	Incidence per 100,000

Raised blood pressure

Adults, 2015

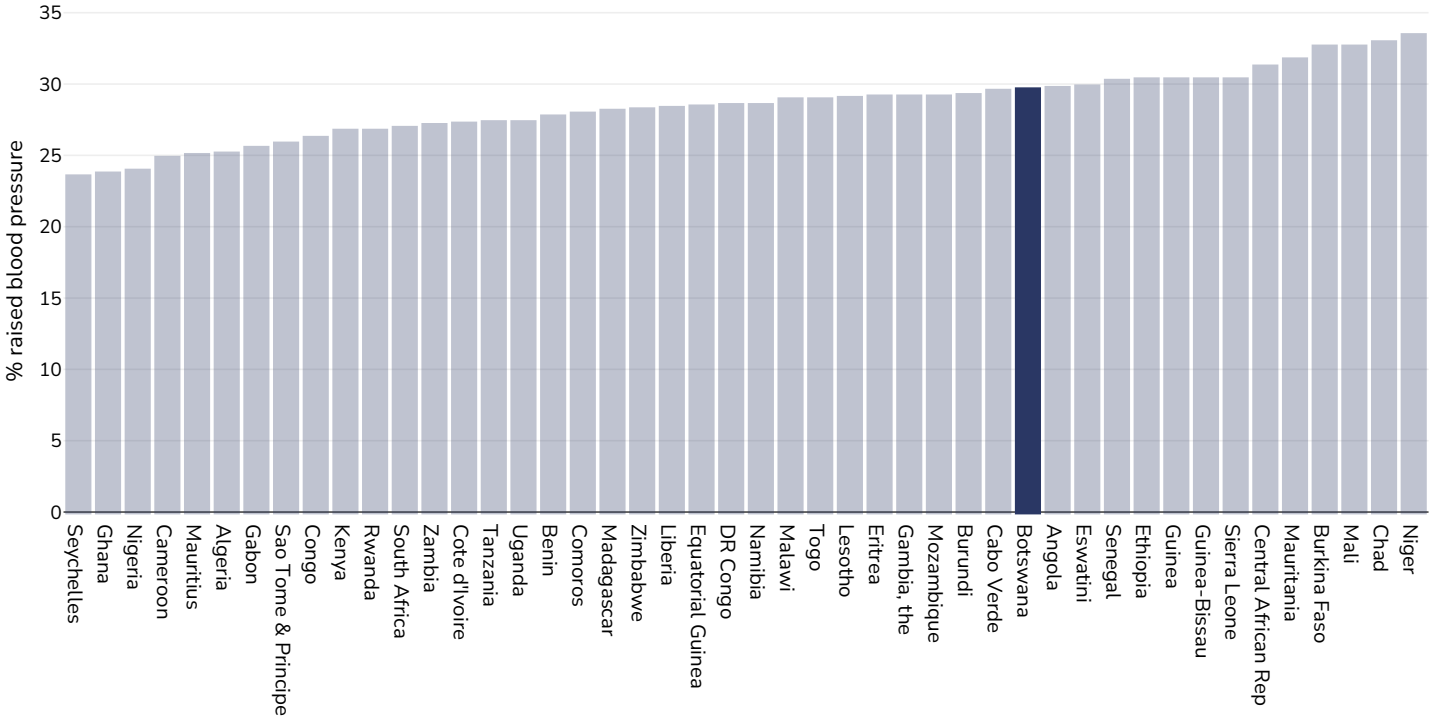

References:	Global Health Observatory data repository, World Health Organisation, http://apps.who.int/gho/data/node.main.A875?lang=en
Definitions:	Age Standardised estimated % Raised blood pressure 2015 (SBP>=140 OR DBP>=90).

Men, 2015

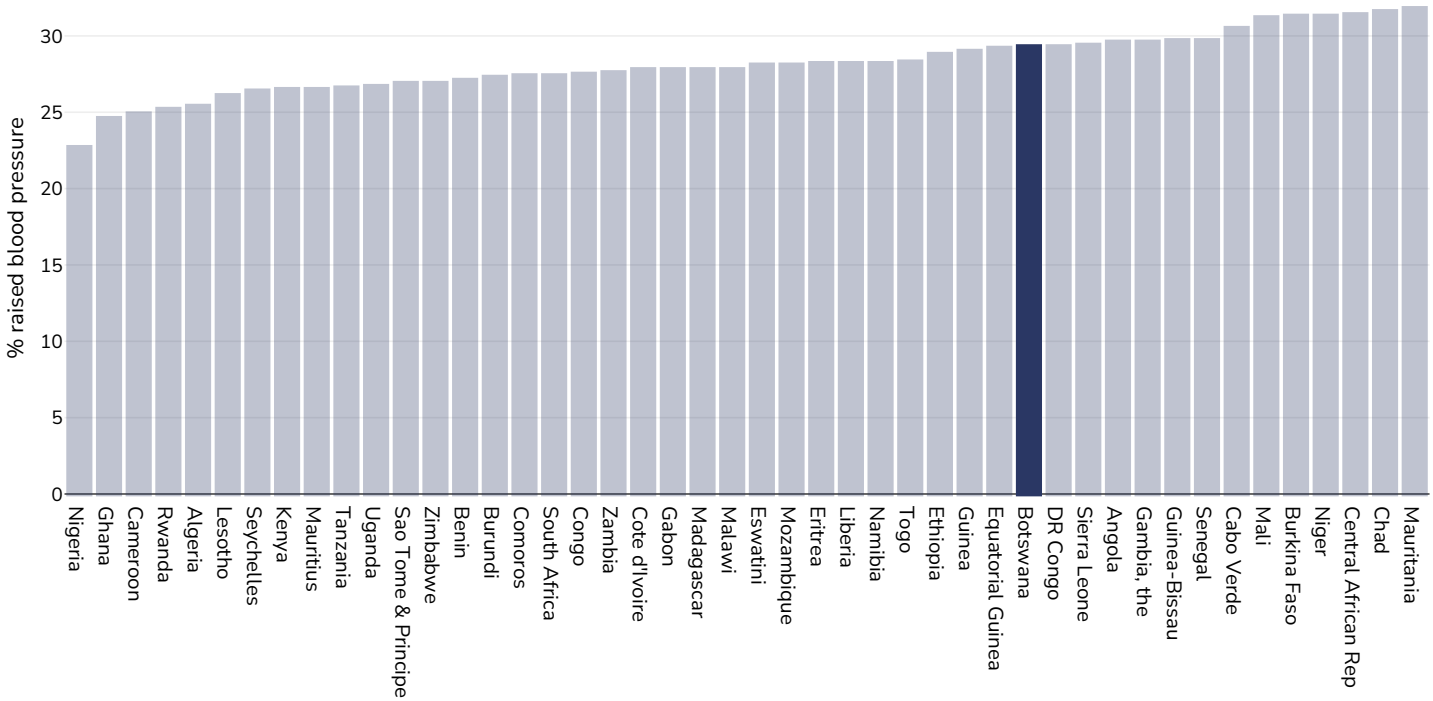

References:	Global Health Observatory data repository, World Health Organisation, http://apps.who.int/gho/data/node.main.A875?lang=en
Definitions:	Age Standardised estimated % Raised blood pressure 2015 (SBP>=140 OR DBP>=90).

Women, 2015

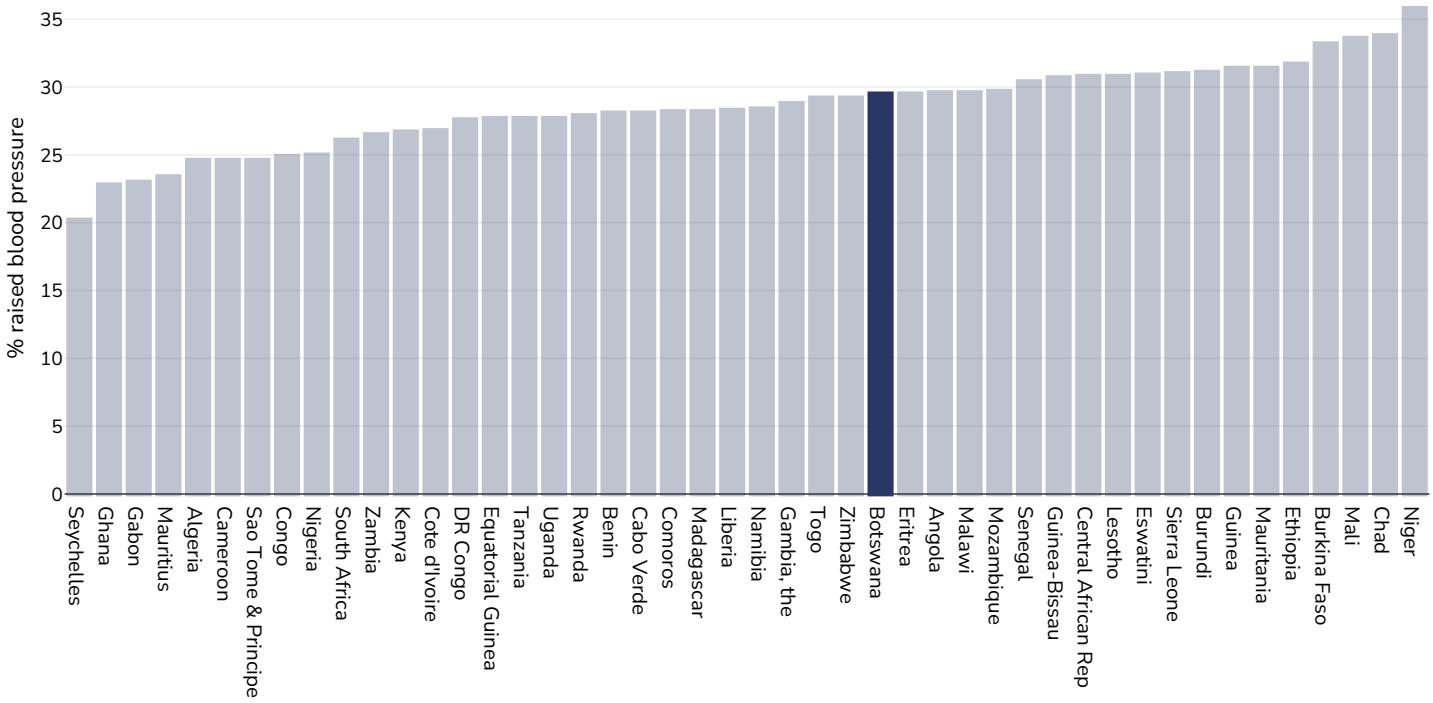

References:	Global Health Observatory data repository, World Health Organisation, http://apps.who.int/gho/data/node.main.A875?lang=en
Definitions:	Age Standardised estimated % Raised blood pressure 2015 (SBP>=140 OR DBP>=90).

Raised cholesterol

Adults, 2008

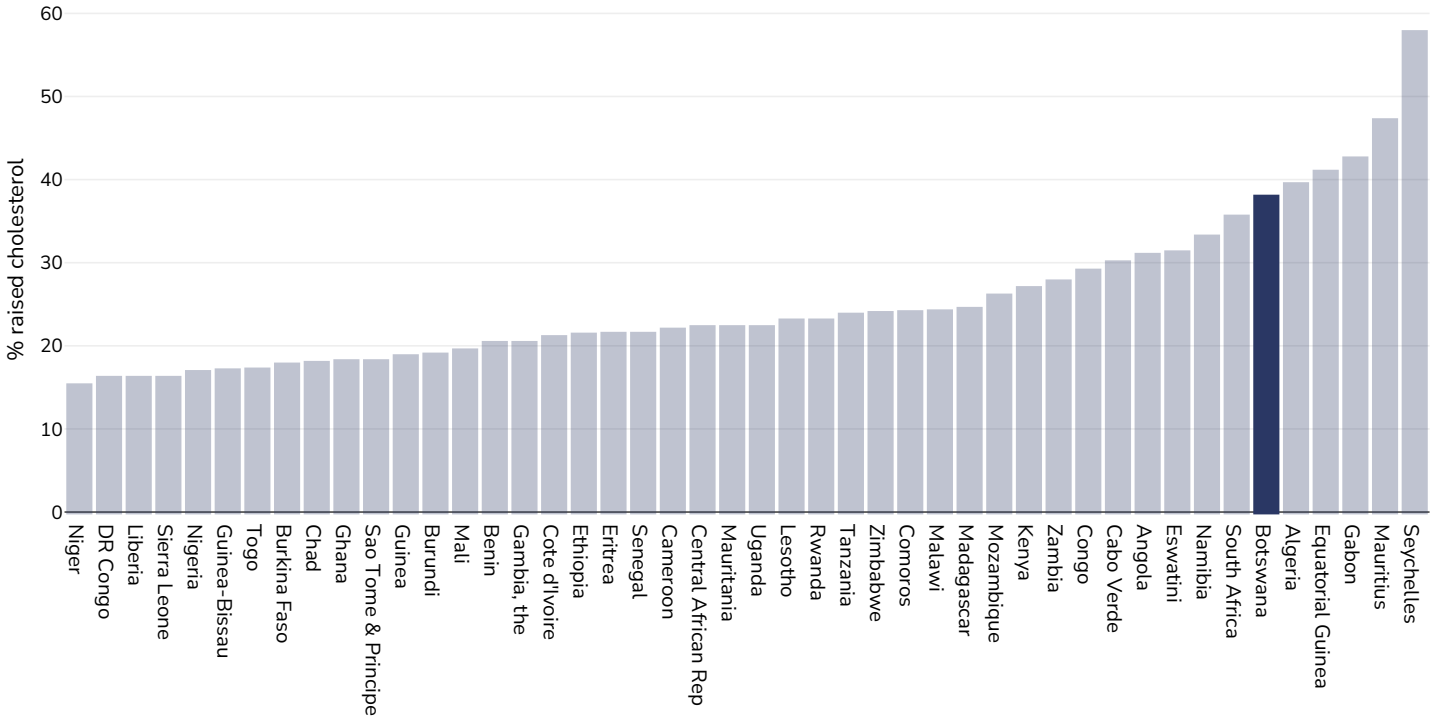

References:	Global Health Observatory data repository, World Health Organisation, http://apps.who.int/gho/data/node.main.A885
Definitions:	% Raised total cholesterol (>= 5.0 mmol/L) (age-standardized estimate).

Men, 2008

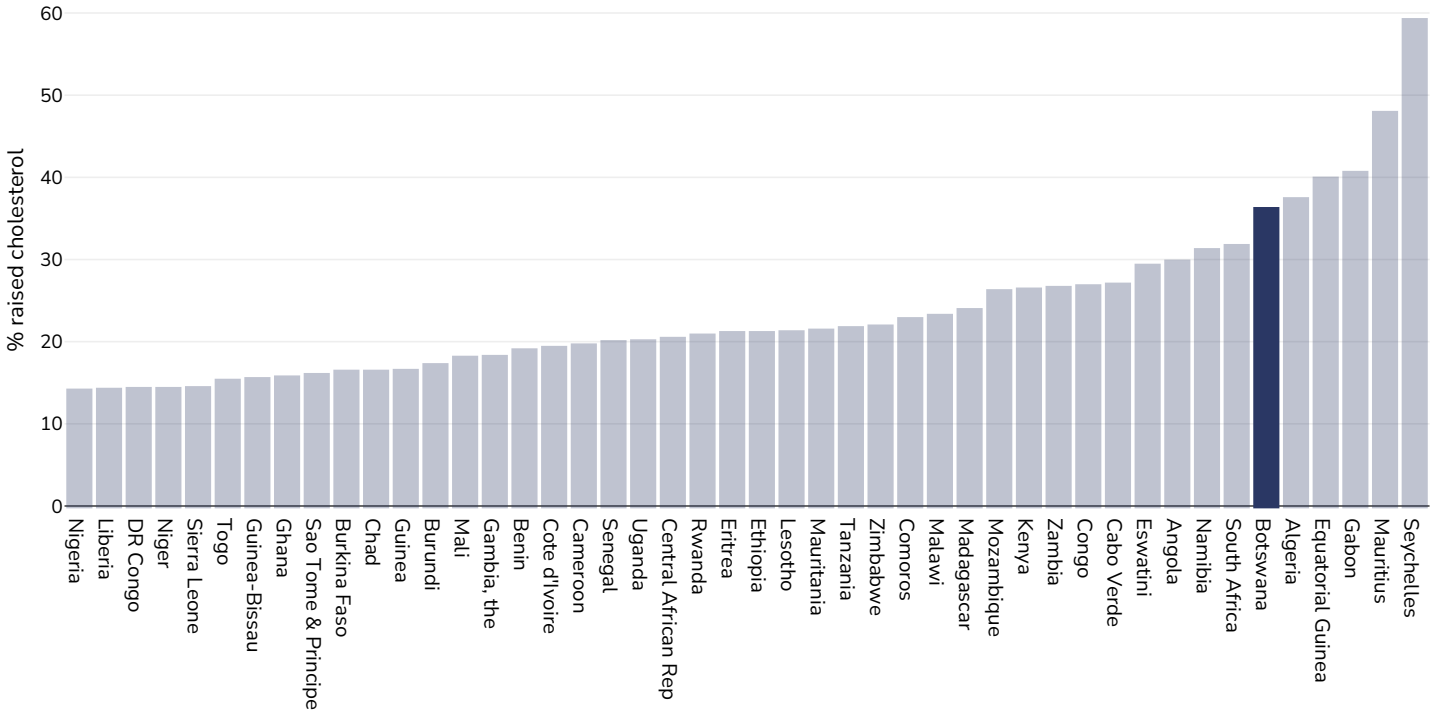

References:	Global Health Observatory data repository, World Health Organisation, http://apps.who.int/gho/data/node.main.A885
Definitions:	% Raised total cholesterol (>= 5.0 mmol/L) (age-standardized estimate).

Women, 2008

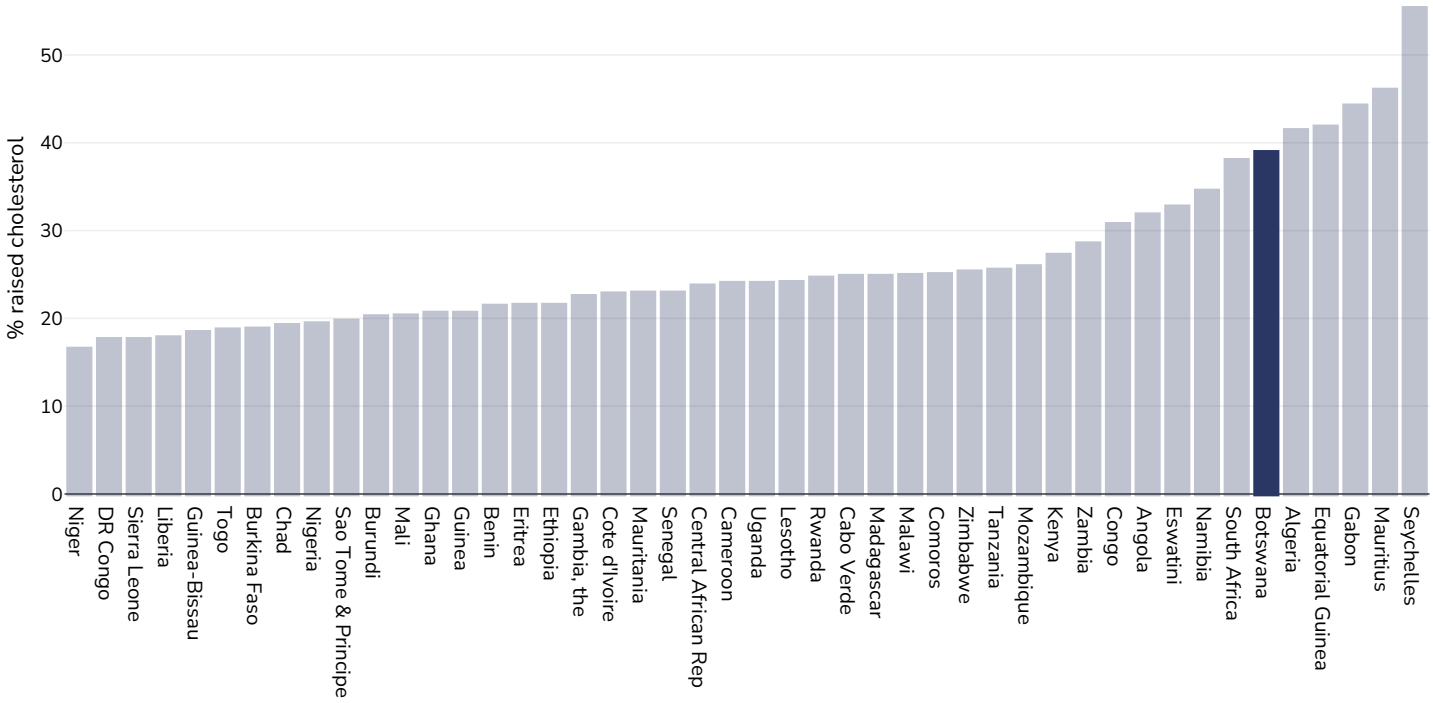

References:	Global Health Observatory data repository, World Health Organisation, http://apps.who.int/gho/data/node.main.A885
Definitions:	% Raised total cholesterol (>= 5.0 mmol/L) (age-standardized estimate).

Raised fasting blood glucose

Men, 2014

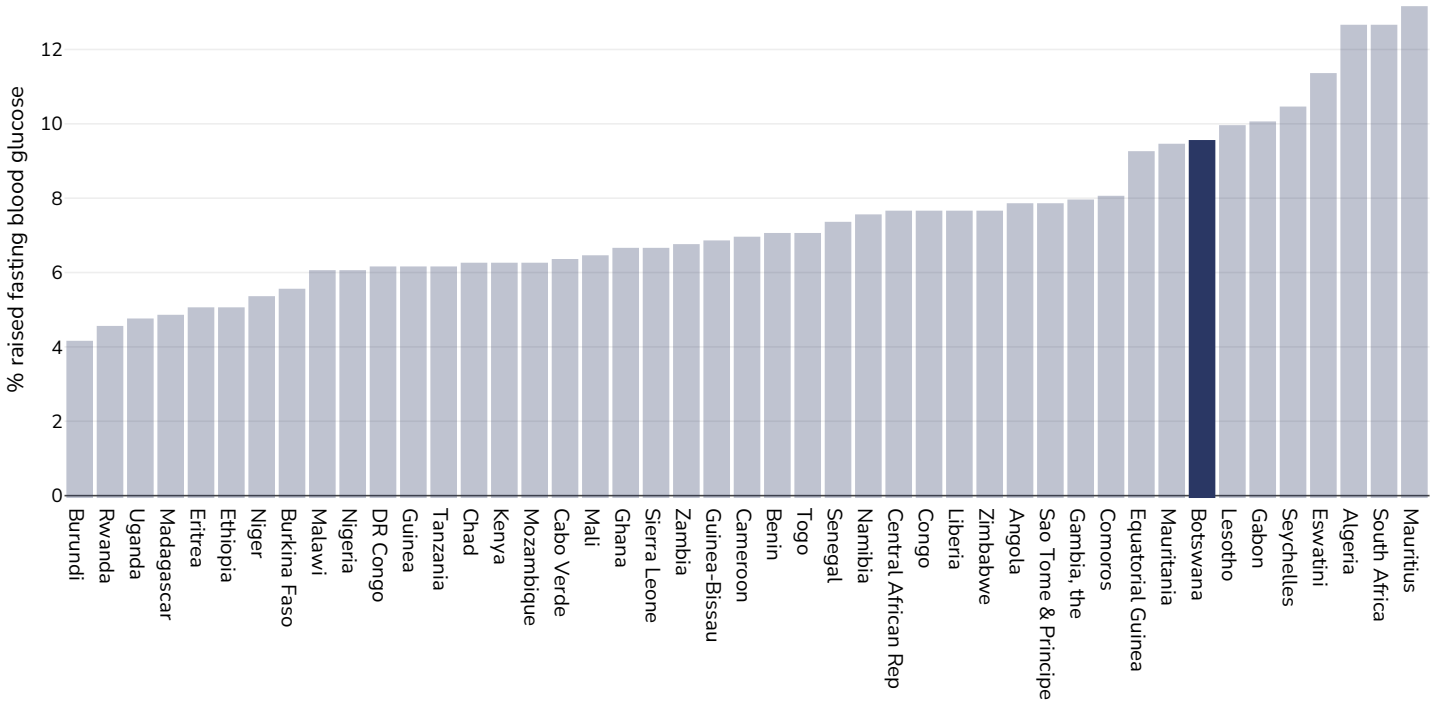

References:	Global Health Observatory data repository, World Health Organisation, http://apps.who.int/gho/data/node.main.A869?lang=en
Definitions:	Age Standardised % raised fasting blood glucose (>= 7.0 mmol/L or on medication).

Women, 2014

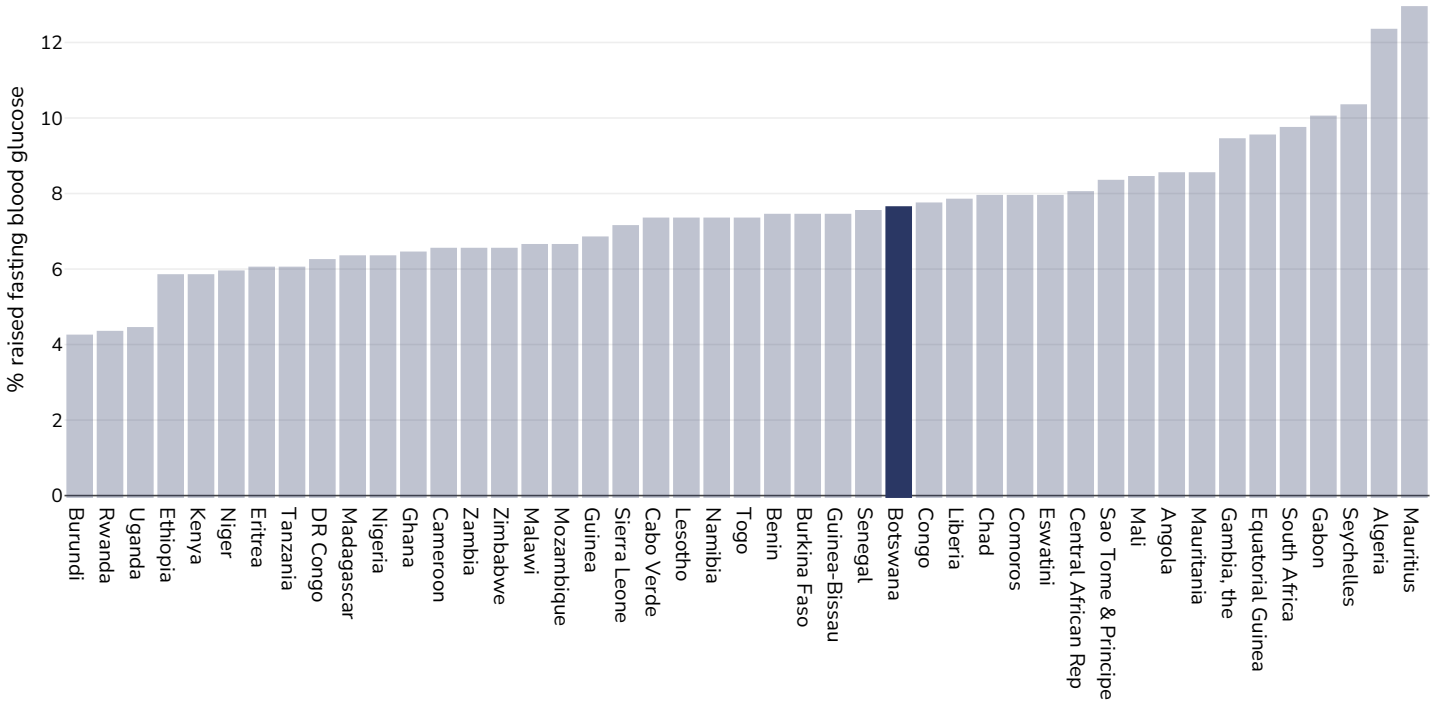

References:	Global Health Observatory data repository, World Health Organisation, http://apps.who.int/gho/data/node.main.A869?lang=en
Definitions:	Age Standardised % raised fasting blood glucose (>= 7.0 mmol/L or on medication).

Diabetes prevalence

Adults, 2024

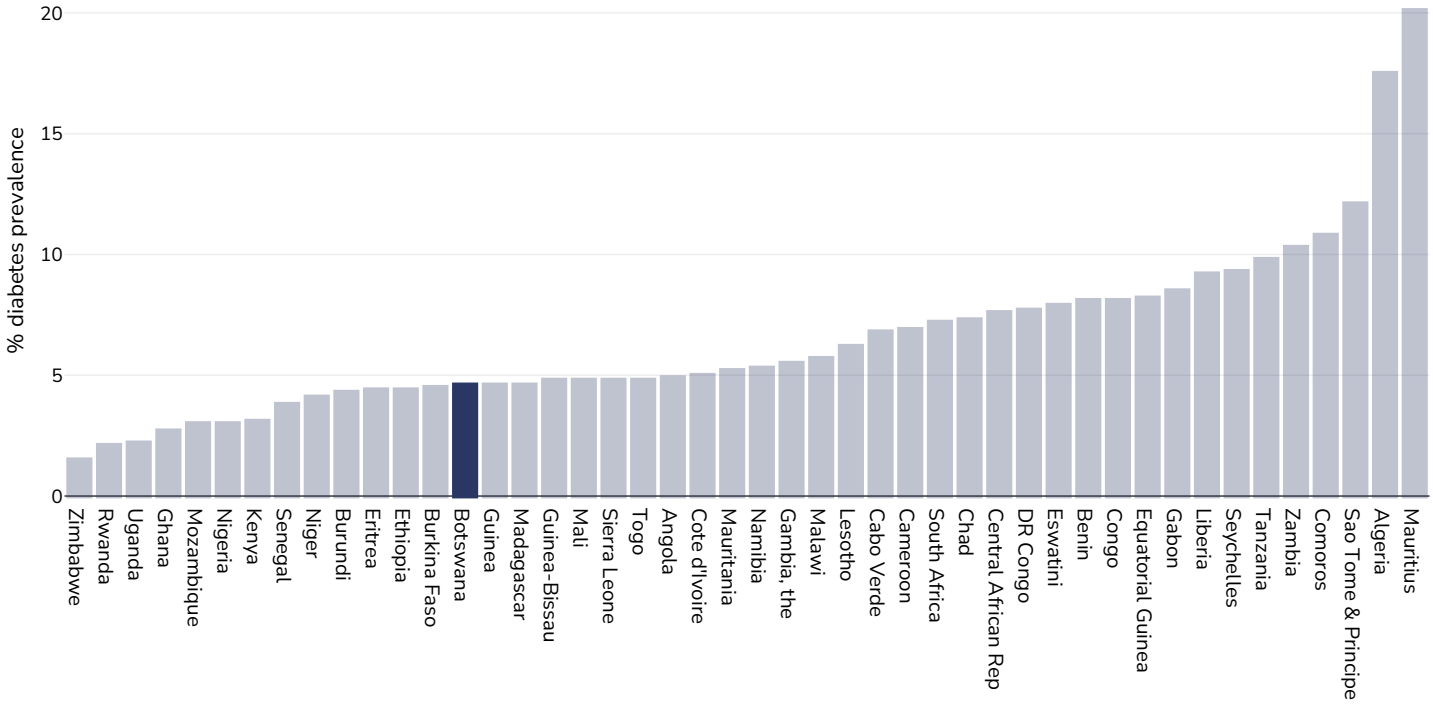

References: Reproduced with kind permission International Diabetes Federation. IDF Diabetes Atlas, 11th edn. Brussels, Belgium:International Diabetes Federation, 2025. http://www.diabetesatlas.org

Ovarian Cancer

Women, 2022

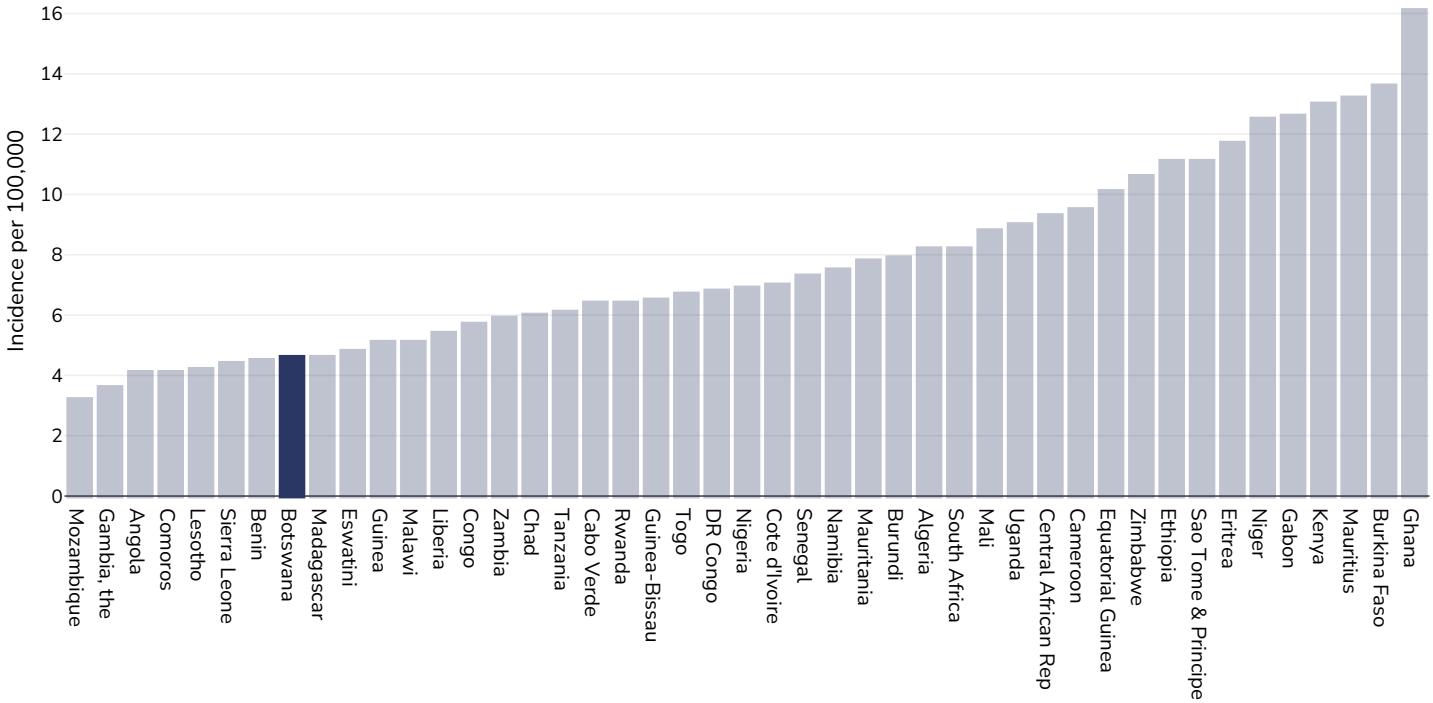

Age:	20+
References:	Ferlay J, Ervik M, Lam F, Laversanne M, Colombet M, Mery L, Piñeros M, Znaor A, Soerjomataram I, Bray F (2024).Global Cancer Observatory: Cancer Today. Lyon, France: International Agency for Research on Cancer. Available from: https://gco.iarc.who.int/today, accessed [16.07.24]
Definitions:	Incidence per 100,000

Leukemia

Men, 2022

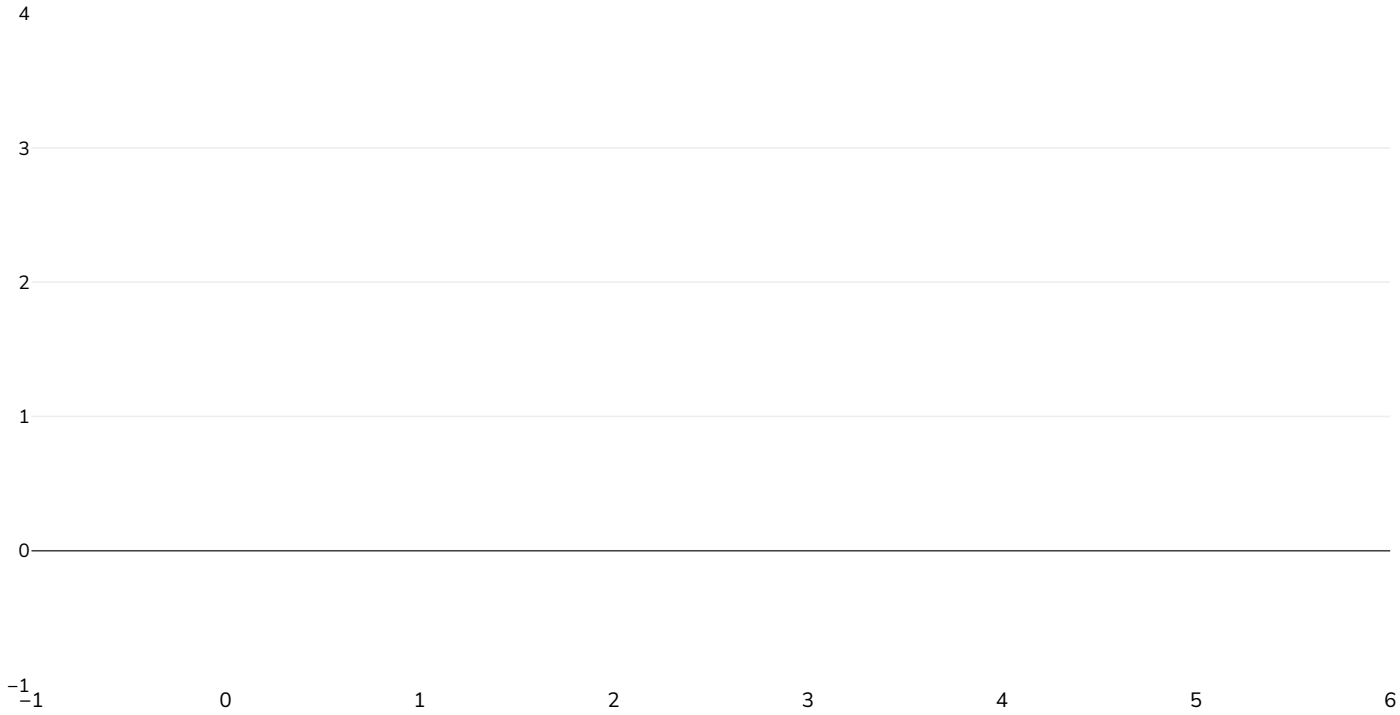

Age:	20+
Area covered:	National
References:	Ferlay J, Ervik M, Lam F, Laversanne M, Colombet M, Mery L, Piñeros M, Znaor A, Soerjomataram I, Bray F (2024).Global Cancer Observatory: Cancer Today. Lyon, France: International Agency for Research on Cancer. Available from: https://gco.iarc.who.int/today, accessed [16.07.24]
Definitions:	Incidence per 100,000

Unless otherwise noted, overweight refers to a BMI between 25kg and 29.9kg/m², obesity refers to a BMI greater than 30kg/m².

Women, 2022

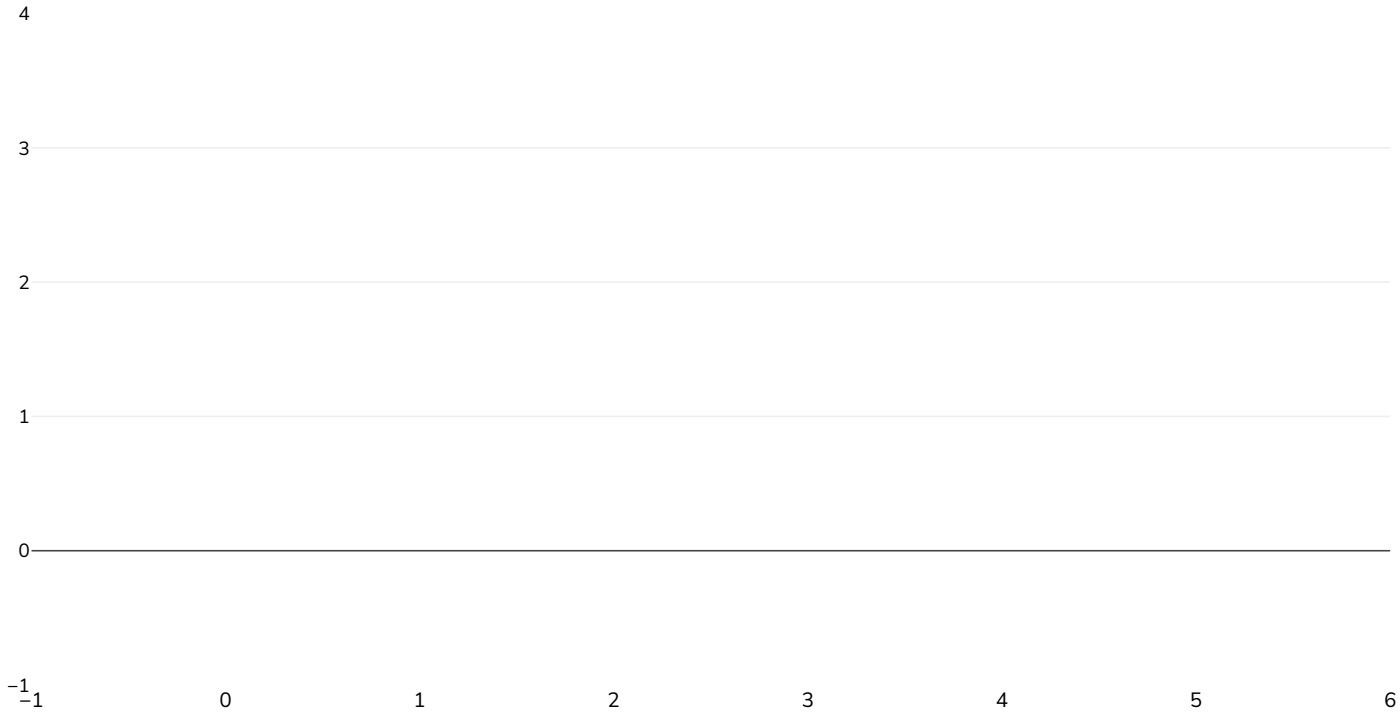

Age:	20+
Area covered:	National
References:	Ferlay J, Ervik M, Lam F, Laversanne M, Colombet M, Mery L, Piñeros M, Znaor A, Soerjomataram I, Bray F (2024).Global Cancer Observatory: Cancer Today. Lyon, France: International Agency for Research on Cancer. Available from: https://gco.iarc.who.int/today, accessed [16.07.24]
Definitions:	Incidence per 100,000

Unless otherwise noted, overweight refers to a BMI between 25kg and 29.9kg/m², obesity refers to a BMI greater than 30kg/m².

Leukemia

Men, 2022

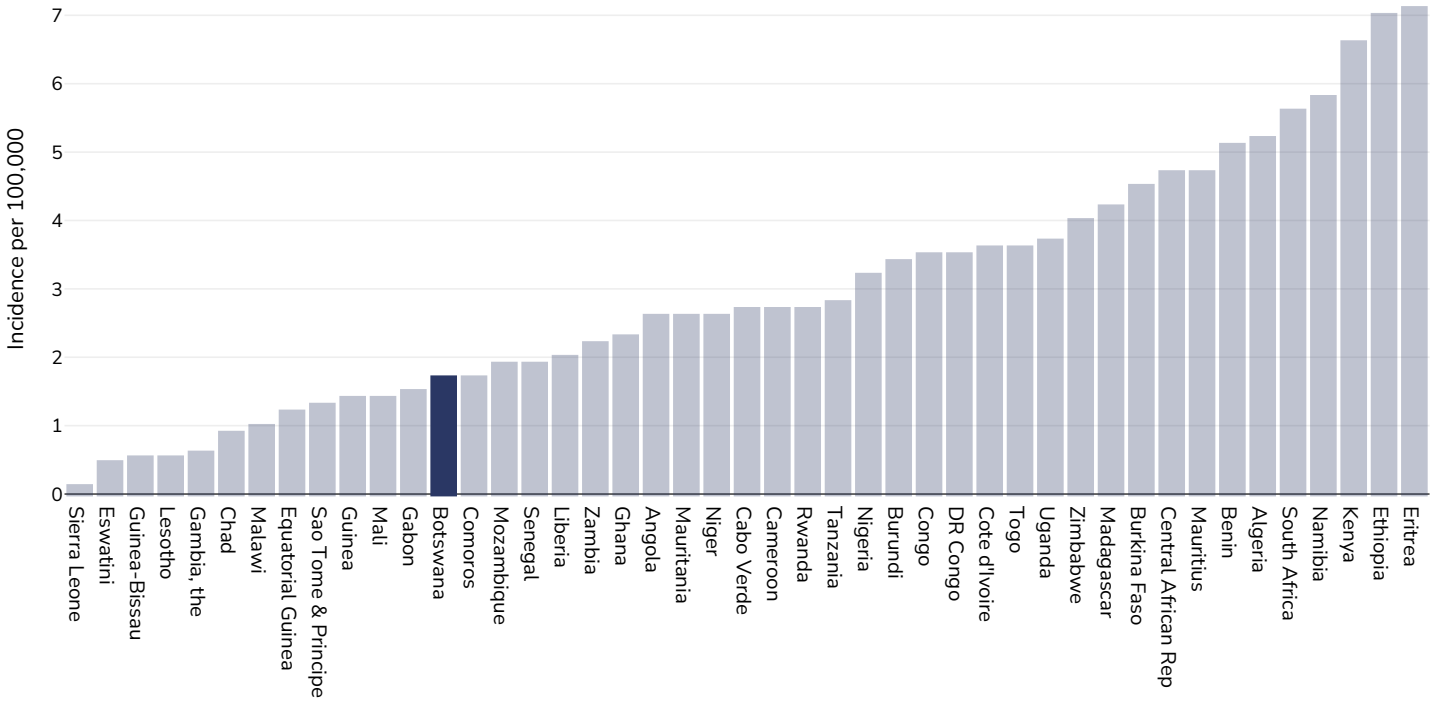

Age:	20+
Area covered:	National
References:	Ferlay J, Ervik M, Lam F, Laversanne M, Colombet M, Mery L, Piñeros M, Znaor A, Soerjomataram I, Bray F (2024).Global Cancer Observatory: Cancer Today. Lyon, France: International Agency for Research on Cancer. Available from: https://gco.iarc.who.int/today, accessed [16.07.24]
Definitions:	Incidence per 100,000

Unless otherwise noted, overweight refers to a BMI between 25kg and 29.9kg/m², obesity refers to a BMI greater than 30kg/m².

Women, 2022

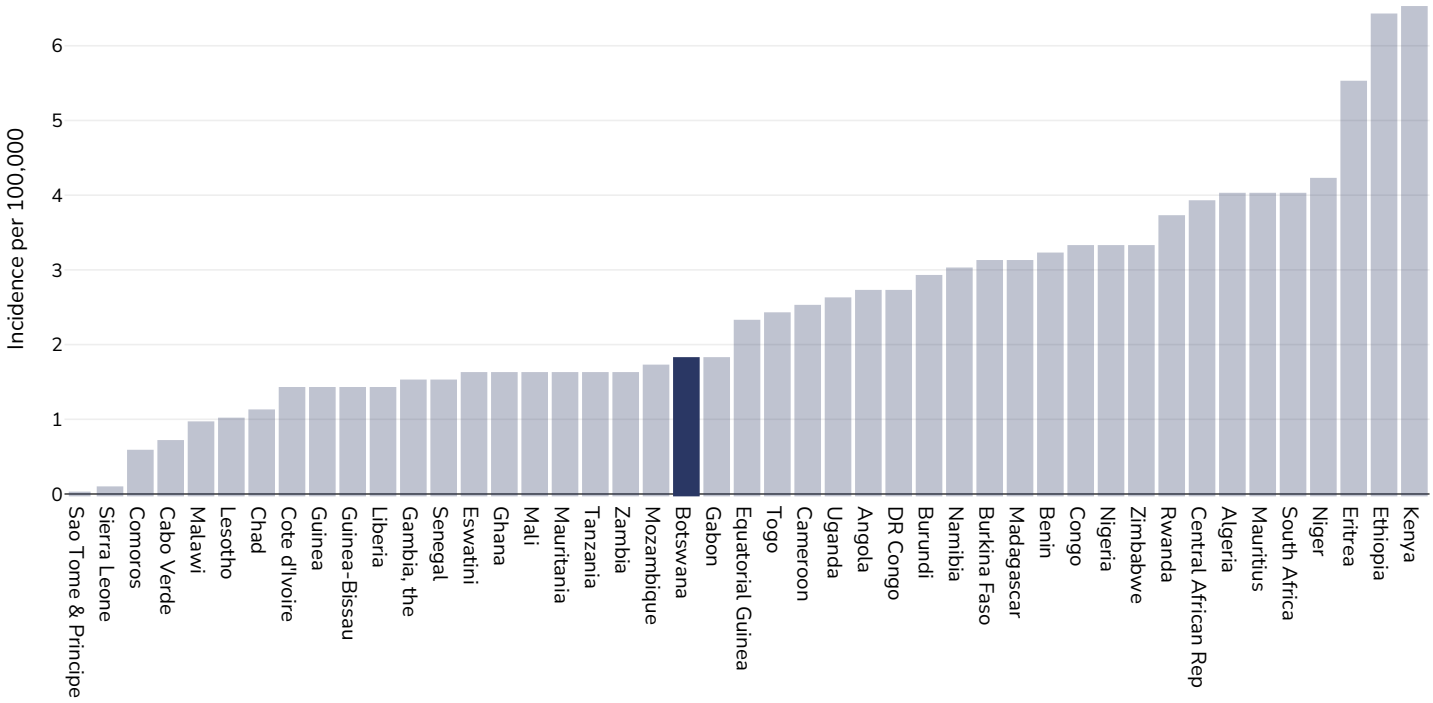

Age:	20+
Area covered:	National
References:	Ferlay J, Ervik M, Lam F, Laversanne M, Colombet M, Mery L, Piñeros M, Znaor A, Soerjomataram I, Bray F (2024).Global Cancer Observatory: Cancer Today. Lyon, France: International Agency for Research on Cancer. Available from: https://gco.iarc.who.int/today, accessed [16.07.24]
Definitions:	Incidence per 100,000

Unless otherwise noted, overweight refers to a BMI between 25kg and 29.9kg/m², obesity refers to a BMI greater than 30kg/m².

Liver and intrahepatic bile duct Cancer

Men, 2022

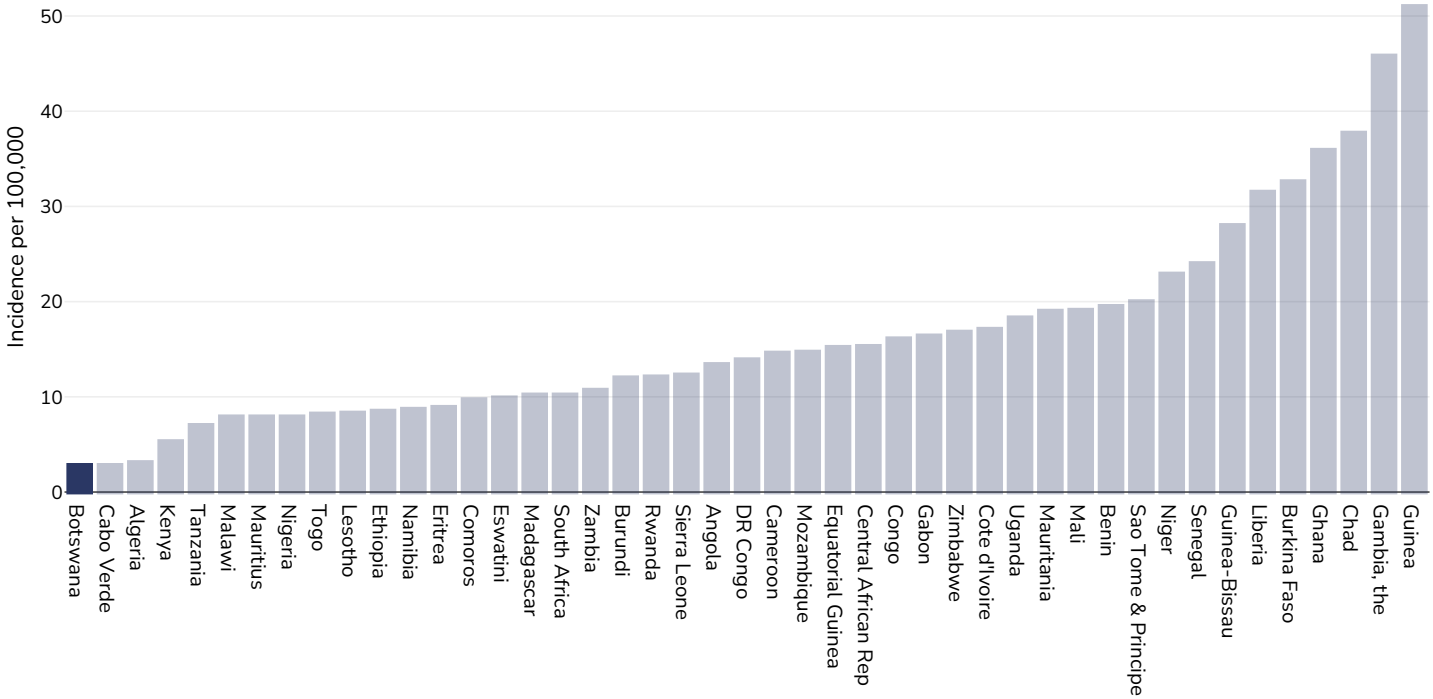

Age:	20+
Area covered:	National
References:	Ferlay J, Ervik M, Lam F, Laversanne M, Colombet M, Mery L, Piñeros M, Znaor A, Soerjomataram I, Bray F (2024).Global Cancer Observatory: Cancer Today. Lyon, France: International Agency for Research on Cancer. Available from: https://gco.iarc.who.int/today, accessed [16.07.24]
Definitions:	Incidence per 100,000

Women, 2022

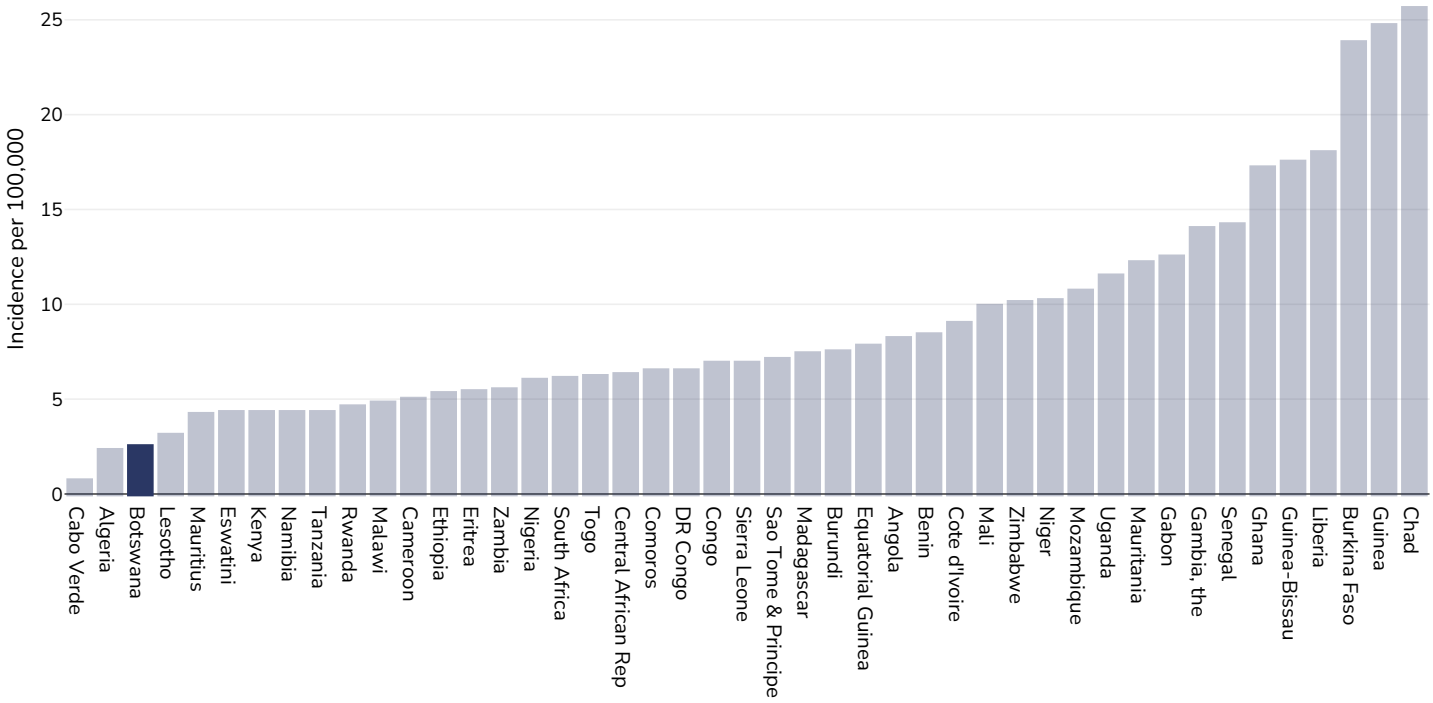

Age:	20+
Area covered:	National
References:	Ferlay J, Ervik M, Lam F, Laversanne M, Colombet M, Mery L, Piñeros M, Znaor A, Soerjomataram I, Bray F (2024).Global Cancer Observatory: Cancer Today. Lyon, France: International Agency for Research on Cancer. Available from: https://gco.iarc.who.int/today, accessed [16.07.24]
Definitions:	Incidence per 100,000

Multiple Myeloma

Men, 2022

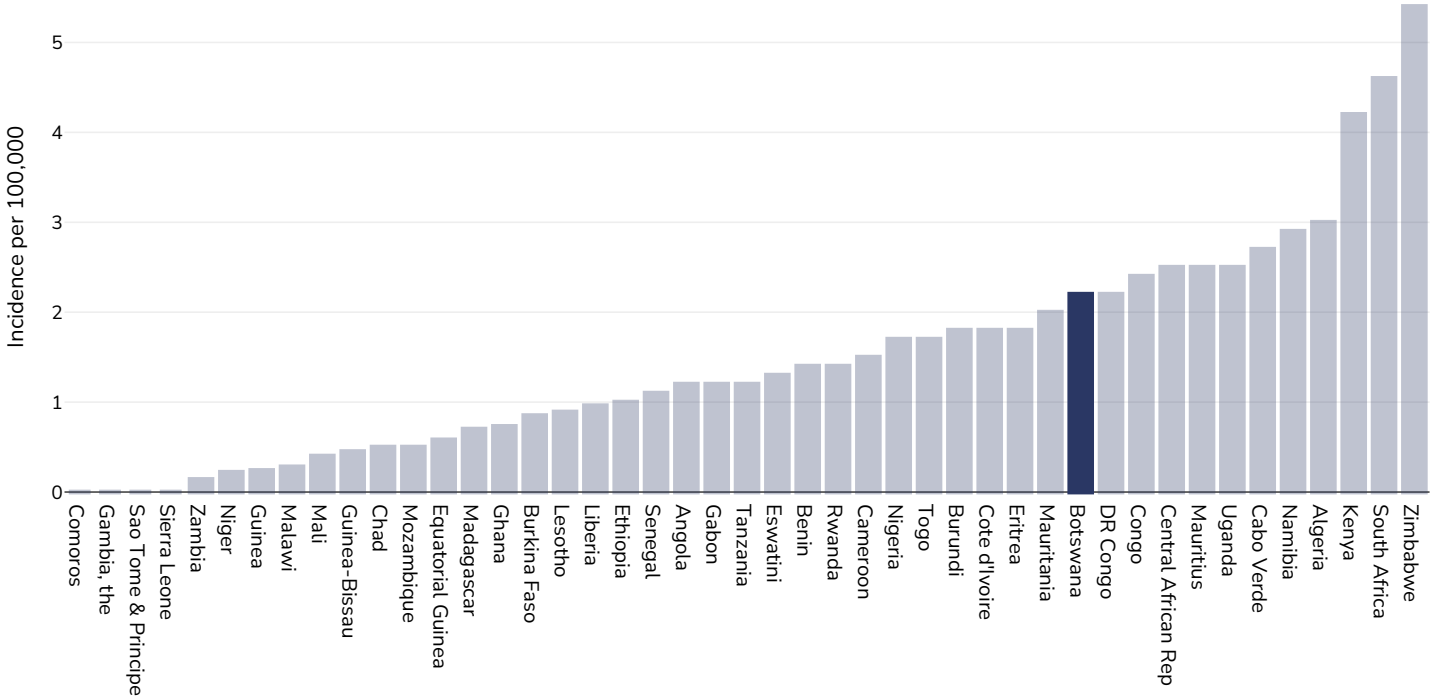

Age:	20+
Area covered:	National
References:	Ferlay J, Ervik M, Lam F, Laversanne M, Colombet M, Mery L, Piñeros M, Znaor A, Soerjomataram I, Bray F (2024).Global Cancer Observatory: Cancer Today. Lyon, France: International Agency for Research on Cancer. Available from: https://gco.iarc.who.int/today, accessed [16.07.24]
Definitions:	Indicence per 100,000

Unless otherwise noted, overweight refers to a BMI between 25kg and 29.9kg/m², obesity refers to a BMI greater than 30kg/m².

Women, 2022

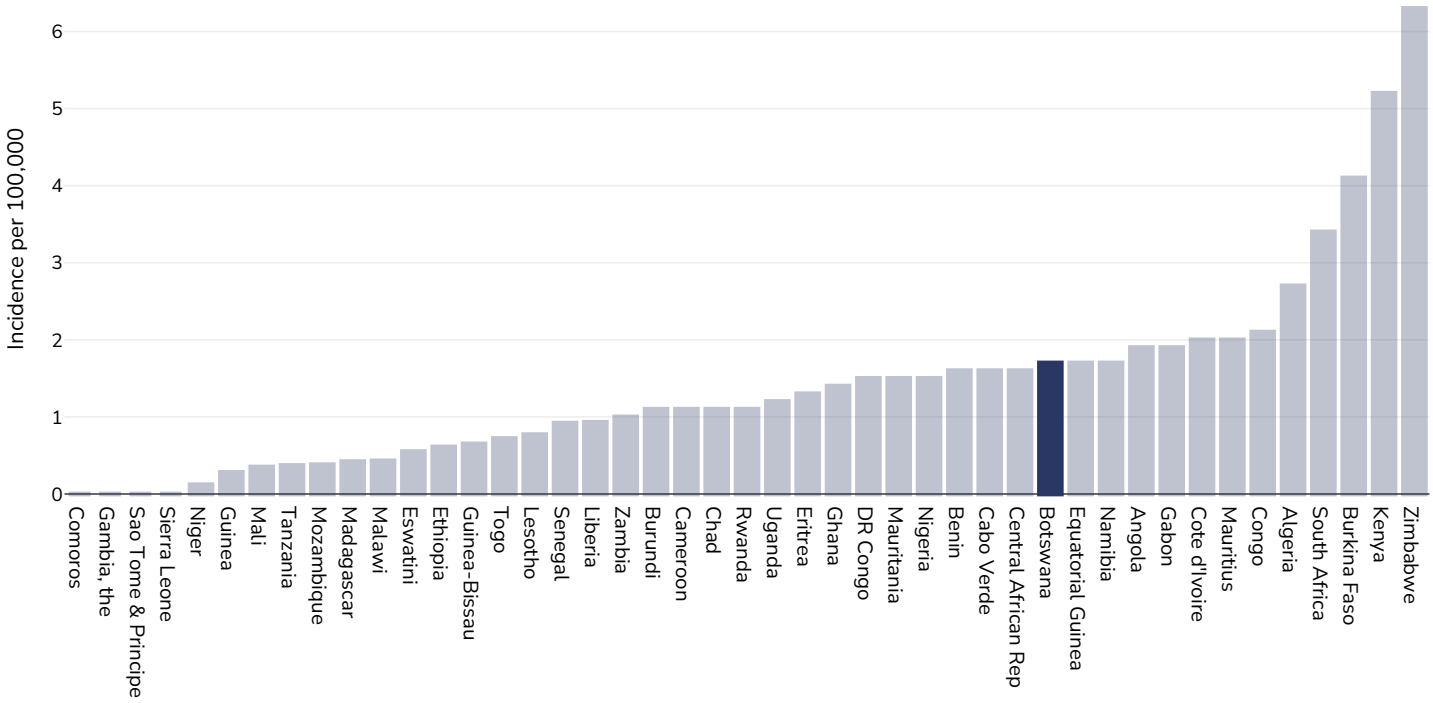

Age:	20+
Area covered:	National
References:	Ferlay J, Ervik M, Lam F, Laversanne M, Colombet M, Mery L, Piñeros M, Znaor A, Soerjomataram I, Bray F (2024).Global Cancer Observatory: Cancer Today. Lyon, France: International Agency for Research on Cancer. Available from: https://gco.iarc.who.int/today, accessed [16.07.24]
Definitions:	Indicence per 100,000

Unless otherwise noted, overweight refers to a BMI between 25kg and 29.9kg/m², obesity refers to a BMI greater than 30kg/m².

Non Hodgkin Lymphoma

Men, 2022

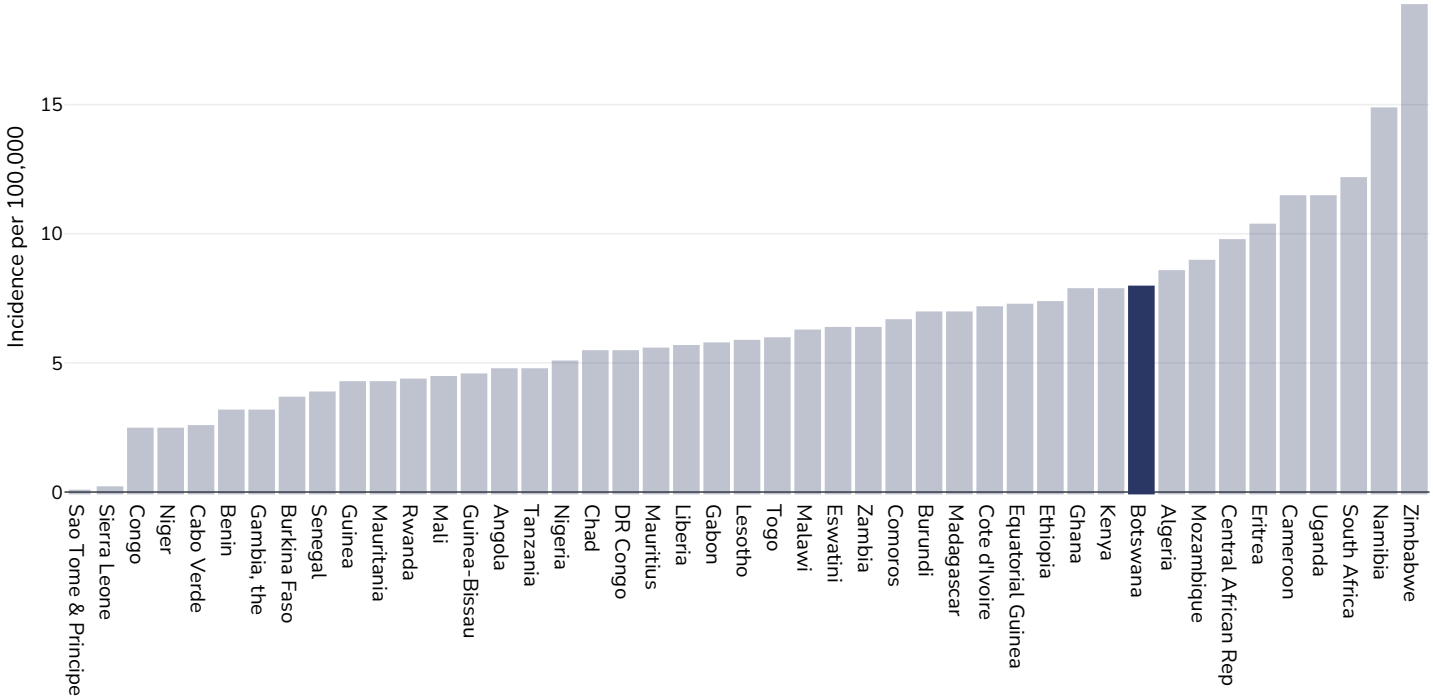

Age:	20+
Area covered:	National
References:	Ferlay J, Ervik M, Lam F, Laversanne M, Colombet M, Mery L, Piñeros M, Znaor A, Soerjomataram I, Bray F (2024).Global Cancer Observatory: Cancer Today. Lyon, France: International Agency for Research on Cancer. Available from: https://gco.iarc.who.int/today, accessed [16.07.24]
Definitions:	Incidence per 100,000

Unless otherwise noted, overweight refers to a BMI between 25kg and 29.9kg/m², obesity refers to a BMI greater than 30kg/m².

Women, 2022

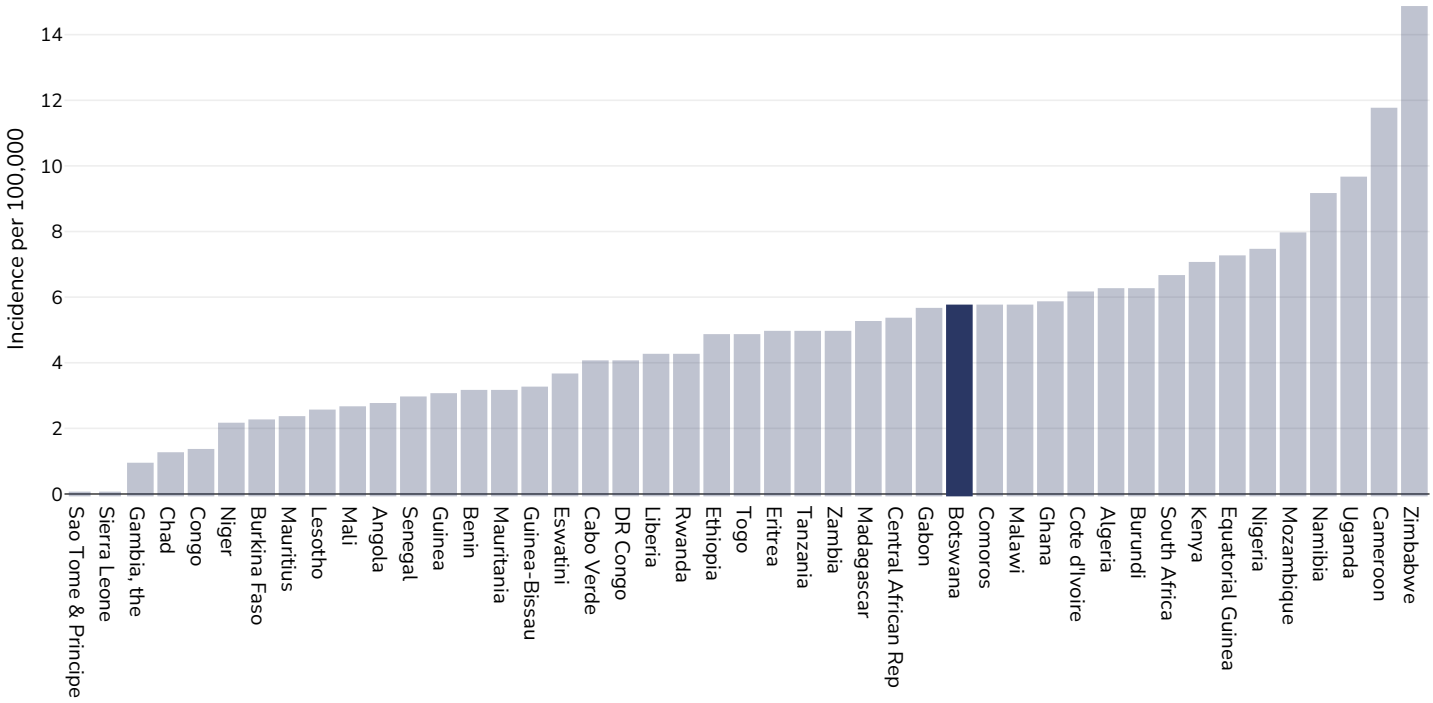

Age:	20+
Area covered:	National
References:	Ferlay J, Ervik M, Lam F, Laversanne M, Colombet M, Mery L, Piñeros M, Znaor A, Soerjomataram I, Bray F (2024).Global Cancer Observatory: Cancer Today. Lyon, France: International Agency for Research on Cancer. Available from: https://gco.iarc.who.int/today, accessed [16.07.24]
Definitions:	Incidence per 100,000

Unless otherwise noted, overweight refers to a BMI between 25kg and 29.9kg/m², obesity refers to a BMI greater than 30kg/m².

Thyroid Cancer

Men, 2022

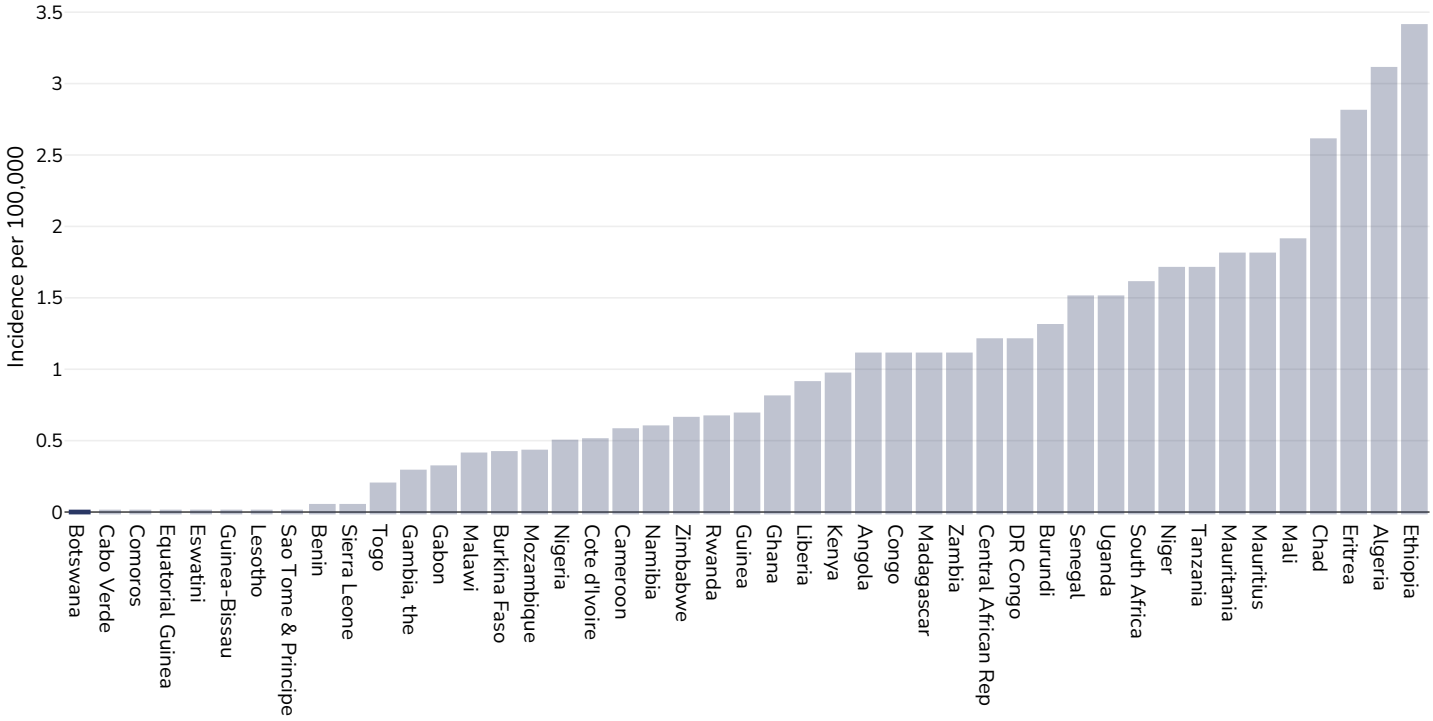

Age:	20+
Area covered:	National
References:	Ferlay J, Ervik M, Lam F, Laversanne M, Colombet M, Mery L, Piñeros M, Znaor A, Soerjomataram I, Bray F (2024).Global Cancer Observatory: Cancer Today. Lyon, France: International Agency for Research on Cancer. Available from: https://gco.iarc.who.int/today, accessed [16.07.24]
Definitions:	Incidence per 100,000

Women, 2022

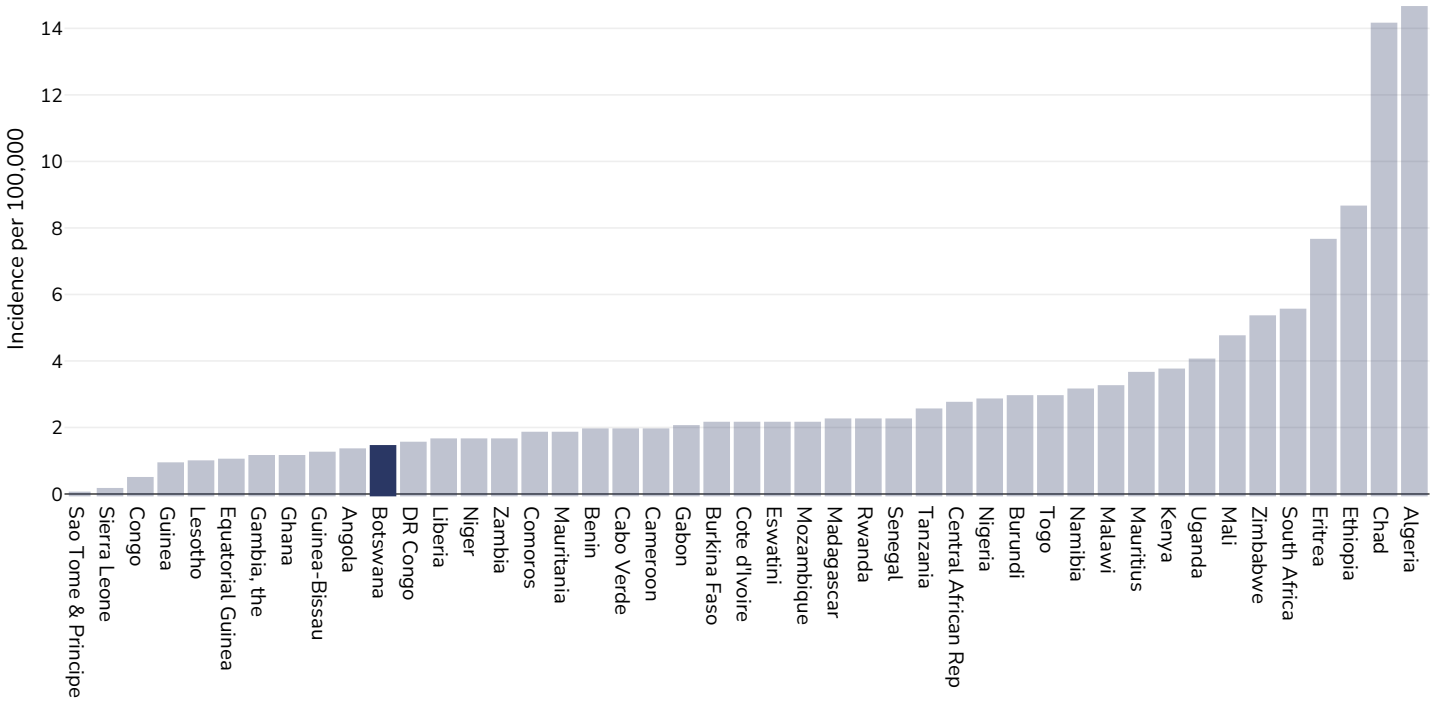

Age:	20+
Area covered:	National
References:	Ferlay J, Ervik M, Lam F, Laversanne M, Colombet M, Mery L, Piñeros M, Znaor A, Soerjomataram I, Bray F (2024).Global Cancer Observatory: Cancer Today. Lyon, France: International Agency for Research on Cancer. Available from: https://gco.iarc.who.int/today, accessed [16.07.24]
Definitions:	Incidence per 100,000

PDF created on June 17, 2025