

Drivers

Bosnia and Herzegovina



Upper-middle income

	Page
Insufficient physical activity	2
Mental health - depression disorders	5
Mental health - anxiety disorders	11
% Infants exclusively breastfed 0-5 months	17
Percent of population who cannot afford a healthy diet	18

Report cards

Our report cards collate all the most-recent graphics for this country. If you would like to produce a custom report based on selected graphics, just tap the Add to custom PDF button below the graphics you would like to use.

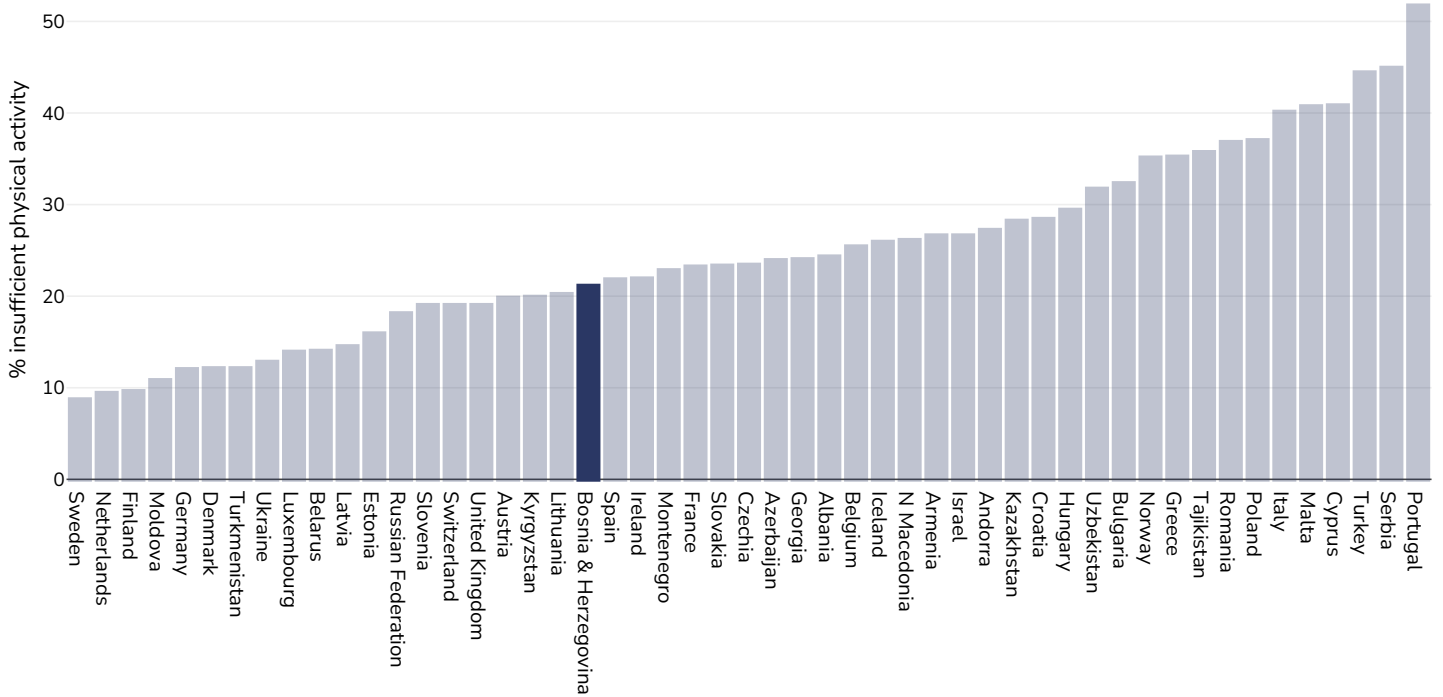
[Report card \(adult data\)](#)

[Report card \(child data\)](#)

[Report card \(under-5s data\)](#)

Insufficient physical activity

Adults, 2022



Survey type: Self-reported

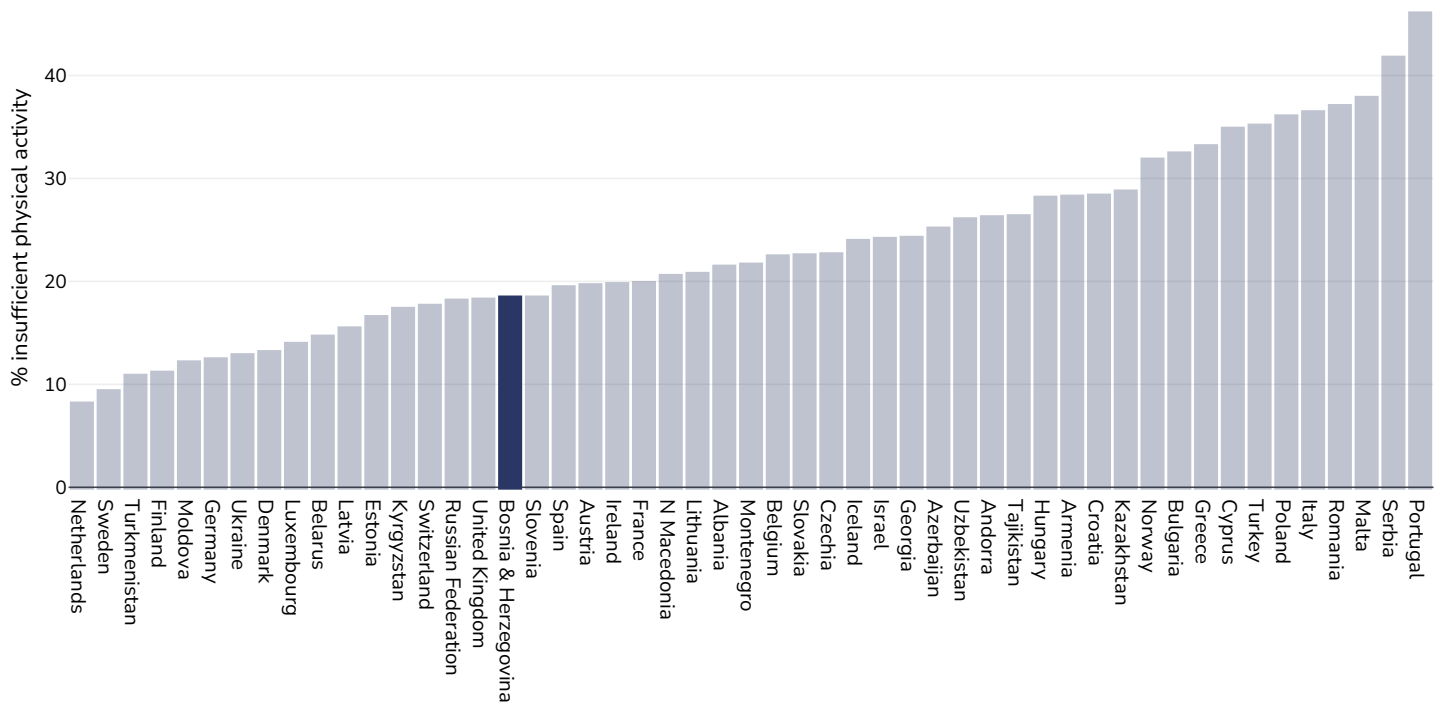
Age: 18+

Area covered: National

References: WHO (2024). Prevalence of insufficient physical activity among adults aged 18-years age-standardized estimate in 2022. Available at [https://www.who.int/data/gho/data/indicators/indicator-details/GHO/prevalence-of-insufficient-physical-activity-among-adults-aged-18-years-\(age-standardized-estimate\)-\(-\)](https://www.who.int/data/gho/data/indicators/indicator-details/GHO/prevalence-of-insufficient-physical-activity-among-adults-aged-18-years-(age-standardized-estimate)-(-))

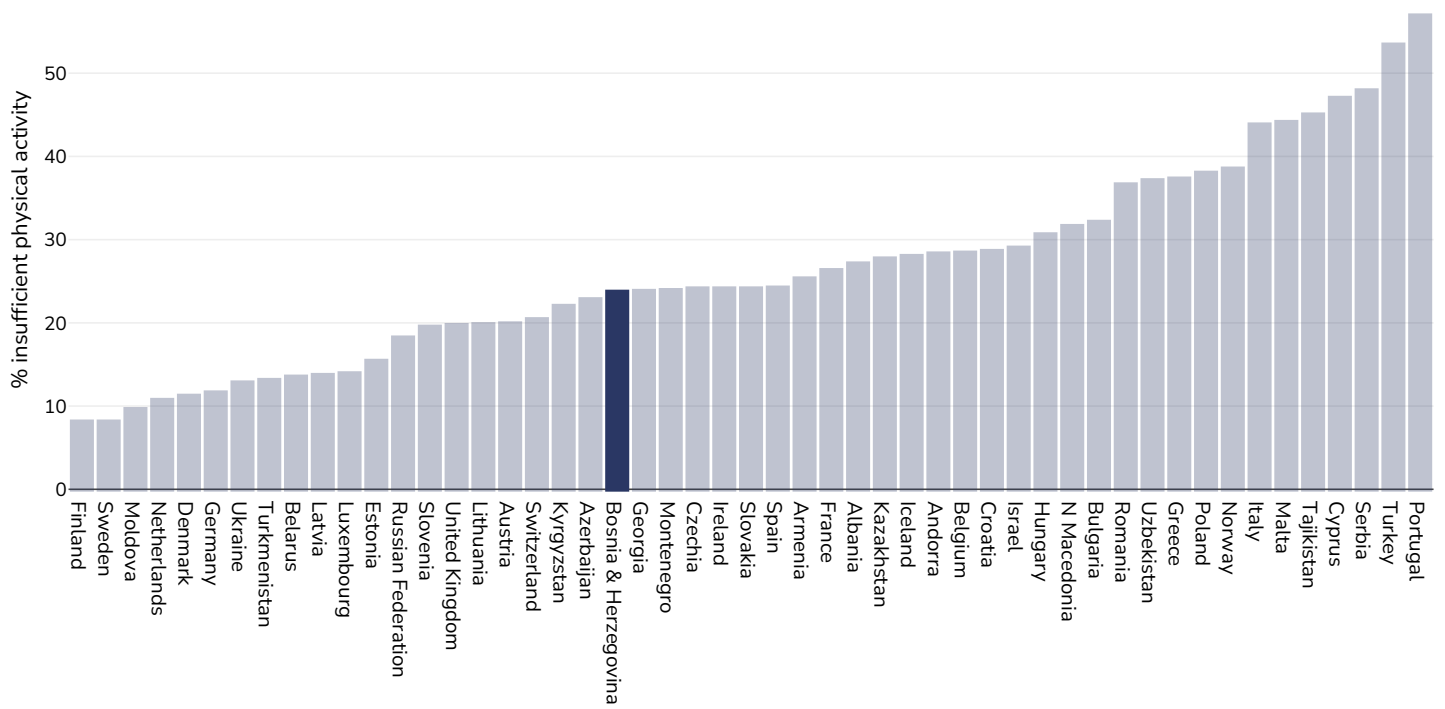
Definitions: Percent of population attaining less than 150 minutes of moderate-intensity physical activity per week, or less than 75 minutes of vigorous-intensity physical activity per week, or equivalent.

Men, 2022



Survey type:	Self-reported
Age:	18+
Area covered:	National
References:	WHO (2024). Prevalence of insufficient physical activity among adults aged 18-years age-standardized estimate in 2022. Available at https://www.who.int/data/gho/data/indicators/indicator-details/GHO/prevalence-of-insufficient-physical-activity-among-adults-aged-18-years-(age-standardized-estimate)-(-)
Definitions:	Percent of population attaining less than 150 minutes of moderate-intensity physical activity per week, or less than 75 minutes of vigorous-intensity physical activity per week, or equivalent.

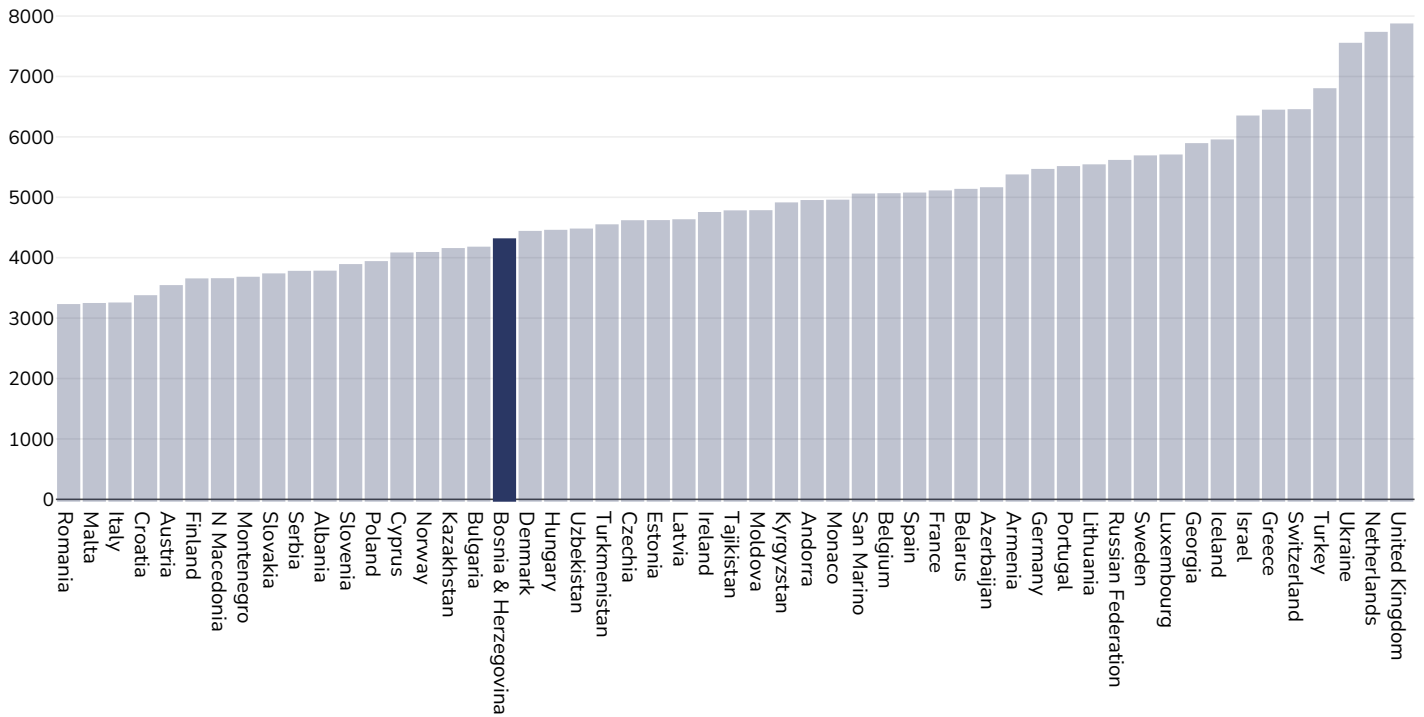
Women, 2022



Survey type:	Self-reported
Age:	18+
Area covered:	National
References:	WHO (2024). Prevalence of insufficient physical activity among adults aged 18-years age-standardized estimate in 2022. Available at https://www.who.int/data/gho/data/indicators/indicator-details/GHO/prevalence-of-insufficient-physical-activity-among-adults-aged-18-years-(age-standardized-estimate)-(-)
Definitions:	Percent of population attaining less than 150 minutes of moderate-intensity physical activity per week, or less than 75 minutes of vigorous-intensity physical activity per week, or equivalent.

Mental health - depression disorders

Adults, 2023



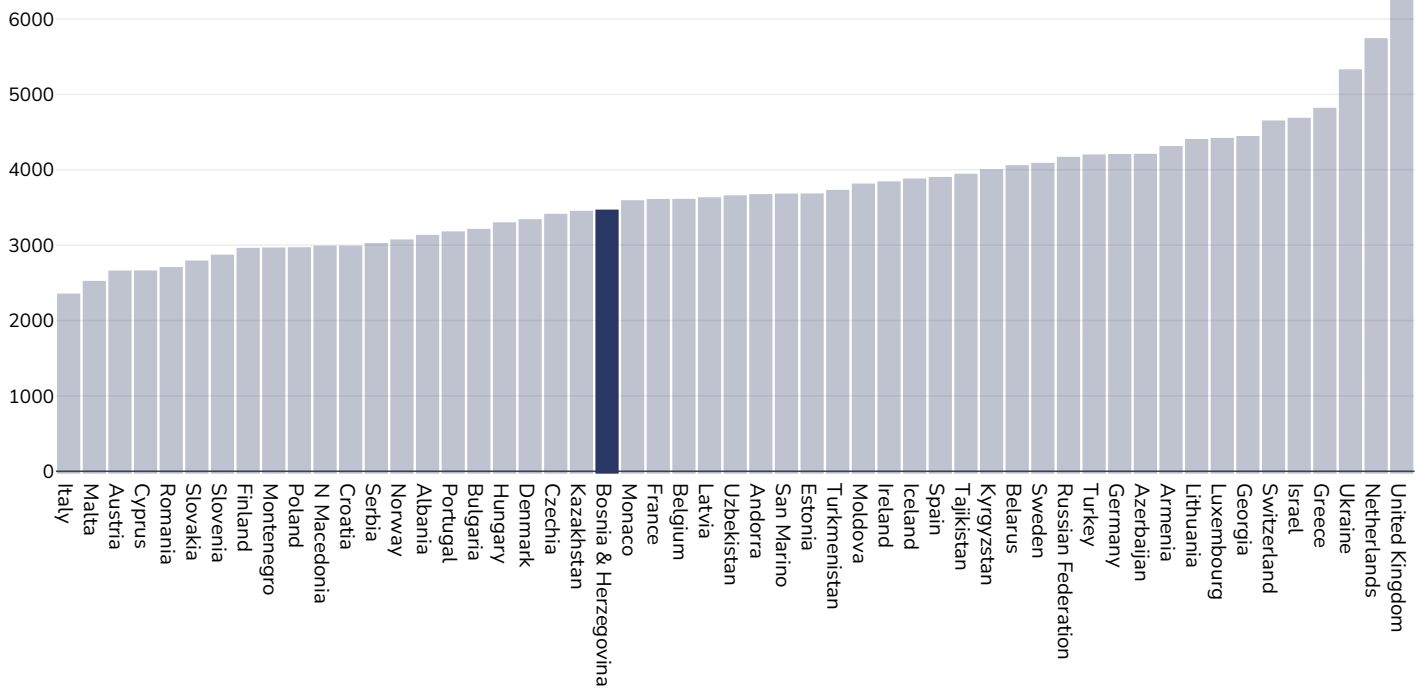
Age: 20+

Area covered: National

References: Institute for Health Metrics and Evaluation (IHME). GBD Compare Data Visualization. Global Burden of Disease (GBD) Study 2023. Seattle, WA: IHME, University of Washington, 2025. Available from <https://vizhub.healthdata.org/gbd-compare/> [Accessed 17.03.26]

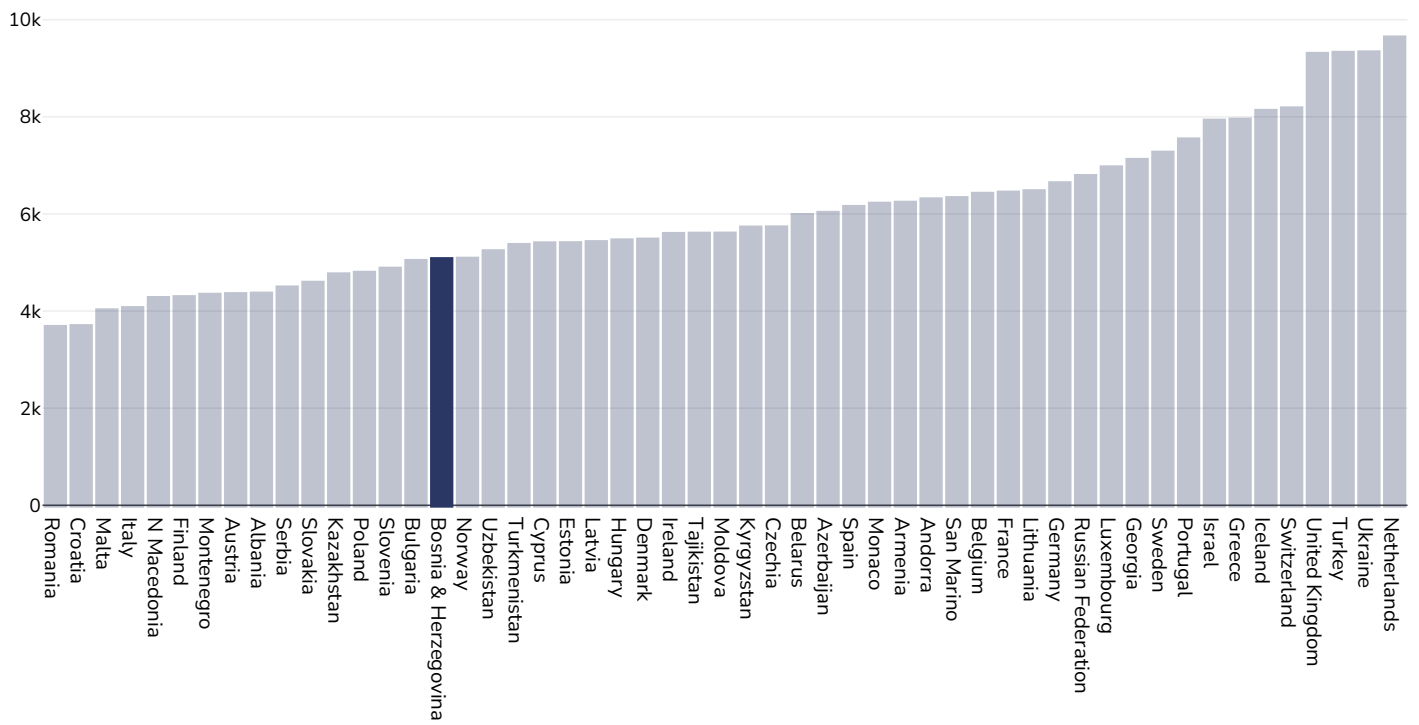
Definitions: Estimated number living with depressive disorders per 100,000 population (20+ years of age)

Men, 2023



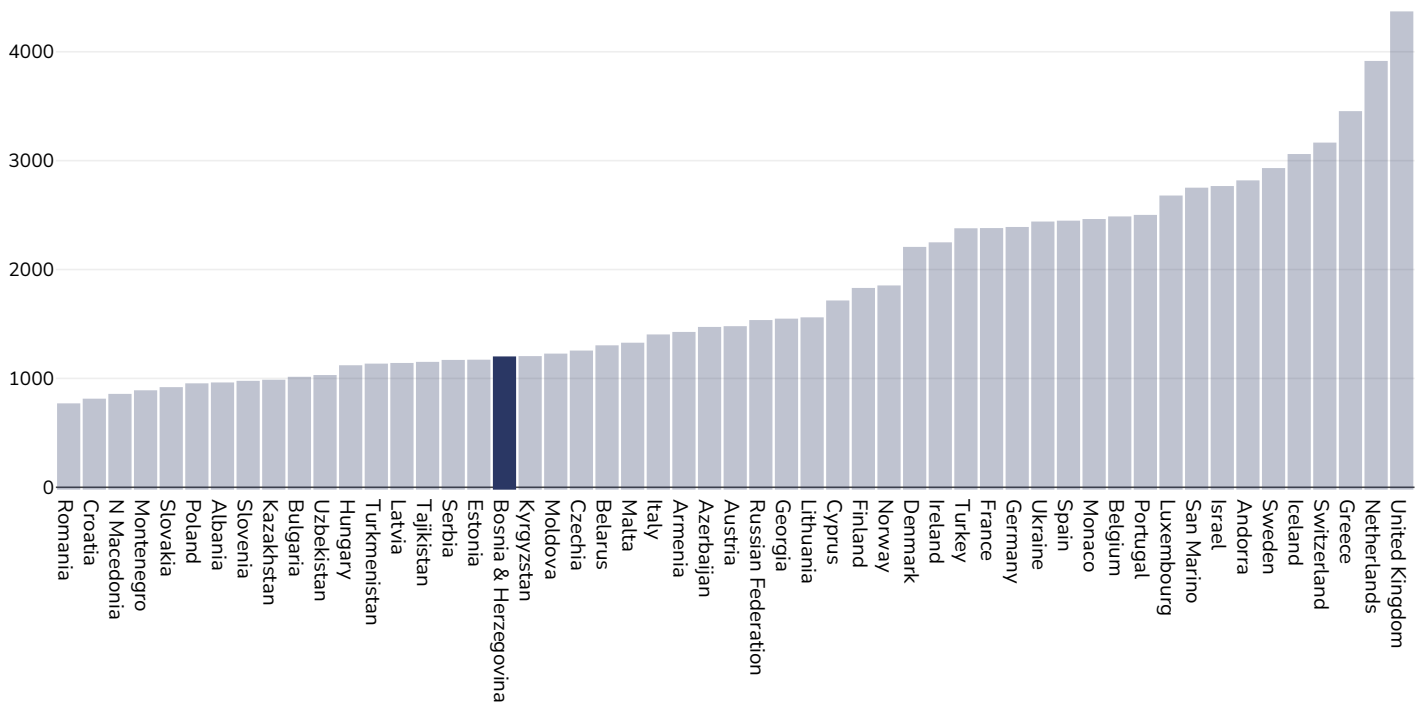
Age:	20+
Area covered:	National
References:	Institute for Health Metrics and Evaluation (IHME). GBD Compare Data Visualization. Global Burden of Disease (GBD) Study 2023. Seattle, WA: IHME, University of Washington, 2025. Available from https://vizhub.healthdata.org/gbd-compare/ [Accessed 17.03.26]
Definitions:	Estimated number living with depressive disorders per 100,000 population (20+ years of age)

Women, 2023



Age:	20+
Area covered:	National
References:	Institute for Health Metrics and Evaluation (IHME). GBD Compare Data Visualization. Global Burden of Disease (GBD) Study 2023. Seattle, WA: IHME, University of Washington, 2025. Available from https://vizhub.healthdata.org/gbd-compare/ [Accessed 17.03.26]
Definitions:	Estimated number living with depressive disorders per 100,000 population (20+ years of age)

Children, 2023



Area covered:

National

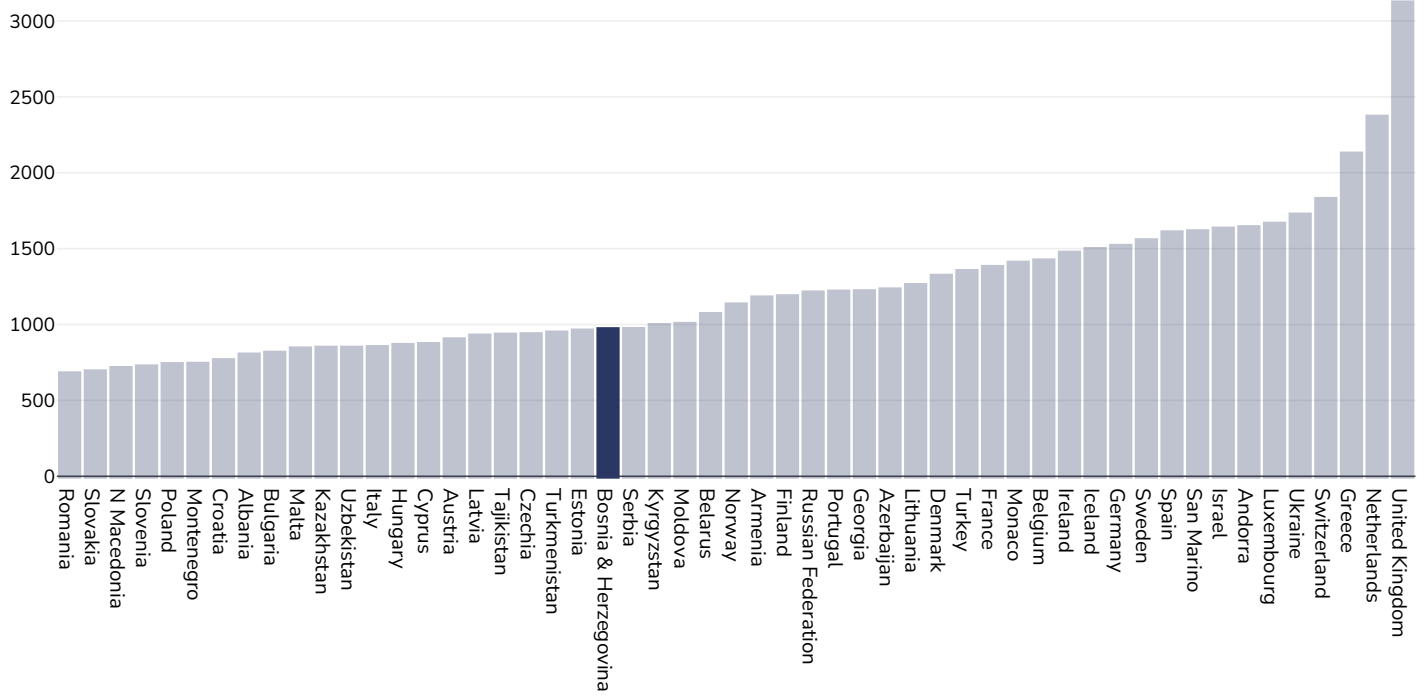
References:

Institute for Health Metrics and Evaluation (IHME). GBD Compare Data Visualization. Global Burden of Disease (GBD) Study 2023. Seattle, WA: IHME, University of Washington, 2025. Available from <https://vizhub.healthdata.org/gbd-compare/> [Accessed 17.03.26]

Definitions:

Estimated number living with depressive disorders per 100,000 population (under 20 years of age)

Boys, 2023



Area covered:

National

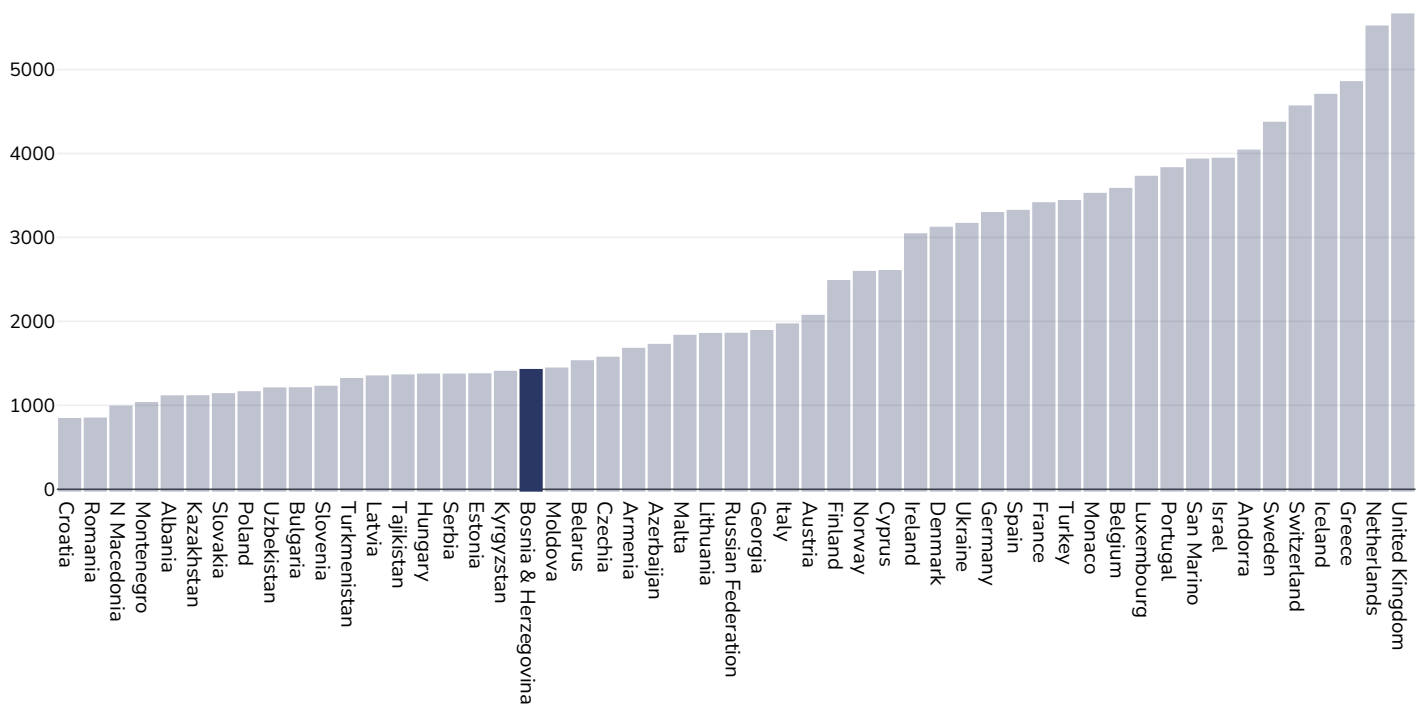
References:

Institute for Health Metrics and Evaluation (IHME). GBD Compare Data Visualization. Global Burden of Disease (GBD) Study 2023. Seattle, WA: IHME, University of Washington, 2025. Available from <https://vizhub.healthdata.org/gbd-compare/> [Accessed 17.03.26]

Definitions:

Estimated number living with depressive disorders per 100,000 population (under 20 years of age)

Girls, 2023



Area covered:

National

References:

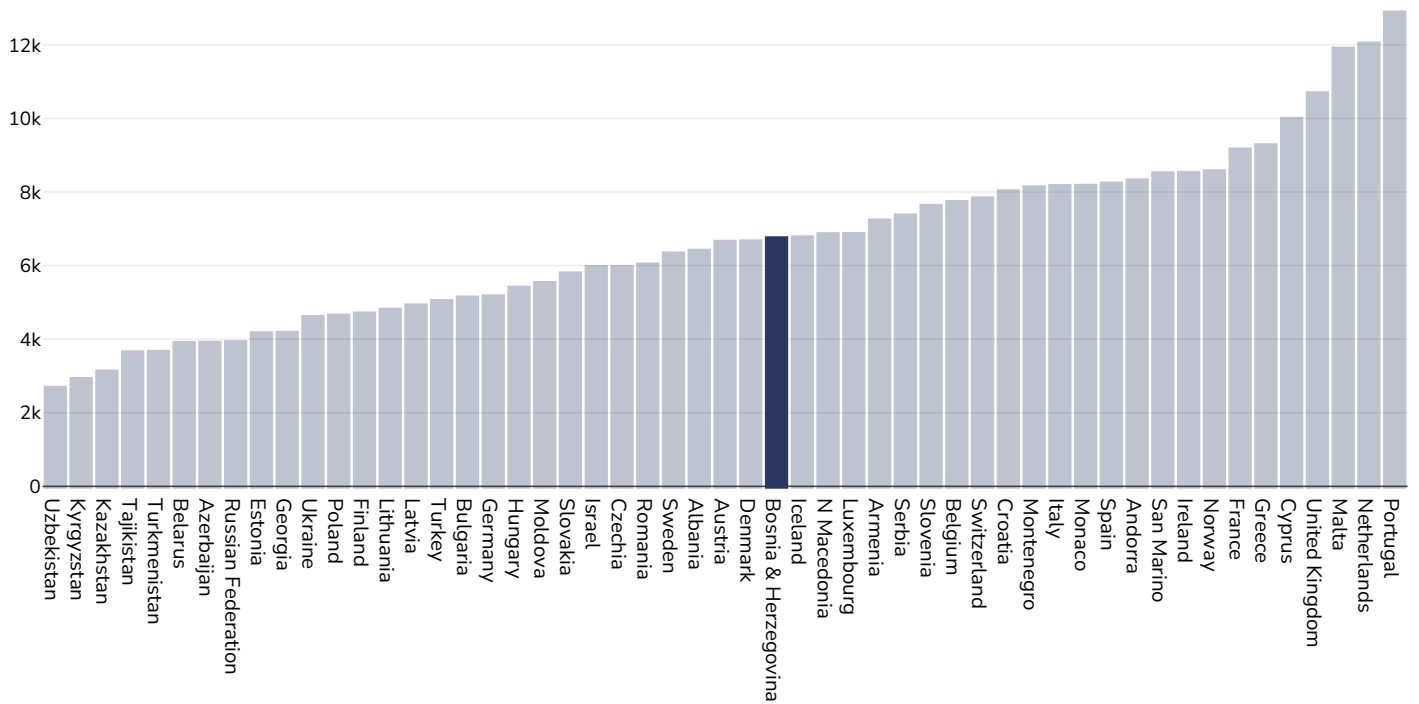
Institute for Health Metrics and Evaluation (IHME). GBD Compare Data Visualization. Global Burden of Disease (GBD) Study 2023. Seattle, WA: IHME, University of Washington, 2025. Available from <https://vizhub.healthdata.org/gbd-compare/> [Accessed 17.03.26]

Definitions:

Estimated number living with depressive disorders per 100,000 population (under 20 years of age)

Mental health - anxiety disorders

Adults, 2023



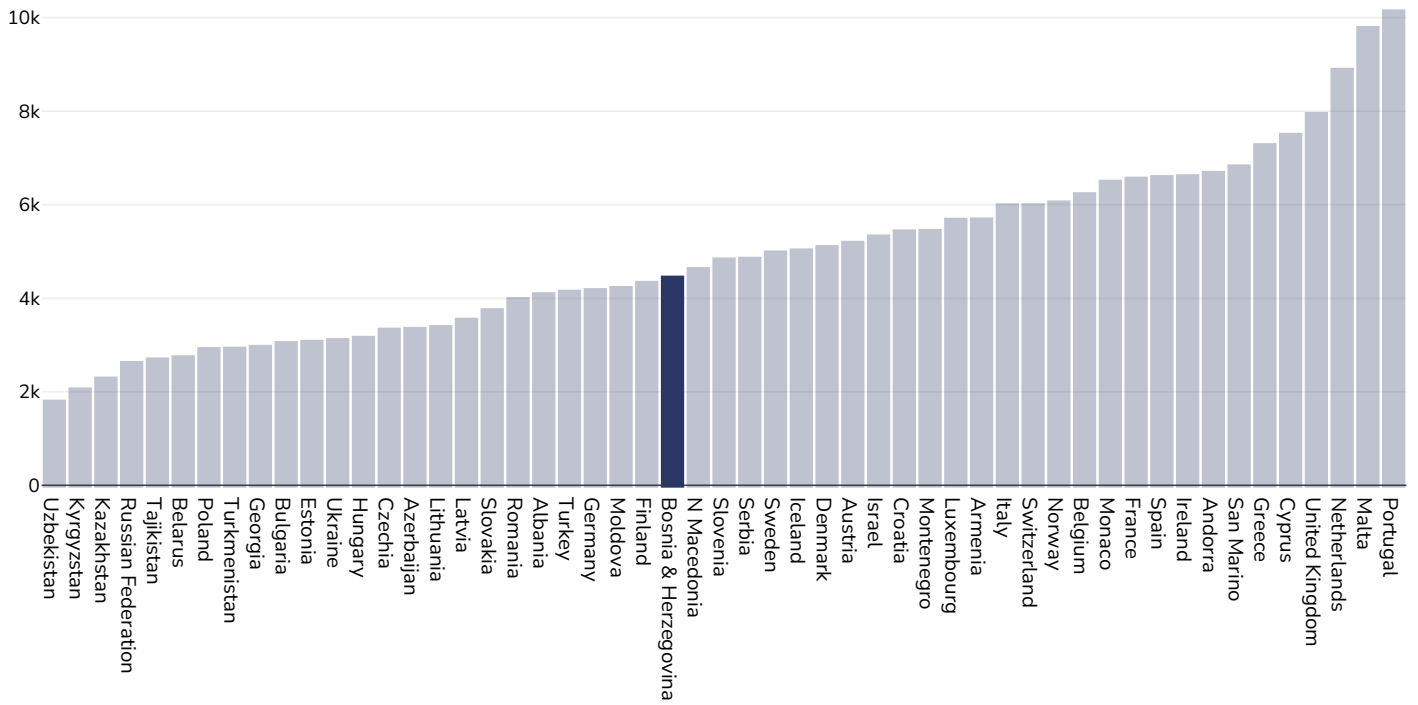
Age: 20+

Area covered: National

References: Institute for Health Metrics and Evaluation (IHME). GBD Compare Data Visualization. Global Burden of Disease (GBD) Study 2023. Seattle, WA: IHME, University of Washington, 2025. Available from <https://vizhub.healthdata.org/gbd-compare/> [Accessed 17.03.26]

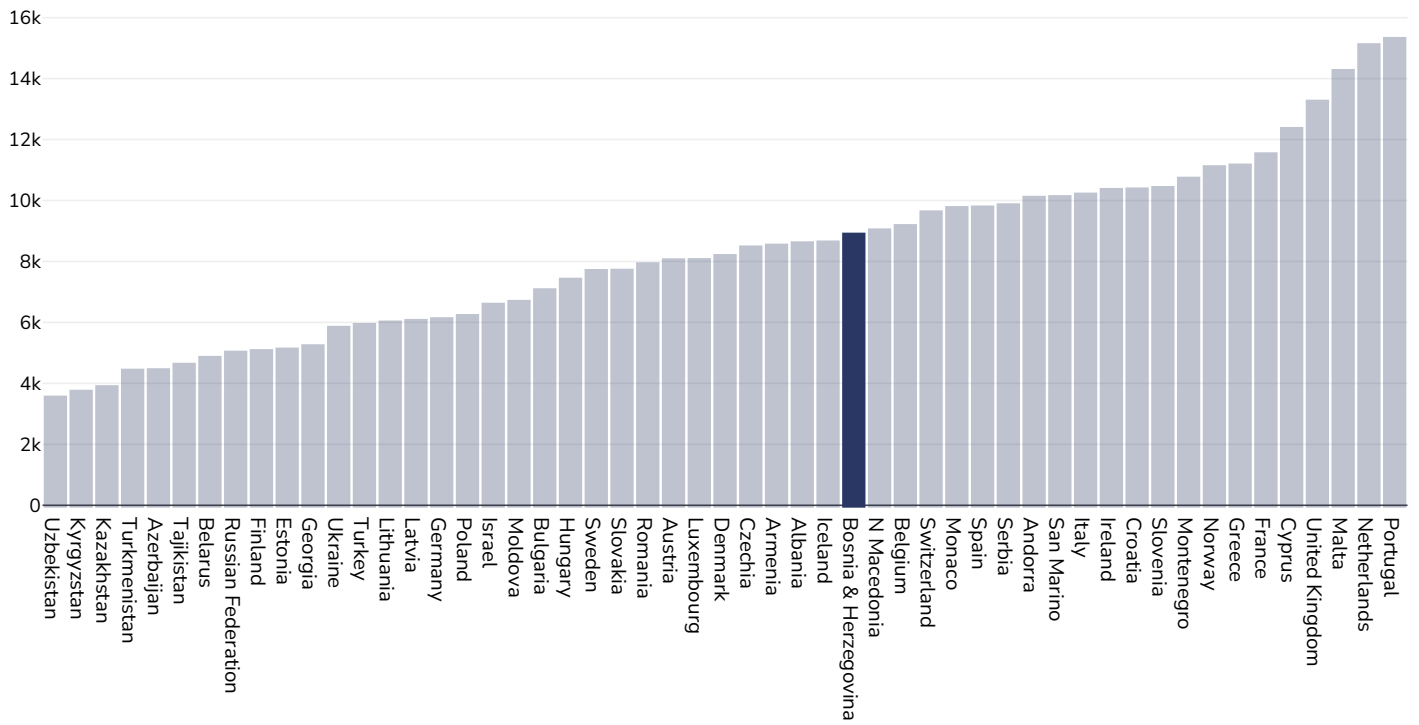
Definitions: Estimated number living with anxiety disorders per 100,000 population (20+ years of age)

Men, 2023



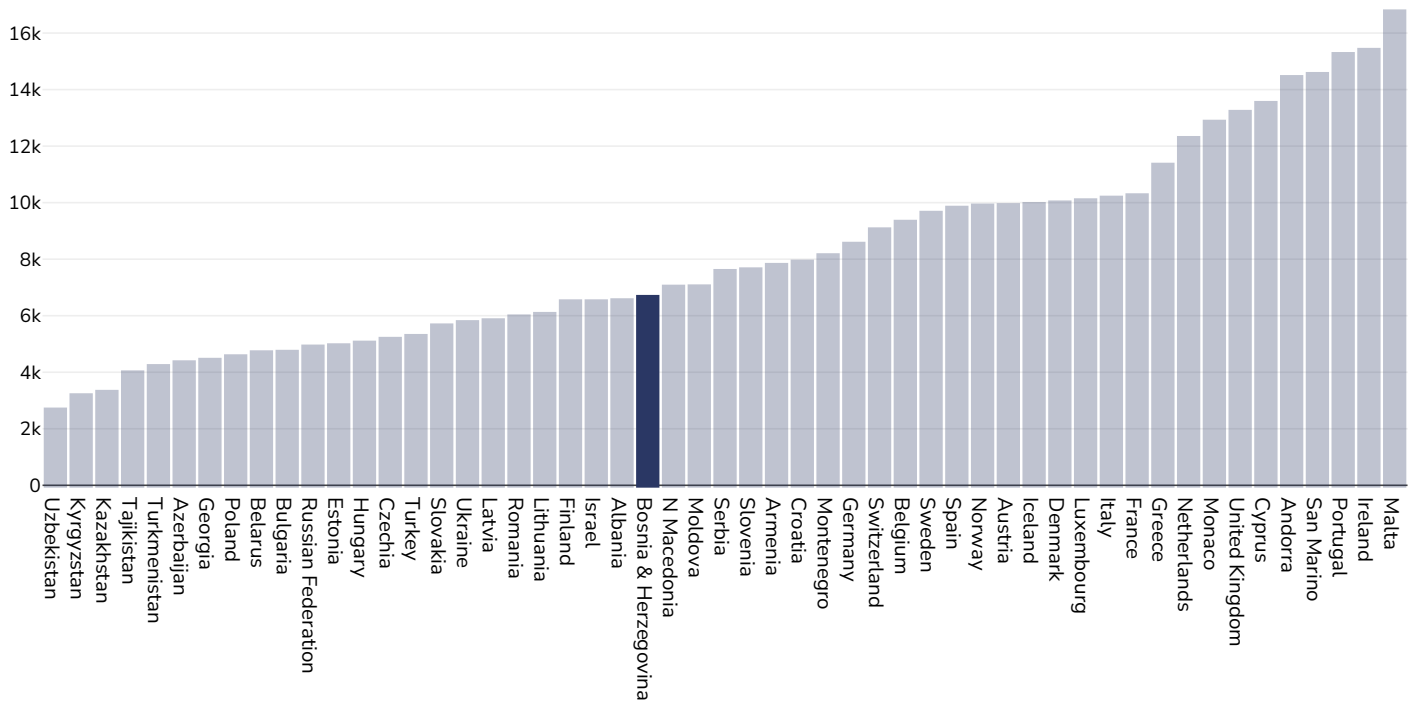
Age:	20+
Area covered:	National
References:	Institute for Health Metrics and Evaluation (IHME). GBD Compare Data Visualization. Global Burden of Disease (GBD) Study 2023. Seattle, WA: IHME, University of Washington, 2025. Available from https://vizhub.healthdata.org/gbd-compare/ [Accessed 17.03.26]
Definitions:	Estimated number living with anxiety disorders per 100,000 population (20+ years of age)

Women, 2023



Age:	20+
Area covered:	National
References:	Institute for Health Metrics and Evaluation (IHME). GBD Compare Data Visualization. Global Burden of Disease (GBD) Study 2023. Seattle, WA: IHME, University of Washington, 2025. Available from https://vizhub.healthdata.org/gbd-compare/ [Accessed 17.03.26]
Definitions:	Estimated number living with anxiety disorders per 100,000 population (20+ years of age)

Children, 2023



Area covered:

National

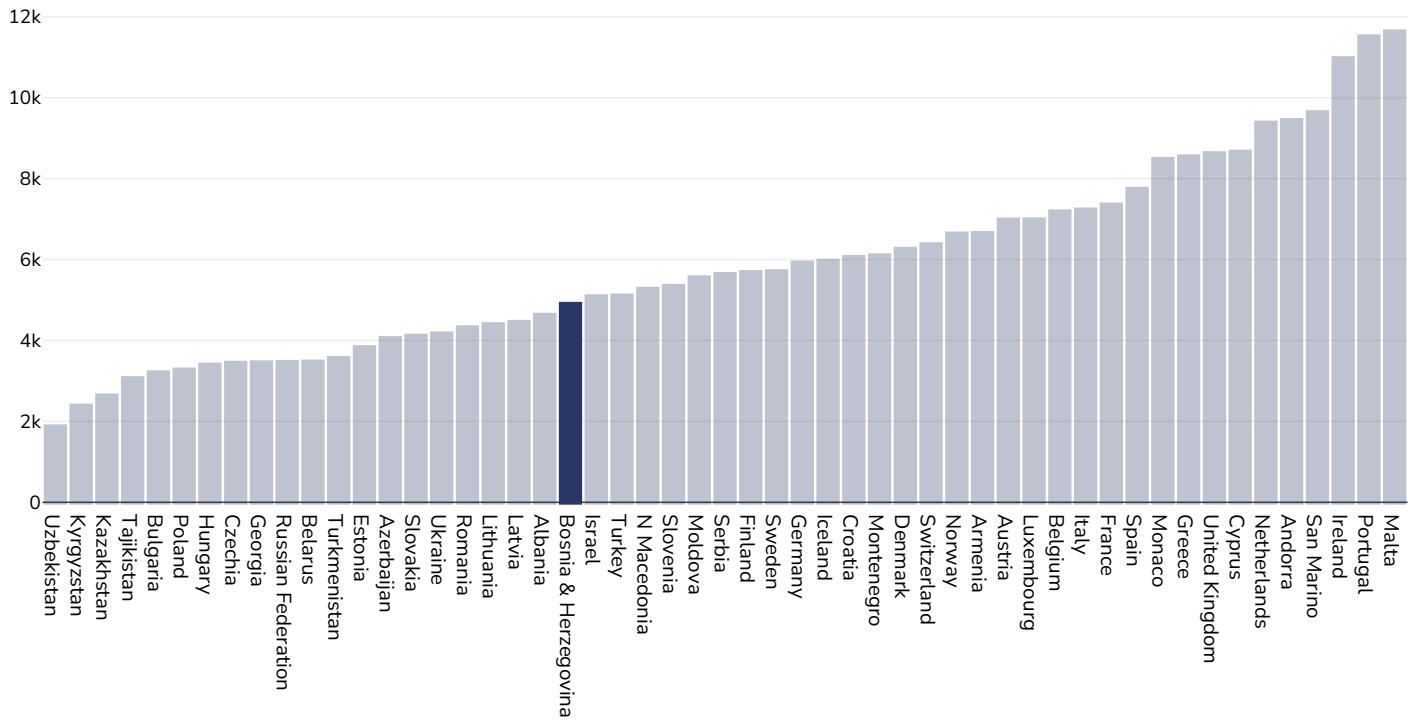
References:

Institute for Health Metrics and Evaluation (IHME). GBD Compare Data Visualization. Global Burden of Disease (GBD) Study 2023. Seattle, WA: IHME, University of Washington, 2025. Available from <https://vizhub.healthdata.org/gbd-compare/> [Accessed 17.03.26]

Definitions:

Estimated number living with anxiety disorders per 100,000 population (under 20 years of age)

Boys, 2023



Area covered:

National

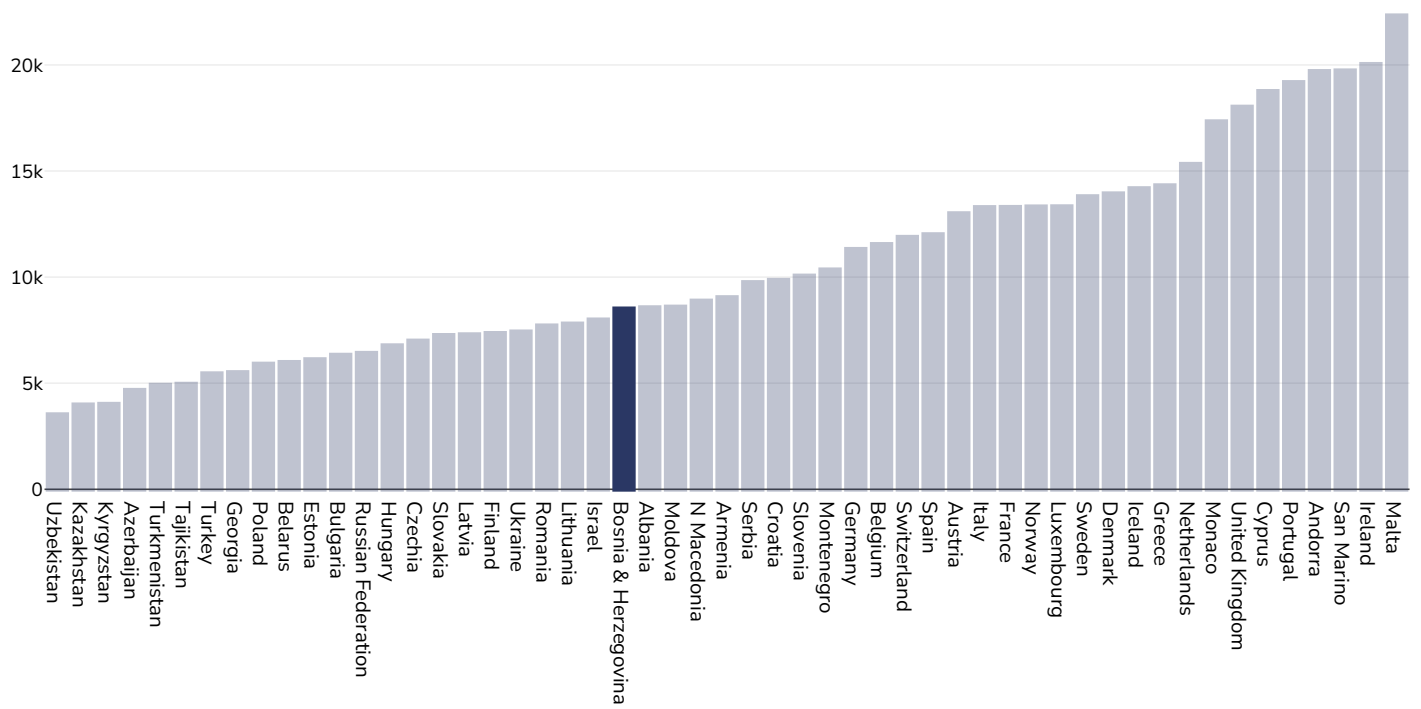
References:

Institute for Health Metrics and Evaluation (IHME). GBD Compare Data Visualization. Global Burden of Disease (GBD) Study 2023. Seattle, WA: IHME, University of Washington, 2025. Available from <https://vizhub.healthdata.org/gbd-compare/> [Accessed 17.03.26]

Definitions:

Estimated number living with anxiety disorders per 100,000 population (under 20 years of age)

Girls, 2023



Area covered:

National

References:

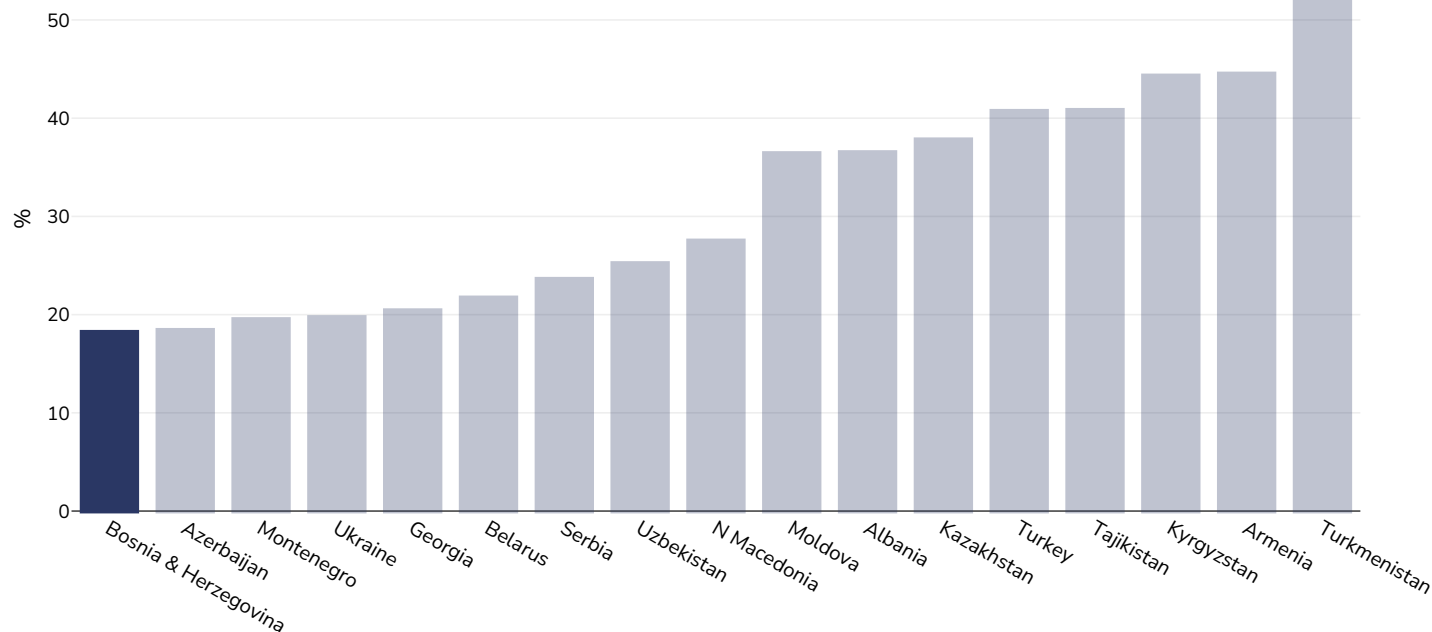
Institute for Health Metrics and Evaluation (IHME). GBD Compare Data Visualization. Global Burden of Disease (GBD) Study 2023. Seattle, WA: IHME, University of Washington, 2025. Available from <https://vizhub.healthdata.org/gbd-compare/> [Accessed 17.03.26]

Definitions:

Estimated number living with anxiety disorders per 100,000 population (under 20 years of age)

% Infants exclusively breastfed 0-5 months

0-5 years, 2011-2023



Area covered: National

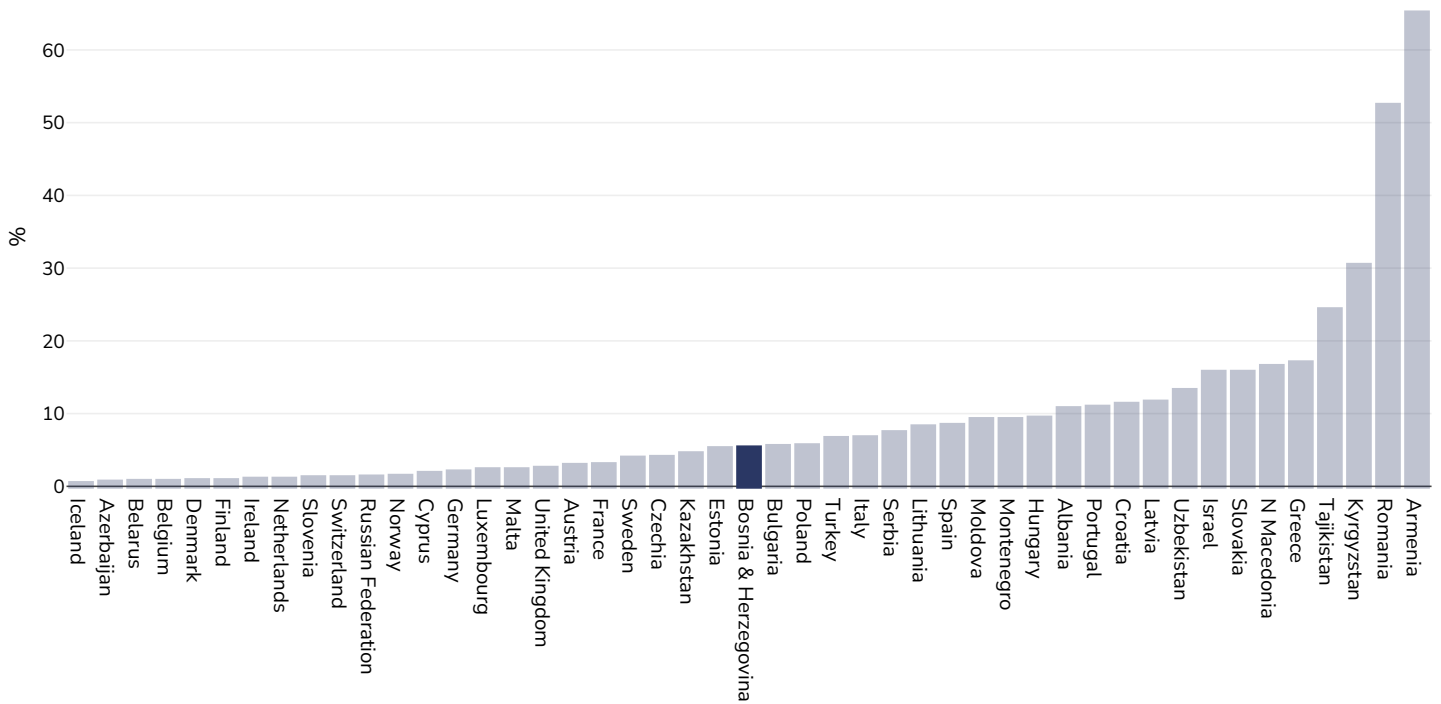
References: Institute for Public Health [Federation of Bosnia and Herzegovina]. Bosnia and Herzegovina multiple indicator cluster survey (MICS) 2011-2012. Final report. Sarajevo, Federation of Bosnia and Herzegovina: UNICEF, 2013

Notes: Full details available at source: United Nations Children's Fund, Division of Data, Analysis, Planning and Monitoring (2025). Global UNICEF Global Databases: Infant and Young Child Feeding: Exclusive breastfeeding, New York, November 2025.

Definitions: Infants 0-5 months of age who received only breast milk during the previous day. The definition allows for medicines, vitamins and oral re-hydration solution to have been given. These infants would not have received water-based liquids, milk based-liquids or food.

Percent of population who cannot afford a healthy diet

Adults, 2024



Area covered:

National

References:

FAO. 2025. FAOSTAT: Cost and Affordability of a Healthy Diet (CoAHD). <https://www.fao.org/faostat/en/#data/CAHD>. Licence: CC-BY-4.0. [Last Accessed 15.10.25]

Notes:

The percent of the population whose food budget is below the cost of a healthy diet.

PDF created on May 6, 2026