

# Report card


## Benin



Contents	Page
Obesity prevalence	2
Trend: % Adults living with obesity in Benin 1996-2017	5
Trend: % Adults living with overweight or obesity in Benin 1996-2017	6
Overweight/obesity by education	7
Overweight/obesity by age	10
Overweight/obesity by region	12
Overweight/obesity by socio-economic group	15
Insufficient physical activity	18
Average daily frequency of carbonated soft drink consumption	24
Estimated per capita fruit intake	25
Prevalence of less than daily fruit consumption	26
Prevalence of less than daily vegetable consumption	27
Average weekly frequency of fast food consumption	28
Estimated per-capita processed meat intake	29
Estimated per capita whole grains intake	30
Mental health - depression disorders	31
Mental health - anxiety disorders	32
% Infants exclusively breastfed 0-5 months	33
Oesophageal cancer	34
Breast cancer	36
Colorectal cancer	37
Pancreatic cancer	39
Gallbladder cancer	41
Kidney cancer	43
Cancer of the uterus	45
Raised blood pressure	46
Raised cholesterol	49
Raised fasting blood glucose	52
Diabetes prevalence	54
Contextual factors	55

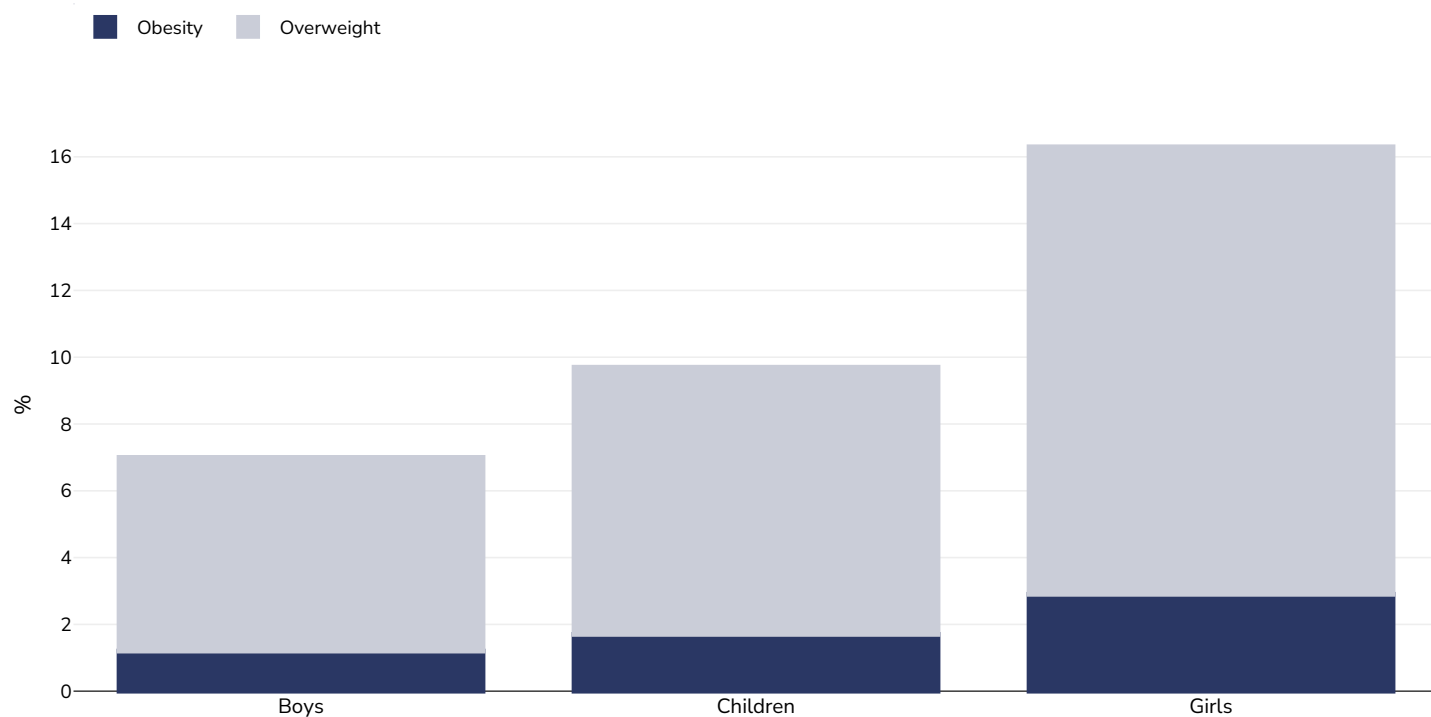
## Obesity prevalence

### Women, 2017-2018



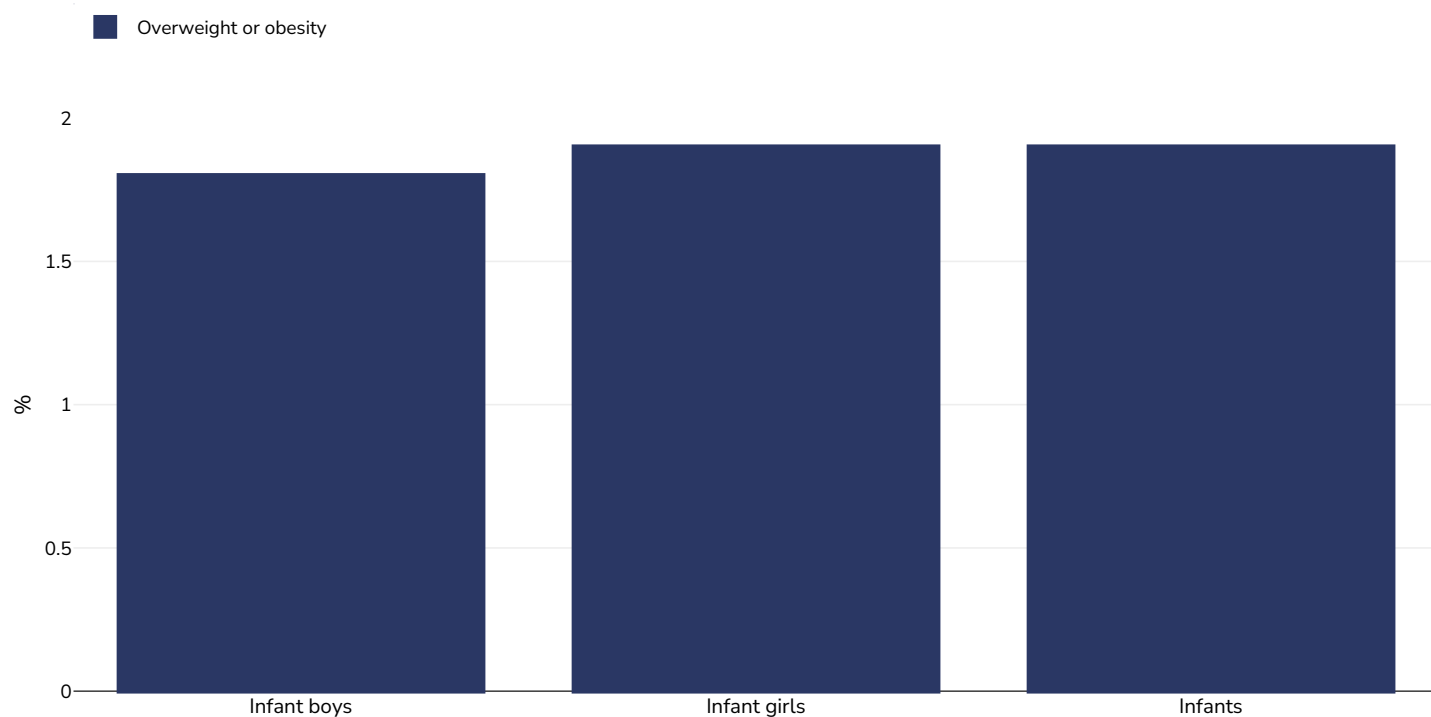
Survey type:	Measured
Age:	15-49
Sample size:	6946
Area covered:	National
References:	Institut National de la Statistique et de l'Analyse Économique INSAE and ICF. 2019. Enquête Démographique et de Santé au Bénin, 2017-2018. Cotonou, Bénin and Rockville, Maryland, USA : INSAE and ICF. <a href="https://www.dhsprogram.com/pubs/pdf/FR350/FR350.pdf">https://www.dhsprogram.com/pubs/pdf/FR350/FR350.pdf</a> (last accessed 02.08.22)
Notes:	Demographic Health Survey data includes ever married women aged 15-49 years only and may include males aged 15-59. Unless otherwise noted, overweight refers to a BMI between 25kg and 29.9kg/m <sup>2</sup> , obesity refers to a BMI greater than 30kg/m <sup>2</sup> .

## Children, 2016



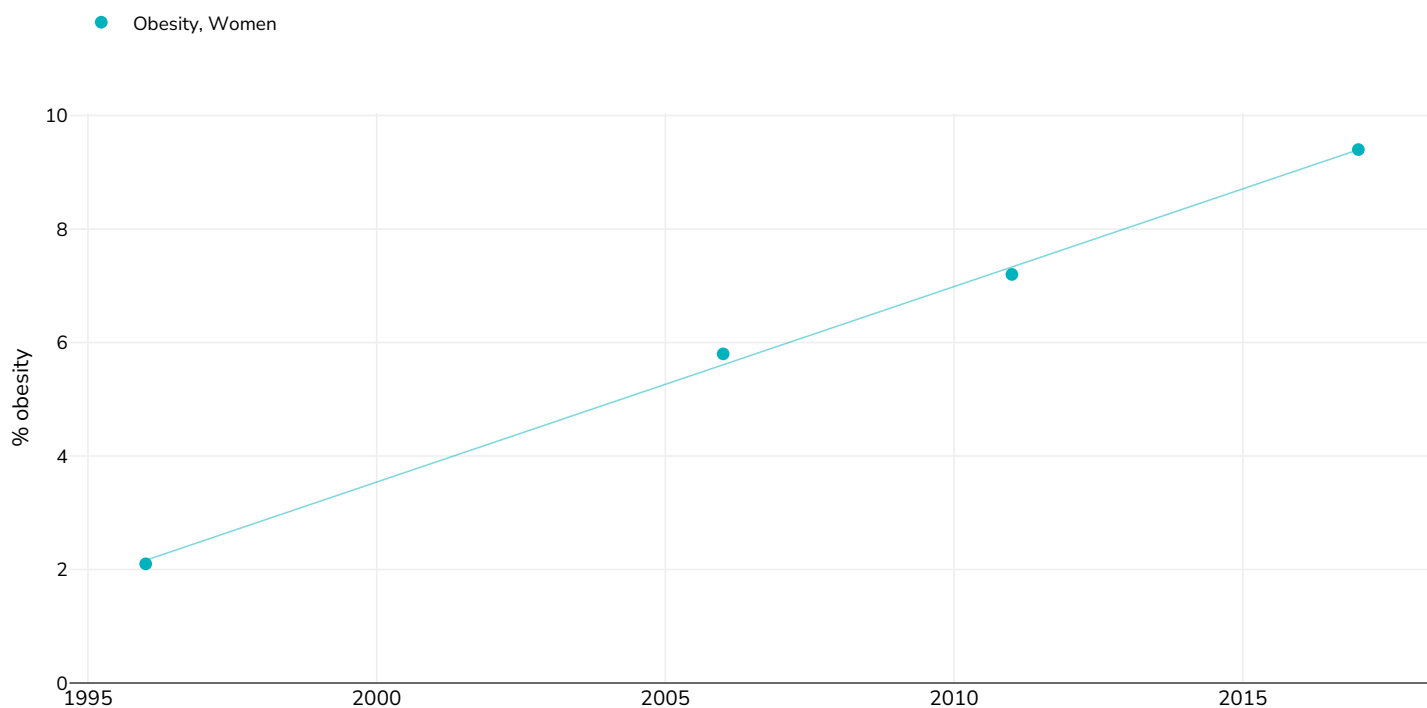
Survey type:	Self-reported
Age:	13-17
Sample size:	2536
Area covered:	National
References:	Benin - Global School-Based Student Health Survey 2016 <a href="https://www.who.int/ncds/surveillance/gshs/gshs_fs_benin_2016.pdf?ua=1">https://www.who.int/ncds/surveillance/gshs/gshs_fs_benin_2016.pdf?ua=1</a> (last accessed 24.11.20)
Cutoffs:	WHO

## Infants, 2017-2018



Survey type:	Measured
Age:	0-5
Sample size:	12832
Area covered:	National
References:	Institut National de la Statistique et de l'Analyse Économique INSAE and ICF. 2019. Enquête Démographique et de Santé au Bénin, 2017-2018. Cotonou, Bénin and Rockville, Maryland, USA : INSAE and ICF. <a href="https://www.dhsprogram.com/pubs/pdf/FR350/FR350.pdf">https://www.dhsprogram.com/pubs/pdf/FR350/FR350.pdf</a> (last accessed 10.08.22)
Notes:	Infants.
Definitions:	Weight for height. Overweight or obesity = $>+2SD$
Cutoffs:	Other

## % Adults living with obesity in Benin 1996-2017



Survey  
type:

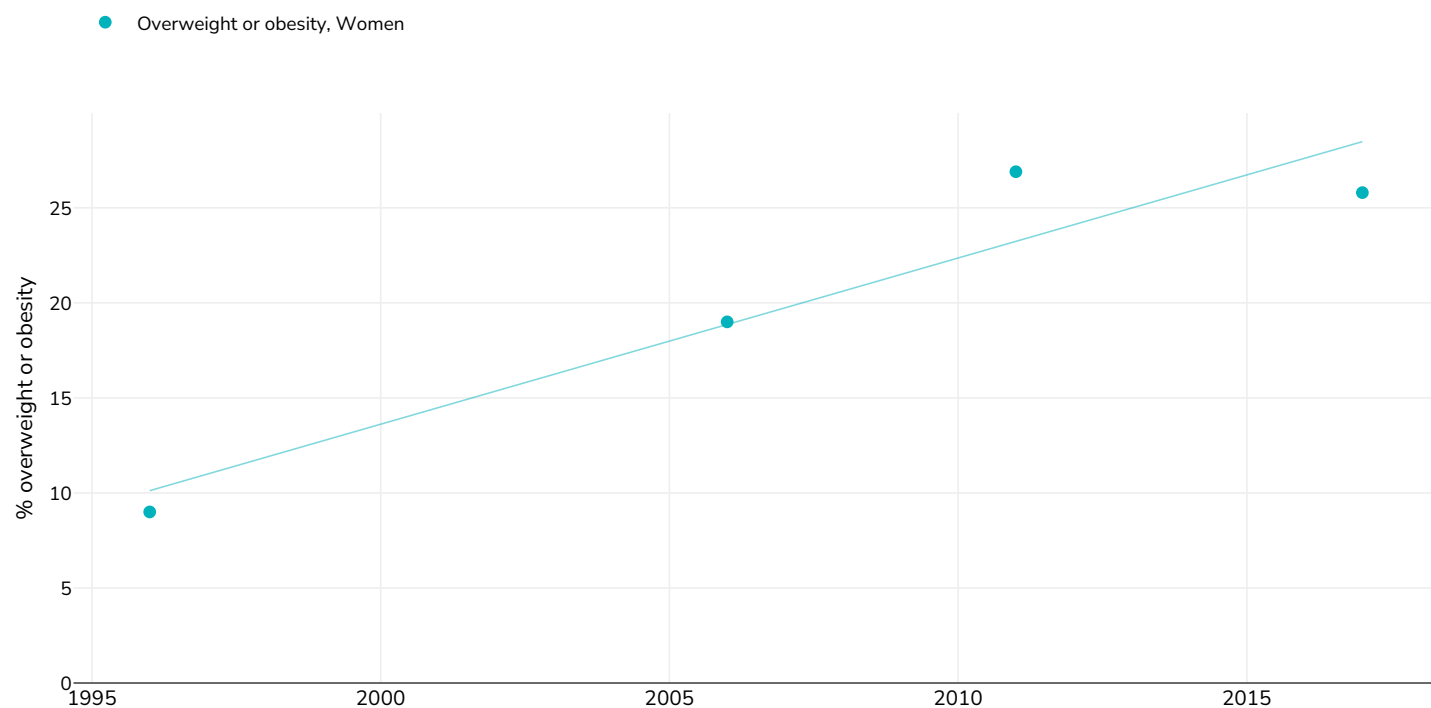
Measured

References: 1996: Kodjogbé, Nicalse, Gora Mboup, Justin Tossou, Léopoldine de Souza, Timothée Gandaho, Alphonse Guédémé, Thomas Houedokoho, Rafatou Houndékon, Thomas Tohouegnon, Suzanne Zomahoun, Virgile Capo-Chichi, and Andrée Cossi. 1997. Enquête Démographique et de Santé, République de Bénin 1996. Calverton, Maryland USA: Institut National de la Statistique et de l'Analyse Économique/Bénin and Macro International. 2006, 2011: Institut National de la Statistique et de l'Analyse Économique - INSAE/Bénin and ICF International. 2013. Enquête Démographique et de Santé du Bénin 2011-2012. Calverton, Maryland, USA: INSAE and ICF International. 2017: Institut National de la Statistique et de l'Analyse Économique INSAE and ICF. 2019. Enquête Démographique et de Santé au Bénin, 2017-2018. Cotonou, Bénin and Rockville, Maryland, USA : INSAE and ICF. <https://www.dhsprogram.com/pubs/pdf/FR350/FR350.pdf> (last accessed 02.08.22)

*Unless otherwise noted, overweight refers to a BMI between 25kg and 29.9kg/m<sup>2</sup>, obesity refers to a BMI greater than 30kg/m<sup>2</sup>.*

*Different methodologies may have been used to collect this data and so data from different surveys may not be strictly comparable. Please check with original data sources for methodologies used.*

## % Adults living with overweight or obesity in Benin 1996-2017



Survey  
type:

Measured

References: 1996: Kodjogbé, Nicalse, Gora Mboup, Justin Tossou, Léopoldine de Souza, Timothée Gandaho, Alphonse Guédémé, Thomas Houedokoho, Rafatou Houndékon, Thomas Tohouegnon, Suzanne Zomahoun, Virgile Capo-Chichi, and Andrée Cossi. 1997. Enquête Démographique et de Santé, République de Bénin 1996. Calverton, Maryland USA: Institut National de la Statistique et de l'Analyse Économique/Bénin and Macro International. 2006, 2011: Institut National de la Statistique et de l'Analyse Économique - INSAE/Bénin and ICF International. 2013. Enquête Démographique et de Santé du Bénin 2011-2012. Calverton, Maryland, USA: INSAE and ICF International. 2017: Institut National de la Statistique et de l'Analyse Économique INSAE and ICF. 2019. Enquête Démographique et de Santé au Bénin, 2017-2018. Cotonou, Bénin and Rockville, Maryland, USA : INSAE and ICF. <https://www.dhsprogram.com/pubs/pdf/FR350/FR350.pdf> (last accessed 02.08.22)

Notes:

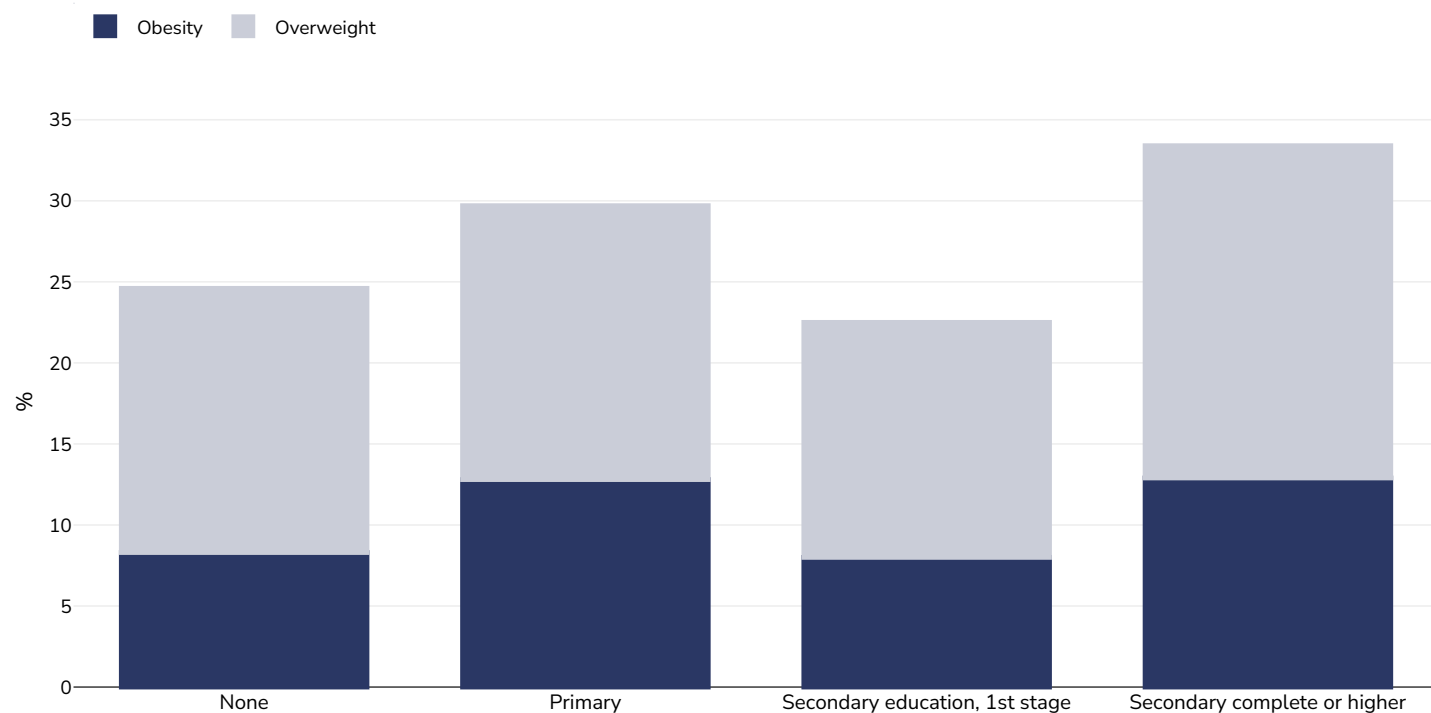
Adults aged 15-49

*Unless otherwise noted, overweight refers to a BMI between 25kg and 29.9kg/m<sup>2</sup>, obesity refers to a BMI greater than 30kg/m<sup>2</sup>.*

*Different methodologies may have been used to collect this data and so data from different surveys may not be strictly comparable. Please check with original data sources for methodologies used.*

## Overweight/obesity by education

### Women, 2017-2018



Survey type: Measured

Age: 15-49

Sample size: 6946

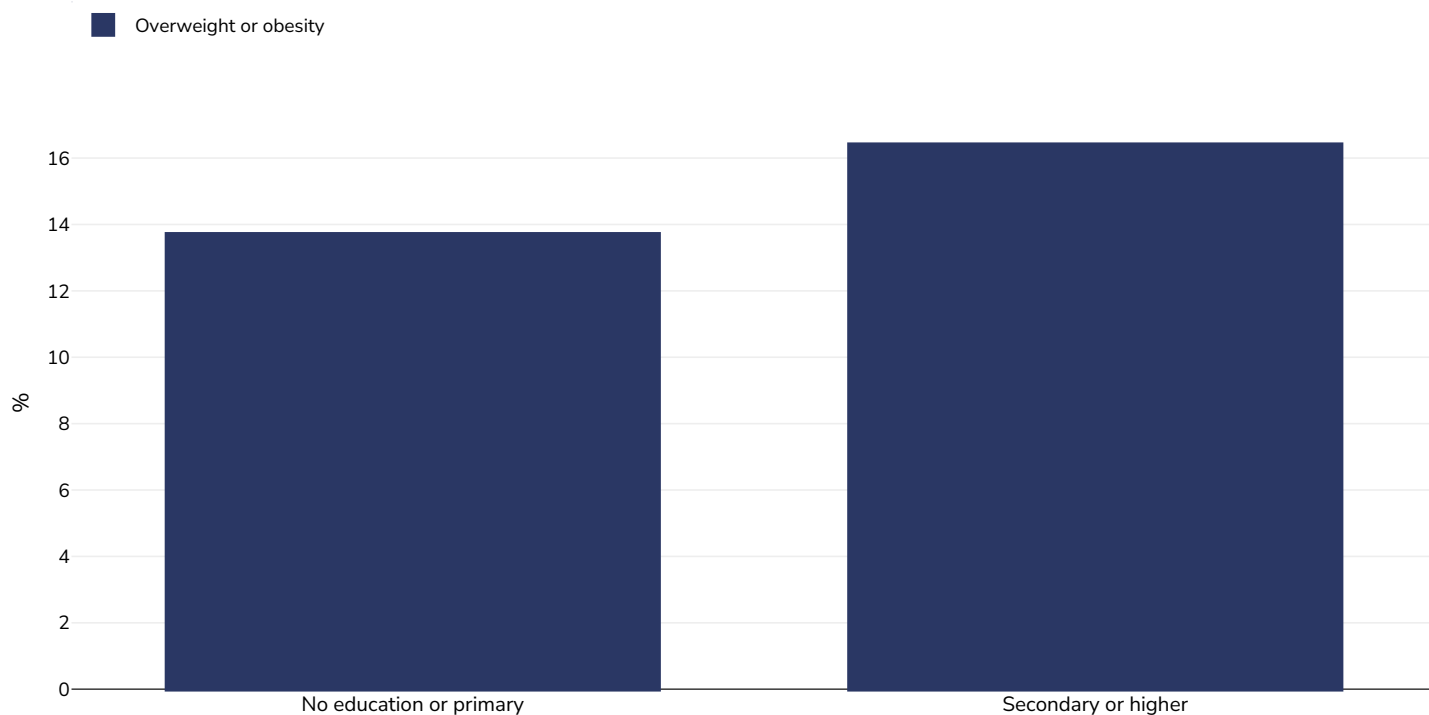
Area covered: National

References: Institut National de la Statistique et de l'Analyse Économique INSAE and ICF. 2019. Enquête Démographique et de Santé au Bénin, 2017-018. Cotonou, Bénin and Rockville, Maryland, USA : INSAE and ICF. <https://www.dhsprogram.com/pubs/pdf/FR350/FR350.pdf> (Last accessed 22.08.22)

Notes: Demographic Health Survey data includes ever married women aged 15-49 years only and may include males aged 15-59.

*Unless otherwise noted, overweight refers to a BMI between 25kg and 29.9kg/m<sup>2</sup>, obesity refers to a BMI greater than 30kg/m<sup>2</sup>.*

## Girls, 2011-2012



Survey type: Measured

Age: 15-19

Sample size: 2283

Area covered: National

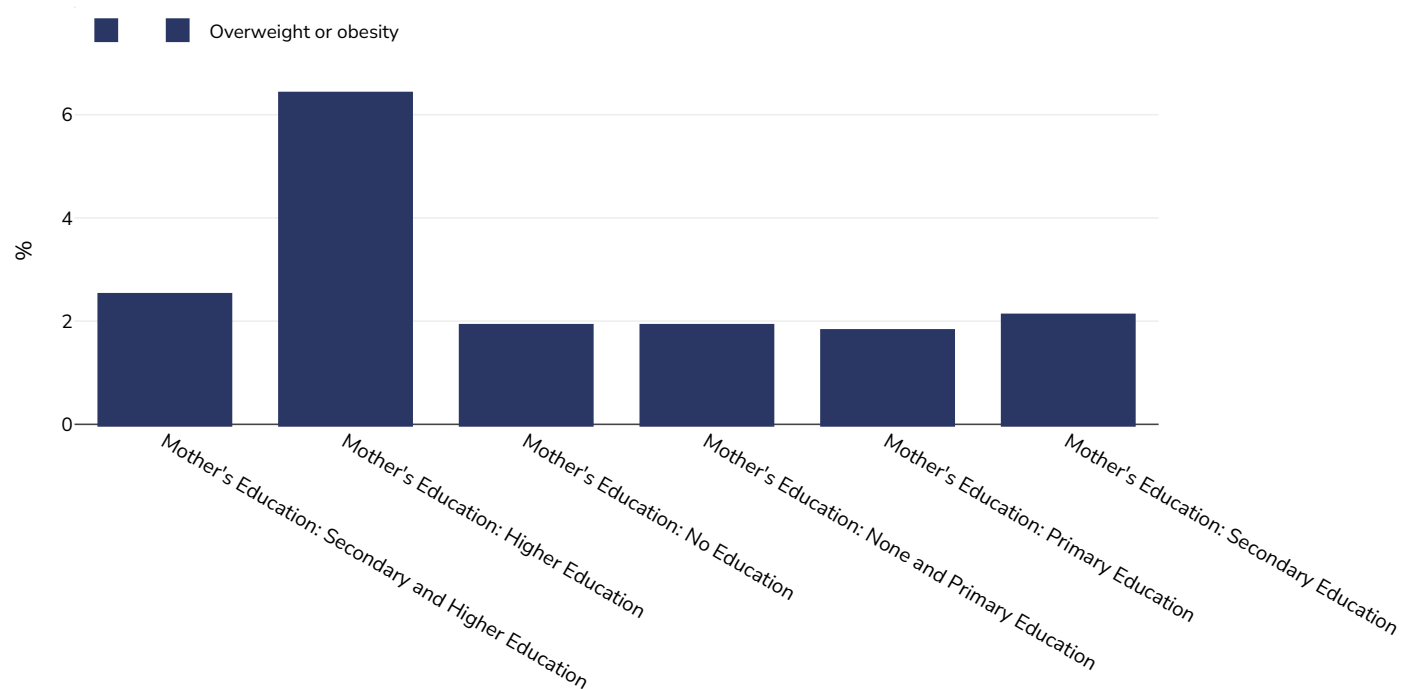
References: Benedict, Rukundo K., Allison Schmale, and Sorrel Namaste. 2018. Adolescent Nutrition 2000-2017: DHS Data on Adolescents Age 15-19. DHS Comparative Report No. 47. Rockville, Maryland, USA: ICF. Institut National de la Statistique et de l'Analyse Économique - INSAE/Bénin and ICF International. 2013. Enquête Démographique et de Santé du Bénin 2011-2012. Calverton, Maryland, USA: INSAE and ICF International.

Definitions: BMI for age: between +1 SD and +2 SD is overweight and greater than +2 SD is obesity

Cutoffs: WHO 2007



## Infants, 2017-2018



Sample size: 13260

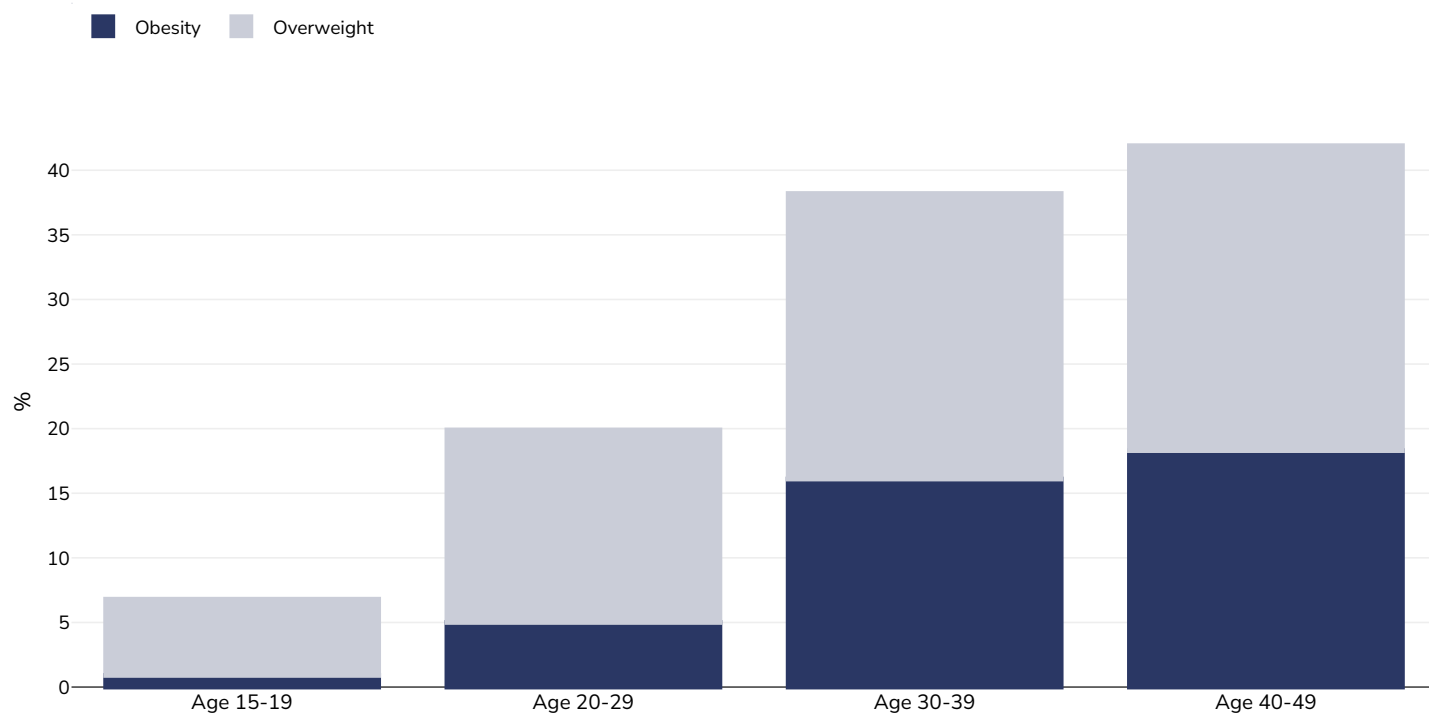
References: DHS: Enquête Démographique et de Santé au Bénin, 2017-2018. Cotonou, Bénin et Rockville, Maryland, USA : INSAE et ICF

Notes: UNICEF/WHO/World Bank Joint Child Malnutrition Estimates Expanded Database: Overweight (Survey Estimates), May 2023, New York. For more information about the methodology, please consult <https://data.unicef.org/resources/jme-2023-country-consultations/> Percentage of children under 5 years of age falling above 2 standard deviations (moderate and severe) from the median weight-for-height of the reference population.

Definitions: =>+2SD

## Overweight/obesity by age

### Women, 2017-2018



Survey type: Measured

Sample size: 6946

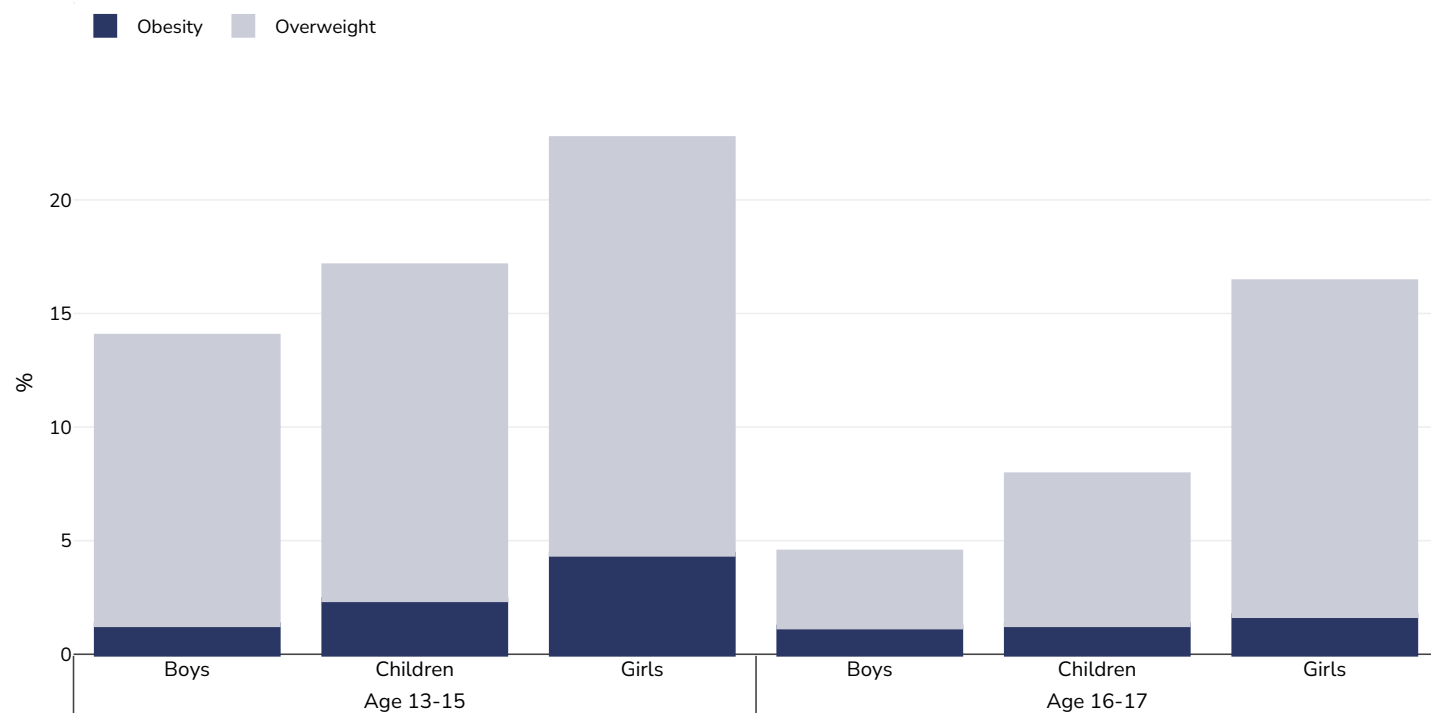
Area covered: National

References: Institut National de la Statistique et de l'Analyse Économique INSAE and ICF. 2019. Enquête Démographique et de Santé au Bénin, 2017-2018. Cotonou, Bénin and Rockville, Maryland, USA : INSAE and ICF.

Notes: Demographic Health Survey data includes ever married women aged 15-49 years only and may include males aged 15-59.

*Unless otherwise noted, overweight refers to a BMI between 25kg and 29.9kg/m<sup>2</sup>, obesity refers to a BMI greater than 30kg/m<sup>2</sup>.*

## Children, 2016



Survey type: Measured

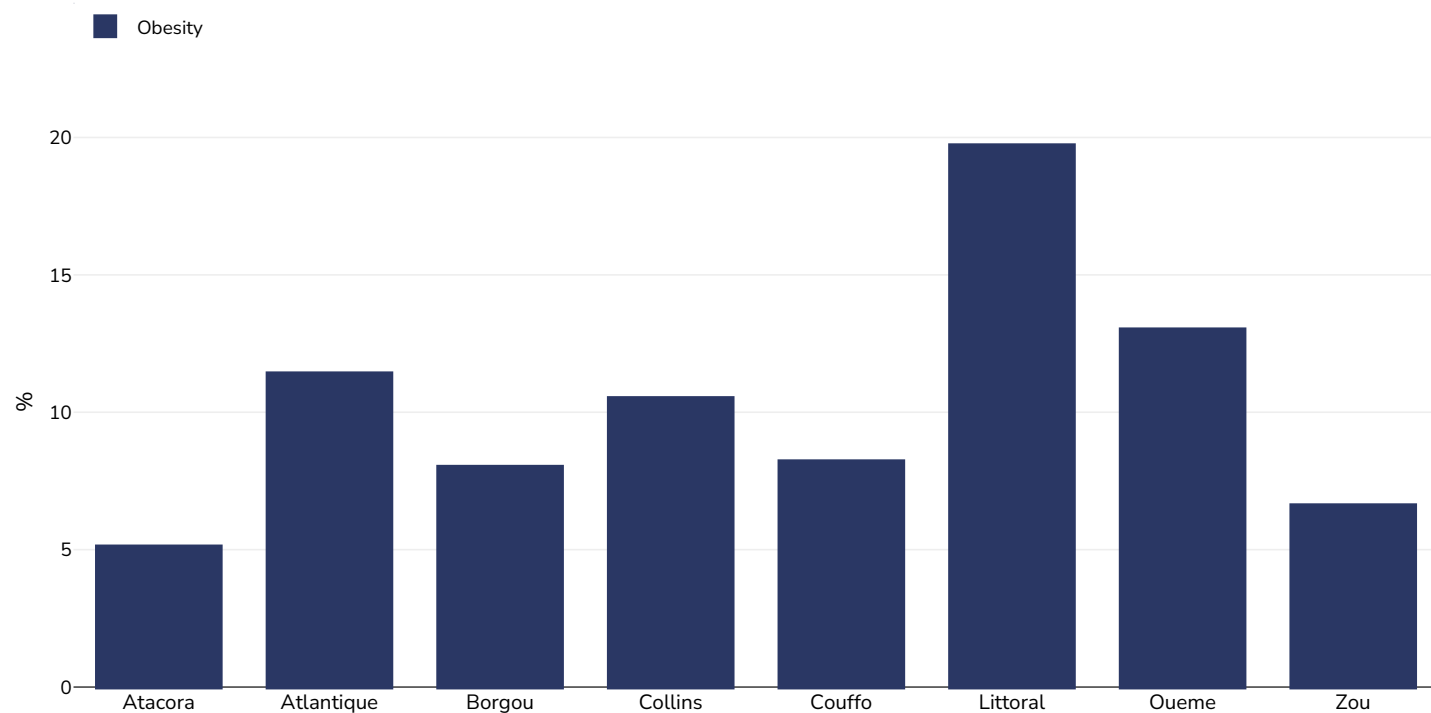
Sample size: 2536

Area covered: National

References: 2016 GSHS Fact Sheet Benin Available at: [https://cdn.who.int/media/docs/default-source/ncds/ncd-surveillance/data-reporting/benin/gshs/gshs-fs-benin-2016.pdf?sfvrsn=e2b29fcc\\_2&download=true](https://cdn.who.int/media/docs/default-source/ncds/ncd-surveillance/data-reporting/benin/gshs/gshs-fs-benin-2016.pdf?sfvrsn=e2b29fcc_2&download=true) (last accessed 9-2-23)

## Overweight/obesity by region

### Adults, 2008



Survey type: Measured

Age: 25-64

Sample size: 6904

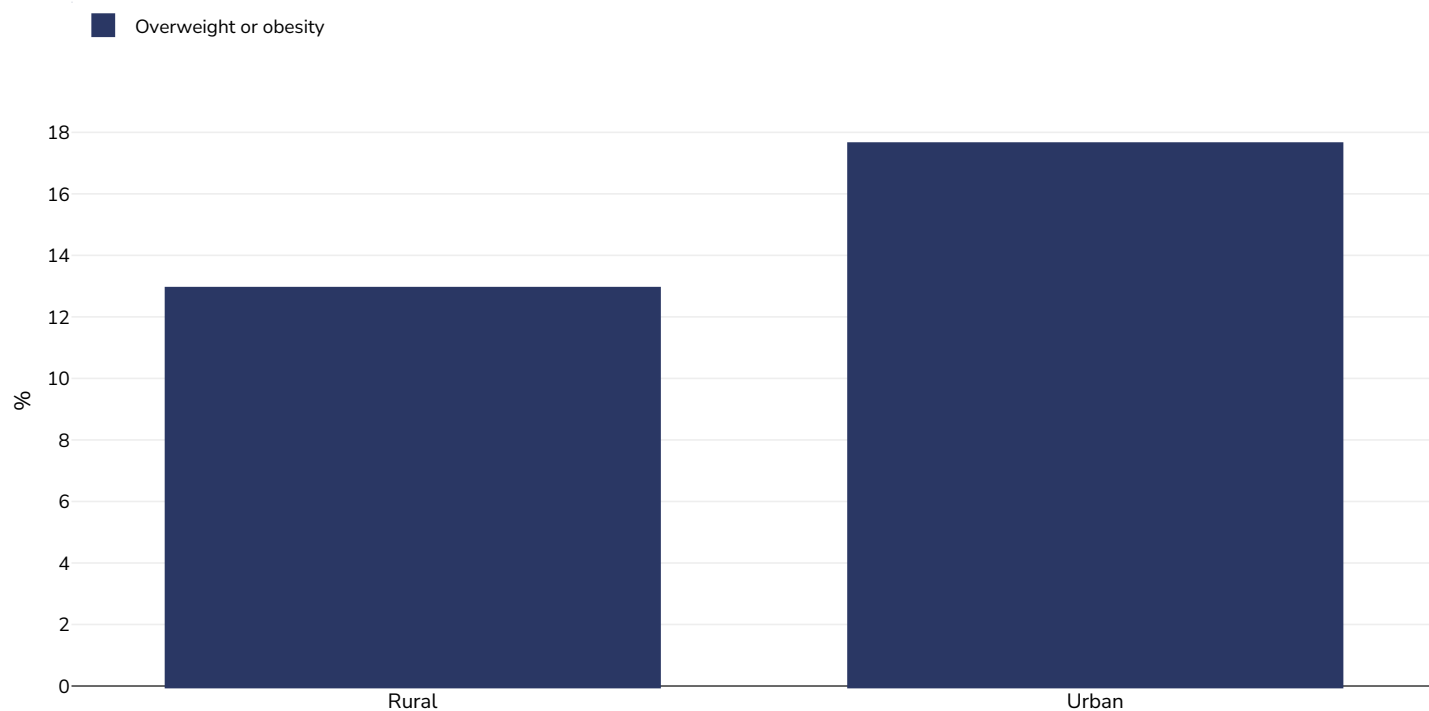
Area covered: National

References: Benin 2008 STEPS Report (in French) available at <https://extranet.who.int/ncdsmicrodata/index.php/catalog/723/related-materials> (last accessed 24.09.21)

Notes: Smaller (less than 500 survey participants per department) were excluded from results as sample size too small

*Unless otherwise noted, overweight refers to a BMI between 25kg and 29.9kg/m<sup>2</sup>, obesity refers to a BMI greater than 30kg/m<sup>2</sup>.*

## Girls, 2011-2012



Survey type: Measured

Age: 15-19

Sample size: 2282

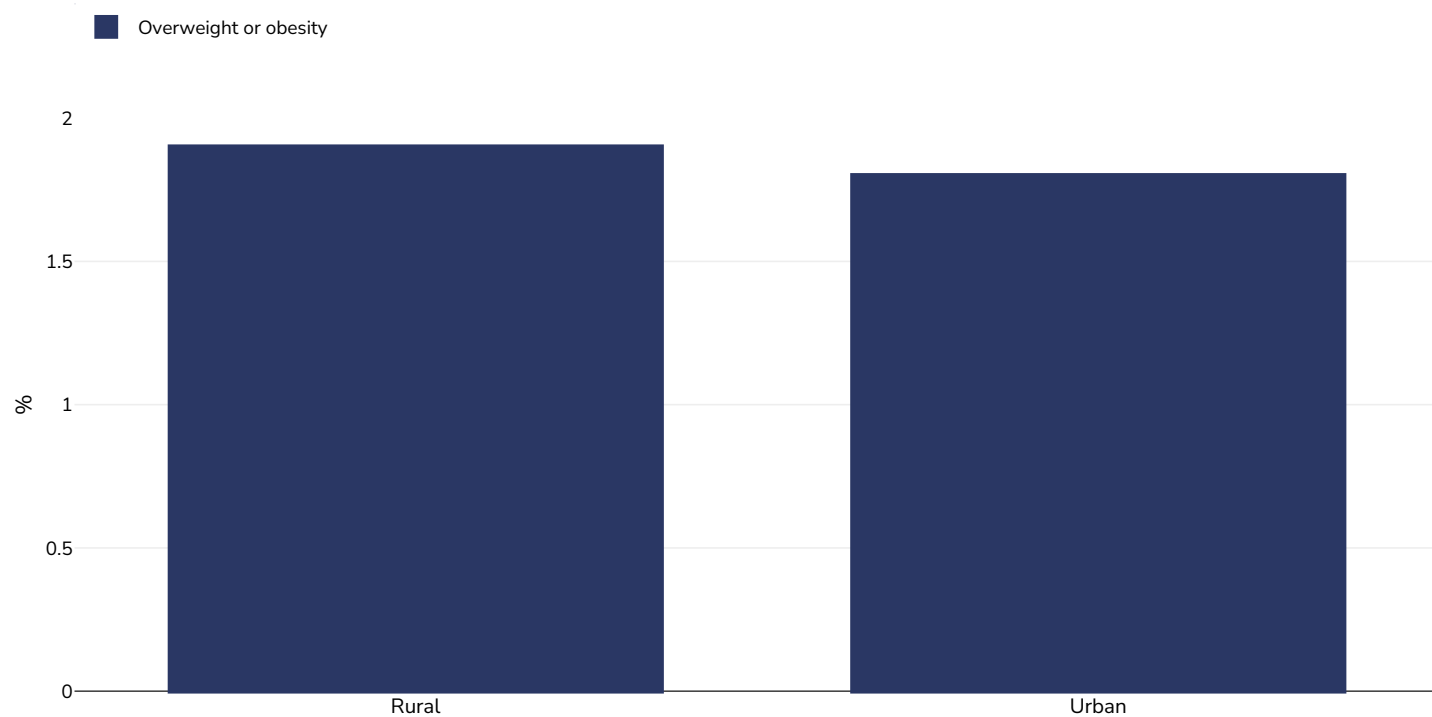
Area covered: National

References: Benedict, Rukundo K., Allison Schmale, and Sorrel Namaste. 2018. Adolescent Nutrition 2000-2017: DHS Data on Adolescents Age 15-19. DHS Comparative Report No. 47. Rockville, Maryland, USA: ICF. Institut National de la Statistique et de l'Analyse Économique - INSAE/Bénin and ICF International. 2013. Enquête Démographique et de Santé du Bénin 2011-2012. Calverton, Maryland, USA: INSAE and ICF International.

Definitions: BMI for age: between +1 SD and +2 SD is overweight and greater than +2 SD is obesity

Cutoffs: WHO 2007

## Infants, 2017-2018



Sample size: 13260

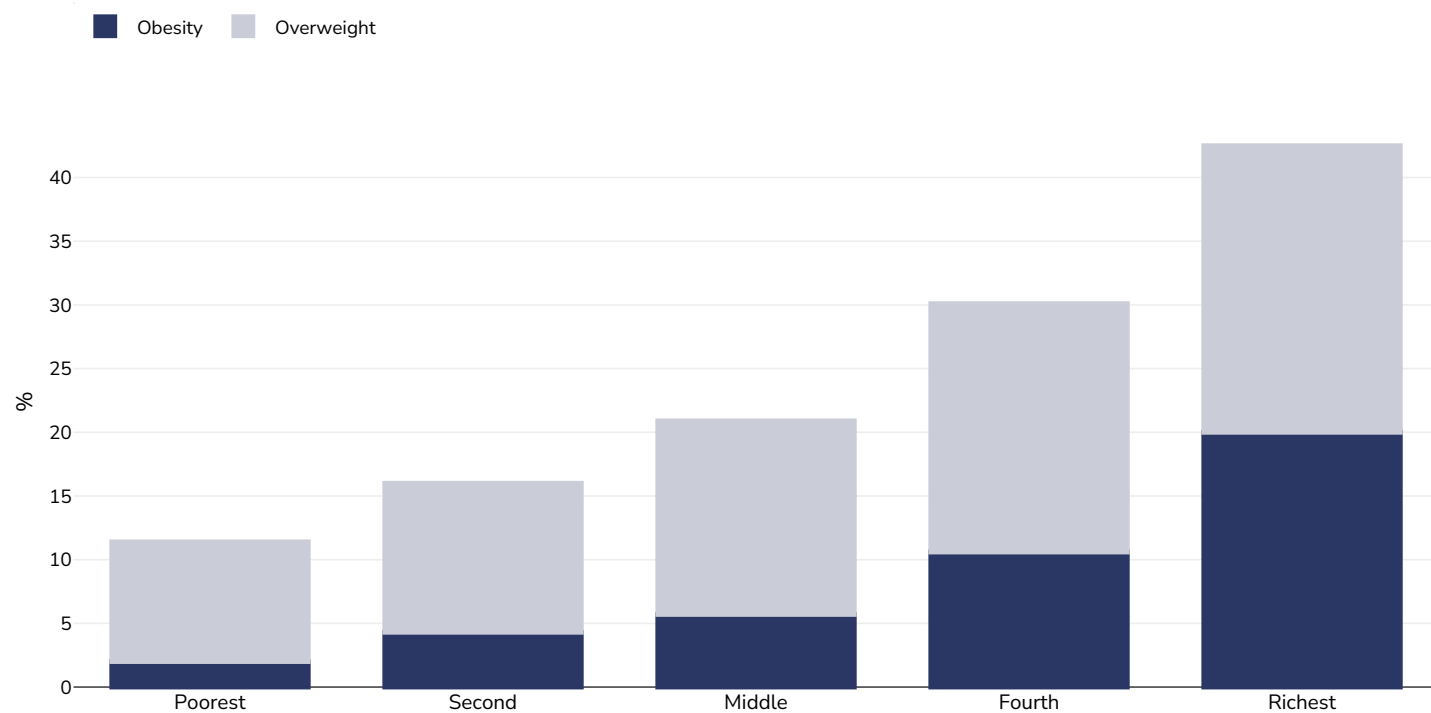
References: DHS: Enquête Démographique et de Santé au Bénin, 2017-2018. Cotonou, Bénin et Rockville, Maryland, USA : INSAE et ICF

Notes: UNICEF/WHO/World Bank Joint Child Malnutrition Estimates Expanded Database: Overweight (Survey Estimates), May 2023, New York. For more information about the methodology, please consult <https://data.unicef.org/resources/jme-2023-country-consultations/> Percentage of children under 5 years of age falling above 2 standard deviations (moderate and severe) from the median weight-for-height of the reference population.

Definitions: =>+2SD

## Overweight/obesity by socio-economic group

### Women, 2017-2018



Survey type: Measured

Age: 15-49

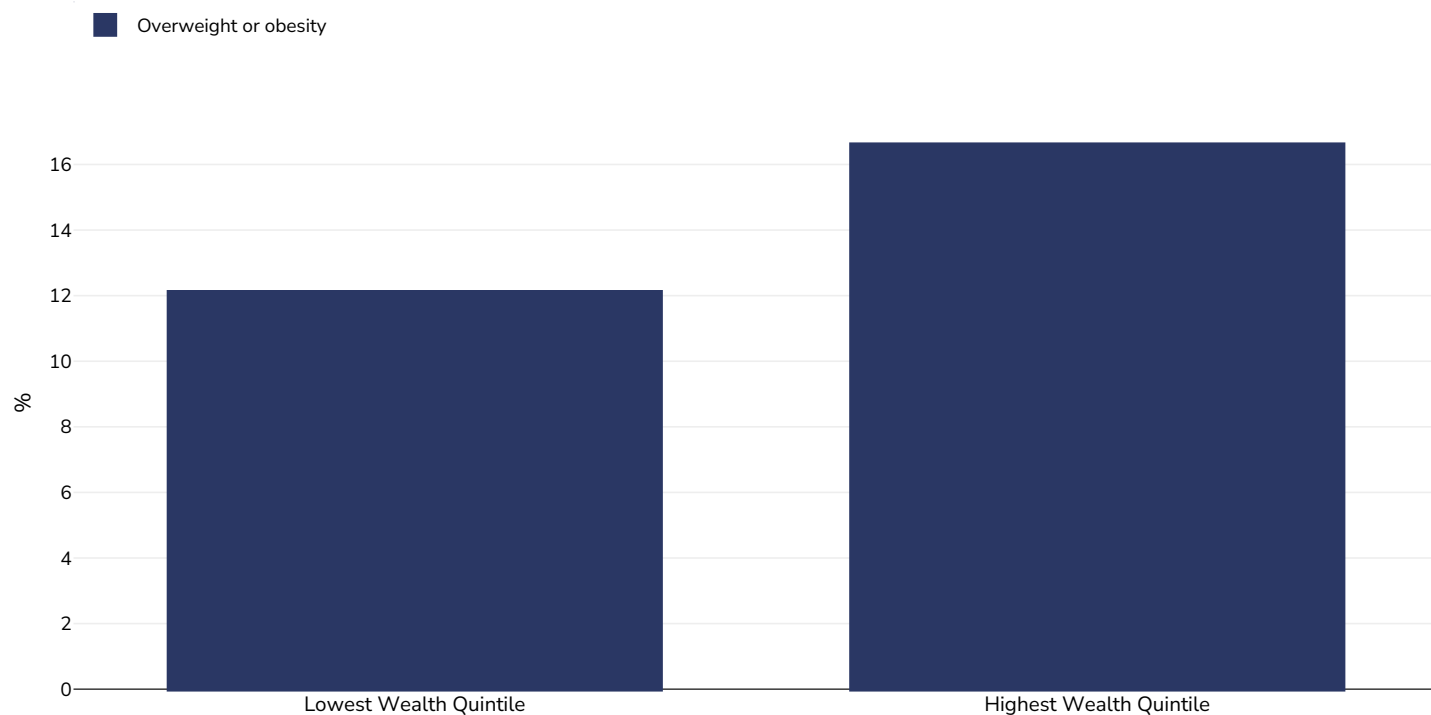
Sample size: 6946

Area covered: National

References: Institut National de la Statistique et de l'Analyse Économique INSAE and ICF. 2019. Enquête Démographique et de Santé au Bénin, 2017-2018. Cotonou, Bénin and Rockville, Maryland, USA : INSAE and ICF.. <https://www.dhsprogram.com/pubs/pdf/FR350/FR350.pdf>

Notes: Demographic Health Survey data includes ever married women aged 15-49 years only and may include males aged 15-59. Unless otherwise noted, overweight refers to a BMI between 25kg and 29.9kg/m<sup>2</sup>, obesity refers to a BMI greater than 30kg/m<sup>2</sup>.

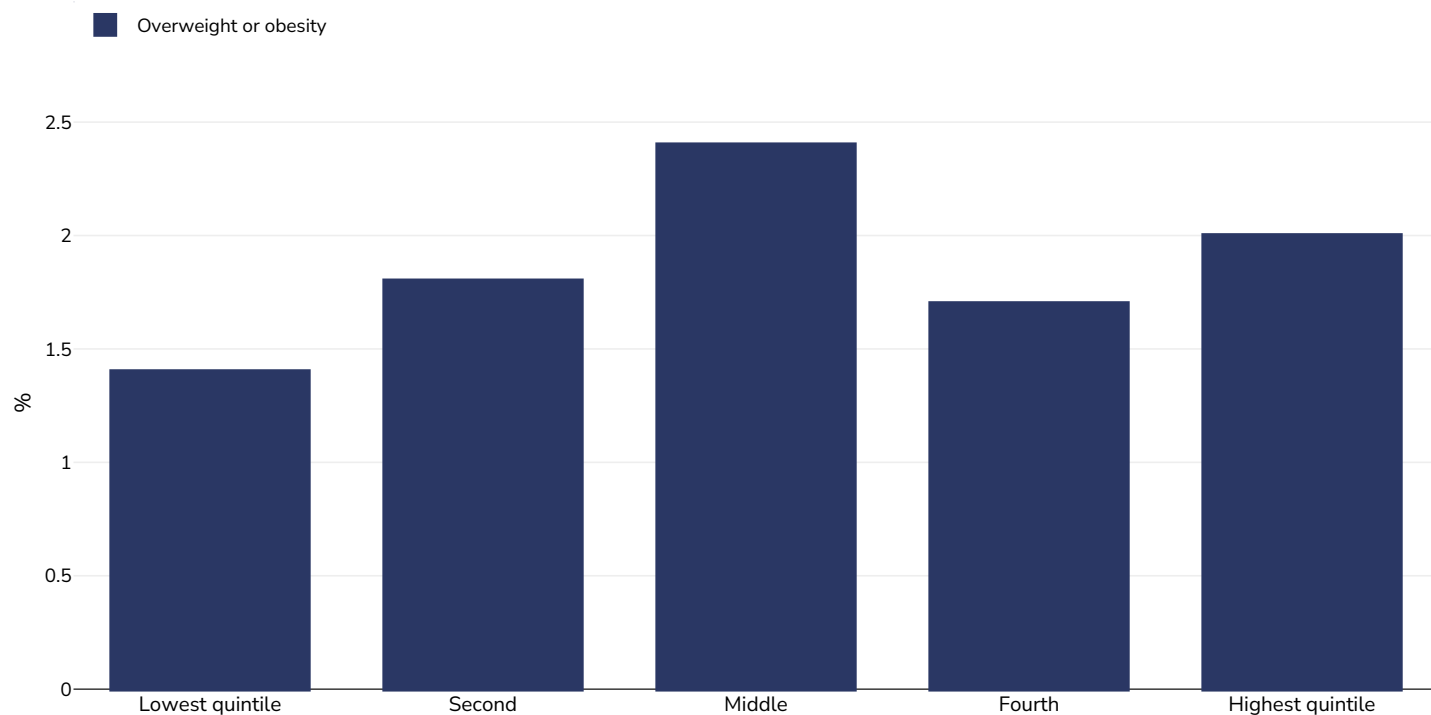
## Girls, 2011-2012



Survey type:	Measured
Age:	15-19
Sample size:	2282
Area covered:	National
References:	Benedict, Rukundo K., Allison Schmale, and Sorrel Namaste. 2018. Adolescent Nutrition 2000-2017: DHS Data on Adolescents Age 15-19. DHS Comparative Report No. 47. Rockville, Maryland, USA: ICF. Institut National de la Statistique et de l'Analyse Économique - INSAE/Bénin and ICF International. 2013. Enquête Démographique et de Santé du Bénin 2011-2012. Calverton, Maryland, USA: INSAE and ICF International.
Definitions:	BMI for age: between +1 SD and +2 SD is overweight and greater than +2 SD is obesity
Cutoffs:	WHO 2007



## Infants, 2017-2018



Survey type: Measured

Sample size: 12832

Area covered: National

References: Institut National de la Statistique et de l'Analyse Économique INSAE and ICF. 2019. Enquête Démographique et de Santé au Bénin, 2017-2018. Cotonou, Bénin and Rockville, Maryland, USA : INSAE and ICF.  
<https://www.dhsprogram.com/pubs/pdf/FR350/FR350.pdf>

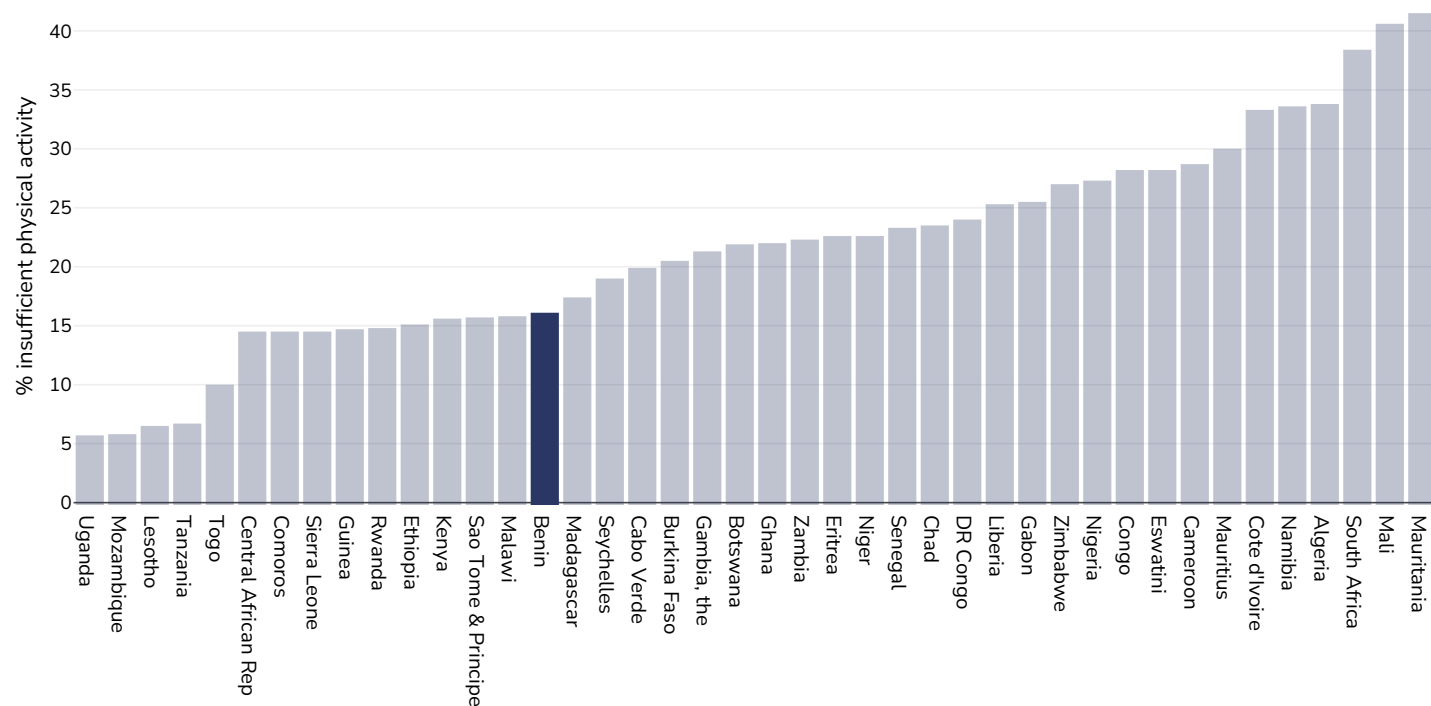
Notes: Infants.

Definitions: Weight for height. Overweight or obesity =  $>+2SD$

Cutoffs: Other

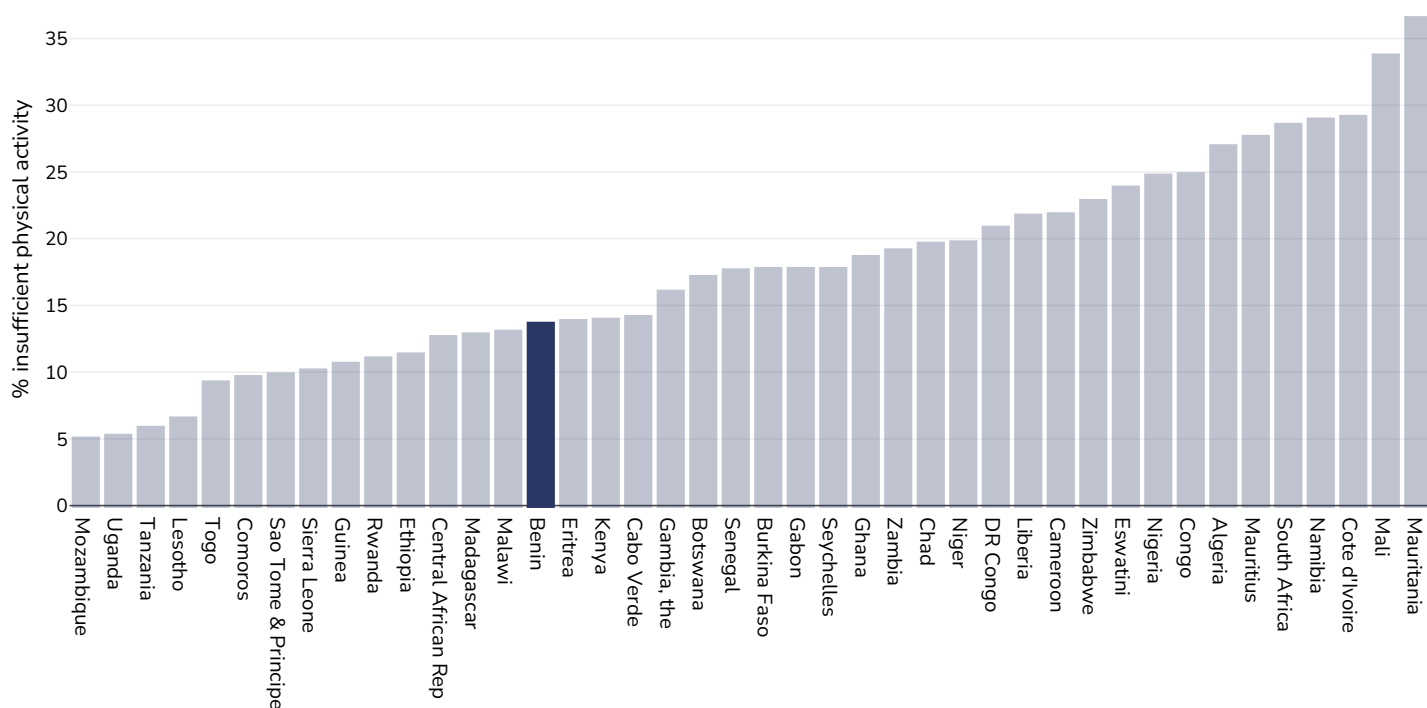
## Insufficient physical activity

### Adults, 2016



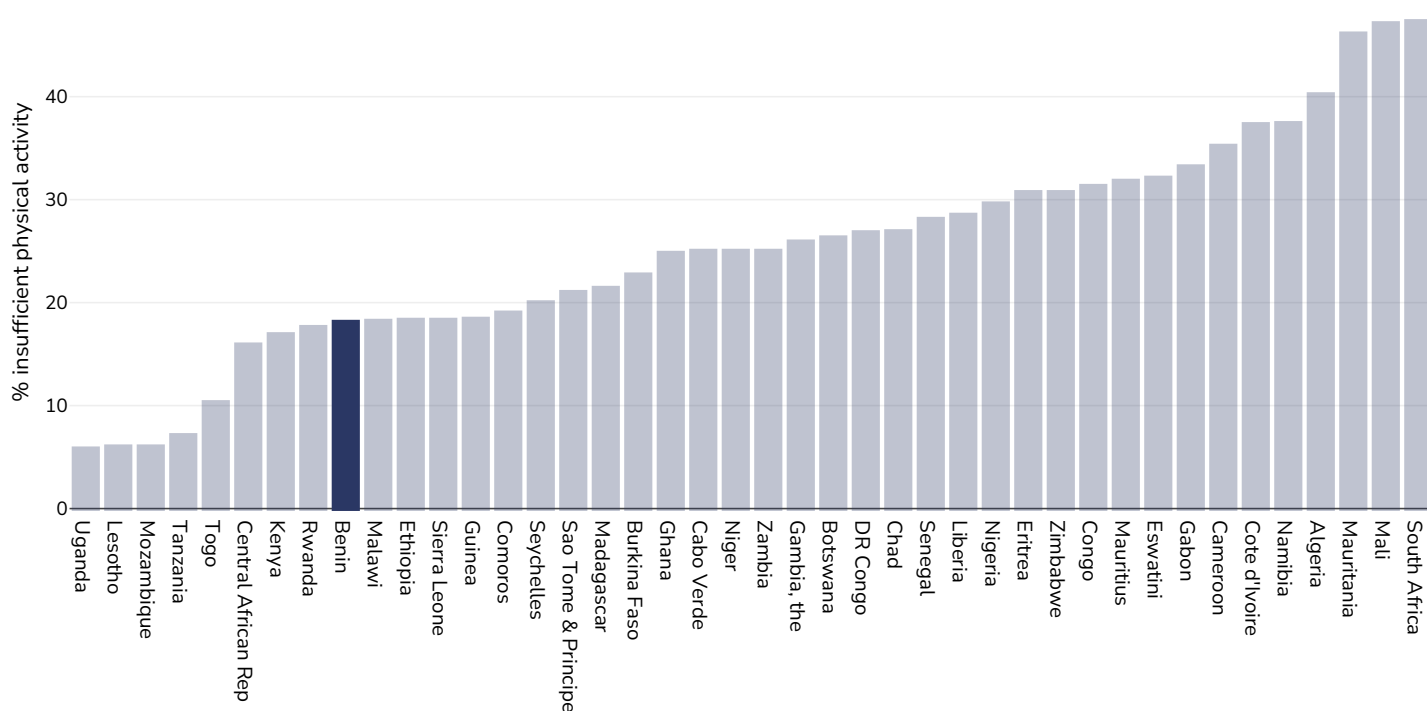
References: Guthold R, Stevens GA, Riley LM, Bull FC. Worldwide trends in insufficient physical activity from 2001 to 2016: a pooled analysis of 358 population-based surveys with 1.9 million participants. *Lancet* 2018 [http://dx.doi.org/10.1016/S2214-109X\(18\)30357-7](http://dx.doi.org/10.1016/S2214-109X(18)30357-7)

## Men, 2016



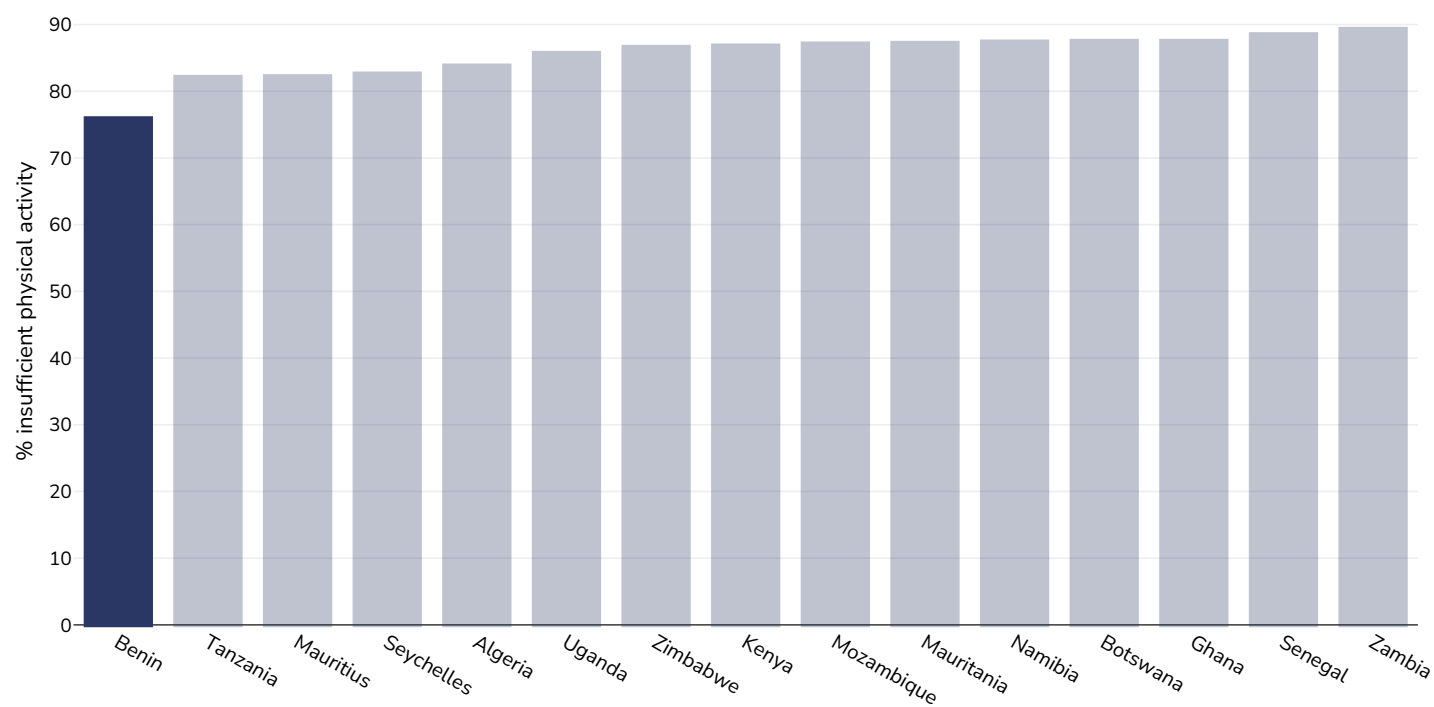
References: Guthold R, Stevens GA, Riley LM, Bull FC. Worldwide trends in insufficient physical activity from 2001 to 2016: a pooled analysis of 358 population-based surveys with 1.9 million participants. Lancet 2018 [http://dx.doi.org/10.1016/S2214-109X\(18\)30357-7](http://dx.doi.org/10.1016/S2214-109X(18)30357-7)

## Women, 2016



References: Guthold R, Stevens GA, Riley LM, Bull FC. Worldwide trends in insufficient physical activity from 2001 to 2016: a pooled analysis of 358 population-based surveys with 1.9 million participants. Lancet 2018 [http://dx.doi.org/10.1016/S2214-109X\(18\)30357-7](http://dx.doi.org/10.1016/S2214-109X(18)30357-7)

## Children, 2016



Survey type: Self-reported

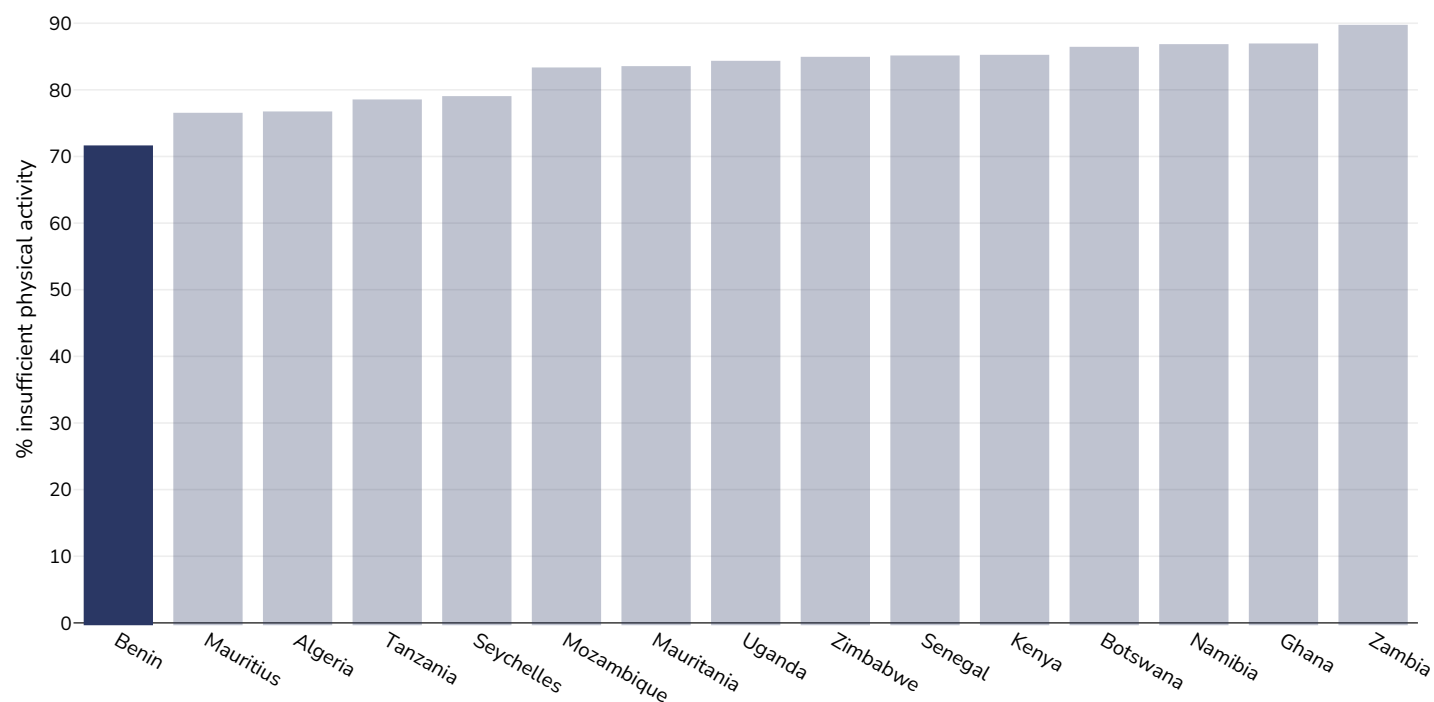
Age: 11-17

References: Global Health Observatory data repository, World Health Organisation, <https://apps.who.int/gho/data/node.main.A893ADO?lang=en> (last accessed 16.03.21)

Notes: % of school going adolescents not meeting WHO recommendations on Physical Activity for Health, i.e. doing less than 60 minutes of moderate- to vigorous-intensity physical activity daily.

Definitions: % Adolescents insufficiently active (age standardised estimate)

## Boys, 2016



Survey type: Self-reported

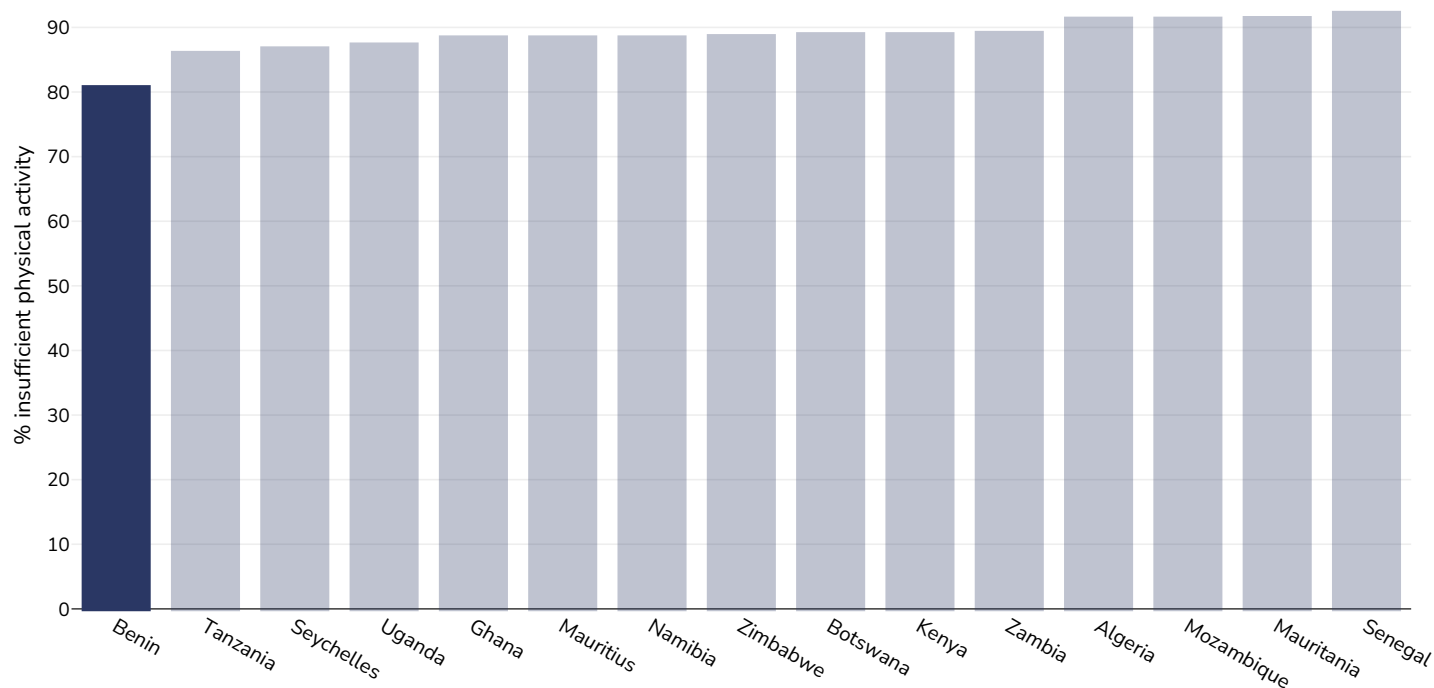
Age: 11-17

References: Global Health Observatory data repository, World Health Organisation, <https://apps.who.int/gho/data/node.main.A893ADO?lang=en> (last accessed 16.03.21)

Notes: % of school going adolescents not meeting WHO recommendations on Physical Activity for Health, i.e. doing less than 60 minutes of moderate- to vigorous-intensity physical activity daily.

Definitions: % Adolescents insufficiently active (age standardised estimate)

## Girls, 2016



Survey type: Self-reported

Age: 11-17

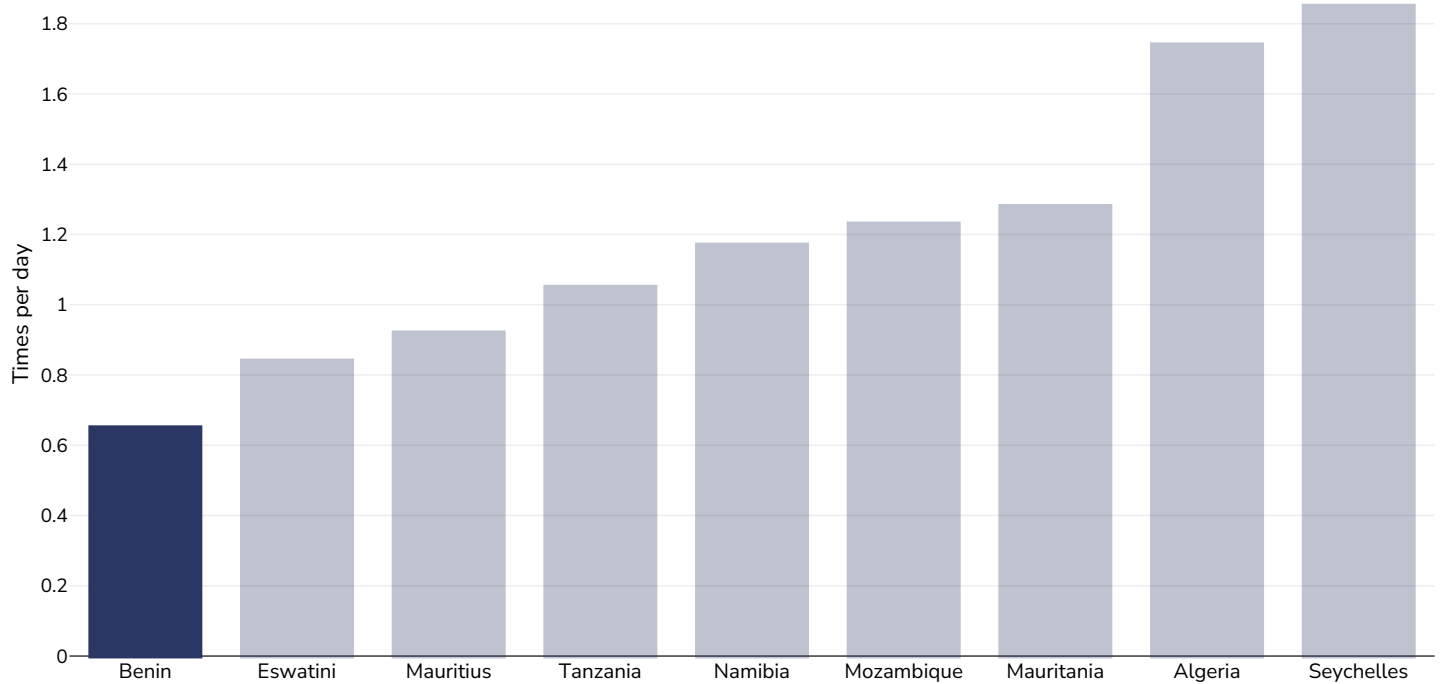
References: Global Health Observatory data repository, World Health Organisation, <https://apps.who.int/gho/data/node.main.A893ADO?lang=en> (last accessed 16.03.21)

Notes: % of school going adolescents not meeting WHO recommendations on Physical Activity for Health, i.e. doing less than 60 minutes of moderate- to vigorous-intensity physical activity daily.

Definitions: % Adolescents insufficiently active (age standardised estimate)

## Average daily frequency of carbonated soft drink consumption

### Children, 2009-2015



Survey type:

Measured

Age:

12-17

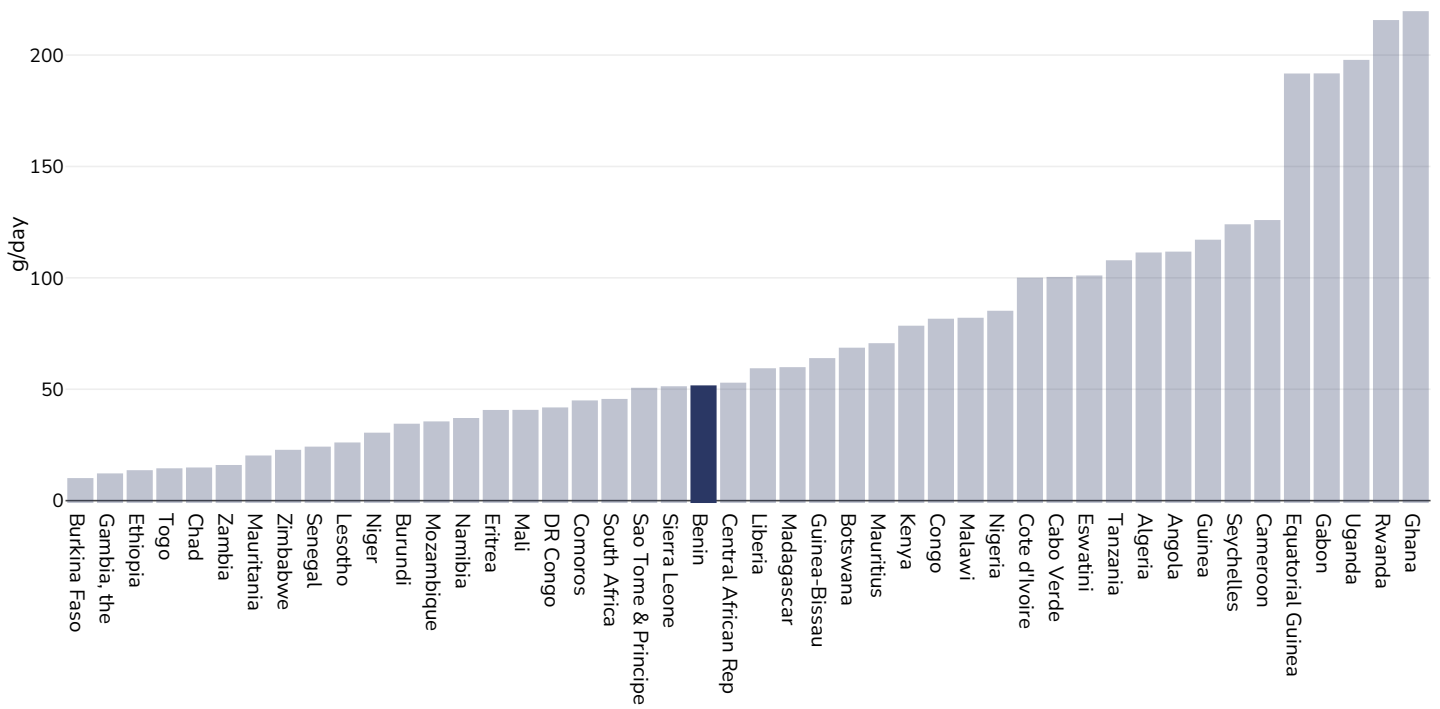
References:

Beal et al. (2019). Global Patterns of Adolescent Fruit, Vegetable, Carbonated Soft Drink, and Fast-food consumption: A meta-analysis of global school-based student health surveys. Food and Nutrition Bulletin. <https://doi.org/10.1177/0379572119848287> sourced from Food Systems Dashboard <http://www.foodsystemsdashboard.org/food-system>



## Estimated per capita fruit intake

Adults, 2017



Survey type:

Measured

Age:

25+

References:

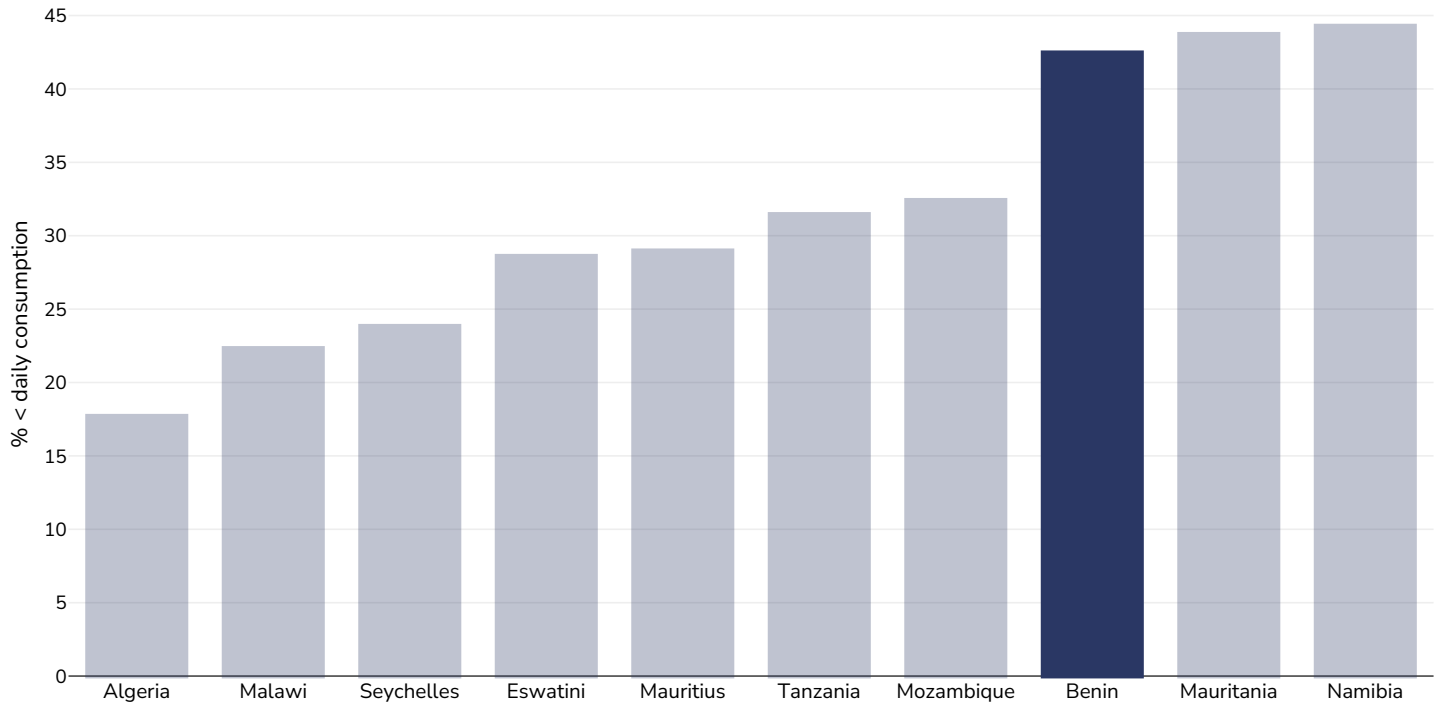
Global Burden of Disease, the Institute for Health Metrics and Evaluation <http://ghdx.healthdata.org/>

Definitions:

Estimated per-capita fruit intake (g/day)

## Prevalence of less than daily fruit consumption

### Children, 2009-2015



Survey type: Measured

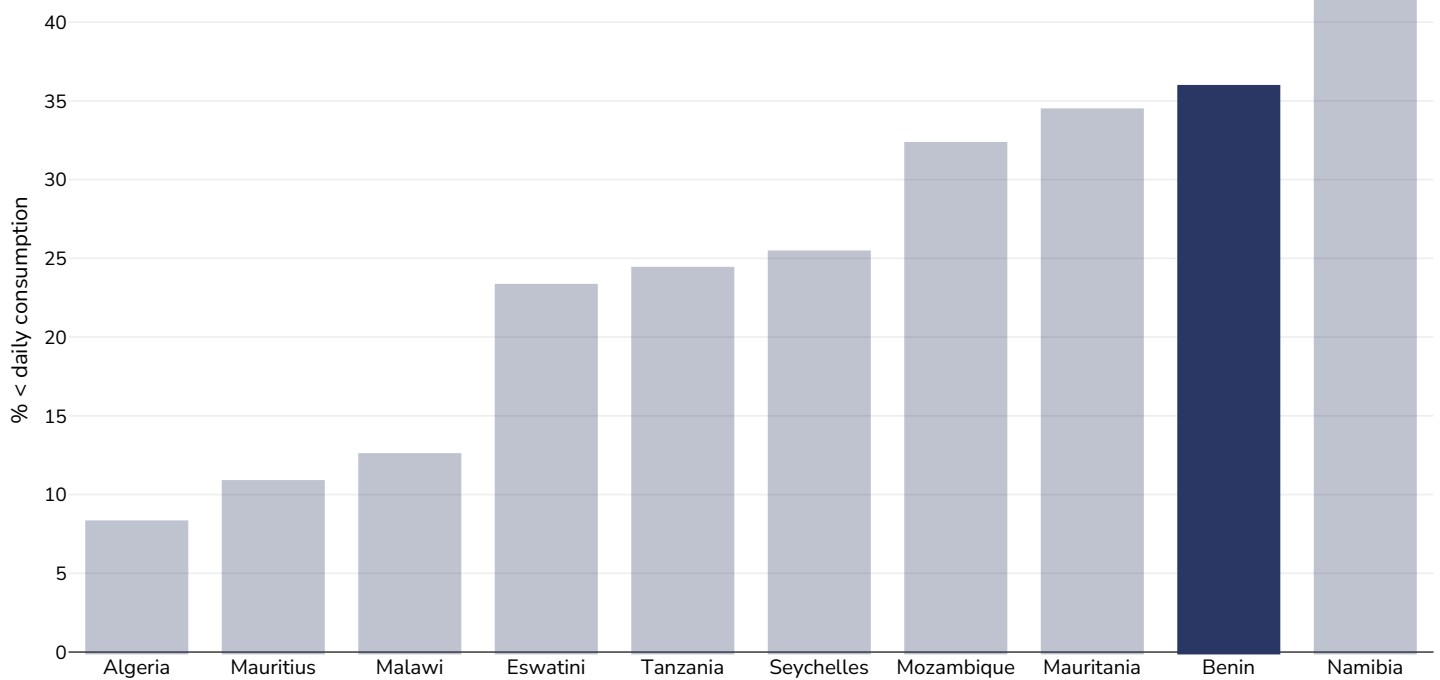
Age: 12-17

References: Global School-based Student Health Surveys. Beal et al (2019). Global Patterns of Adolescent Fruit, Vegetable, Carbonated Soft Drink, and Fast-food consumption: A meta-analysis of global school-based student health surveys. Food and Nutrition Bulletin. <https://doi.org/10.1177/0379572119848287>. Sourced from Food Systems Dashboard <http://www.foodsystemsdashboard.org/food-system>

Definitions: Prevalence of less-than-daily fruit consumption (% less-than-daily fruit consumption)

## Prevalence of less than daily vegetable consumption

### Children, 2009-2015



Survey type: Measured

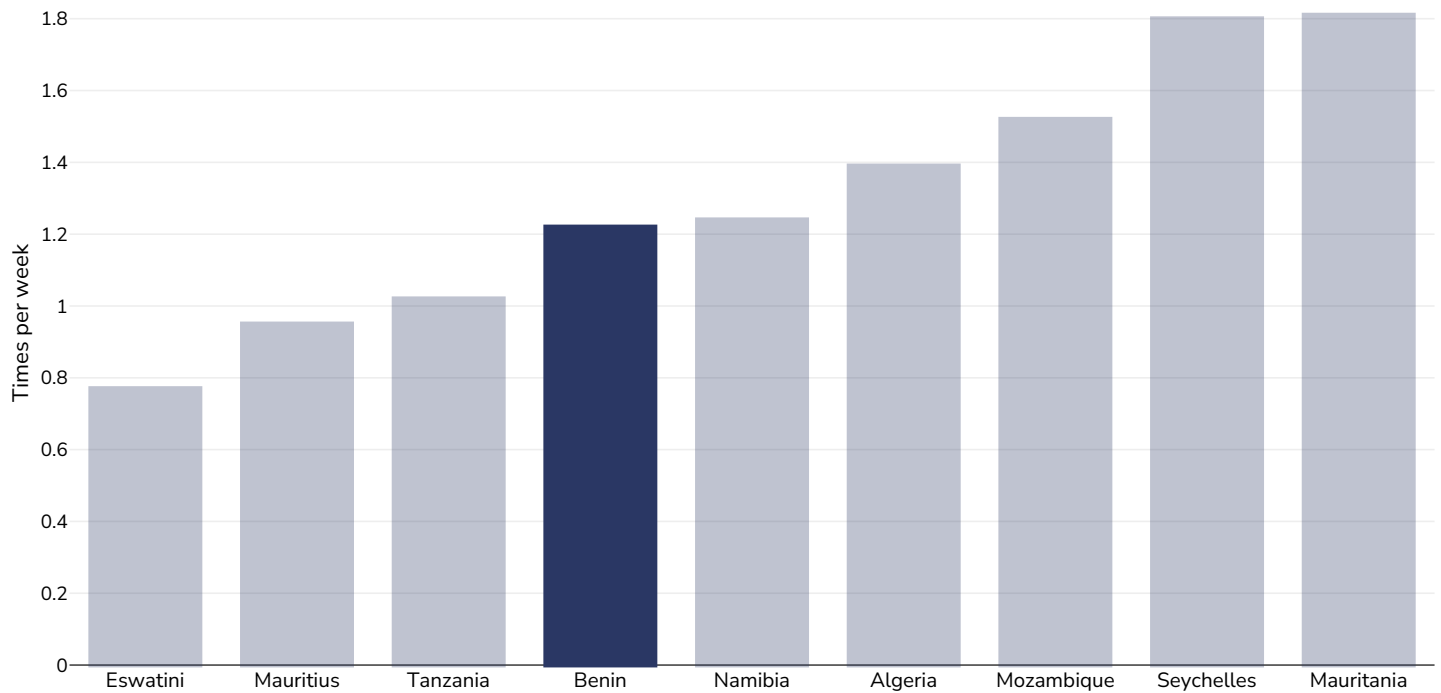
Age: 12-17

References: Beal et al. (2019). Global Patterns of Adolescent Fruit, Vegetable, Carbonated Soft Drink, and Fast-food consumption: A meta-analysis of global school-based student health surveys. Food and Nutrition Bulletin. <https://doi.org/10.1177/0379572119848287> sourced from Food Systems Dashboard <http://www.foodsystemsdashboard.org/food-system>

Definitions: Prevalence of less-than-daily vegetable consumption (% less-than-daily vegetable consumption)

## Average weekly frequency of fast food consumption

### Children, 2009-2015

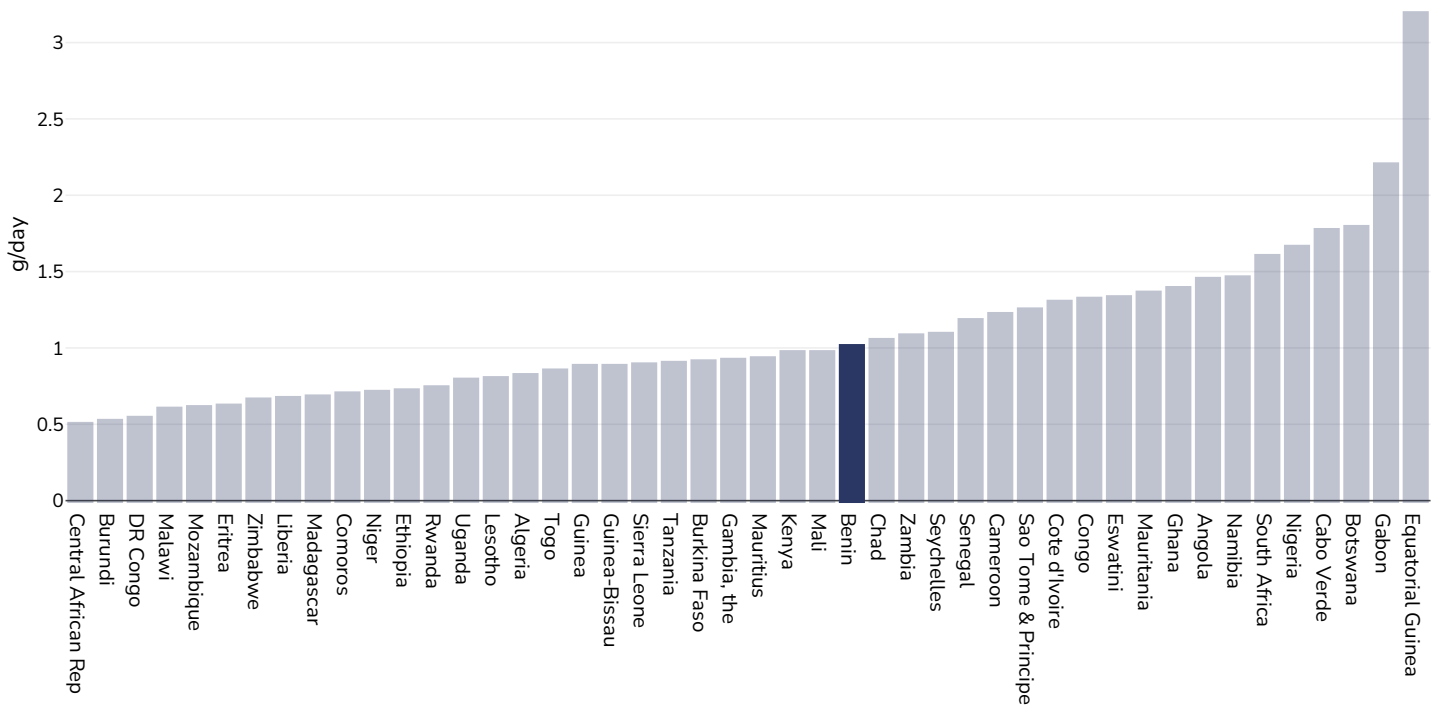


Age: 12-17

References: Beal et al. (2019). Global Patterns of Adolescent Fruit, Vegetable, Carbonated Soft Drink, and Fast-food consumption: A meta-analysis of global school-based student health surveys. Food and Nutrition Bulletin. <https://doi.org/10.1177/0379572119848287> sourced from Food Systems Dashboard <http://www.foodsystemsdashboard.org/food-system>

## Estimated per-capita processed meat intake

Adults, 2017



Survey type: Measured

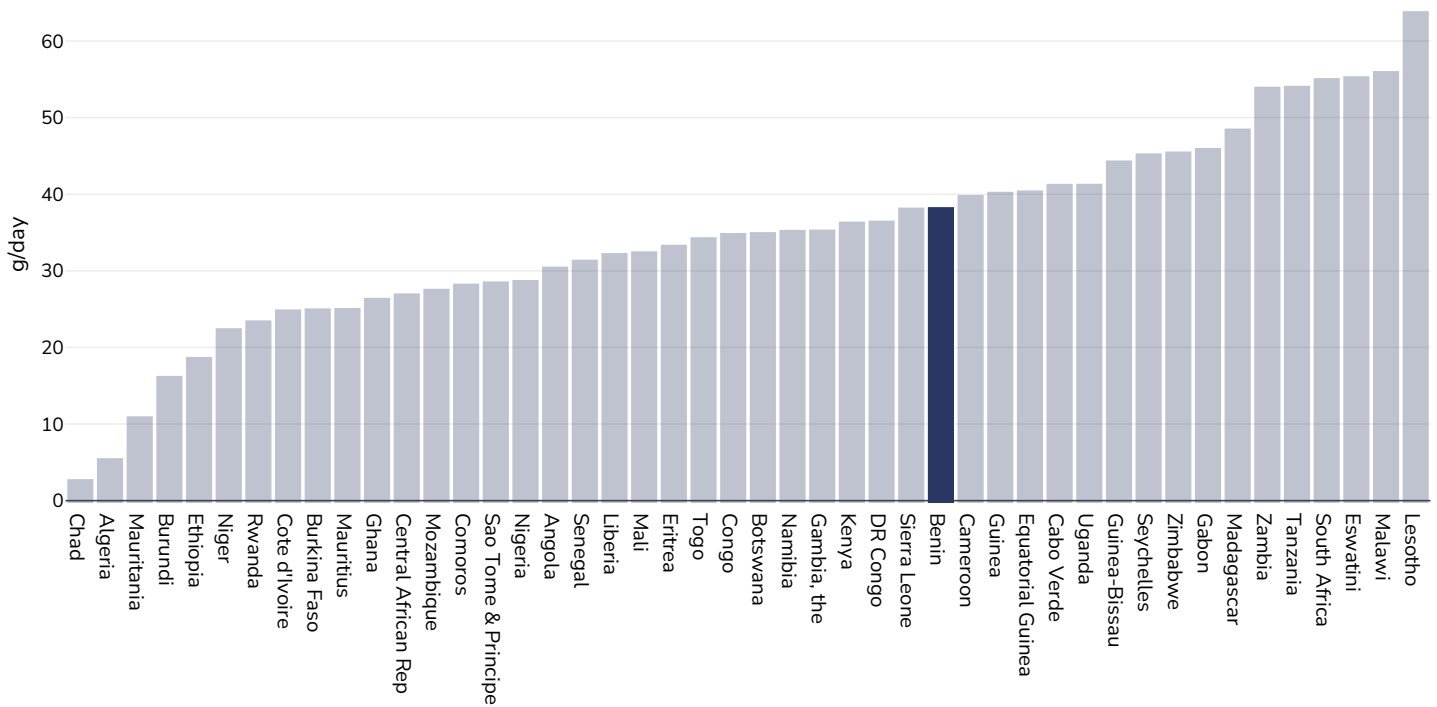
Age: 25+

References: Global Burden of Disease, the Institute for Health Metrics and Evaluation <http://ghdx.healthdata.org/>

Definitions: Estimated per-capita processed meat intake (g per day)

## Estimated per capita whole grains intake

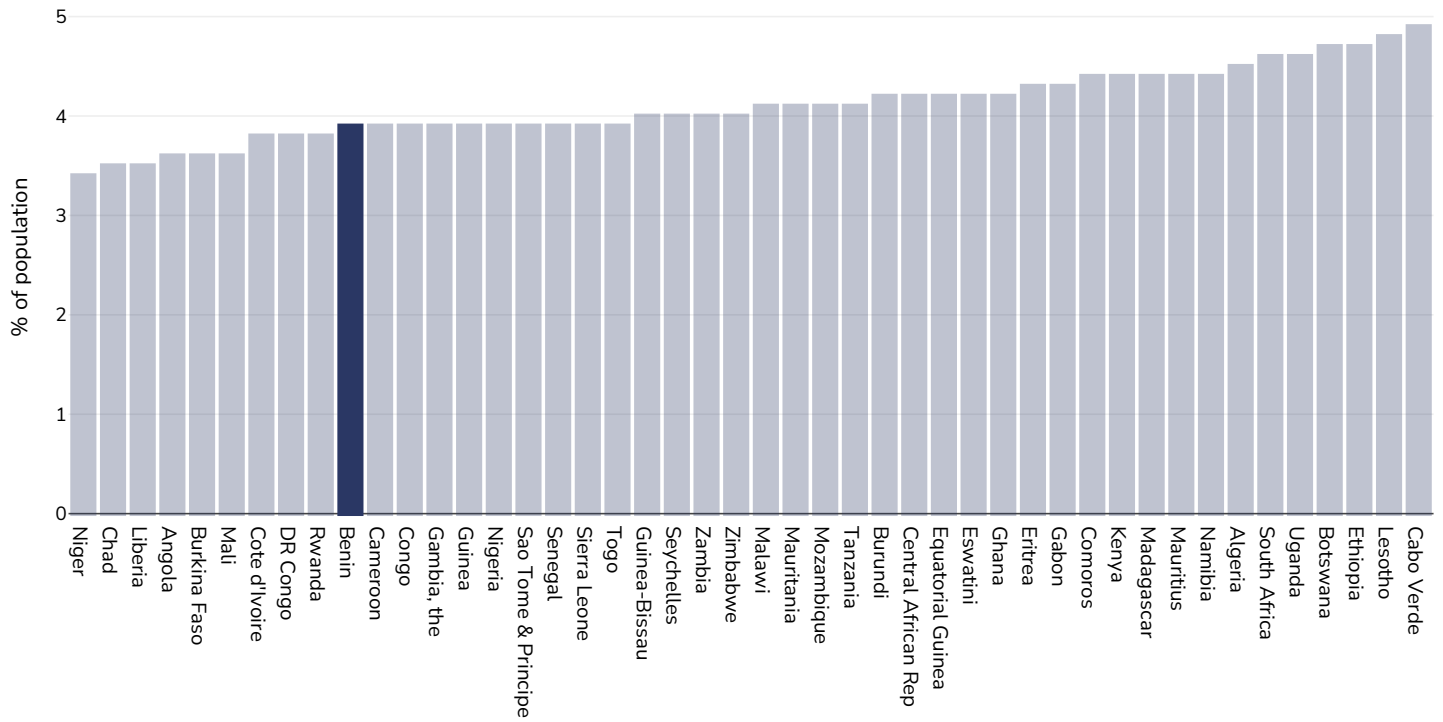
Adults, 2017



Survey type:	Measured
Age:	25+
References:	Global Burden of Disease, the Institute for Health Metrics and Evaluation <a href="http://ghdx.healthdata.org/">http://ghdx.healthdata.org/</a>
Definitions:	Estimated per-capita whole grains intake (g/day)

## Mental health - depression disorders

### Adults, 2015

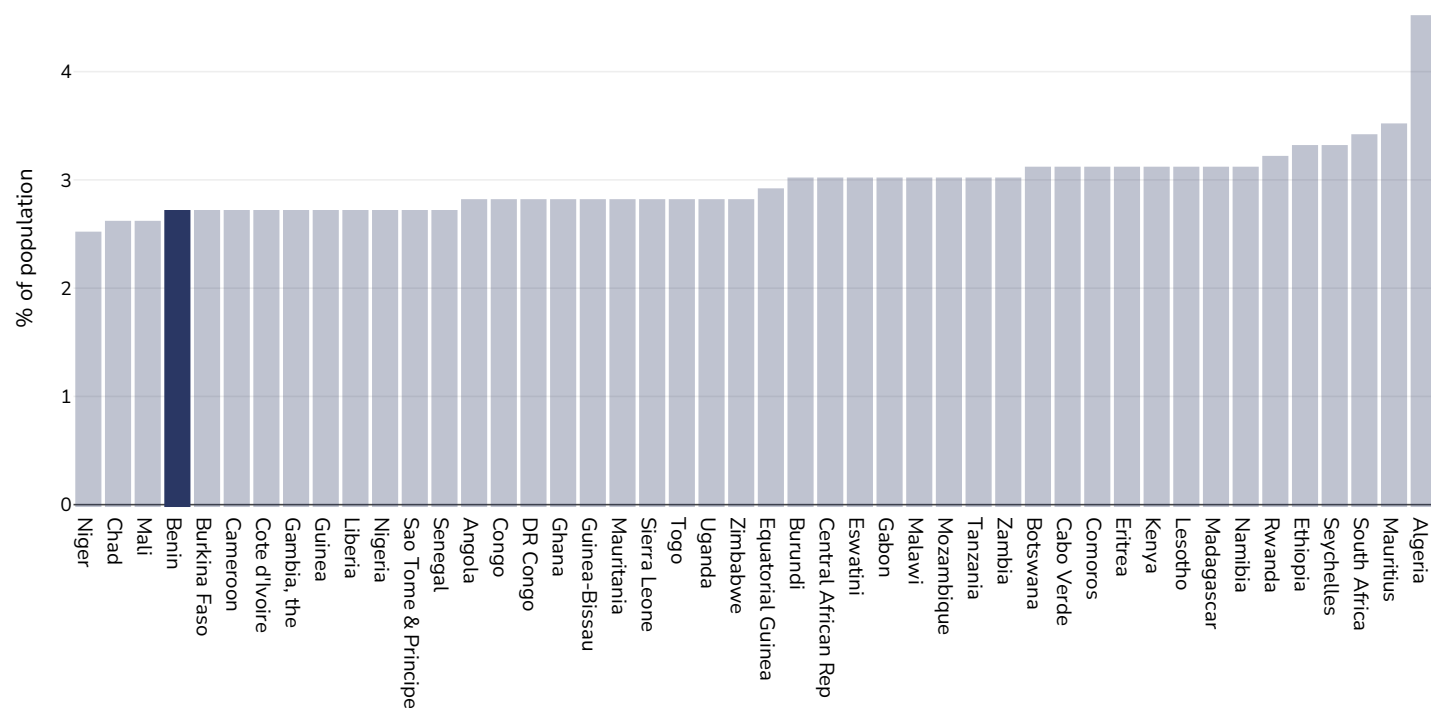


References: Prevalence data from Global Burden of Disease study 2015 (<http://ghdx.healthdata.org>) published in: Depression and Other Common Mental Disorders: Global Health Estimates. Geneva:World Health Organization; 2017. Licence: CC BY-NC-SA 3.0 IGO.

Definitions: % of population with depression disorders

## Mental health - anxiety disorders

Adults, 2015



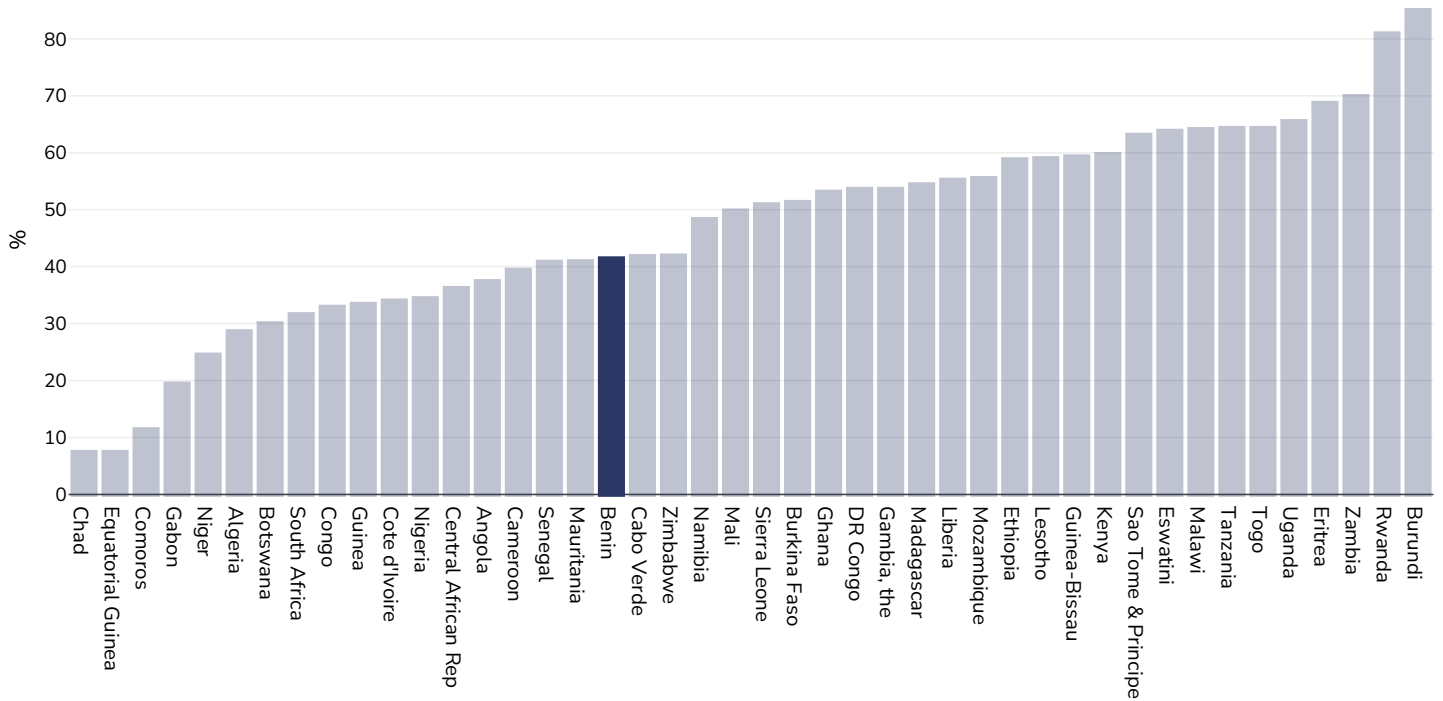
References: Prevalence data from Global Burden of Disease study 2015 (<http://ghdx.healthdata.org>) published in: Depression and Other Common Mental Disorders: Global Health Estimates. Geneva:World Health Organization; 2017. Licence: CC BY-NC-SA 3.0 IGO.

Definitions: % of population with anxiety disorders



## % Infants exclusively breastfed 0-5 months

### Infants, 2010-2023




References: Enquête Démographique et de Santé au Bénin, 2017-2018. Cotonou, Bénin et Rockville, Maryland, USA : INSAE et ICF

Notes: Full details are available. Original citation United Nations Children's Fund, Division of Data, Analysis, Planning and Monitoring (2023). Global UNICEF Global Databases: Infant and Young Child Feeding: Exclusive breastfeeding, New York, October 2023.

## Oesophageal cancer

Men, 2022




Age: 20+

Area covered: National

References: Ferlay J, Ervik M, Lam F, Laversanne M, Colombet M, Mery L, Piñeros M, Znaor A, Soerjomataram I, Bray F (2024). Global Cancer Observatory: Cancer Today. Lyon, France: International Agency for Research on Cancer. Available from: <https://gco.iarc.who.int/today>, accessed [16.07.24]

Definitions: Incidence per 100,000

## Women, 2022



Age: 20+

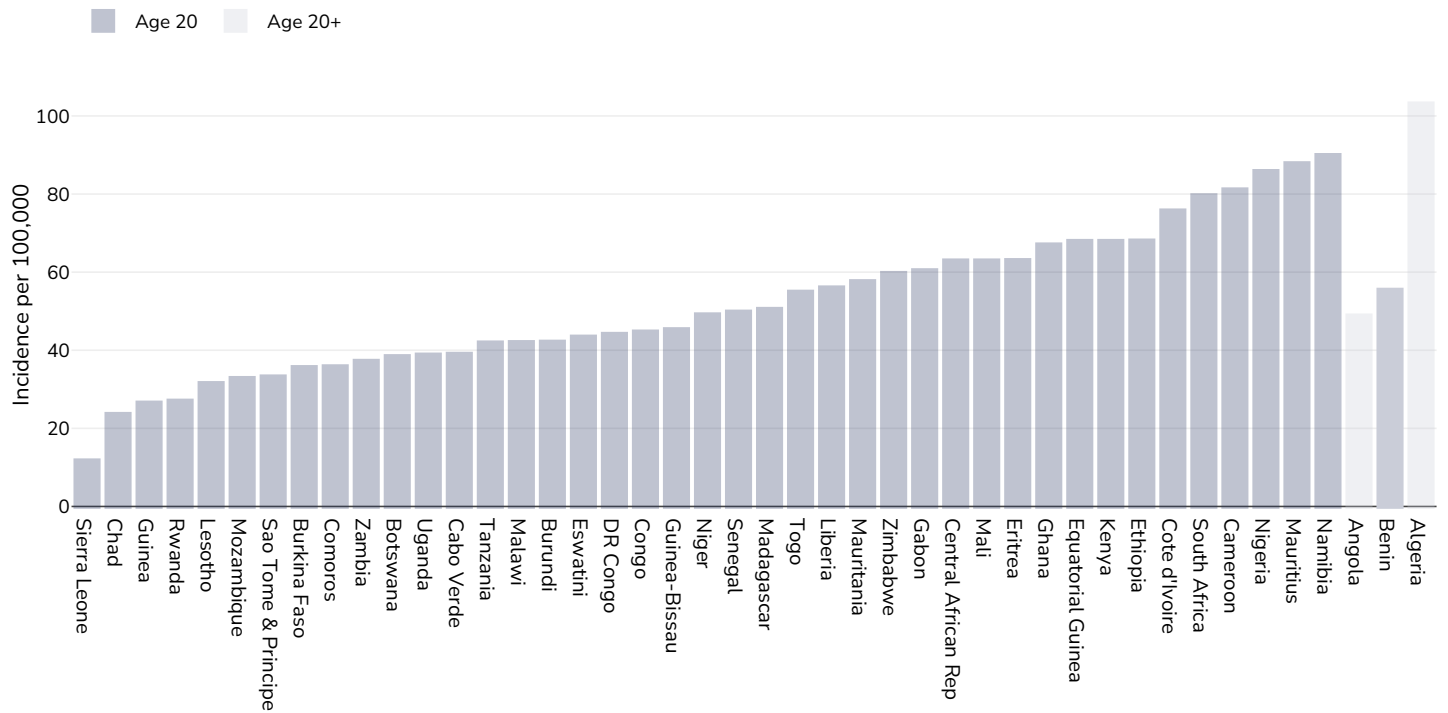
Area covered: National

References: Ferlay J, Ervik M, Lam F, Laversanne M, Colombet M, Mery L, Piñeros M, Znaor A, Soerjomataram I, Bray F (2024). Global Cancer Observatory: Cancer Today. Lyon, France: International Agency for Research on Cancer. Available from: <https://gco.iarc.who.int/today>, accessed [16.07.24]

Definitions: Incidence per 100,000

## Breast cancer

### Women, 2022




Area covered: National

References: Ferlay J, Ervik M, Lam F, Laversanne M, Colombet M, Mery L, Piñeros M, Znaor A, Soerjomataram I, Bray F (2024). Global Cancer Observatory: Cancer Today. Lyon, France: International Agency for Research on Cancer. Available from: <https://gco.iarc.who.int/today>, accessed [16.07.24]

Definitions: Incidence per 100,000

## Colorectal cancer

### Men, 2022




Age: 20+

Area covered: National

References: Ferlay J, Ervik M, Lam F, Laversanne M, Colombet M, Mery L, Piñeros M, Znaor A, Soerjomataram I, Bray F (2024). Global Cancer Observatory: Cancer Today. Lyon, France: International Agency for Research on Cancer. Available from: <https://gco.iarc.who.int/today>, accessed [16.07.24]

Definitions: Incidence per 100,000

## Women, 2022



Age: 20+


Area covered: National

References: Ferlay J, Ervik M, Lam F, Laversanne M, Colombet M, Mery L, Piñeros M, Znaor A, Soerjomataram I, Bray F (2024). Global Cancer Observatory: Cancer Today. Lyon, France: International Agency for Research on Cancer. Available from: <https://gco.iarc.who.int/today>, accessed [16.07.24]

Definitions: Incidence per 100,000

## Pancreatic cancer

Men, 2022




Age: 20+

Area covered: National

References: Ferlay J, Ervik M, Lam F, Laversanne M, Colombet M, Mery L, Piñeros M, Znaor A, Soerjomataram I, Bray F (2024). Global Cancer Observatory: Cancer Today. Lyon, France: International Agency for Research on Cancer. Available from: <https://gco.iarc.who.int/today>, accessed [16.07.24]

Definitions: Incidence per 100,000

## Women, 2022



Age: 20+

Area covered: National


References: Ferlay J, Ervik M, Lam F, Laversanne M, Colombet M, Mery L, Piñeros M, Znaor A, Soerjomataram I, Bray F (2024). Global Cancer Observatory: Cancer Today. Lyon, France: International Agency for Research on Cancer. Available from: <https://gco.iarc.who.int/today>, accessed [16.07.24]

Definitions: Incidence per 100,000



## Gallbladder cancer

Men, 2022




Age: 20+

Area covered: National

References: Ferlay J, Ervik M, Lam F, Laversanne M, Colombet M, Mery L, Piñeros M, Znaor A, Soerjomataram I, Bray F (2024). Global Cancer Observatory: Cancer Today. Lyon, France: International Agency for Research on Cancer. Available from: <https://gco.iarc.who.int/today>, accessed [16.07.24]

Definitions: Incidence per 100,000

## Women, 2022



Age: 20+


Area covered: National

References: Ferlay J, Ervik M, Lam F, Laversanne M, Colombet M, Mery L, Piñeros M, Znaor A, Soerjomataram I, Bray F (2024). Global Cancer Observatory: Cancer Today. Lyon, France: International Agency for Research on Cancer. Available from: <https://gco.iarc.who.int/today>, accessed [16.07.24]

Definitions: Incidence per 100,000

## Kidney cancer

Men, 2022




Age: 20+

Area covered: National

References: Ferlay J, Ervik M, Lam F, Laversanne M, Colombet M, Mery L, Piñeros M, Znaor A, Soerjomataram I, Bray F (2024). Global Cancer Observatory: Cancer Today. Lyon, France: International Agency for Research on Cancer. Available from: <https://gco.iarc.who.int/today>, accessed [16.07.24]

Definitions: Incidence per 100,000

## Women, 2022



Age: 20+


Area covered: National

References: Ferlay J, Ervik M, Lam F, Laversanne M, Colombet M, Mery L, Piñeros M, Znaor A, Soerjomataram I, Bray F (2024). Global Cancer Observatory: Cancer Today. Lyon, France: International Agency for Research on Cancer. Available from: <https://gco.iarc.who.int/today>, accessed [16.07.24]

Definitions: Incidence per 100,000

## Cancer of the uterus

### Women, 2022



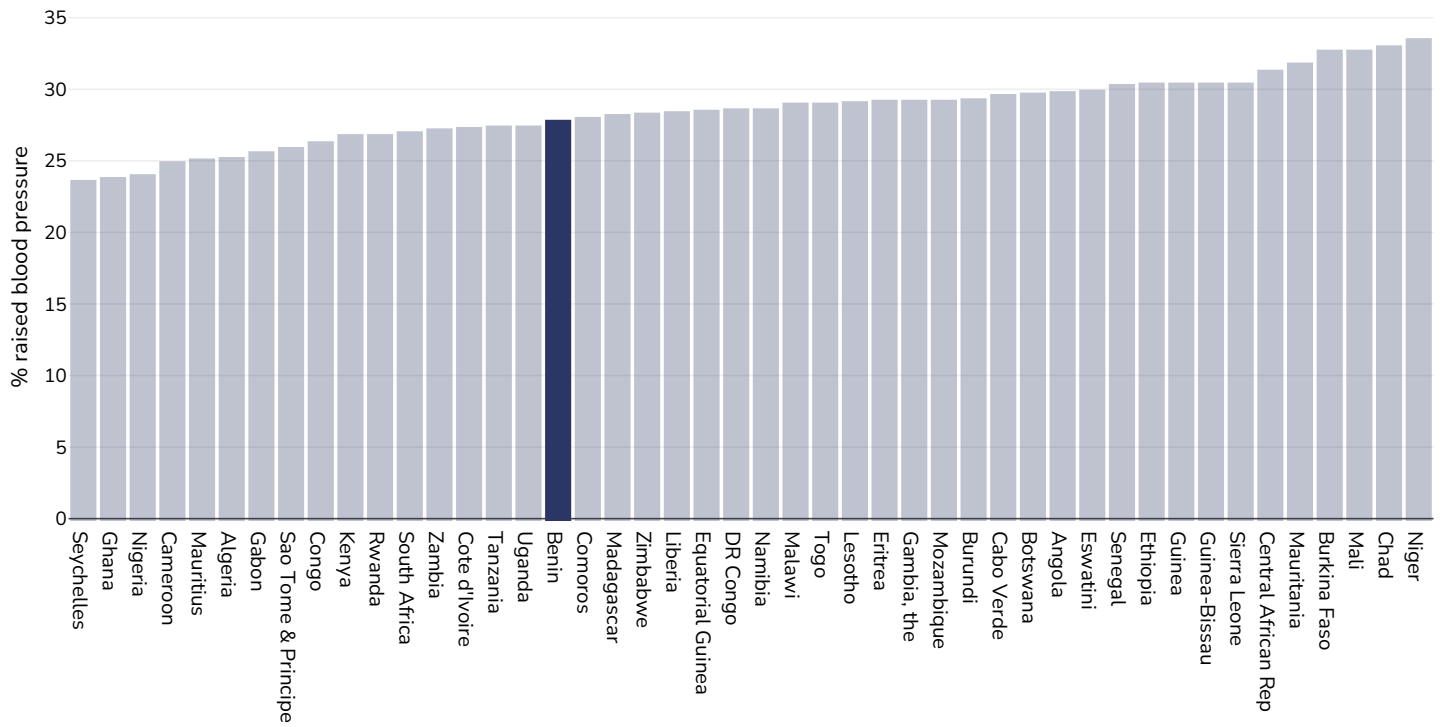
Age: 20+

References: Ferlay J, Ervik M, Lam F, Laversanne M, Colombet M, Mery L, Piñeros M, Znaor A, Soerjomataram I, Bray F (2024). Global Cancer Observatory: Cancer Today. Lyon, France: International Agency for Research on Cancer. Available from: <https://gco.iarc.who.int/today>, accessed [16.07.24]

Definitions: Incidence per 100,000

## Raised blood pressure

### Adults, 2015



References:

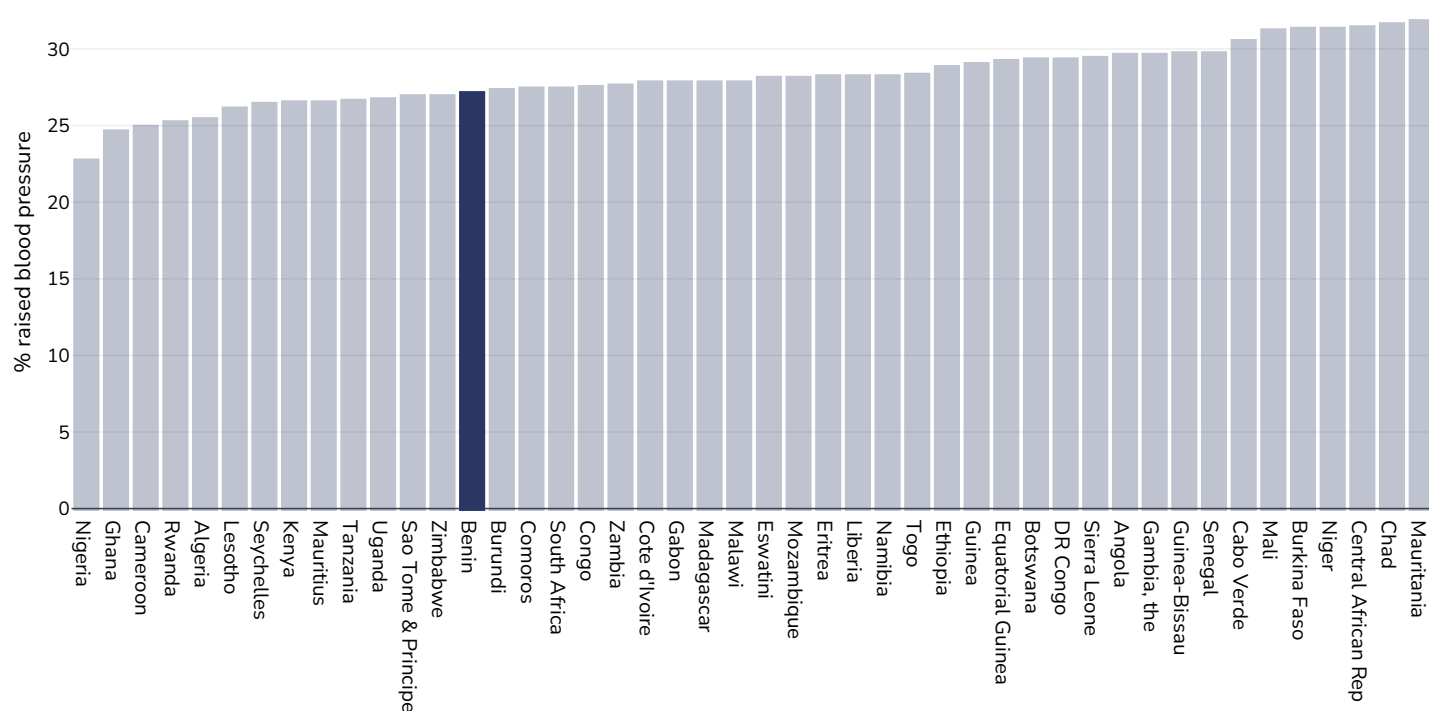
Global Health Observatory data repository, World Health Organisation,

<http://apps.who.int/gho/data/node.main.A875?lang=en>

Definitions:

Age Standardised estimated % Raised blood pressure 2015 (SBP $\geq$ 140 OR DBP $\geq$ 90).

## Men, 2015



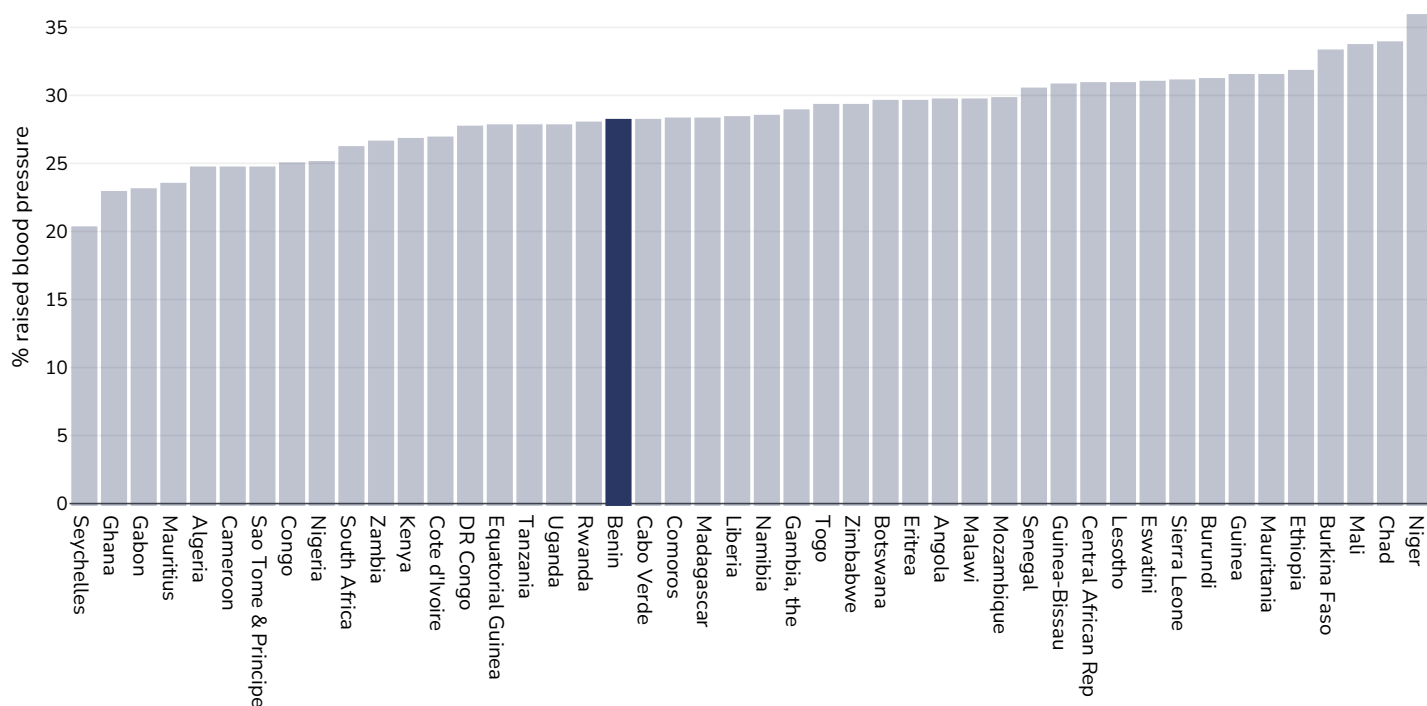
References:

Global Health Observatory data repository, World Health Organisation,  
<http://apps.who.int/gho/data/node.main.A875?lang=en>

Definitions:

Age Standardised estimated % Raised blood pressure 2015 (SBP>=140 OR DBP>=90).

## Women, 2015



References:

Global Health Observatory data repository, World Health Organisation,  
<http://apps.who.int/gho/data/node.main.A875?lang=en>

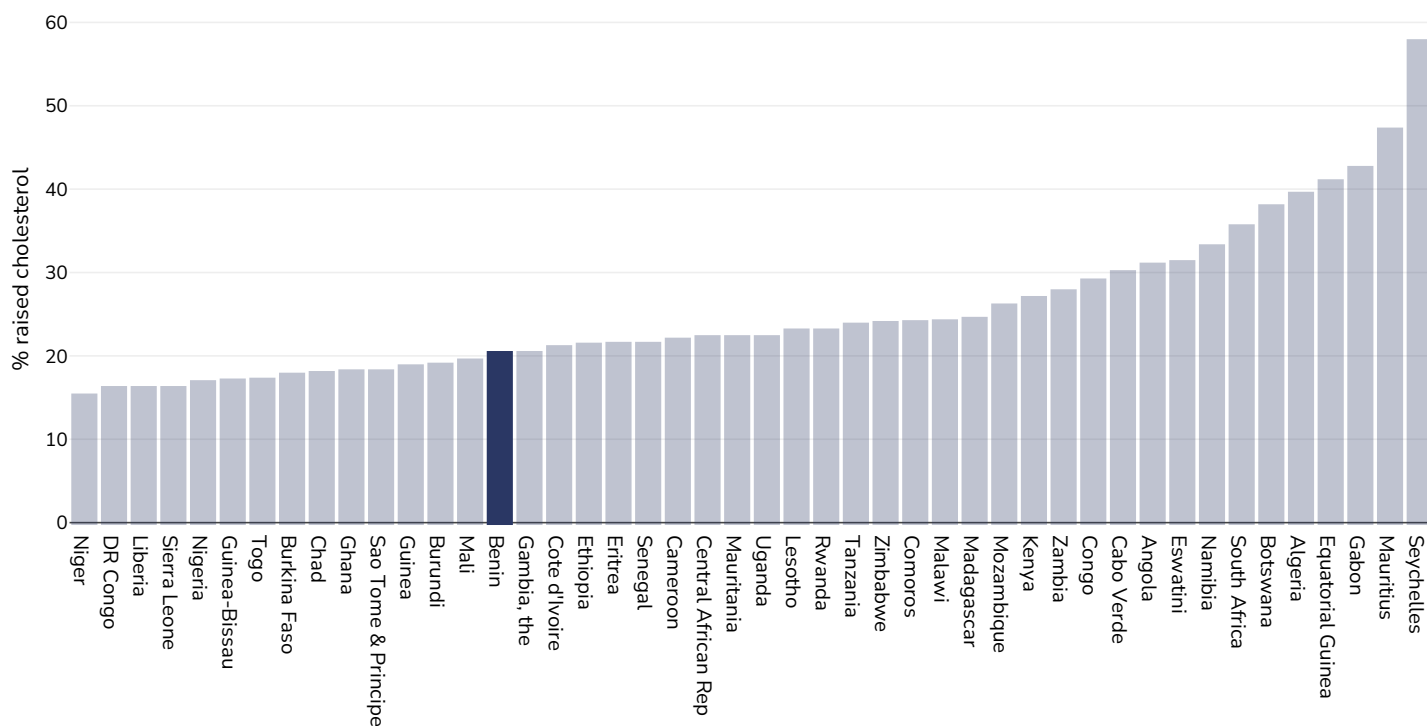
Definitions:

Age Standardised estimated % Raised blood pressure 2015 (SBP>=140 OR DBP>=90).



## Raised cholesterol

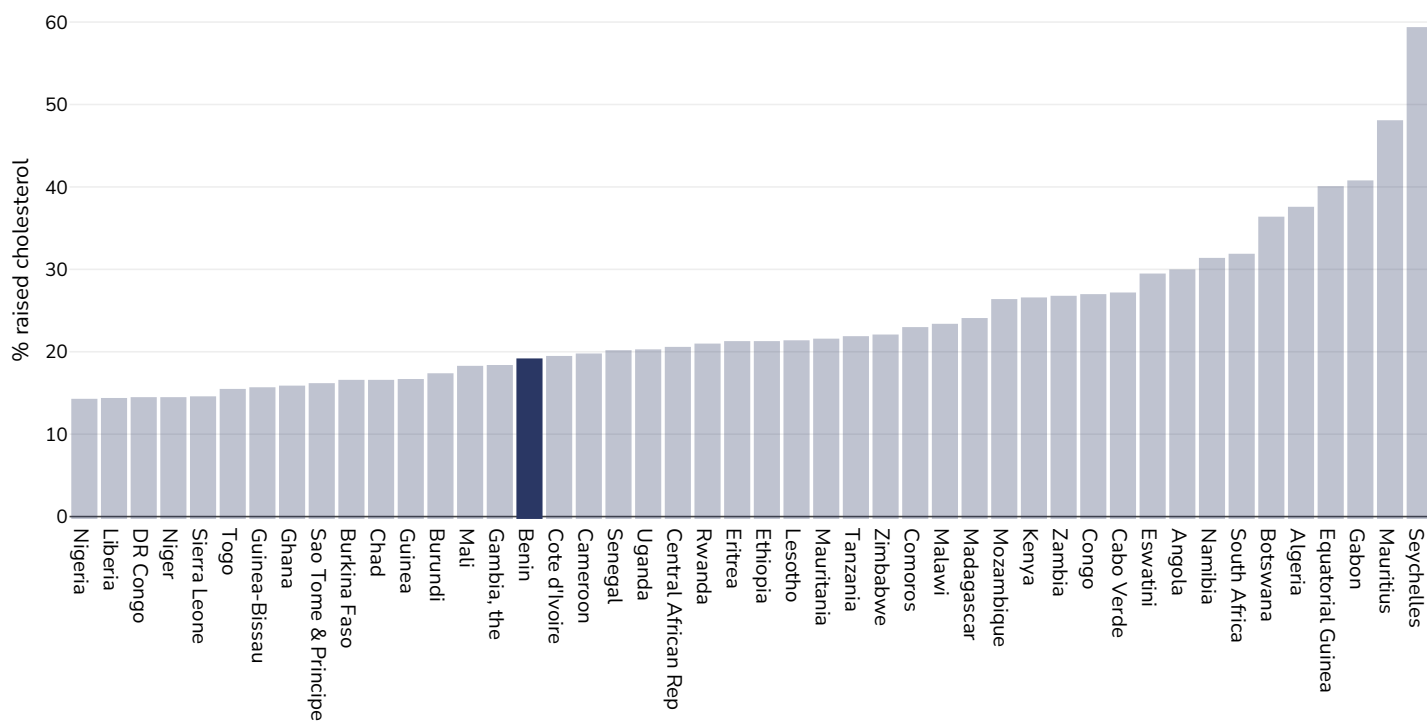
### Adults, 2008



References: Global Health Observatory data repository, World Health Organisation, <http://apps.who.int/gho/data/node.main.A885>

Definitions: % Raised total cholesterol ( $\geq 5.0$  mmol/L) (age-standardized estimate).

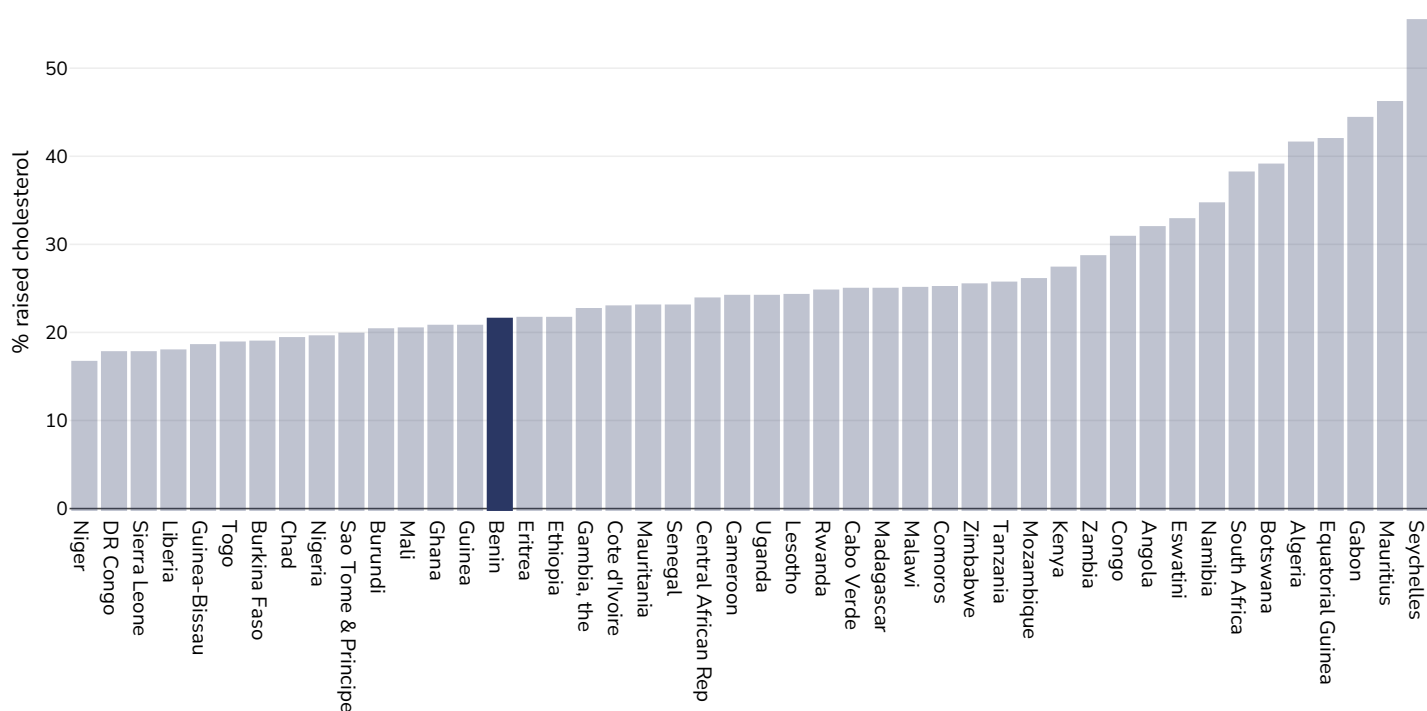
## Men, 2008



References: Global Health Observatory data repository, World Health Organisation, <http://apps.who.int/gho/data/node.main.A885>

Definitions: % Raised total cholesterol ( $\geq 5.0$  mmol/L) (age-standardized estimate).

## Women, 2008

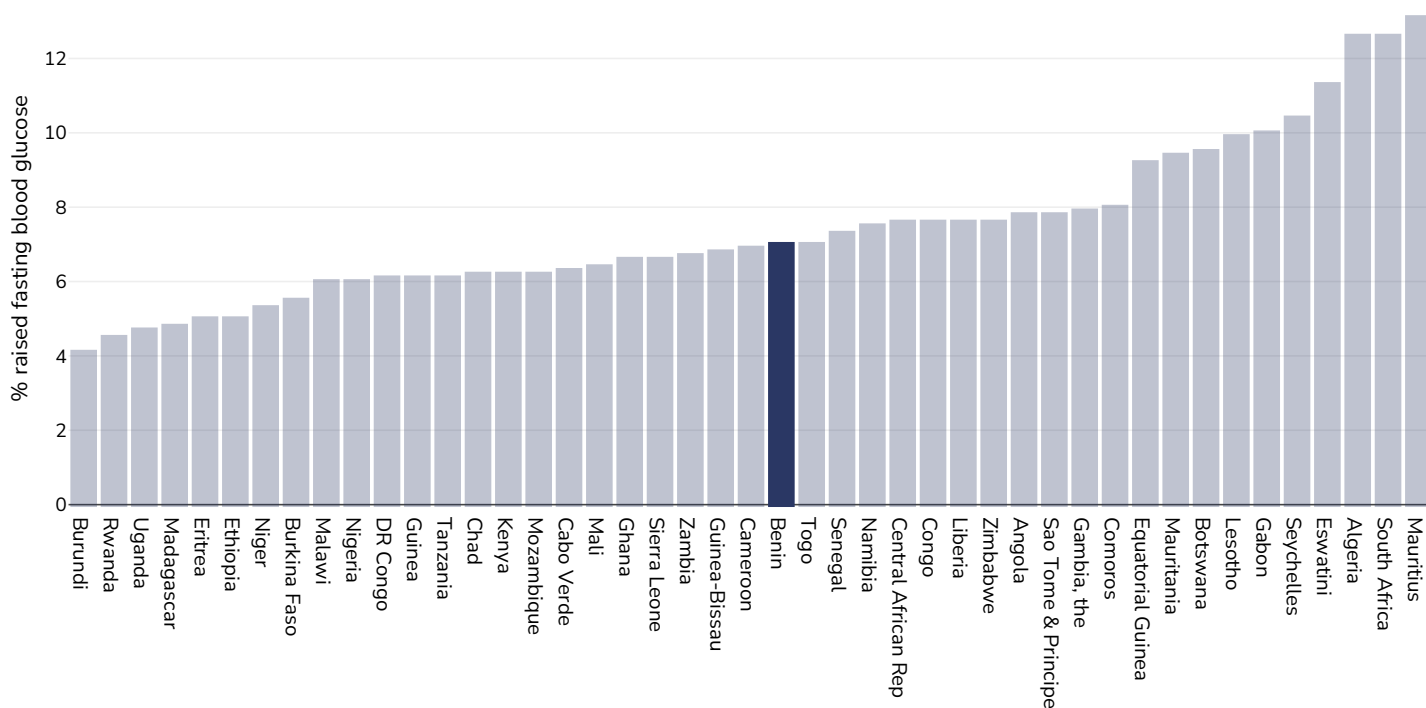


References: Global Health Observatory data repository, World Health Organisation, <http://apps.who.int/gho/data/node.main.A885>

Definitions: % Raised total cholesterol ( $\geq 5.0$  mmol/L) (age-standardized estimate).

## Raised fasting blood glucose

Men, 2014



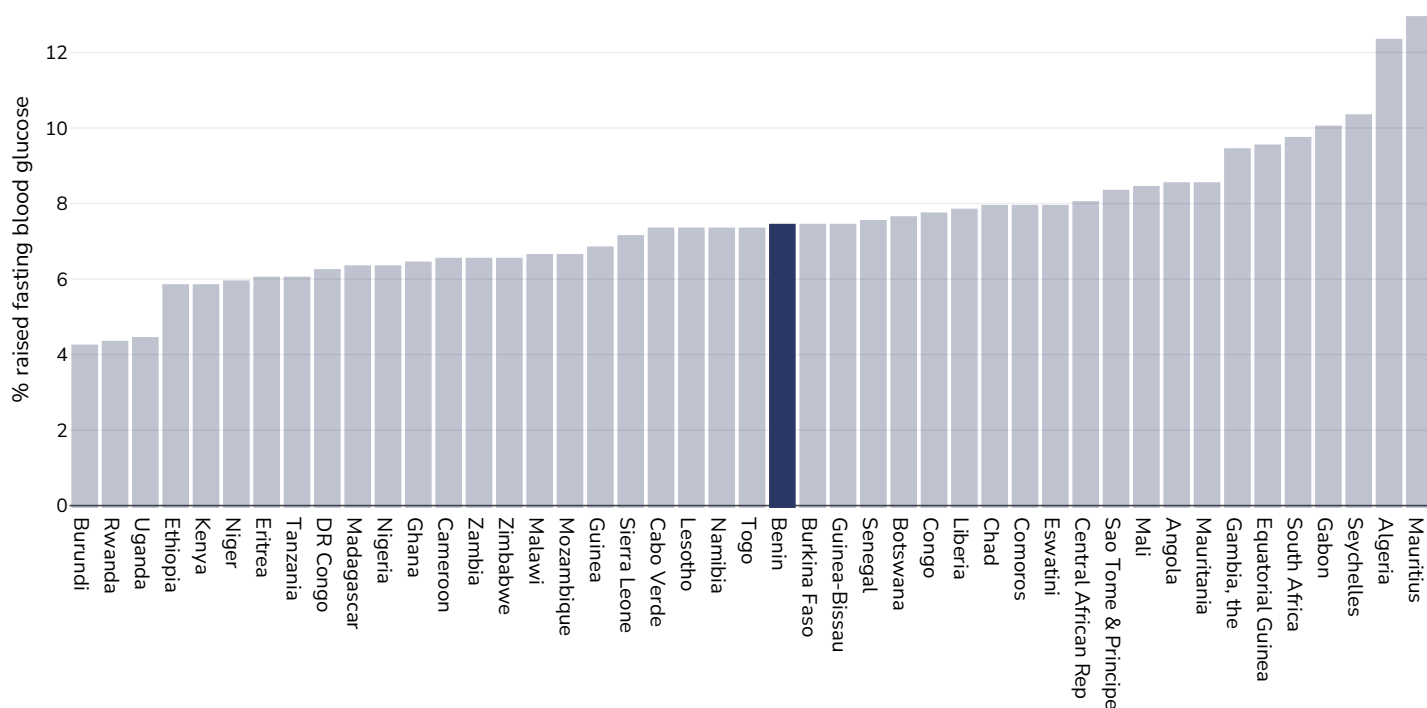
References:

Global Health Observatory data repository, World Health Organisation,  
<http://apps.who.int/gho/data/node.main.A869?lang=en>

Definitions:

Age Standardised % raised fasting blood glucose ( $\geq 7.0$  mmol/L or on medication).

## Women, 2014



References:

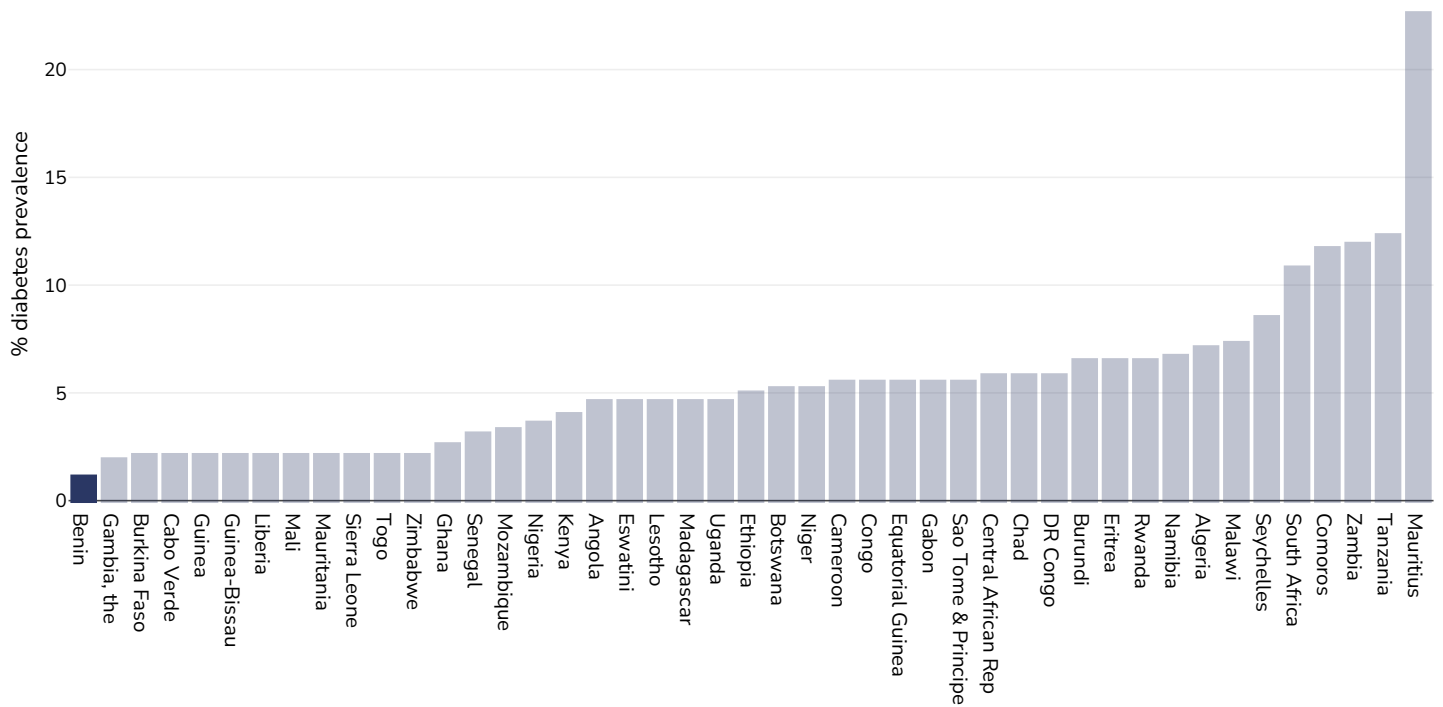
Global Health Observatory data repository, World Health Organisation,  
<http://apps.who.int/gho/data/node.main.A869?lang=en>

Definitions:

Age Standardised % raised fasting blood glucose ( $\geq 7.0$  mmol/L or on medication).

## Diabetes prevalence

### Adults, 2021



Age: 20-79

Area covered: National

References: Reproduced with kind permission International Diabetes Federation. IDF Diabetes Atlas, 10th edn. Brussels, Belgium:International Diabetes Federation, 2021. <http://www.diabetesatlas.org>

Definitions: Age-adjusted comparative prevalence of diabetes, %

## Contextual factors

**Disclaimer:** These contextual factors should be interpreted with care. Results are updated as regularly as possible and use very specific criteria. The criteria used and full definitions are available for download at the bottom of this page.



### Labelling

Is there mandatory nutrition labelling?	X
Front-of-package labelling?	X
Back-of-pack nutrition declaration?	X
Color coding?	X
Warning label?	X



## Regulation and marketing

<b>Are there fiscal policies on unhealthy products?</b>	<b>✗</b>
Tax on unhealthy foods?	✗
Tax on unhealthy drinks?	✗
<b>Are there fiscal policies on healthy products?</b>	<b>✗</b>
Subsidy on fruits?	✗
Subsidy on vegetables?	✗
Subsidy on other healthy products?	✗
<b>Mandatory limit or ban of trans fat (all settings)?</b>	<b>✓</b>
Mandatory limit of trans fats in place (all settings)?	✓
Ban on trans-fats or phos in place (all settings)?	✗
<b>Are there any mandatory policies/marketing restrictions on the promotion of unhealthy food/drinks to children?</b>	<b>✗</b>
Mandatory restriction on broadcast media?	✗
Mandatory restriction on non-broadcast media?	✗
Voluntary policies/marketing restrictions on the promotion of unhealthy food/drinks to children?	✗
<b>Are there mandatory standards for food in schools?</b>	<b>✗</b>
<b>Are there any mandatory nutrient limits in any manufactured food products?</b>	<b>✓</b>
<b>Nutrition standards for public sector procurement?</b>	<b>✗</b>





## Political will and support

National obesity strategy or nutrition and physical activity national strategy?	✗
National obesity strategy?	✗
National childhood obesity strategy?	✗
Comprehensive nutrition strategy?	✗
Comprehensive physical activity strategy?	✗
Evidence-based dietary guidelines and/or RDAs?	✓
National target(s) on reducing obesity?	✓
Guidelines/policy on obesity treatment?	✗
Promotion of breastfeeding?	✓



## Monitoring and surveillance

Monitoring of the prevalence and incidence for the main obesity-related NCDs and risk factors?	✓
Within 5 years?	✓



## Governance and resource

Multi-sectoral national co-ordination mechanism for obesity or nutrition (including obesity)?	✗
---	---

### Key

✓ Present

✓<sub>v</sub> Present

(voluntary)

✓ Incoming

✗ Absent

? Unknown