

# Report card

## Belgium



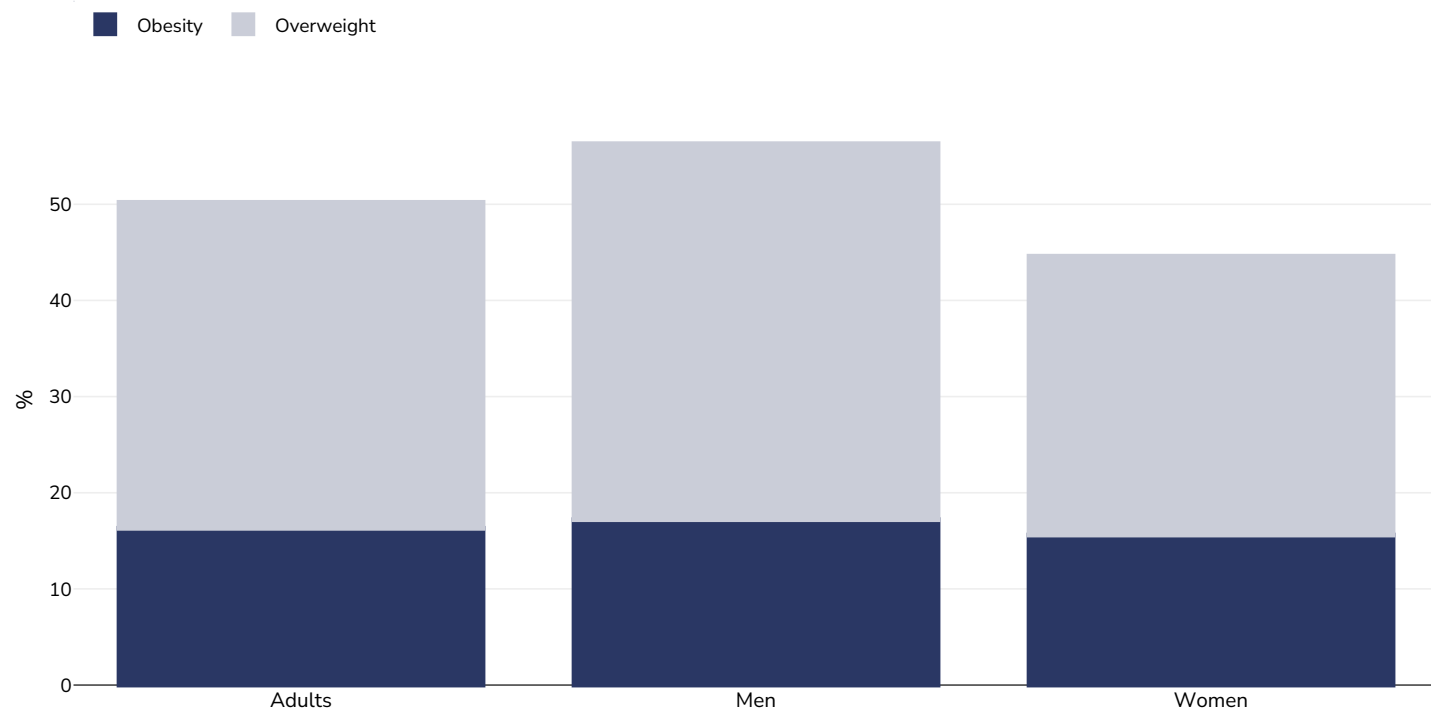
### High income

	Page
Obesity prevalence	3
Trend: Trend adult obesity 2000 2019	6
Trend: Trend adult overweight obesity 2000 2019	8
Overweight/obesity by age and education	10
Overweight/obesity by education	13
Overweight/obesity by age	15
Overweight/obesity by region	17
Overweight/obesity by age and region	19
Overweight/obesity by age and socio-economic group	21
Overweight/obesity by socio-economic group	24
Overweight/obesity by age and limited activity	28
Insufficient physical activity	31
Sugar consumption	37
Estimated per capita sugar sweetened beverages intake	38
Prevalence of confectionery consumption	39
Prevalence of sweet/savoury snack consumption	40
Estimated per capita fruit intake	41
Estimated per-capita processed meat intake	42
Estimated per capita whole grains intake	43
Mental health - depression disorders	44
Mental health - anxiety disorders	45
Oesophageal cancer	46
Breast cancer	48
Colorectal cancer	49
Pancreatic cancer	51
Gallbladder cancer	53
Kidney cancer	55
Cancer of the uterus	57
Raised blood pressure	58
Raised cholesterol	61
Raised fasting blood glucose	64
Diabetes prevalence	66
Ovarian Cancer	67
Leukemia	68
Leukemia	70
Liver and intrahepatic bile duct Cancer	72
Multiple Myeloma	74

Contents	Page
Non Hodgkin Lymphoma	%%
Thyroid Cancer	%%
Contextual factors	%%

## Obesity prevalence

### Adults, 2019



Survey type: Self-reported

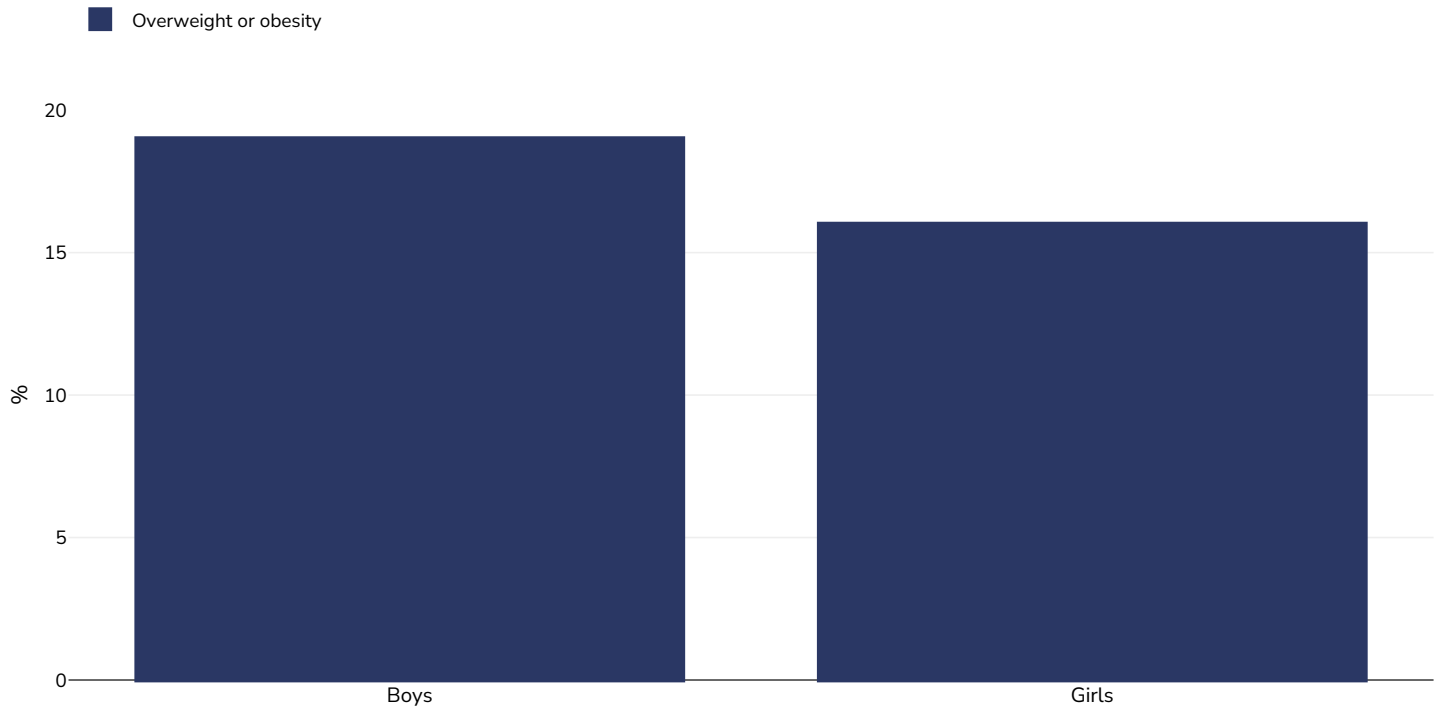
Age: 18+

Area covered: National

References: Eurostat 2019. Data available at [https://appsso.eurostat.ec.europa.eu/nui/show.do?dataset=hlth\\_ehis\\_bm1i&lang=en](https://appsso.eurostat.ec.europa.eu/nui/show.do?dataset=hlth_ehis_bm1i&lang=en) (last accessed 09.08.21)

*Unless otherwise noted, overweight refers to a BMI between 25kg and 29.9kg/m<sup>2</sup>, obesity refers to a BMI greater than 30kg/m<sup>2</sup>.*

## Children, 2021-2022



Survey type: Self-reported

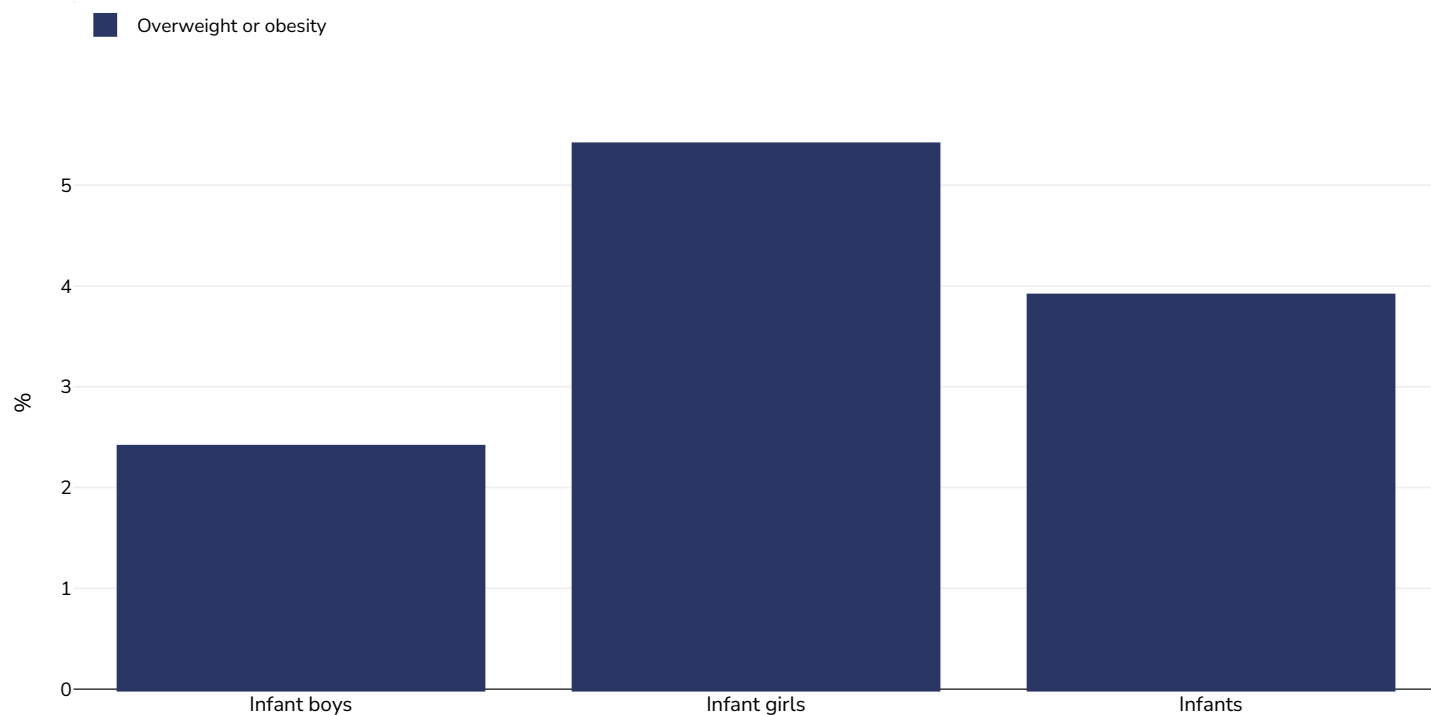
Age: 13

References: Rakic JG, Hamrik Z, Dzielska A, Felder-Puig R, Oja L, Bakalár P et al. A focus on adolescent physical activity, eating behaviours, weight status and body image in Europe, central Asia and Canada. Health Behaviour in School-aged Children (HBSC) international report from the 2021/2022 survey. Volume 4. Copenhagen: WHO Regional Office for Europe; 2024. 'Any translation was not created by the World Health Organization (WHO). WHO is not responsible for the content or accuracy of this translation. The original English edition shall be the binding and authentic edition'

Notes: FrenchHBSC aims to survey approximately 1500 pupils per age group in each country or region (totaling around 4500)

Cutoffs: +2SD

## Infants, 2014-2015



Age: 0-5

Sample size: 170

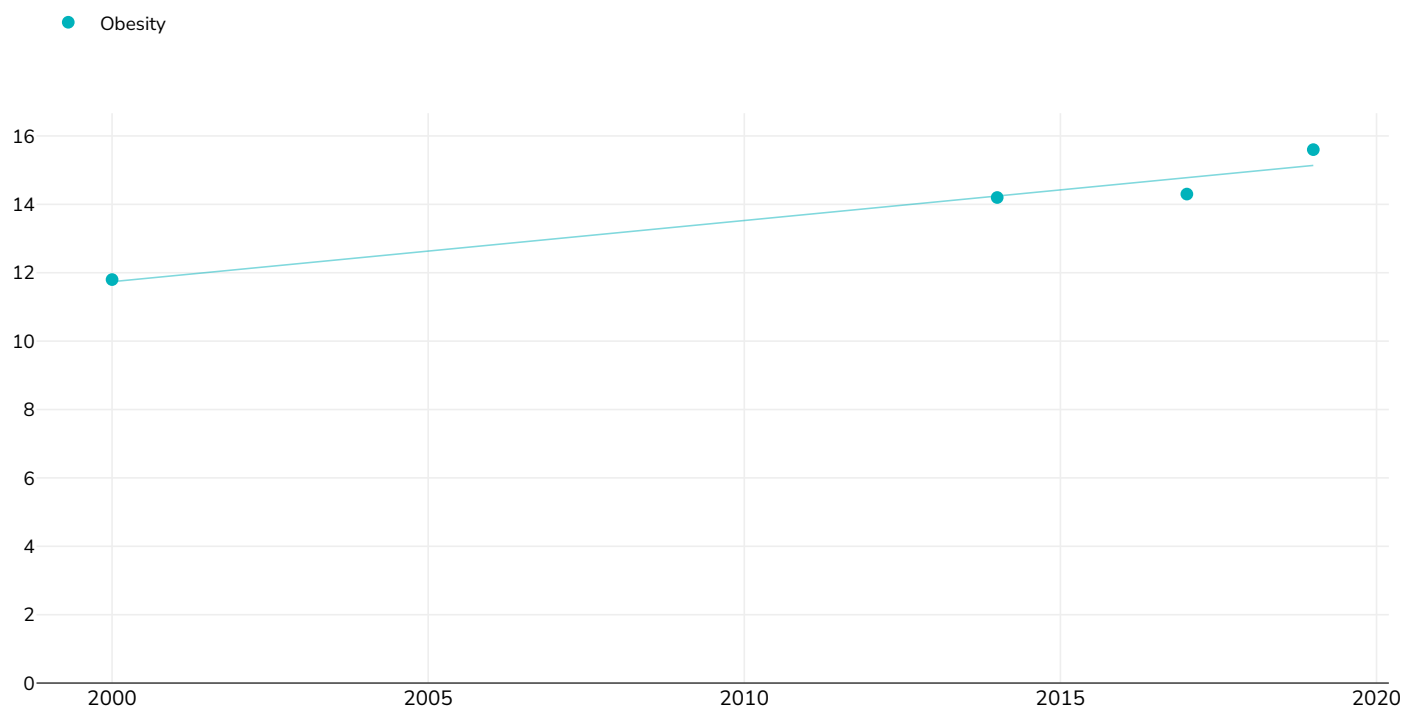
References: Other: Enquete de la Consommation Alimentaire 2014-15

Notes: UNICEF/WHO/World Bank Joint Child Malnutrition Estimates Expanded Database: Overweight (Survey Estimates), May 2023, New York. For more information about the methodology, please consult <https://data.unicef.org/resources/jme-2023-country-consultations/> Percentage of children under 5 years of age falling above 2 standard deviations (moderate and severe) from the median weight-for-height of the reference population.

Definitions: =>+2SD

## Trend adult obesity 2000 2019

### Women



Survey  
type:

Self-reported

References:

2000: Eurostat Yearbook 2006/07. A goldmine of statistical information. Available at

<https://ec.europa.eu/eurostat/documents/2995521/5059290/1-20022007-BP-EN.PDF.pdf/edab8c31-b9f3-4c8e-b4db-4137bd045efa?t=1414683510000> (last accessed 04.11.21)

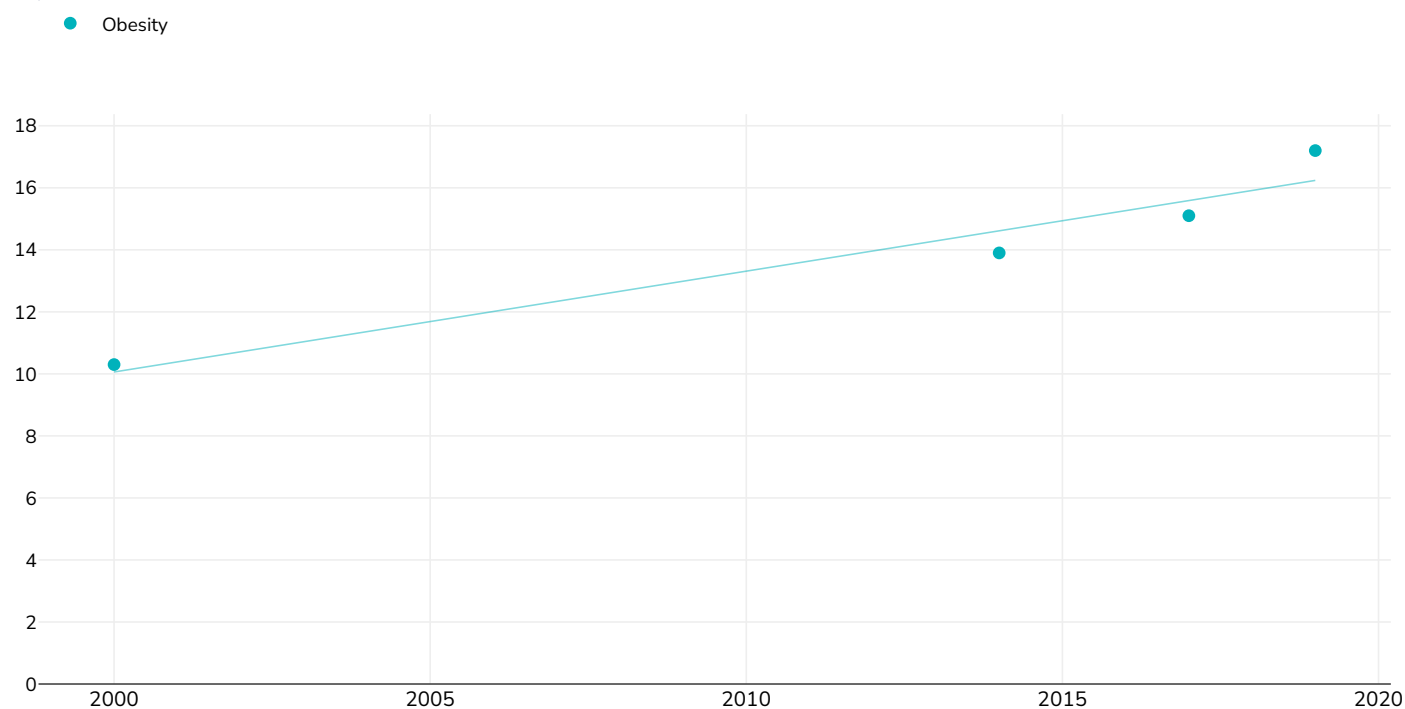
2014: Database: [http://appsso.eurostat.ec.europa.eu/nui/show.do?dataset=hlth\\_ehis\\_bm1e&lang=en](http://appsso.eurostat.ec.europa.eu/nui/show.do?dataset=hlth_ehis_bm1e&lang=en) (last accessed 25.08.20)

2017: EUROSTAT Database [http://appsso.eurostat.ec.europa.eu/nui/show.do?dataset=ilc\\_hch10&lang=en](http://appsso.eurostat.ec.europa.eu/nui/show.do?dataset=ilc_hch10&lang=en)

2019: Eurostat 2019. Data available at [https://appsso.eurostat.ec.europa.eu/nui/show.do?dataset=hlth\\_ehis\\_bm1i&lang=en](https://appsso.eurostat.ec.europa.eu/nui/show.do?dataset=hlth_ehis_bm1i&lang=en) (last accessed 09.08.21)

*Different methodologies may have been used to collect this data and so data from different surveys may not be strictly comparable. Please check with original data sources for methodologies used.*

## Men



Survey type:

Self-reported

References:

2000: Eurostat Yearbook 2006/07. A goldmine of statistical information. Available at

<https://ec.europa.eu/eurostat/documents/2995521/5059290/1-20022007-BP-EN.PDF.pdf/edab8c31-b9f3-4c8e-b4db-4137bd045efa?t=1414683510000> (last accessed 04.11.21)

2014: Database: [http://appsso.eurostat.ec.europa.eu/nui/show.do?dataset=hlth\\_ehis\\_bm1e&lang=en](http://appsso.eurostat.ec.europa.eu/nui/show.do?dataset=hlth_ehis_bm1e&lang=en) (last accessed 25.08.20)

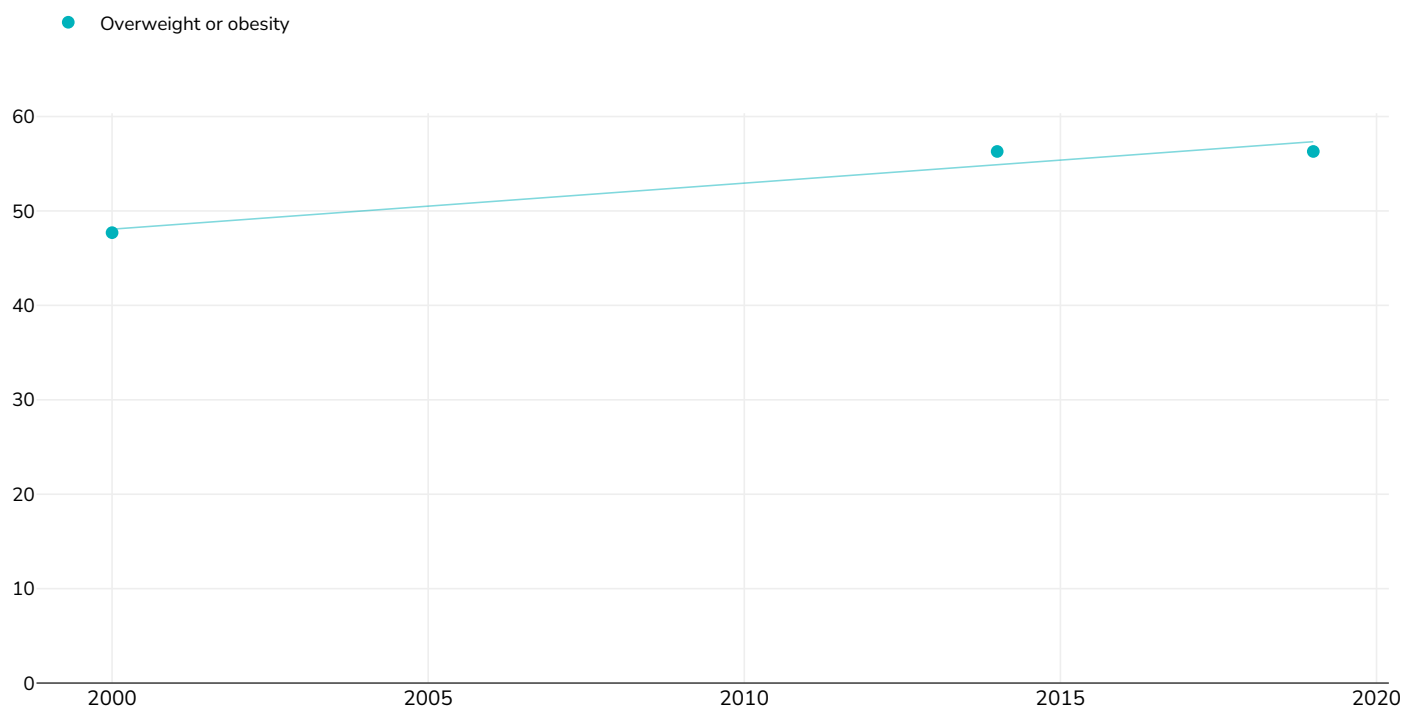
2017: EUROSTAT Database [http://appsso.eurostat.ec.europa.eu/nui/show.do?dataset=ilc\\_hch10&lang=en](http://appsso.eurostat.ec.europa.eu/nui/show.do?dataset=ilc_hch10&lang=en)

2019: Eurostat 2019. Data available at [https://appsso.eurostat.ec.europa.eu/nui/show.do?dataset=hlth\\_ehis\\_bm1i&lang=en](https://appsso.eurostat.ec.europa.eu/nui/show.do?dataset=hlth_ehis_bm1i&lang=en) (last accessed 09.08.21)

*Different methodologies may have been used to collect this data and so data from different surveys may not be strictly comparable. Please check with original data sources for methodologies used.*

## Trend adult overweight obesity 2000 2019

### Men



Survey  
type:

Self-reported

References:

2000: Eurostat Yearbook 2006/07. A goldmine of statistical information. Available at

<https://ec.europa.eu/eurostat/documents/2995521/5059290/1-20022007-BP-EN.PDF.pdf/edab8c31-b9f3-4c8e-b4db-4137bd045efa?t=1414683510000> (last accessed 04.11.21)

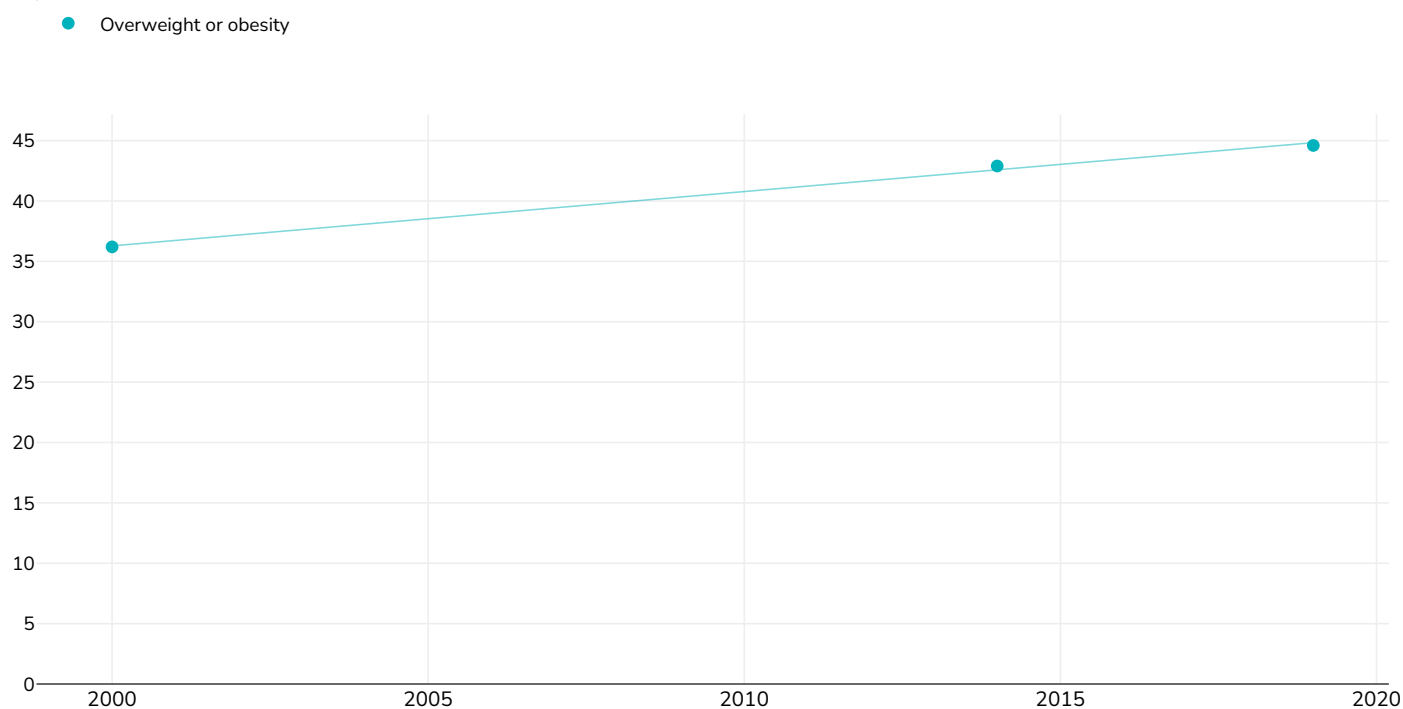
2014: Database: [http://appsso.eurostat.ec.europa.eu/nui/show.do?dataset=hlth\\_ehis\\_bm1e&lang=en](http://appsso.eurostat.ec.europa.eu/nui/show.do?dataset=hlth_ehis_bm1e&lang=en) (last accessed 25.08.20)

2019: Eurostat 2019. Data available at [https://appsso.eurostat.ec.europa.eu/nui/show.do?dataset=hlth\\_ehis\\_bm1i&lang=en](https://appsso.eurostat.ec.europa.eu/nui/show.do?dataset=hlth_ehis_bm1i&lang=en) (last accessed 09.08.21)

*Different methodologies may have been used to collect this data and so data from different surveys may not be strictly comparable. Please check with original data sources for methodologies used.*



## Women



Survey  
type:

Self-reported

References:

2000: Eurostat Yearbook 2006/07. A goldmine of statistical information. Available at

<https://ec.europa.eu/eurostat/documents/2995521/5059290/1-20022007-BP-EN.PDF.pdf/edab8c31-b9f3-4c8e-b4db-4137bd045efa?t=1414683510000> (last accessed 04.11.21)

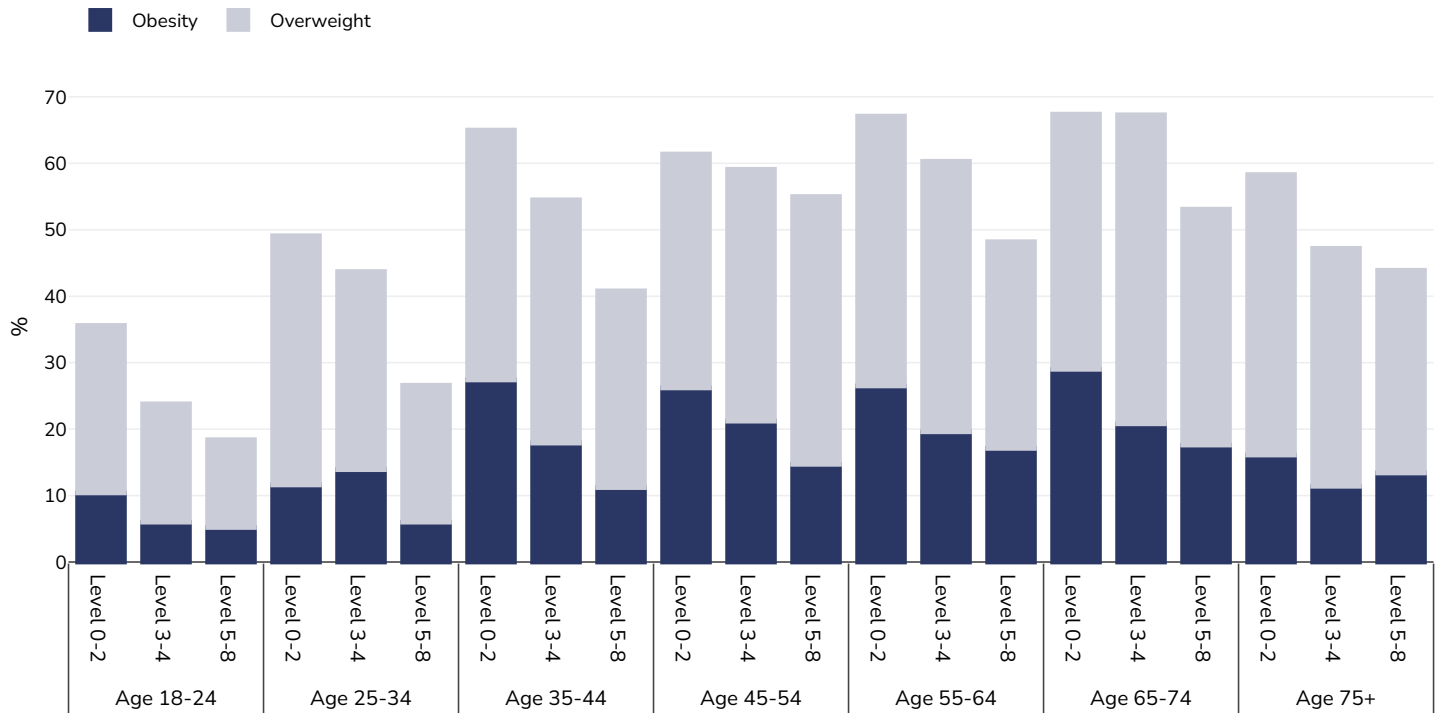
2014: Database: [http://appsso.eurostat.ec.europa.eu/nui/show.do?dataset=hlth\\_ehis\\_bm1e&lang=en](http://appsso.eurostat.ec.europa.eu/nui/show.do?dataset=hlth_ehis_bm1e&lang=en) (last accessed 25.08.20)

2019: Eurostat 2019. Data available at [https://appsso.eurostat.ec.europa.eu/nui/show.do?dataset=hlth\\_ehis\\_bm1i&lang=en](https://appsso.eurostat.ec.europa.eu/nui/show.do?dataset=hlth_ehis_bm1i&lang=en) (last accessed 09.08.21)

*Different methodologies may have been used to collect this data and so data from different surveys may not be strictly comparable. Please check with original data sources for methodologies used.*

## Overweight/obesity by age and education

### Adults, 2019



Survey type:

Self-reported

Area covered:

National

References:

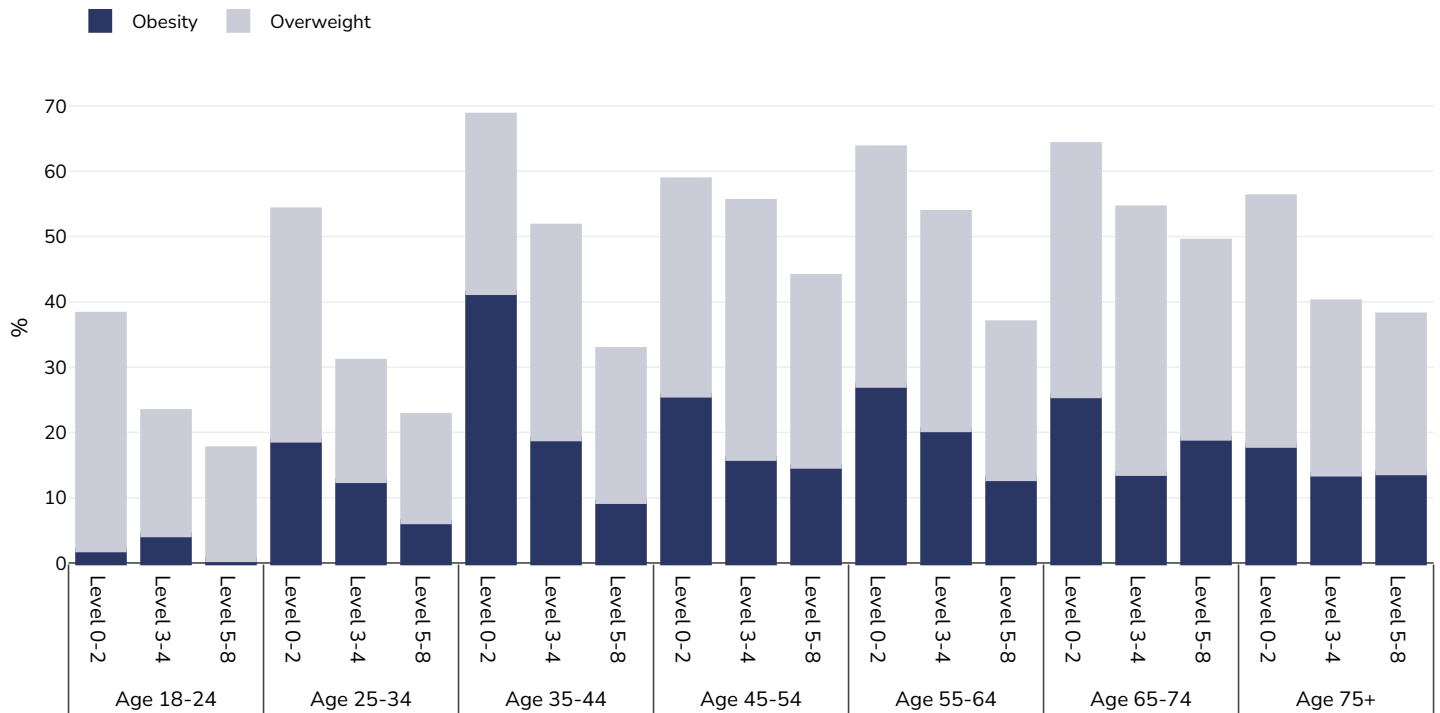
Eurostat 2019. Available at [https://ec.europa.eu/eurostat/databrowser/view/HLTH\\_EHIS\\_BM1E/default/table?lang=en&category=hlth.hlth\\_det.hlth\\_bmi](https://ec.europa.eu/eurostat/databrowser/view/HLTH_EHIS_BM1E/default/table?lang=en&category=hlth.hlth_det.hlth_bmi) (last accessed 24.4.23)

Notes:

Males age 18-24 insufficient data to display by educational status

Unless otherwise noted, overweight refers to a BMI between 25kg and 29.9kg/m<sup>2</sup>, obesity refers to a BMI greater than 30kg/m<sup>2</sup>.

## Women, 2019



Survey type:

Self-reported

Area covered:

National

References:

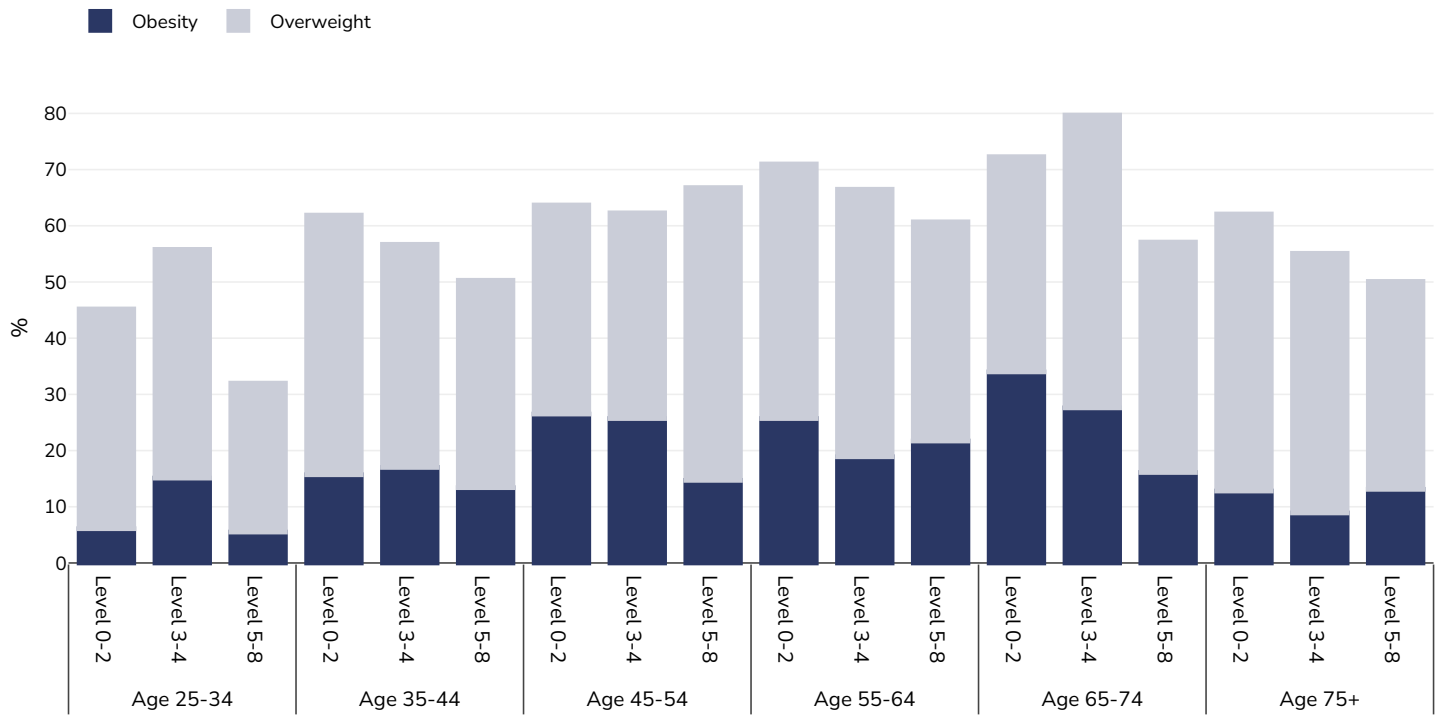
Eurostat 2019. Available at [https://ec.europa.eu/eurostat/databrowser/view/HLTH\\_EHIS\\_BM1E/default/table?lang=en&category=hlth.hlth\\_det.hlth\\_bmi](https://ec.europa.eu/eurostat/databrowser/view/HLTH_EHIS_BM1E/default/table?lang=en&category=hlth.hlth_det.hlth_bmi) (last accessed 24.4.23)

Notes:

Males age 18-24 insufficient data to display by educational status

Unless otherwise noted, overweight refers to a BMI between 25kg and 29.9kg/m<sup>2</sup>, obesity refers to a BMI greater than 30kg/m<sup>2</sup>.

## Men, 2019



Survey type:

Self-reported

Area covered:

National

References:

Eurostat 2019. Available at [https://ec.europa.eu/eurostat/databrowser/view/HLTH\\_EHIS\\_BM1E/default/table?lang=en&category=hlth.hlth\\_det.hlth\\_bmi](https://ec.europa.eu/eurostat/databrowser/view/HLTH_EHIS_BM1E/default/table?lang=en&category=hlth.hlth_det.hlth_bmi) (last accessed 24.4.23)

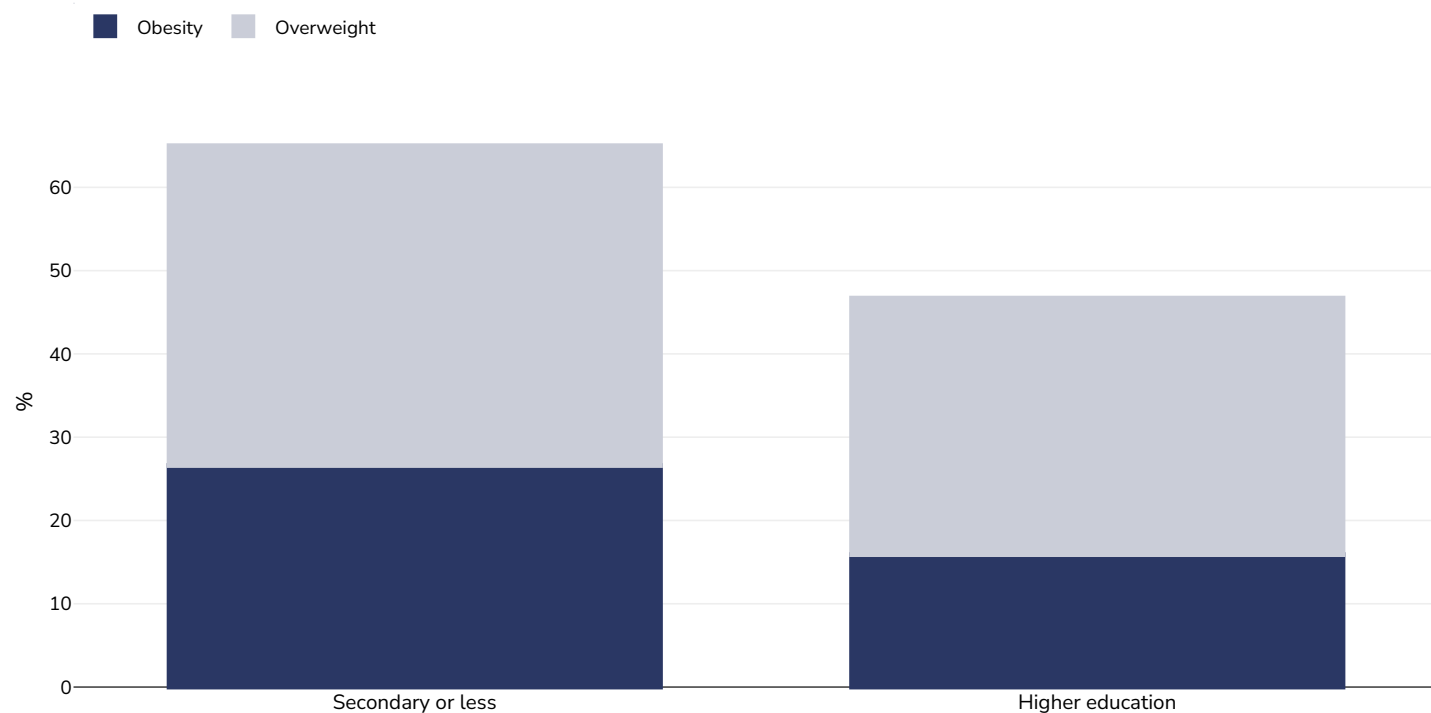
Notes:

Males age 18-24 insufficient data to display by educational status

Unless otherwise noted, overweight refers to a BMI between 25kg and 29.9kg/m<sup>2</sup>, obesity refers to a BMI greater than 30kg/m<sup>2</sup>.

## Overweight/obesity by education

### Adults, 2018



Survey type: Measured

Age: 18+

Sample size: 1152

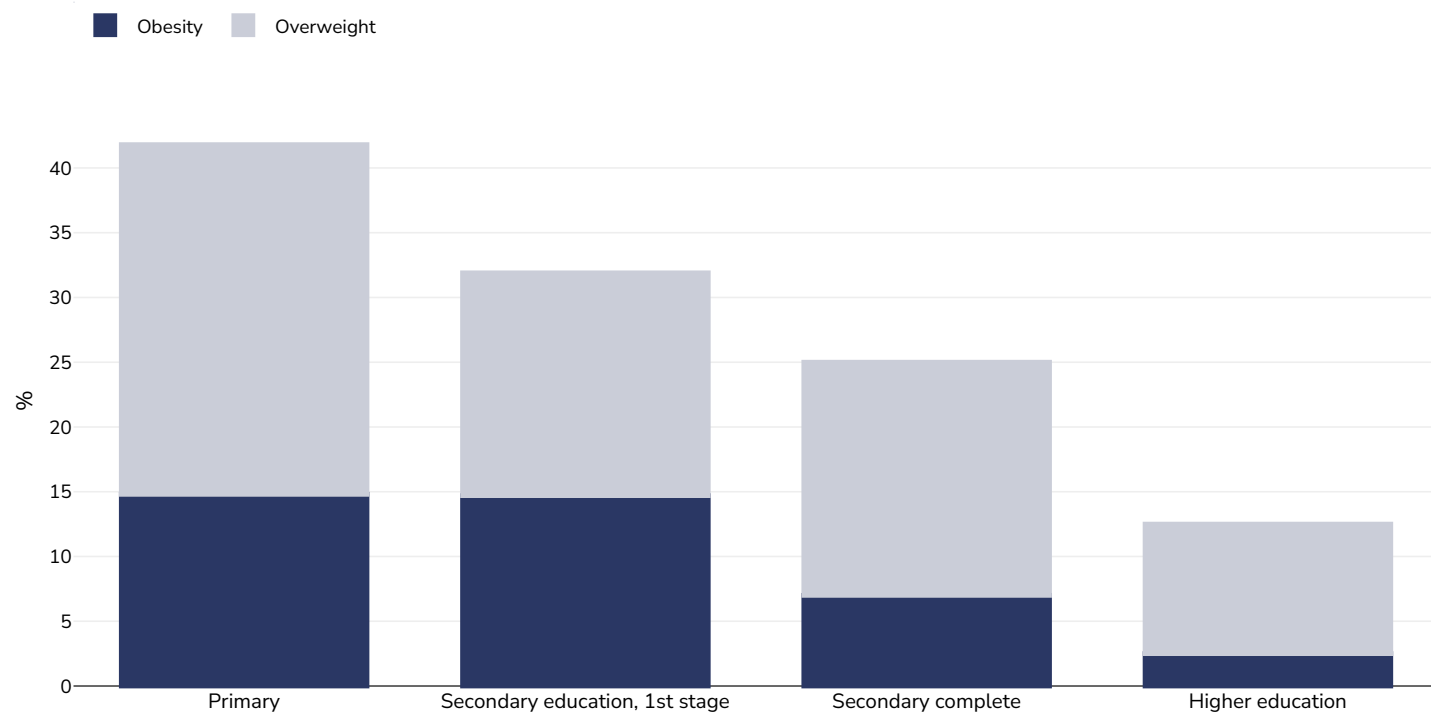
Area covered: National

References: Belgium Health Examination Survey 2018. J. Van der Heyden, D. Nguyen, F. Renard, A. Scohy, S. Demarest, S. Drieskens, L. Gisle. Enquête de santé par examen belge. Bruxelles, Belgique : Sciensano ; Numéro de rapport : D/2019/14.440/90. Disponible en ligne : [www.enquetesante.be](http://www.enquetesante.be)

Notes: Larger self report data also available

*Unless otherwise noted, overweight refers to a BMI between 25kg and 29.9kg/m<sup>2</sup>, obesity refers to a BMI greater than 30kg/m<sup>2</sup>.*

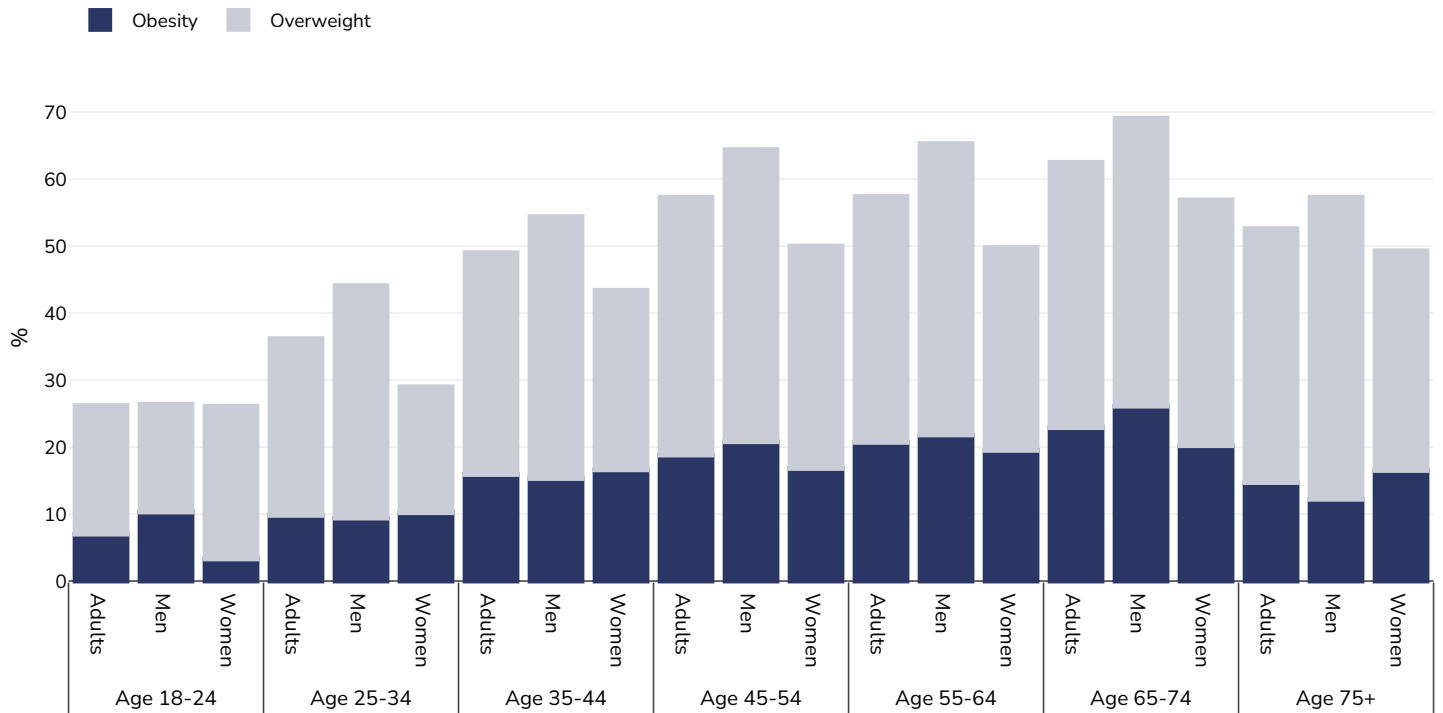
## Children, 2018



Survey type:	Self-reported
Age:	2-17
Sample size:	1881
Area covered:	National
References:	S. Drieskens, R. Charafeddine, L. Gisle : Enquête de santé 2018 : Etat nutritionnel. Bruxelles, Belgique : Sciensano ; Numéro de rapport : D/2019/14.440/62. Disponible en ligne : <a href="http://www.enquetesante.be">www.enquetesante.be</a>
Notes:	IOTF International Cut Off
Cutoffs:	IOTF

## Overweight/obesity by age

### Adults, 2019



Survey type:

Self-reported

Area covered:

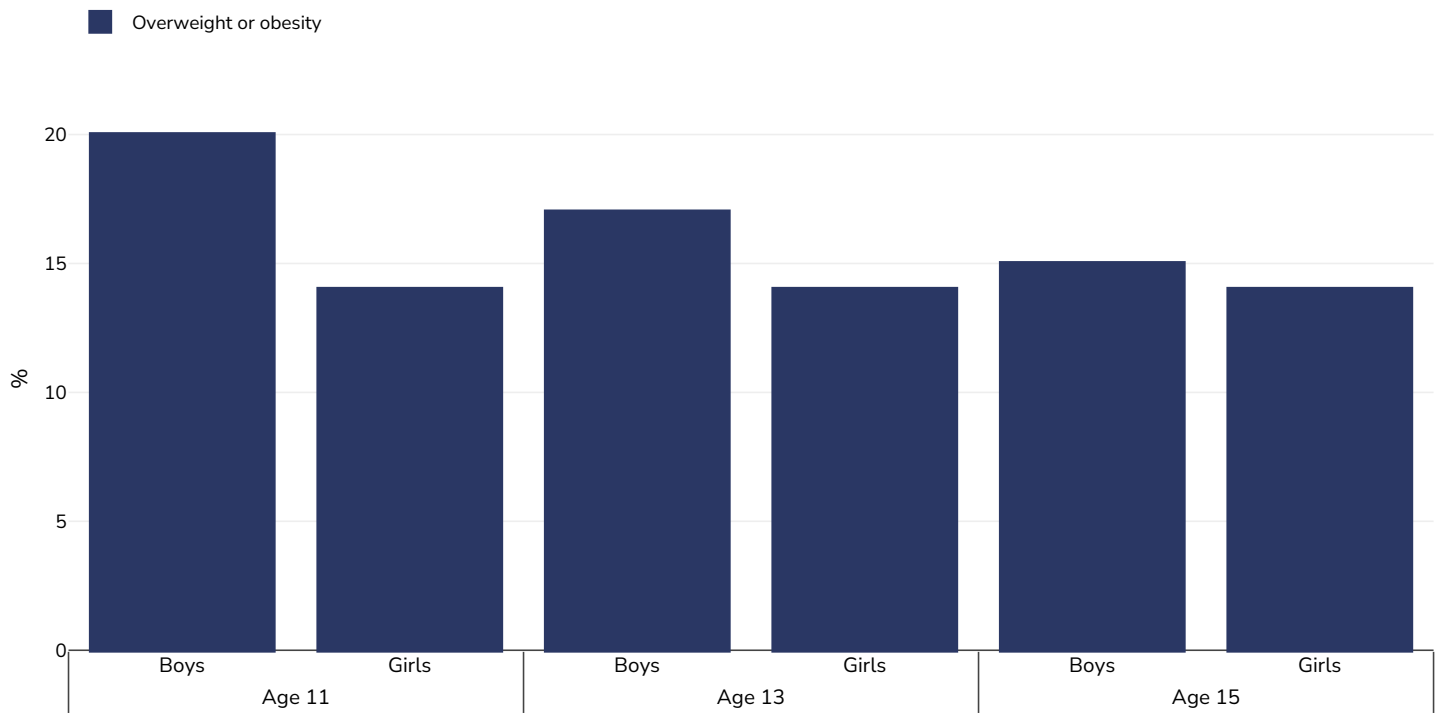
National

References:

Eurostat 2019. Available at [https://appsso.eurostat.ec.europa.eu/nui/show.do?dataset=hlth\\_ehis\\_bm1i&lang=en](https://appsso.eurostat.ec.europa.eu/nui/show.do?dataset=hlth_ehis_bm1i&lang=en) (last accessed 09.08.21).

*Unless otherwise noted, overweight refers to a BMI between 25kg and 29.9kg/m<sup>2</sup>, obesity refers to a BMI greater than 30kg/m<sup>2</sup>.*

## Children, 2021-2022



Survey type: Self-reported

Area covered: See Report

References: Rakić JG, Hamrik Z, Dzielska A, Felder-Puig R, Oja L, Bakalár P et al. A focus on adolescent physical activity, eating behaviours, weight status and body image in Europe, central Asia and Canada. Health Behaviour in School-aged Children (HBSC) international report from the 2021/2022 survey. Volume 4. Copenhagen: WHO Regional Office for Europe; 2024. 'Any translation was not created by the World Health Organization (WHO). WHO is not responsible for the content or accuracy of this translation. The original English edition shall be the binding and authentic edition'

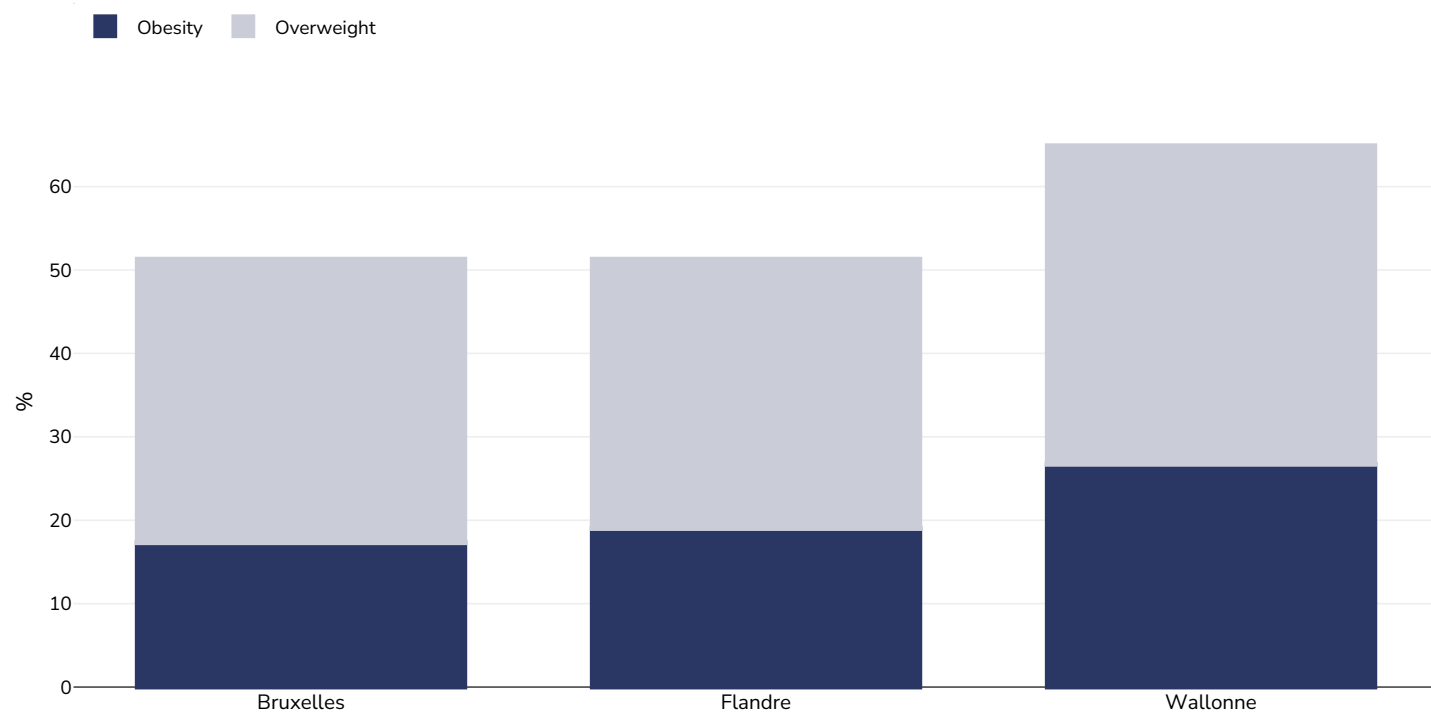
Notes: FlemishHBSC aims to survey approximately 1500 pupils per age group in each country or region (totaling around 4500)

Cutoffs: +2SD



## Overweight/obesity by region

### Adults, 2018



Survey type: Measured

Age: 18+

Sample size: 1152

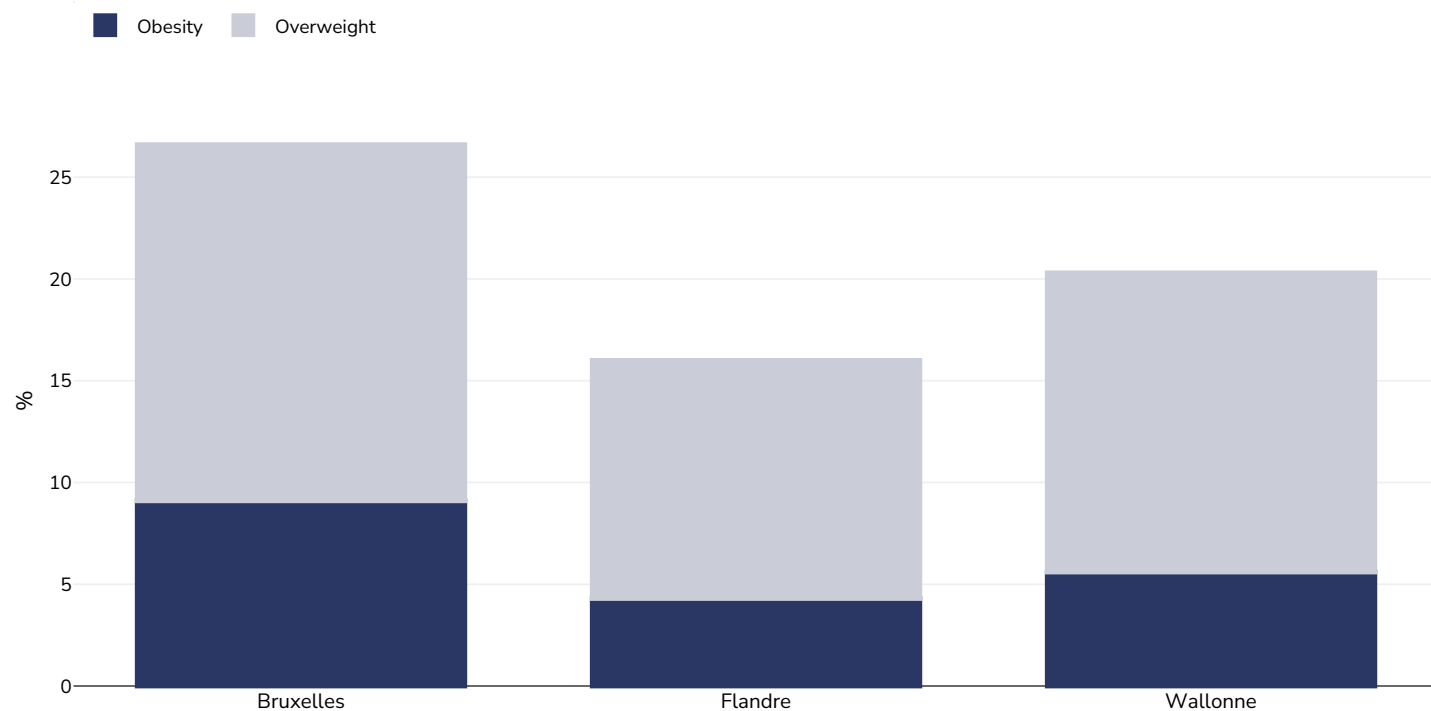
Area covered: National

References: Belgium Health Examination Survey 2018. J. Van der Heyden, D. Nguyen, F. Renard, A. Scohy, S. Demarest, S. Drieskens, L. Gisle. Enquête de santé par examen belge. Bruxelles, Belgique : Sciensano ; Numéro de rapport : D/2019/14.440/90.  
Disponible en ligne : [www.enquetesante.be](http://www.enquetesante.be)

Notes: Larger self report data also available

*Unless otherwise noted, overweight refers to a BMI between 25kg and 29.9kg/m<sup>2</sup>, obesity refers to a BMI greater than 30kg/m<sup>2</sup>.*

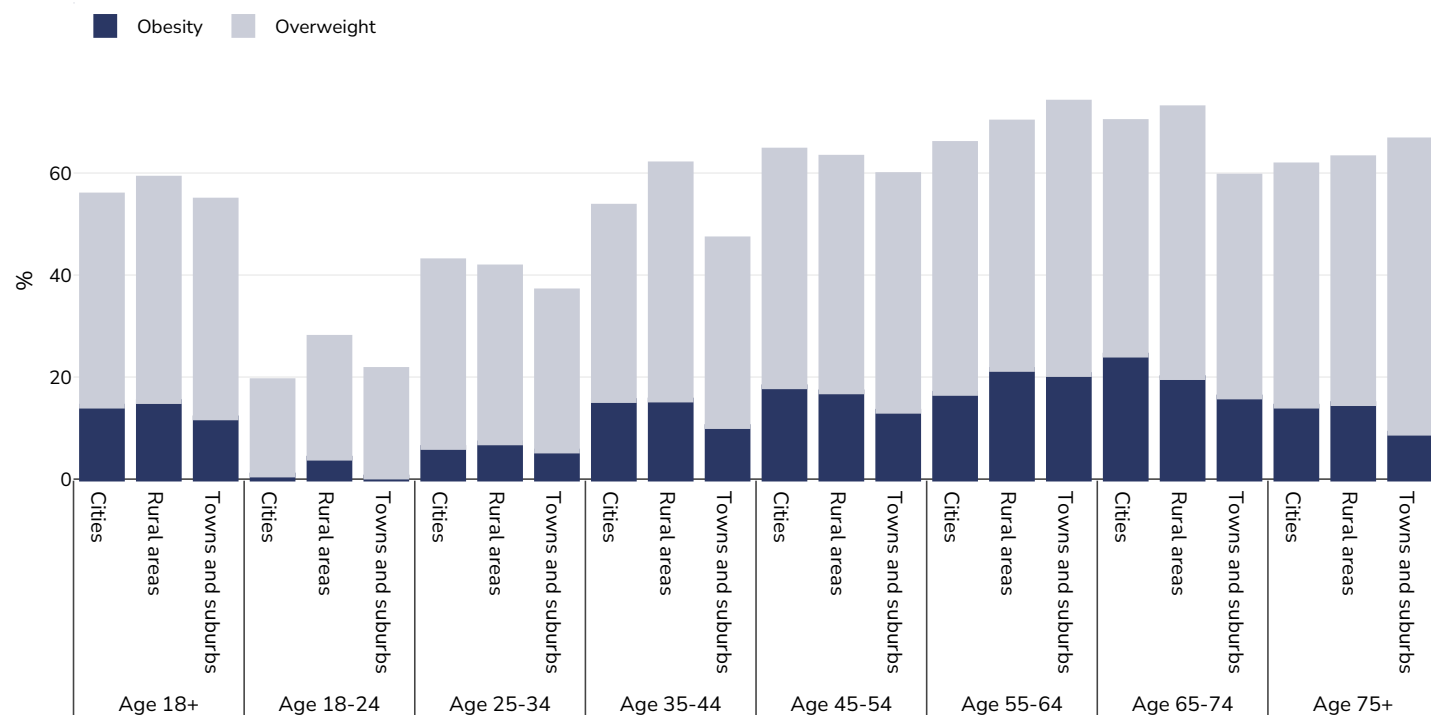
## Children, 2018



Survey type:	Self-reported
Age:	2-17
Sample size:	1881
Area covered:	National
References:	S. Drieskens, R. Charafeddine, L. Gisle : Enquête de santé 2018 : Etat nutritionnel. Bruxelles, Belgique : Sciensano ; Numéro de rapport : D/2019/14.440/62. Disponible en ligne : <a href="http://www.enquetesante.be">www.enquetesante.be</a>
Notes:	IOTF International Cut Off
Cutoffs:	IOTF

## Overweight/obesity by age and region

### Men, 2014



Survey type:

Self-reported

Area covered:

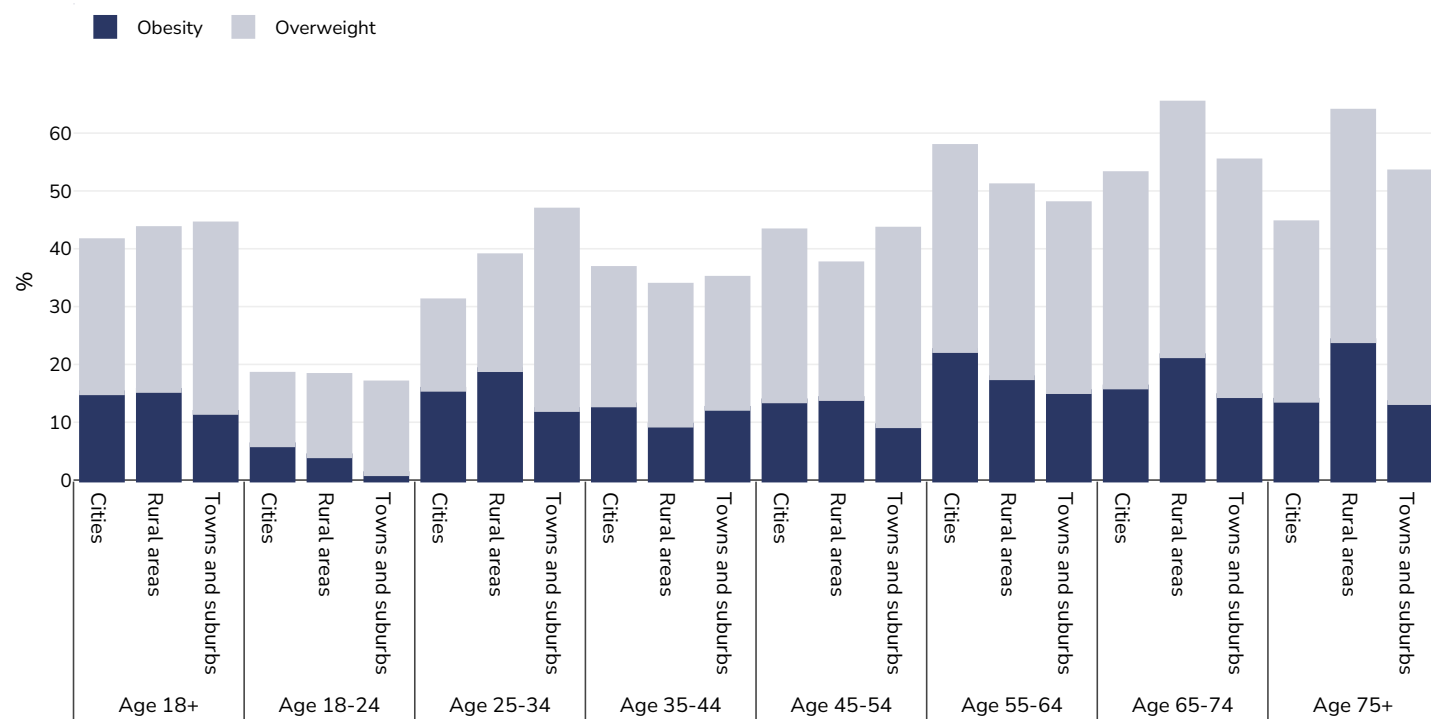
National

References:

Eurostat Database [http://appsso.eurostat.ec.europa.eu/nui/show.do?dataset=hlth\\_ehis\\_bm1u&lang=en](http://appsso.eurostat.ec.europa.eu/nui/show.do?dataset=hlth_ehis_bm1u&lang=en) (last accessed 25.08.20)

*Unless otherwise noted, overweight refers to a BMI between 25kg and 29.9kg/m<sup>2</sup>, obesity refers to a BMI greater than 30kg/m<sup>2</sup>.*

## Women, 2014



Survey type:

Self-reported

Area covered:

National

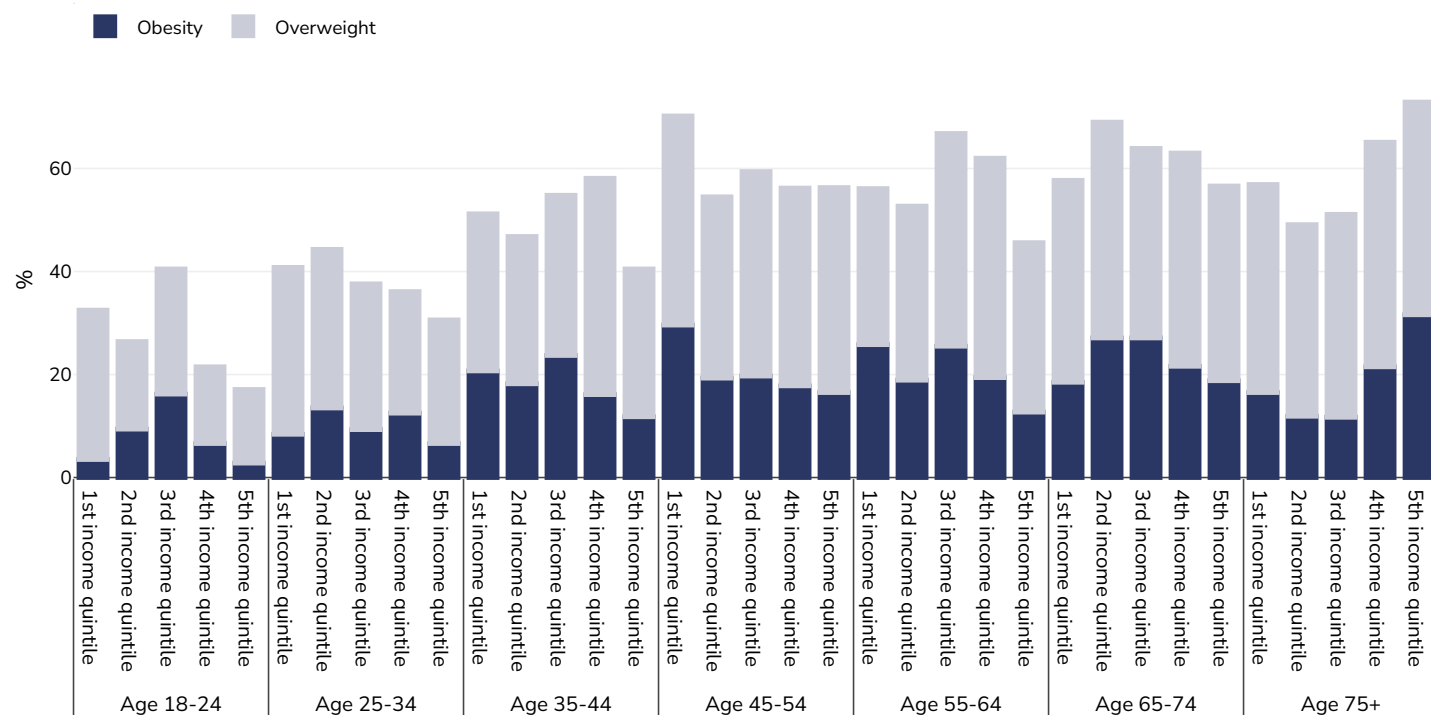
References:

Eurostat Database [http://appsso.eurostat.ec.europa.eu/nui/show.do?dataset=hlth\\_ehis\\_bm1u&lang=en](http://appsso.eurostat.ec.europa.eu/nui/show.do?dataset=hlth_ehis_bm1u&lang=en) (last accessed 25.08.20)

Unless otherwise noted, overweight refers to a BMI between 25kg and 29.9kg/m<sup>2</sup>, obesity refers to a BMI greater than 30kg/m<sup>2</sup>.

## Overweight/obesity by age and socio-economic group

### Adults, 2019



Survey type:

Self-reported

Area covered:

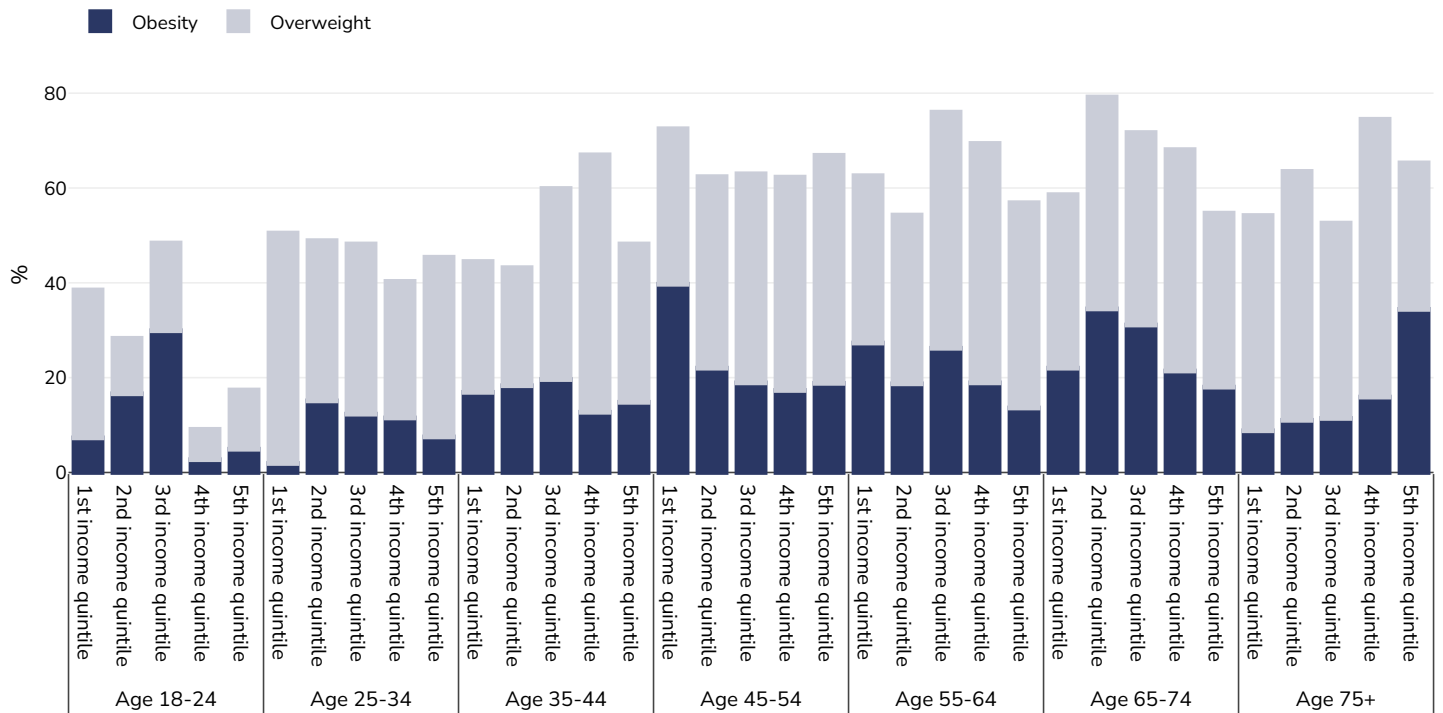
National

References:

Eurostat 2019. Available at [https://appsso.eurostat.ec.europa.eu/nui/show.do?dataset=hlth\\_ehis\\_bm1i&lang=en](https://appsso.eurostat.ec.europa.eu/nui/show.do?dataset=hlth_ehis_bm1i&lang=en) (last accessed 09.08.21).

Unless otherwise noted, overweight refers to a BMI between 25kg and 29.9kg/m<sup>2</sup>, obesity refers to a BMI greater than 30kg/m<sup>2</sup>.

## Men, 2019



Survey type:

Self-reported

Area covered:

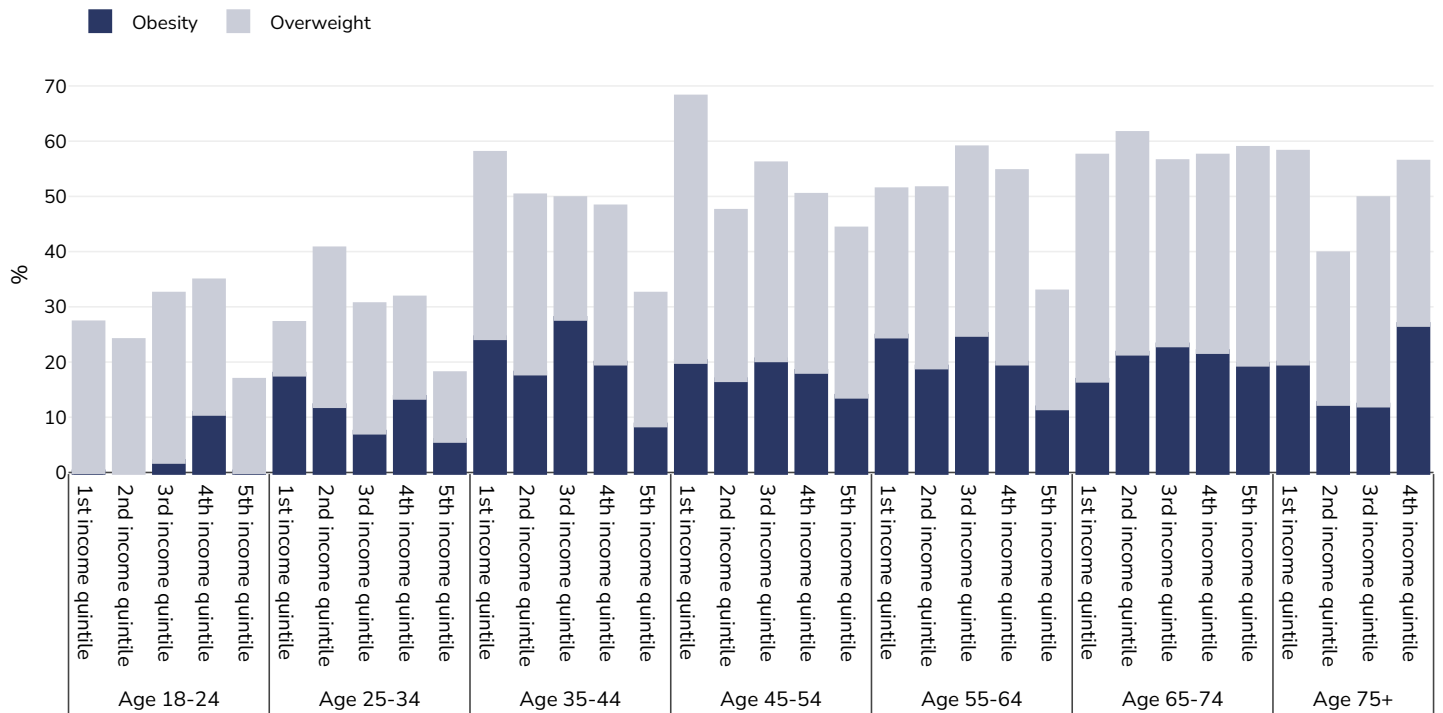
National

References:

Eurostat 2019. Available at [https://appsso.eurostat.ec.europa.eu/nui/show.do?dataset=hlth\\_ehis\\_bm1i&lang=en](https://appsso.eurostat.ec.europa.eu/nui/show.do?dataset=hlth_ehis_bm1i&lang=en) (last accessed 09.08.21).

Unless otherwise noted, overweight refers to a BMI between 25kg and 29.9kg/m<sup>2</sup>, obesity refers to a BMI greater than 30kg/m<sup>2</sup>.

## Women, 2019



Survey type:

Self-reported

Area covered:

National

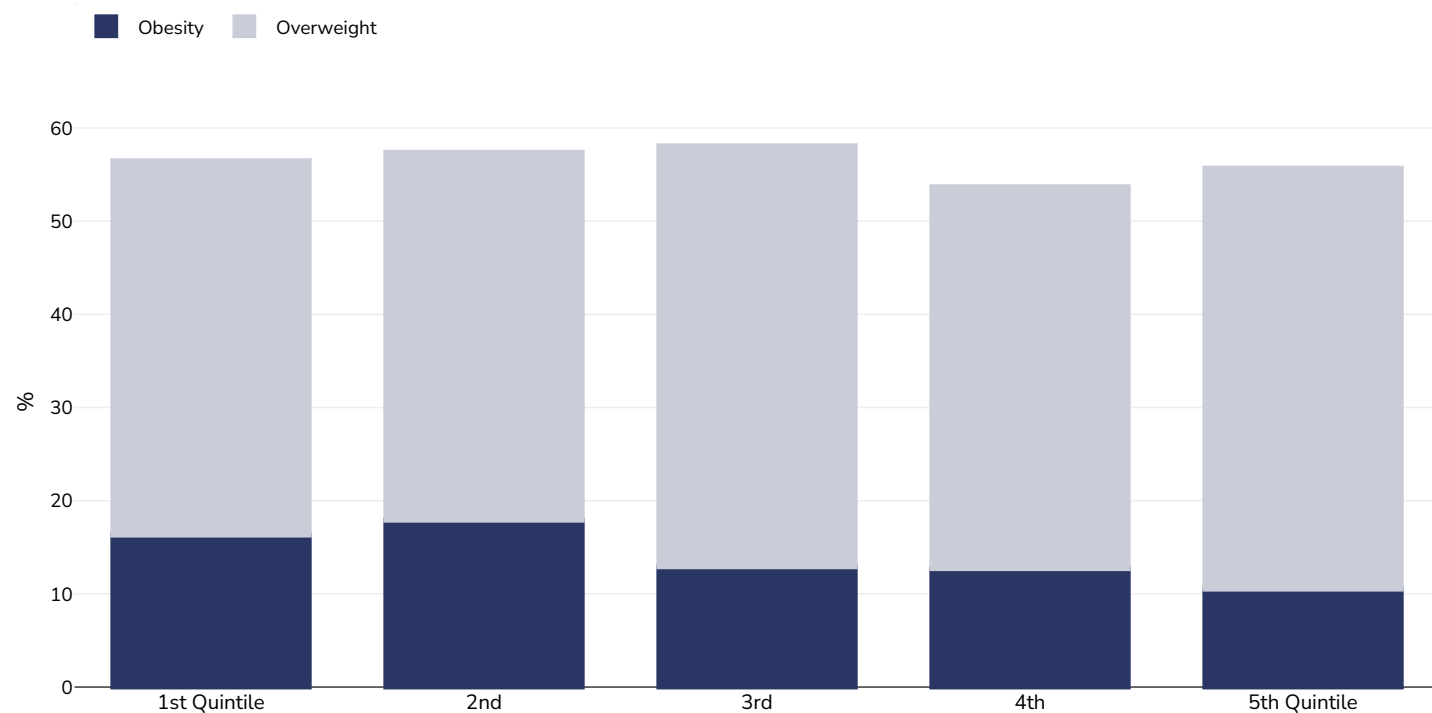
References:

Eurostat 2019. Available at [https://appsso.eurostat.ec.europa.eu/nui/show.do?dataset=hlth\\_ehis\\_bm1i&lang=en](https://appsso.eurostat.ec.europa.eu/nui/show.do?dataset=hlth_ehis_bm1i&lang=en) (last accessed 09.08.21).

Unless otherwise noted, overweight refers to a BMI between 25kg and 29.9kg/m<sup>2</sup>, obesity refers to a BMI greater than 30kg/m<sup>2</sup>.

## Overweight/obesity by socio-economic group

### Men, 2014



Survey type: Self-reported

Age: 18+

Sample size: Total sample number in EU: 35100 (Age 18+)

Area covered: National

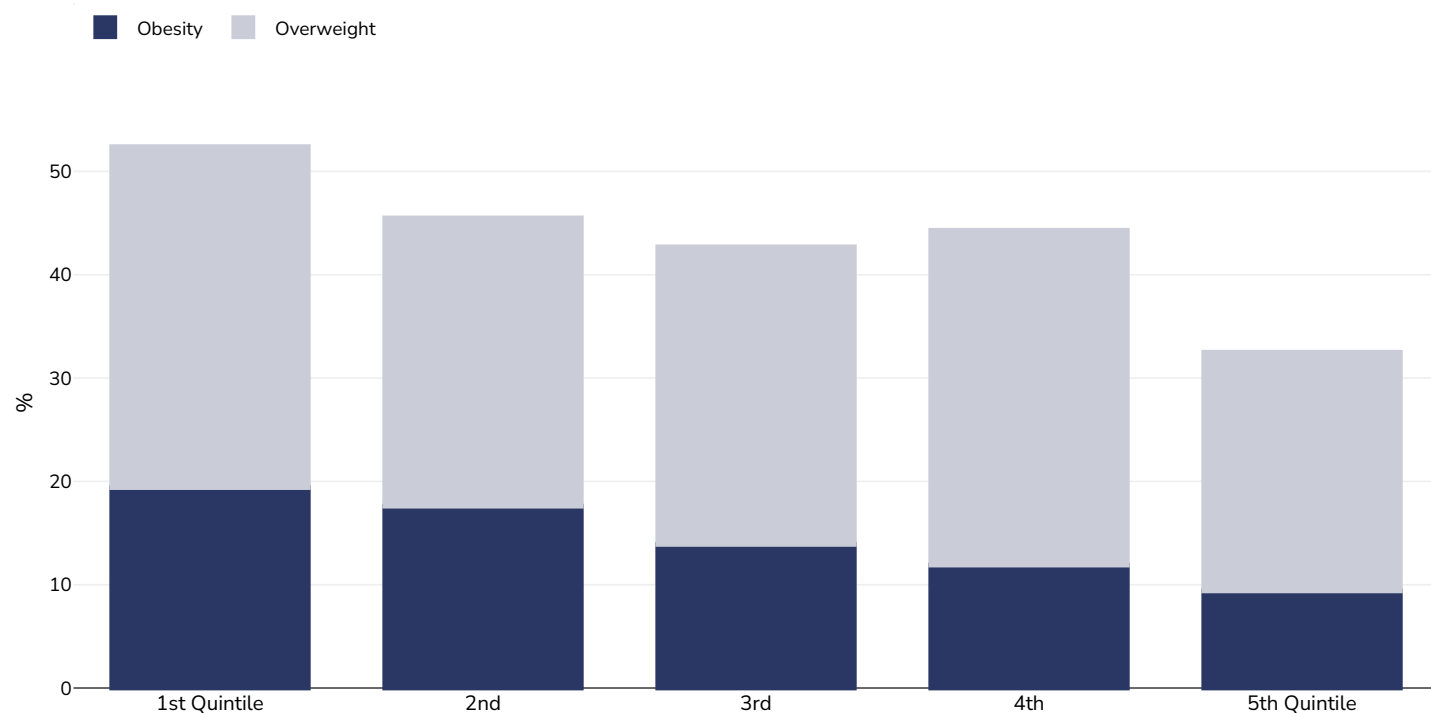
References: EUROSTAT Database: [http://appsso.eurostat.ec.europa.eu/nui/show.do?dataset=hlth\\_ehis\\_bm1i&lang=en](http://appsso.eurostat.ec.europa.eu/nui/show.do?dataset=hlth_ehis_bm1i&lang=en) (last accessed 9 November 2016)

Notes: 1st Quintile (lowest income), 5th Quintile (highest income) Please note where data = zero, there were insufficient data.

*Unless otherwise noted, overweight refers to a BMI between 25kg and 29.9kg/m<sup>2</sup>, obesity refers to a BMI greater than 30kg/m<sup>2</sup>.*



## Women, 2014



Survey type: Self-reported

Age: 18+

Sample size: Total sample number in EU: 35100 (Age 18+)

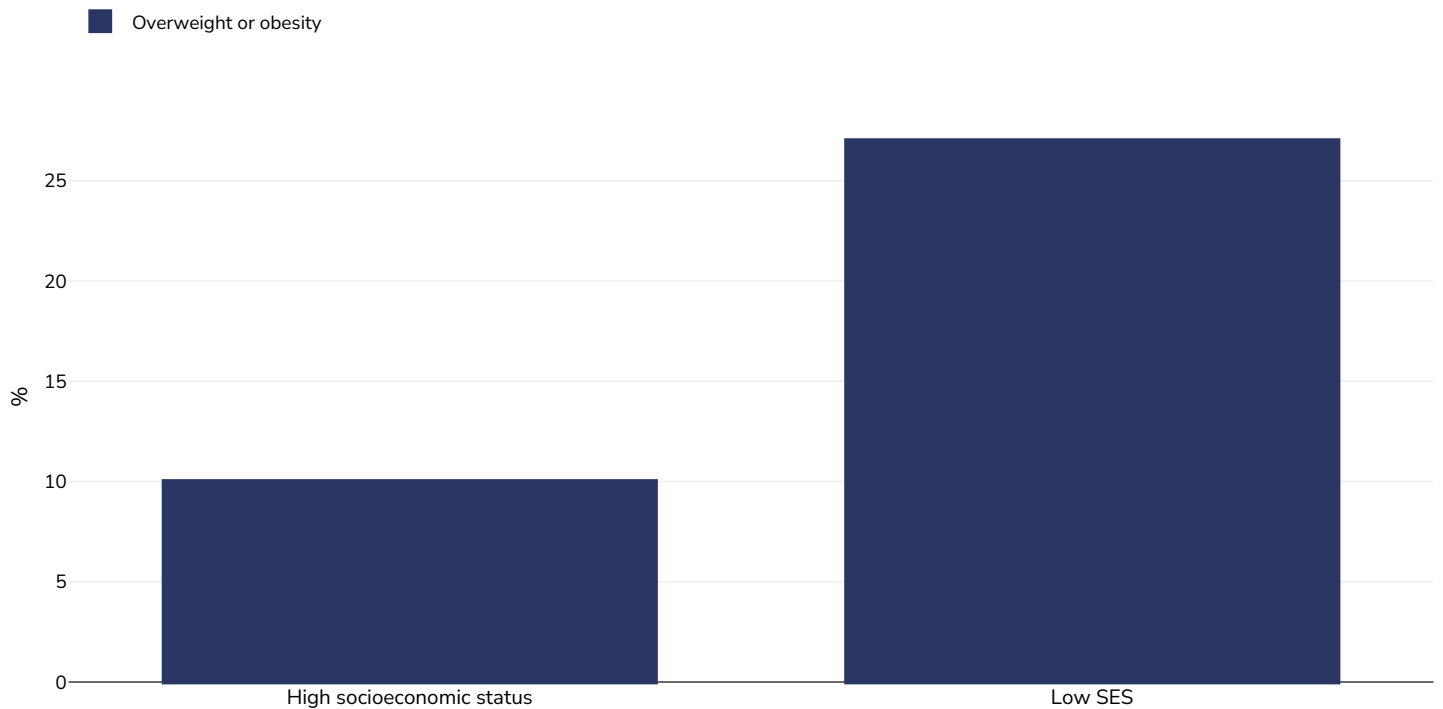
Area covered: National

References: EUROSTAT Database: [http://appsso.eurostat.ec.europa.eu/nui/show.do?dataset=hlth\\_ehis\\_bm1i&lang=en](http://appsso.eurostat.ec.europa.eu/nui/show.do?dataset=hlth_ehis_bm1i&lang=en) (last accessed 9 November 2016)

Notes: 1st Quintile (lowest income), 5th Quintile (highest income) Please note where data = zero, there were insufficient data.

*Unless otherwise noted, overweight refers to a BMI between 25kg and 29.9kg/m<sup>2</sup>, obesity refers to a BMI greater than 30kg/m<sup>2</sup>.*

## Boys, 2021-2022



Survey type: Self-reported

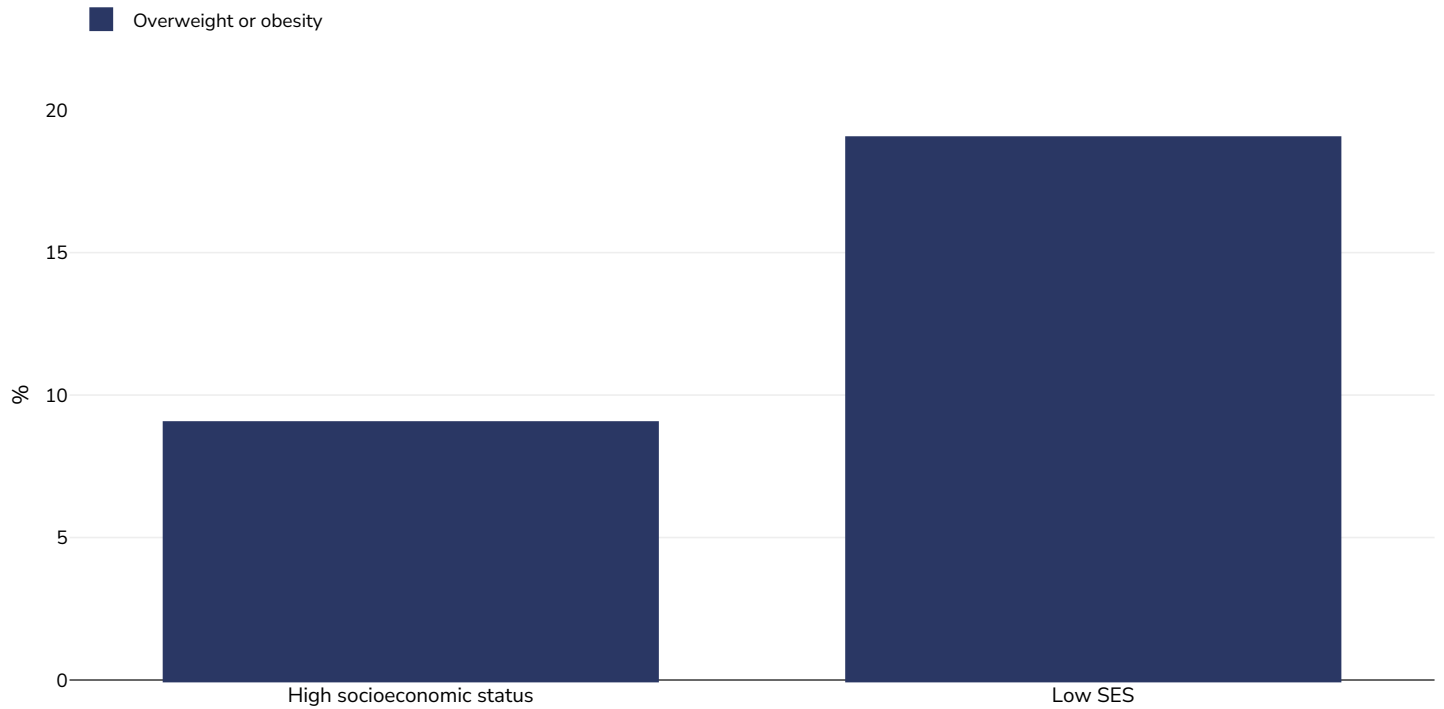
Age: 11-15

References: Raki? JG, Hamrik Z, Dzielska A, Felder-Puig R, Oja L, Bakalár P et al. A focus on adolescent physical activity, eating behaviours, weight status and body image in Europe, central Asia and Canada. Health Behaviour in School-aged Children (HBSC) international report from the 2021/2022 survey. Volume 4. Copenhagen: WHO Regional Office for Europe; 2024. 'Any translation was not created by the World Health Organization (WHO). WHO is not responsible for the content or accuracy of this translation. The original English edition shall be the binding and authentic edition'

Notes: FlemishFamily affluence scaleHBSC aims to survey approximately 1500 pupils per age group in each country or region (totaling around 4500)

Cutoffs: +2SD

## Girls, 2021-2022



Survey type: Self-reported

Age: 11-15

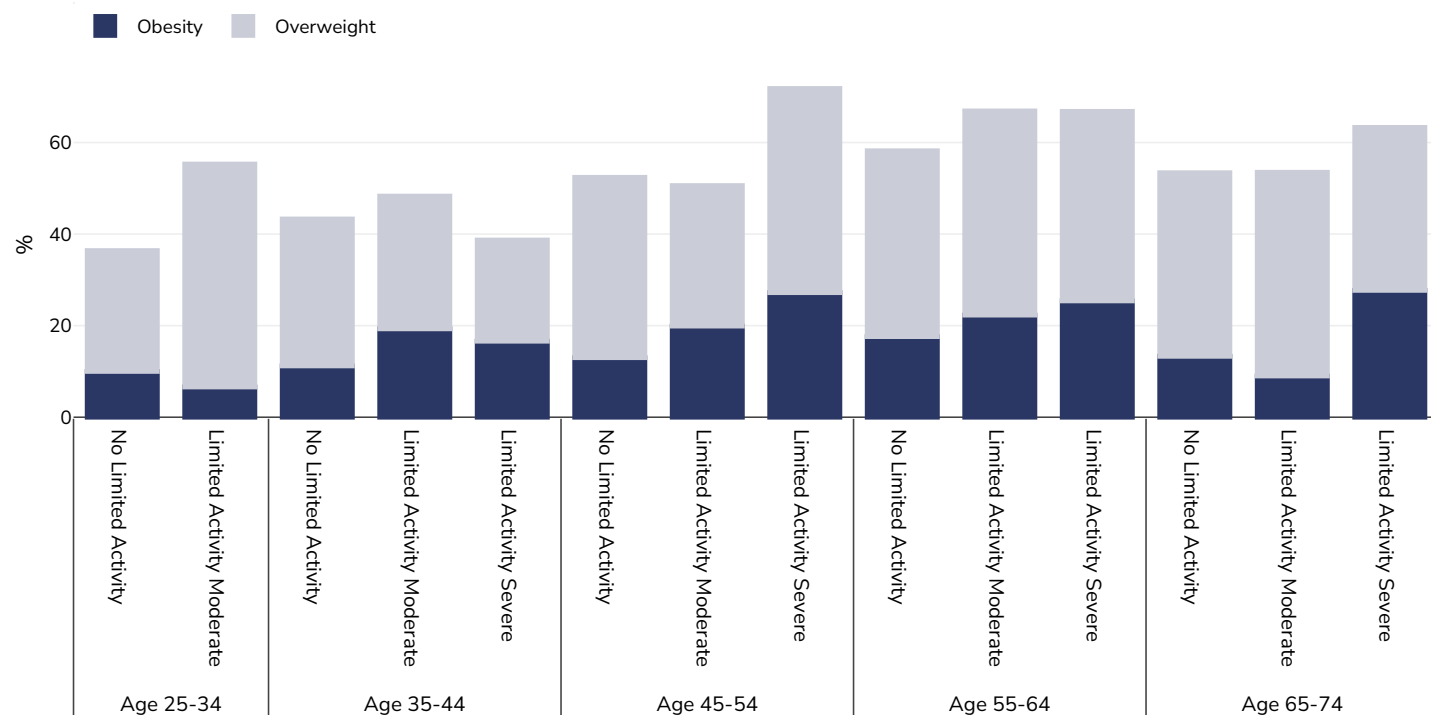
References: Raki? JG, Hamrik Z, Dzielska A, Felder-Puig R, Oja L, Bakalár P et al. A focus on adolescent physical activity, eating behaviours, weight status and body image in Europe, central Asia and Canada. Health Behaviour in School-aged Children (HBSC) international report from the 2021/2022 survey. Volume 4. Copenhagen: WHO Regional Office for Europe; 2024. 'Any translation was not created by the World Health Organization (WHO). WHO is not responsible for the content or accuracy of this translation. The original English edition shall be the binding and authentic edition'

Notes: FlemishFamily affluence scaleHBSC aims to survey approximately 1500 pupils per age group in each country or region (totaling around 4500)

Cutoffs: +2SD

## Overweight/obesity by age and limited activity

### Adults, 2014



Survey type:

Self-reported

Area covered:

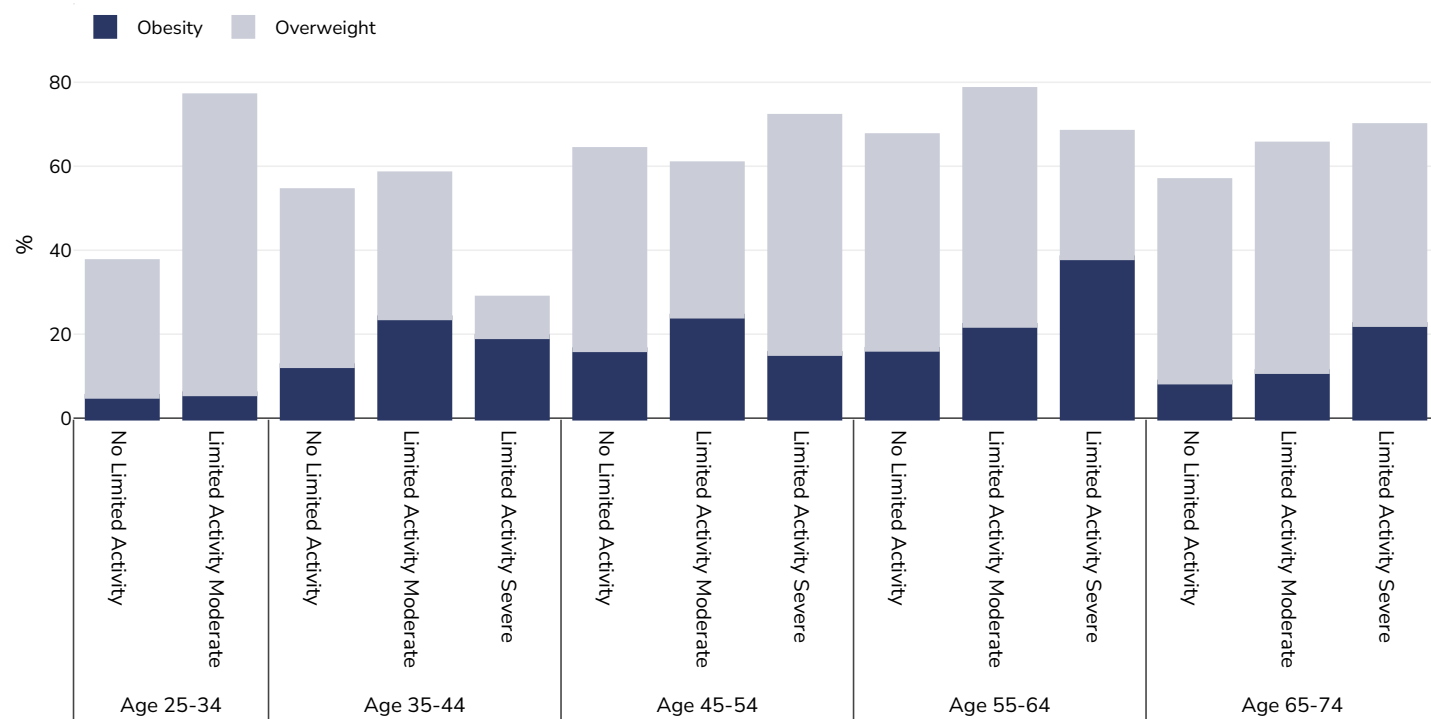
National

References:

Eurostat 2014 available at <https://appsso.eurostat.ec.europa.eu/nui/submitViewTableAction.do> (last accessed 06.10.21)

*Unless otherwise noted, overweight refers to a BMI between 25kg and 29.9kg/m<sup>2</sup>, obesity refers to a BMI greater than 30kg/m<sup>2</sup>.*

## Men, 2014



Survey type:

Self-reported

Area covered:

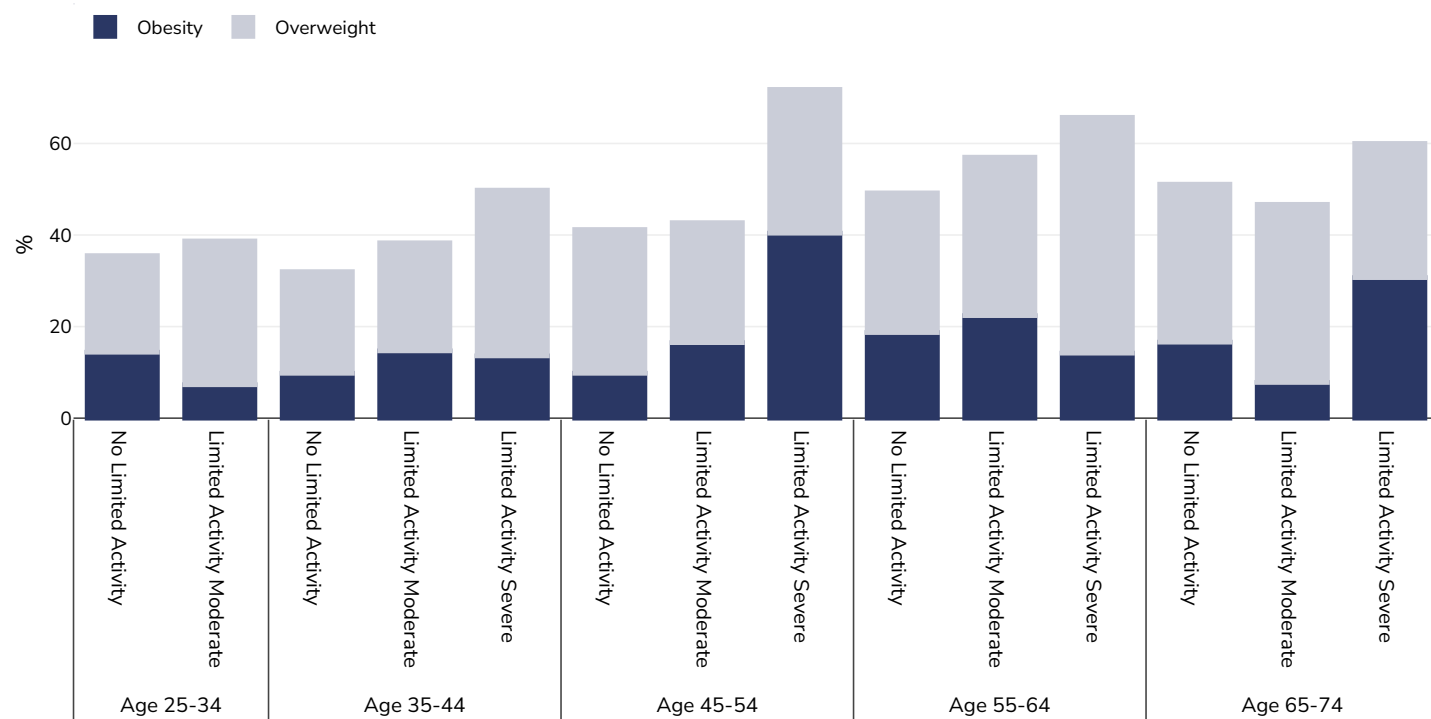
National

References:

Eurostat 2014 available at <https://appsso.eurostat.ec.europa.eu/nui/submitViewTableAction.do> (last accessed 06.10.21)

*Unless otherwise noted, overweight refers to a BMI between 25kg and 29.9kg/m<sup>2</sup>, obesity refers to a BMI greater than 30kg/m<sup>2</sup>.*

## Women, 2014



Survey type: Self-reported

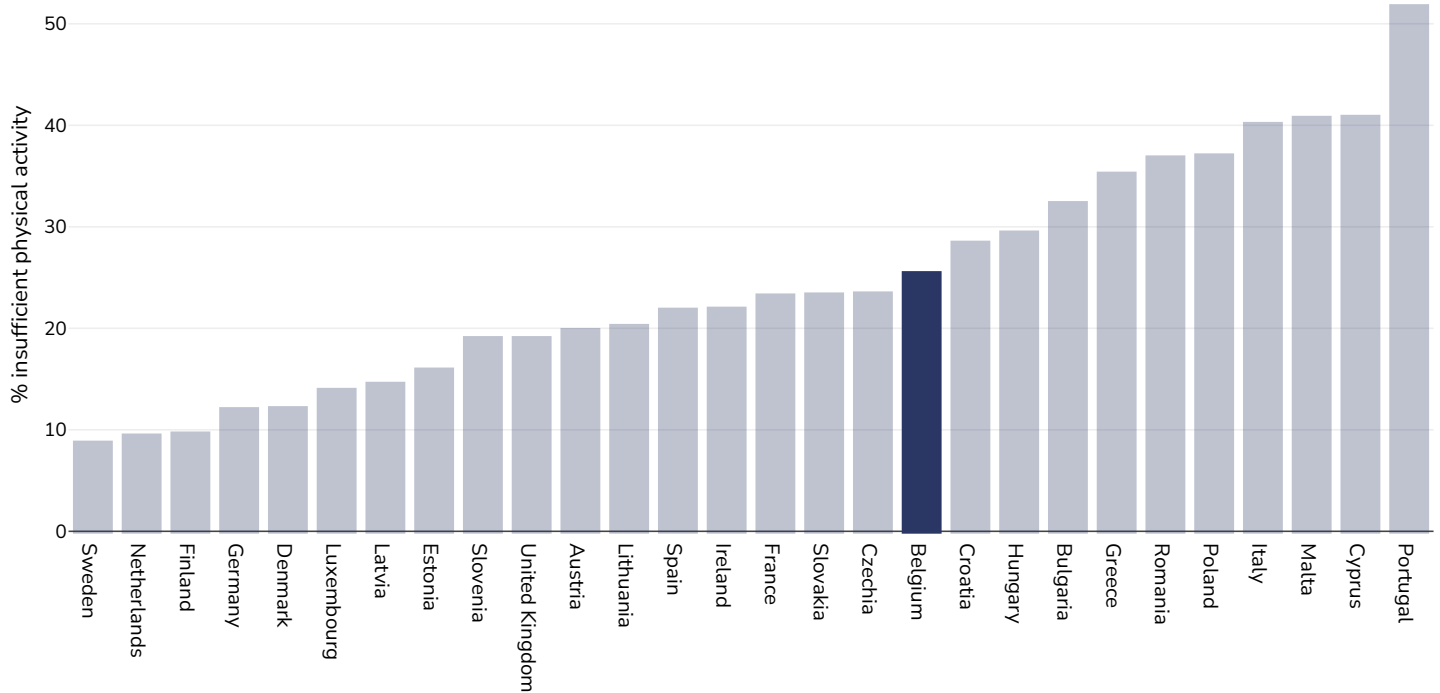
Area covered: National

References: Eurostat 2014 available at <https://appsso.eurostat.ec.europa.eu/nui/submitViewTableAction.do> (last accessed 06.10.21)

*Unless otherwise noted, overweight refers to a BMI between 25kg and 29.9kg/m<sup>2</sup>, obesity refers to a BMI greater than 30kg/m<sup>2</sup>.*

## Insufficient physical activity

### Adults, 2022



Survey type: Self-reported

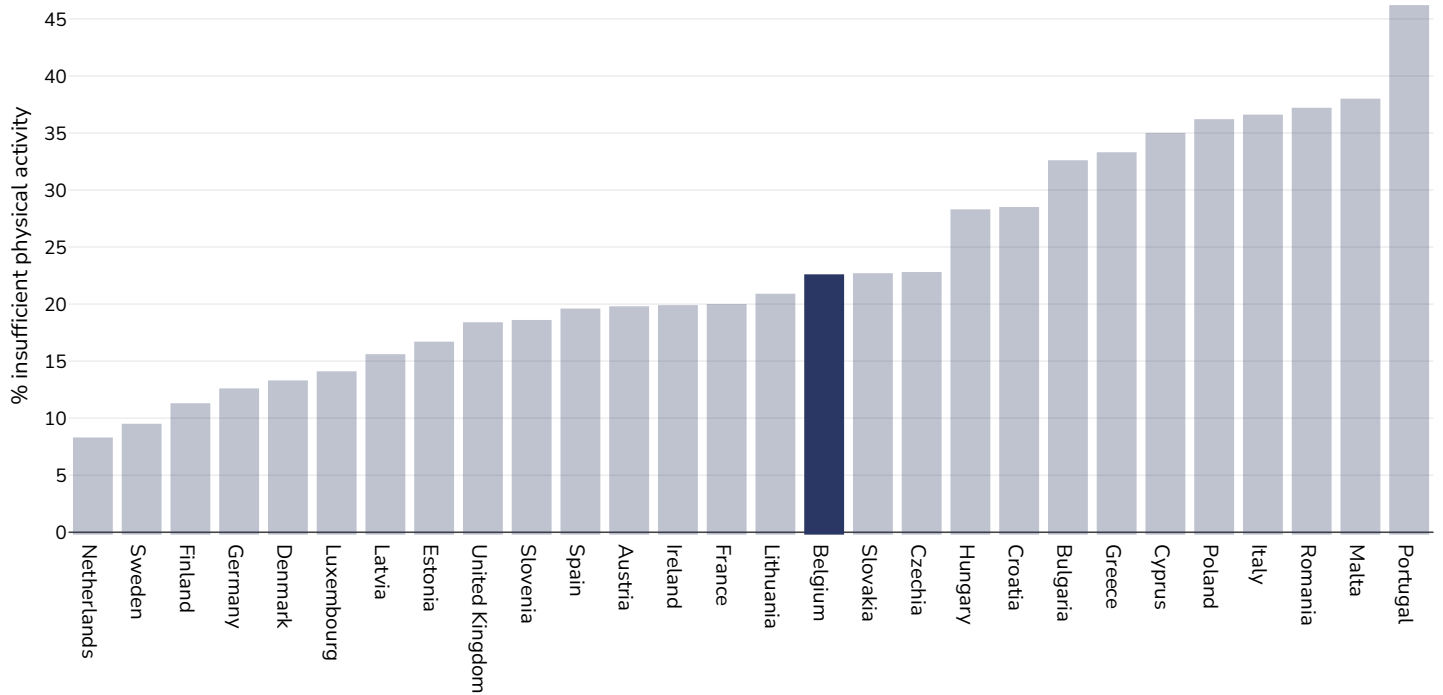
Age: 18+

Area covered: National

References: WHO (2024). Prevalence of insufficient physical activity among adults aged 18-years age-standardized estimate in 2022. Available at [https://www.who.int/data/gho/data/indicators/indicator-details/GHO/prevalence-of-insufficient-physical-activity-among-adults-aged-18-years-\(age-standardized-estimate\)-\(-\)](https://www.who.int/data/gho/data/indicators/indicator-details/GHO/prevalence-of-insufficient-physical-activity-among-adults-aged-18-years-(age-standardized-estimate)-(-))

Definitions: Percent of population attaining less than 150 minutes of moderate-intensity physical activity per week, or less than 75 minutes of vigorous-intensity physical activity per week, or equivalent.

## Men, 2022



Survey type: Self-reported

Age: 18+

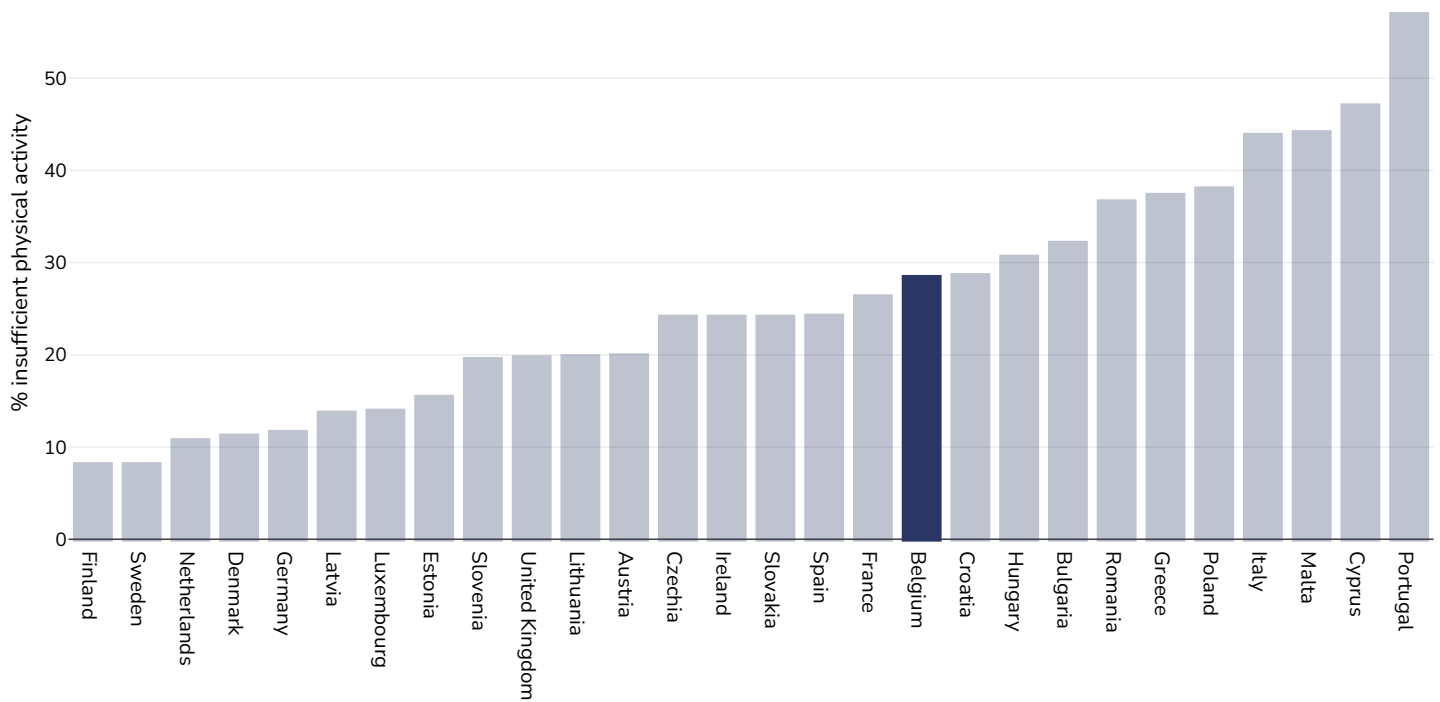
Area covered: National

References: WHO (2024). Prevalence of insufficient physical activity among adults aged 18-years age-standardized estimate in 2022. Available at [https://www.who.int/data/gho/data/indicators/indicator-details/GHO/prevalence-of-insufficient-physical-activity-among-adults-aged-18-years-\(age-standardized-estimate\)-\(-\)](https://www.who.int/data/gho/data/indicators/indicator-details/GHO/prevalence-of-insufficient-physical-activity-among-adults-aged-18-years-(age-standardized-estimate)-(-))

Definitions: Percent of population attaining less than 150 minutes of moderate-intensity physical activity per week, or less than 75 minutes of vigorous-intensity physical activity per week, or equivalent.



## Women, 2022



Survey type: Self-reported

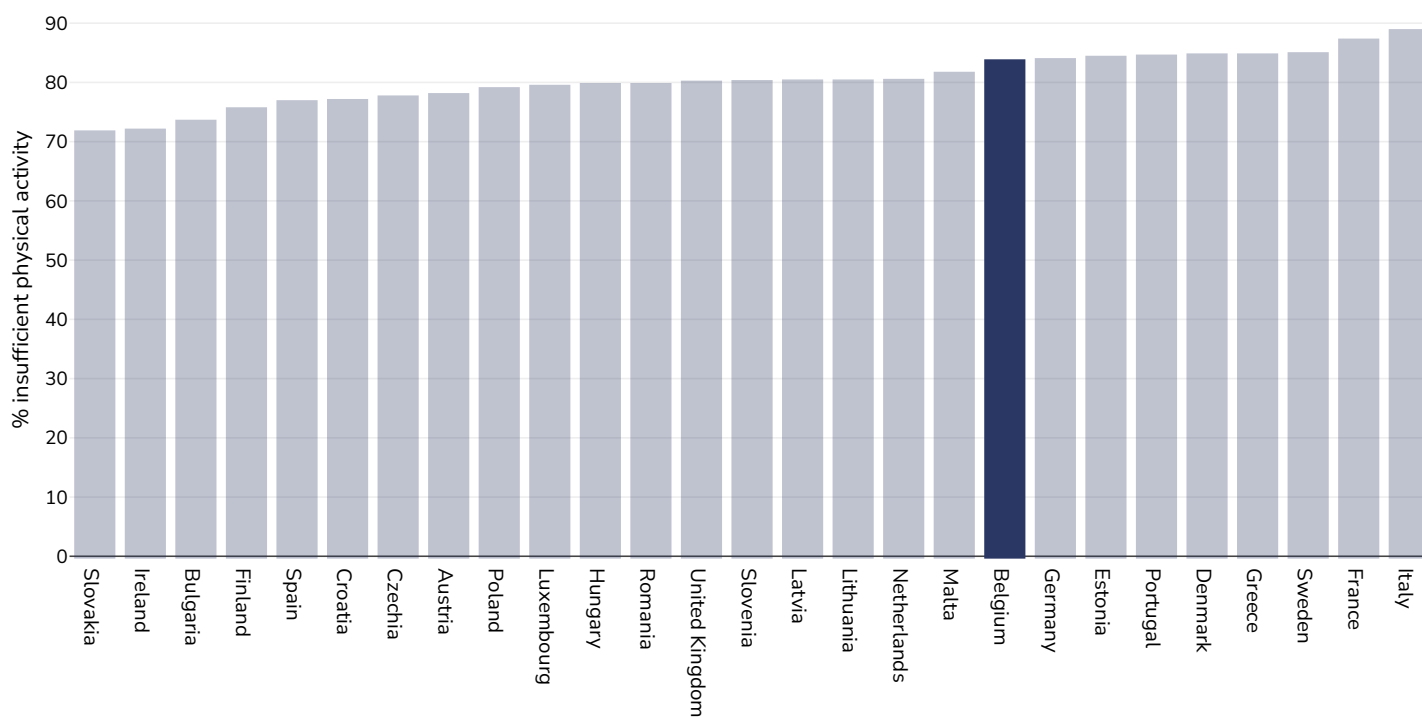
Age: 18+

Area covered: National

References: WHO (2024). Prevalence of insufficient physical activity among adults aged 18-years age-standardized estimate in 2022. Available at [https://www.who.int/data/gho/data/indicators/indicator-details/GHO/prevalence-of-insufficient-physical-activity-among-adults-aged-18-years-\(age-standardized-estimate\)-\(-\)](https://www.who.int/data/gho/data/indicators/indicator-details/GHO/prevalence-of-insufficient-physical-activity-among-adults-aged-18-years-(age-standardized-estimate)-(-))

Definitions: Percent of population attaining less than 150 minutes of moderate-intensity physical activity per week, or less than 75 minutes of vigorous-intensity physical activity per week, or equivalent.

## Children, 2016



Survey type:

Self-reported

Age:

11-17

References:

Global Health Observatory data repository, World Health Organisation, <https://apps.who.int/gho/data/node.main.A893ADO?lang=en> (last accessed 16.03.21)

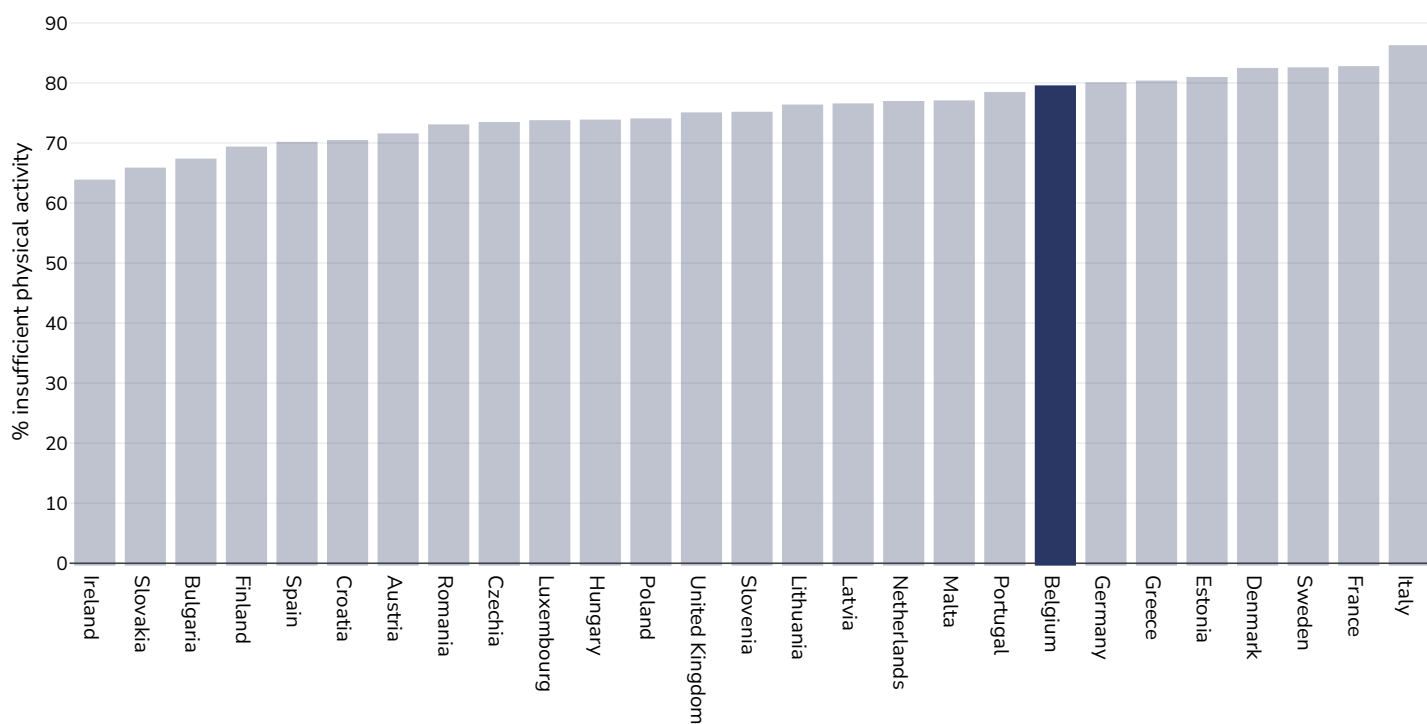
Notes:

% of school going adolescents not meeting WHO recommendations on Physical Activity for Health, i.e. doing less than 60 minutes of moderate- to vigorous-intensity physical activity daily.

Definitions:

% Adolescents insufficiently active (age standardised estimate)

## Boys, 2016



Survey type:

Self-reported

Age:

11-17

References:

Global Health Observatory data repository, World Health Organisation, <https://apps.who.int/gho/data/node.main.A893ADO?lang=en> (last accessed 16.03.21)

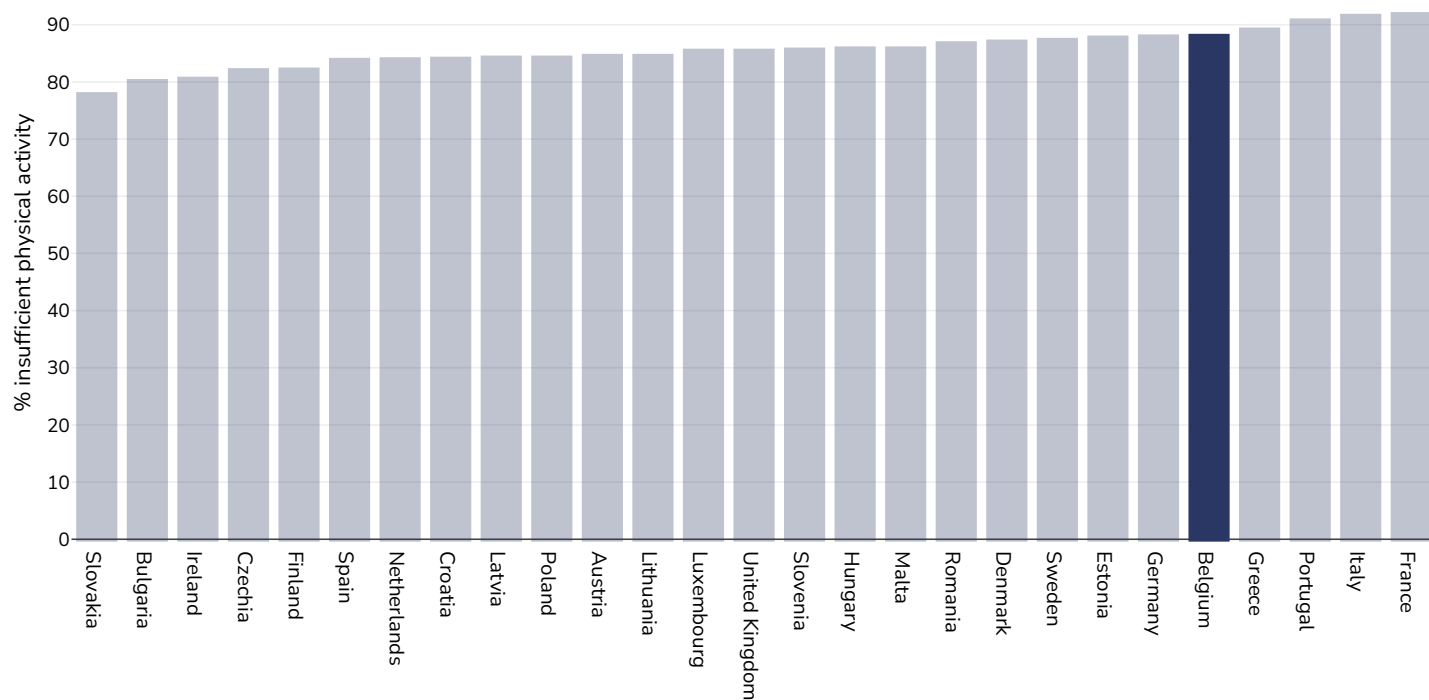
Notes:

% of school going adolescents not meeting WHO recommendations on Physical Activity for Health, i.e. doing less than 60 minutes of moderate- to vigorous-intensity physical activity daily.

Definitions:

% Adolescents insufficiently active (age standardised estimate)

## Girls, 2016



Survey type: Self-reported

Age: 11-17

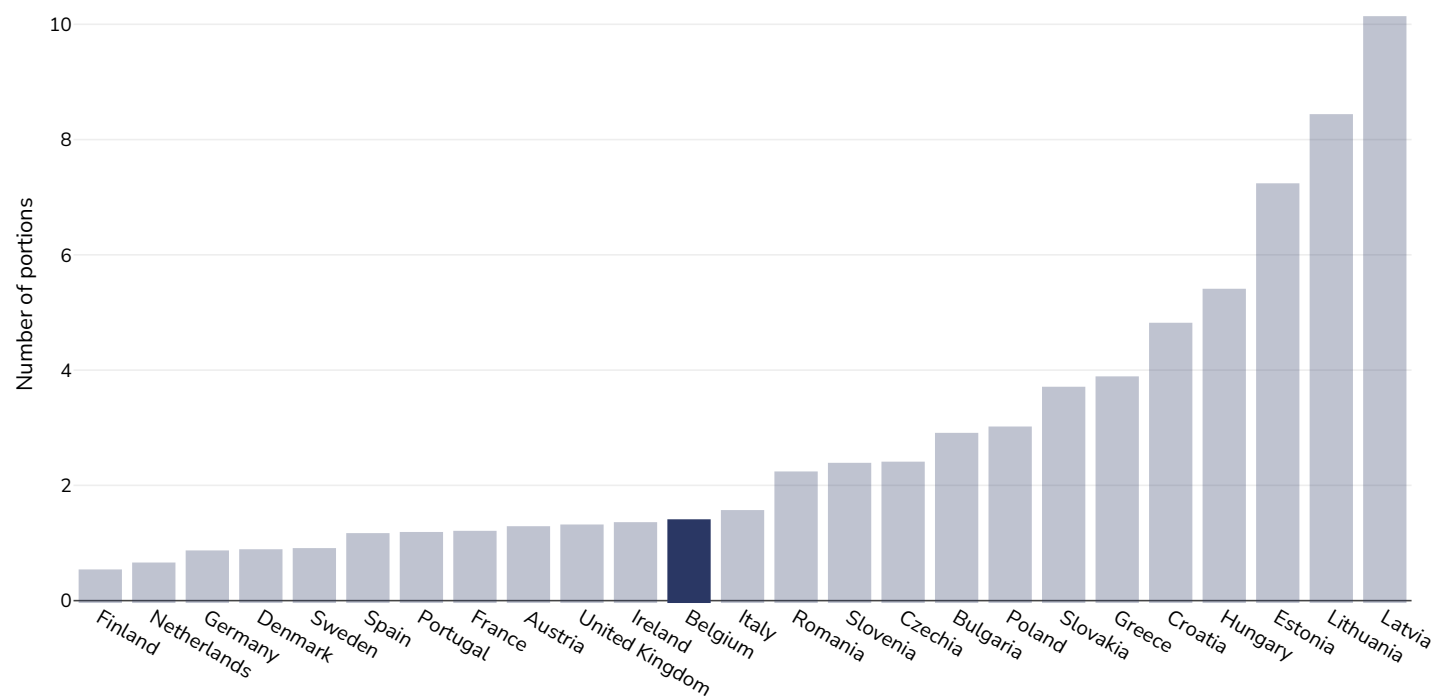
References: Global Health Observatory data repository, World Health Organisation, <https://apps.who.int/gho/data/node.main.A893ADO?lang=en> (last accessed 16.03.21)

Notes: % of school going adolescents not meeting WHO recommendations on Physical Activity for Health, i.e. doing less than 60 minutes of moderate- to vigorous-intensity physical activity daily.

Definitions: % Adolescents insufficiently active (age standardised estimate)

## Sugar consumption

Adults, 2016



References:

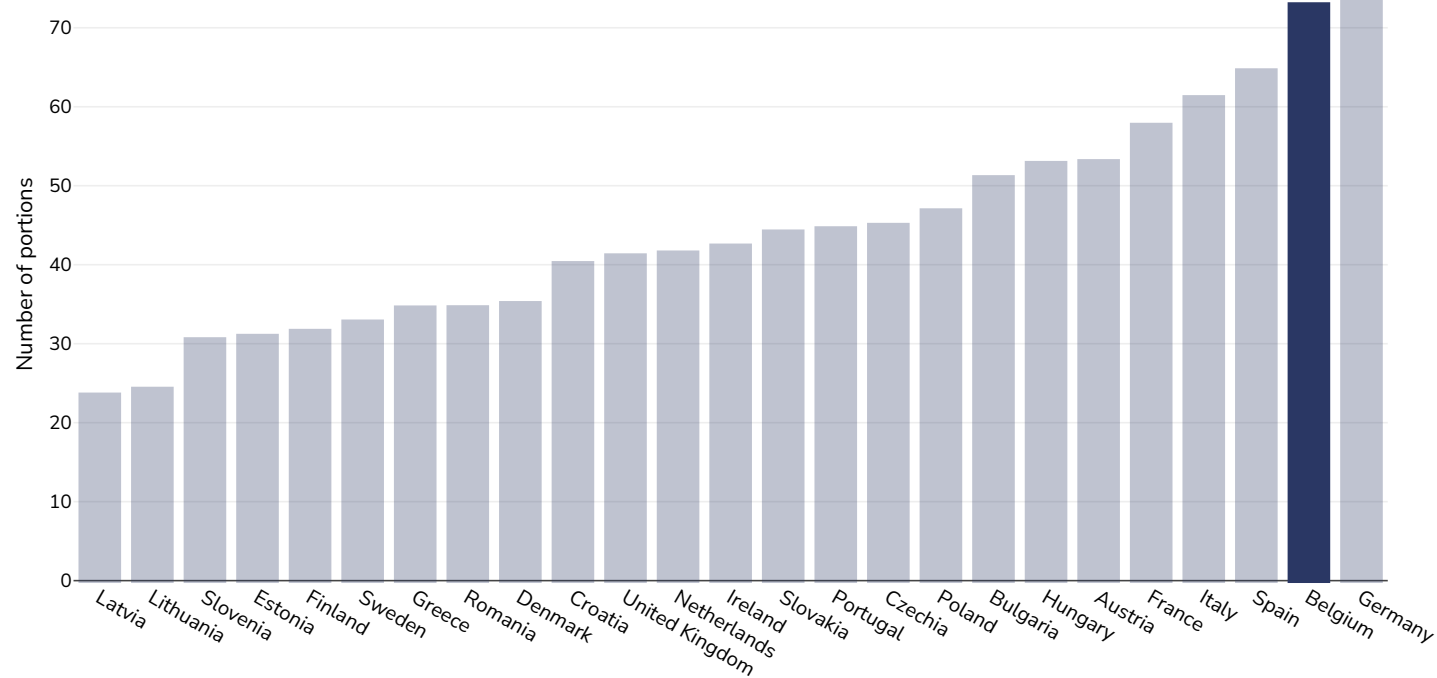
Source: Euromonitor International

Definitions:

Sugar consumption (Number of 500g sugar portions/person/month)

## Estimated per capita sugar sweetened beverages intake

Adults, 2016

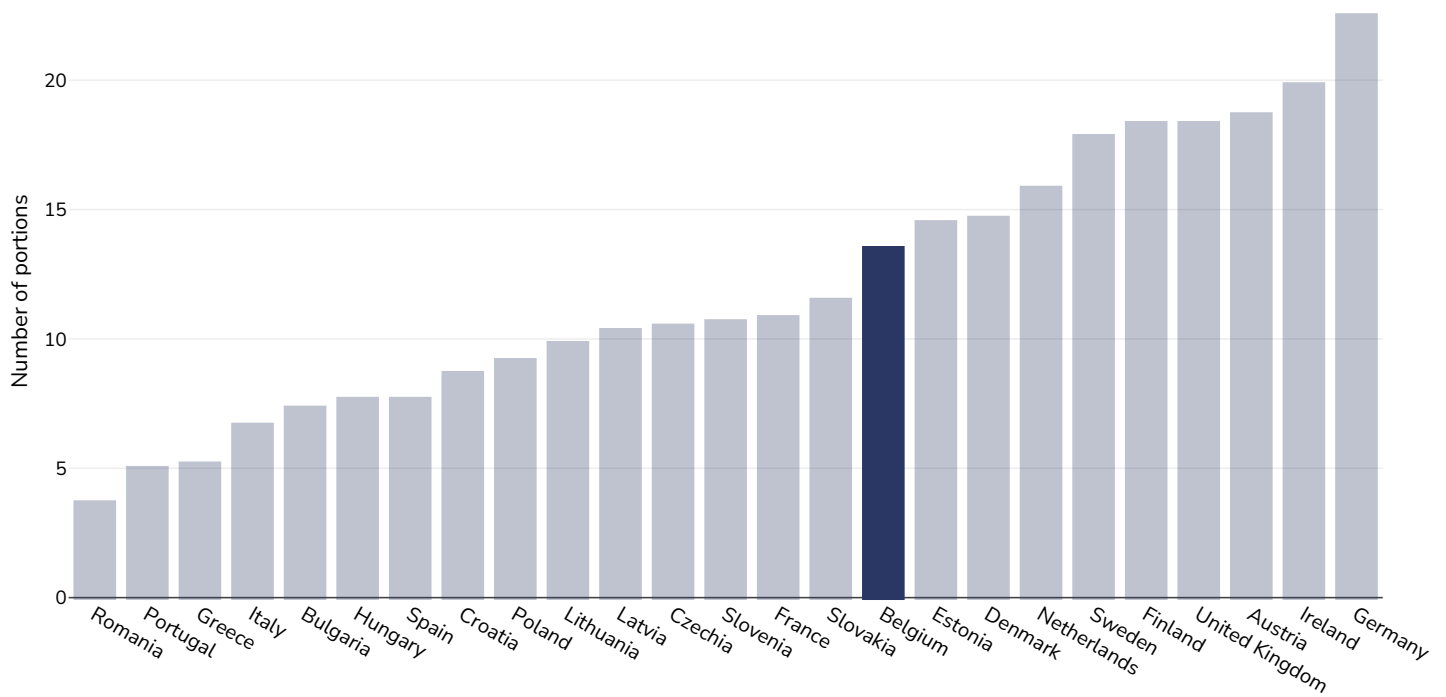


References:

Source: Euromonitor International

## Prevalence of confectionery consumption

Adults, 2016



References:

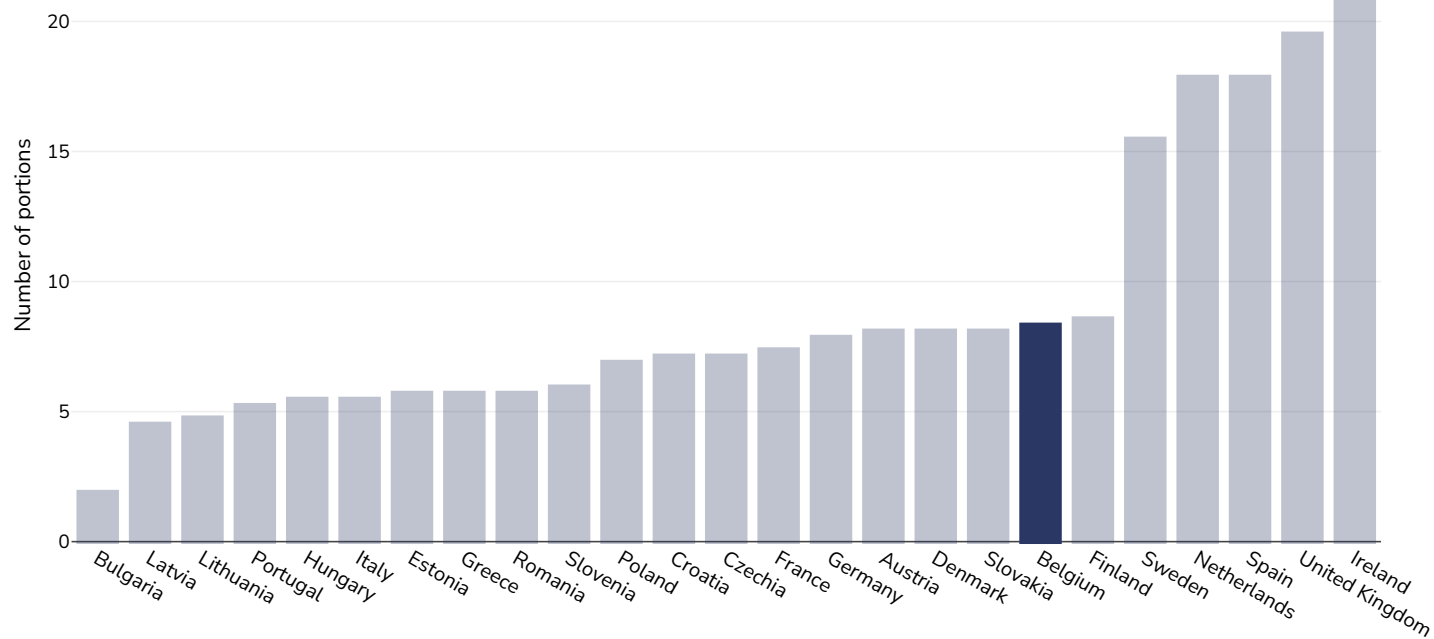
Source: Euromonitor International

Definitions:

Prevalence of confectionery consumption (Number of 50g confectionery portions/person/month)

## Prevalence of sweet/savoury snack consumption

Adults, 2016



References:

Source: Euromonitor International

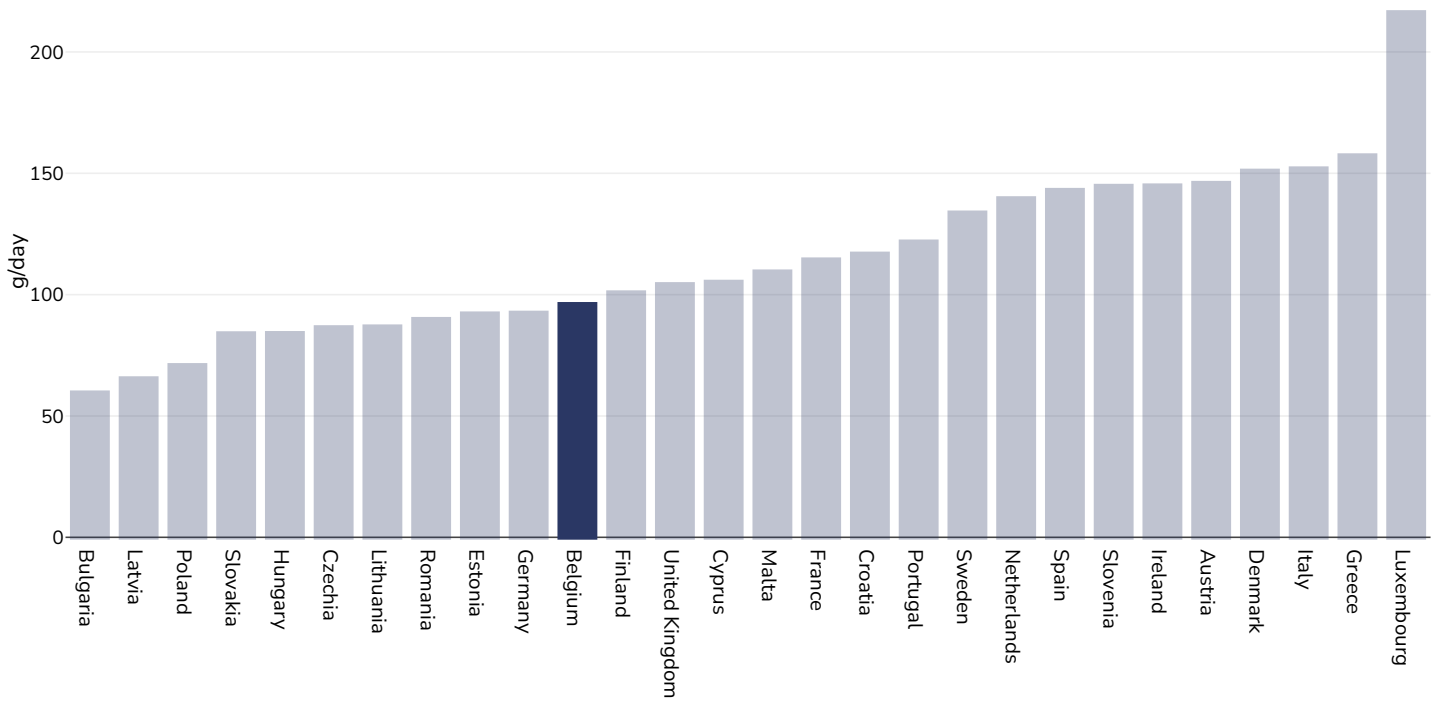
Definitions:

Prevalence of sweet/savoury snack consumption (Number of 35g sweet/savoury snack portions/person/month)



## Estimated per capita fruit intake

### Adults, 2017



Survey type:

Measured

Age:

25+

References:

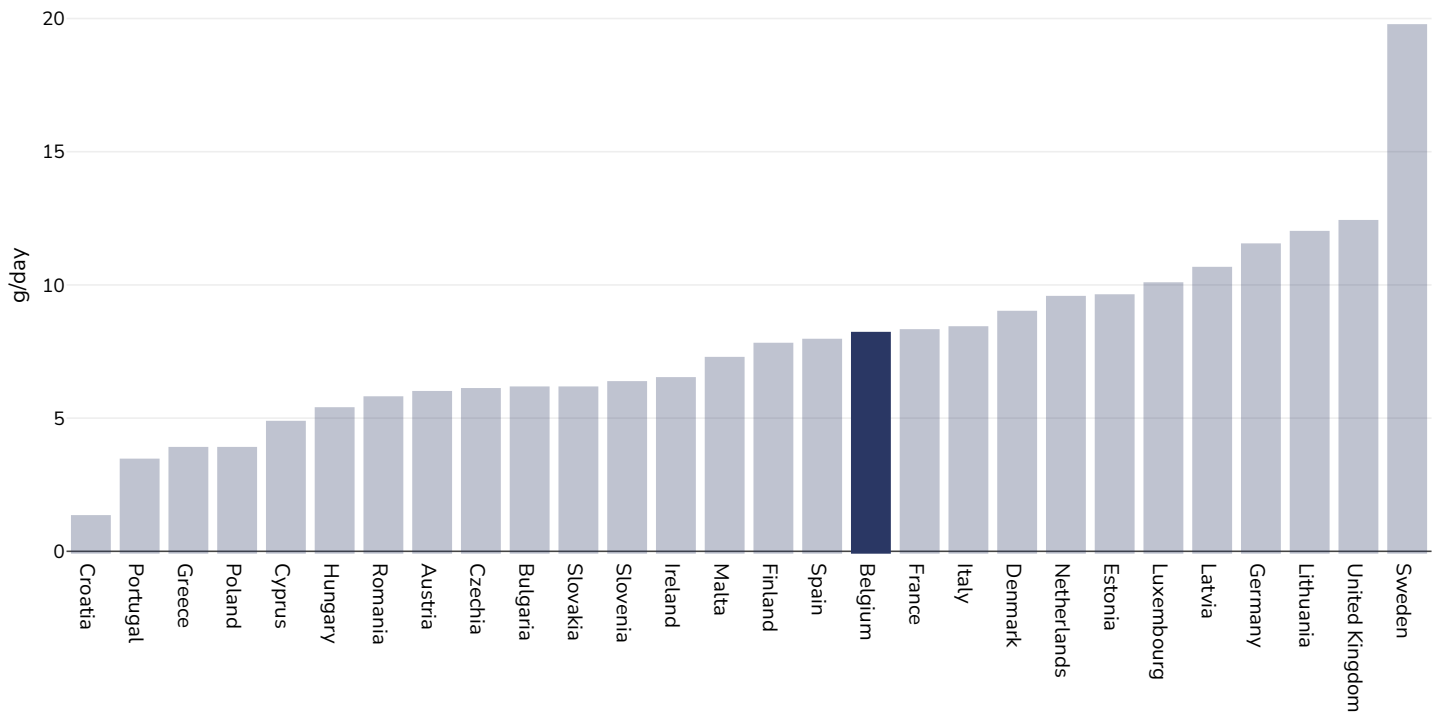
Global Burden of Disease, the Institute for Health Metrics and Evaluation <http://ghdx.healthdata.org/>

Definitions:

Estimated per-capita fruit intake (g/day)

## Estimated per-capita processed meat intake

### Adults, 2017



Survey type:

Measured

Age:

25+

References:

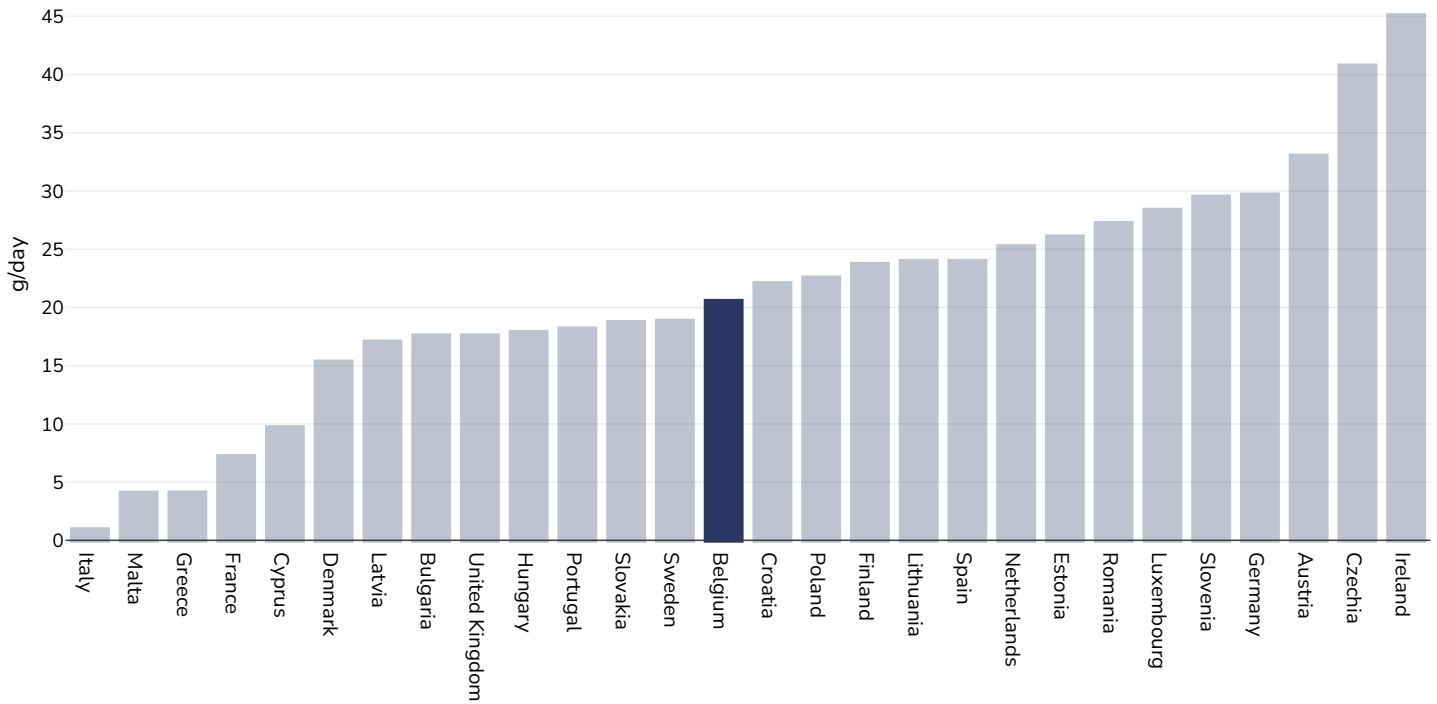
Global Burden of Disease, the Institute for Health Metrics and Evaluation <http://ghdx.healthdata.org/>

Definitions:

Estimated per-capita processed meat intake (g per day)

## Estimated per capita whole grains intake

### Adults, 2017



Survey type:

Measured

Age:

25+

References:

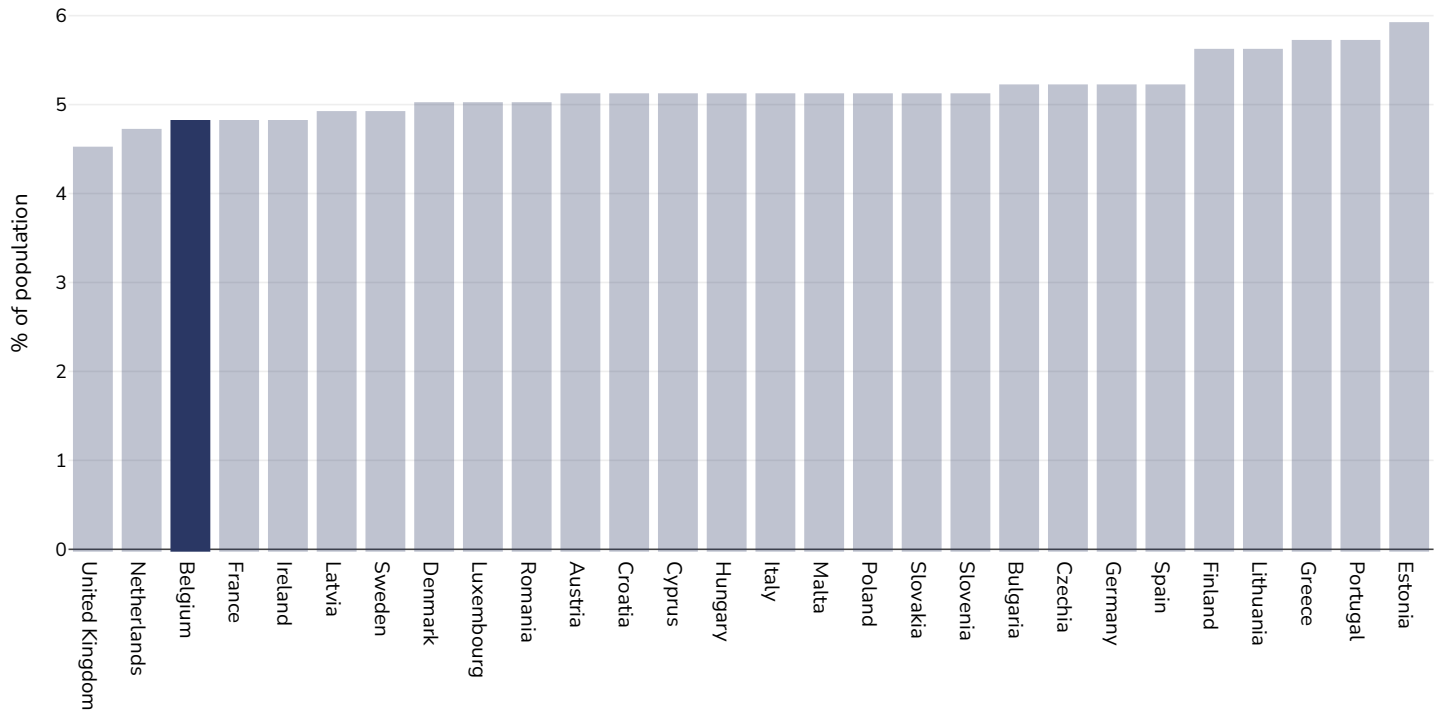
Global Burden of Disease, the Institute for Health Metrics and Evaluation <http://ghdx.healthdata.org/>

Definitions:

Estimated per-capita whole grains intake (g/day)

## Mental health - depression disorders

### Adults, 2015

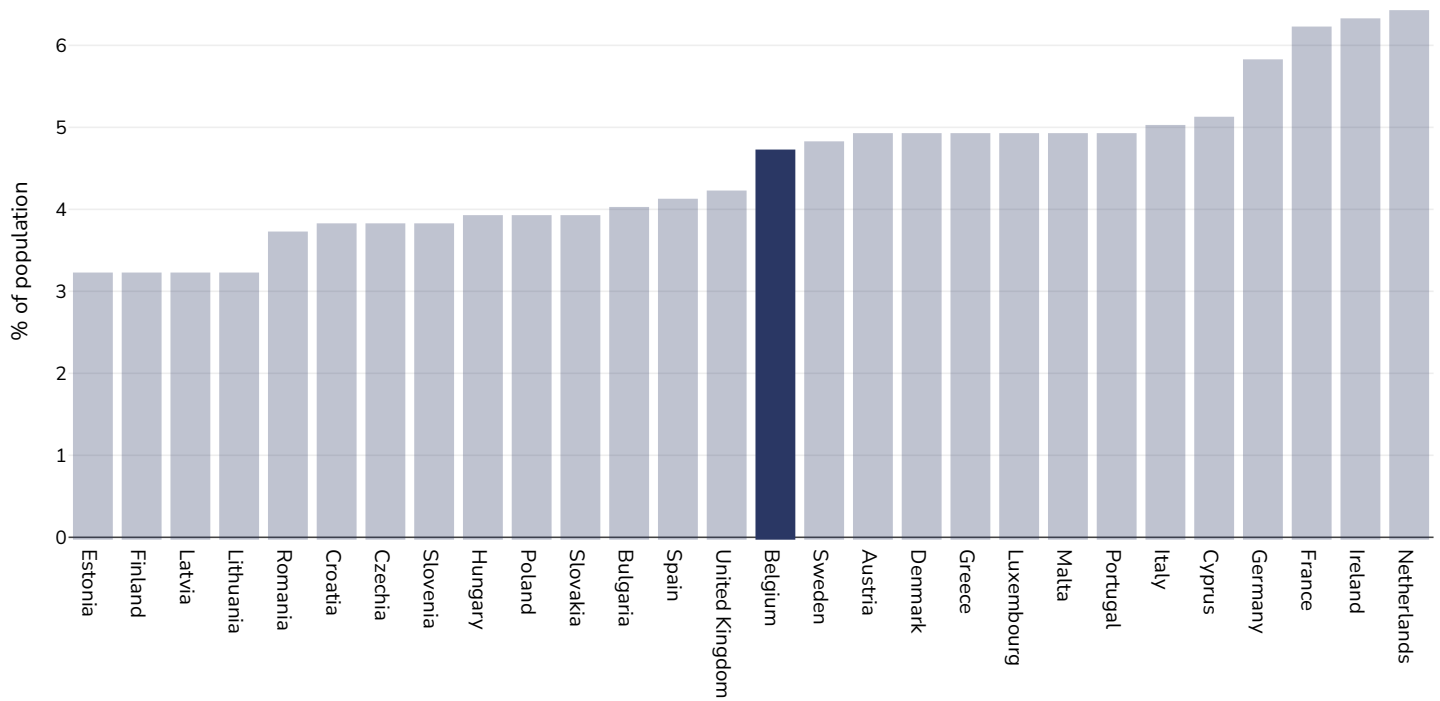


References: Prevalence data from Global Burden of Disease study 2015 (<http://ghdx.healthdata.org>) published in: Depression and Other Common Mental Disorders: Global Health Estimates. Geneva:World Health Organization; 2017. Licence: CC BY-NC-SA 3.0 IGO.

Definitions: % of population with depression disorders

## Mental health - anxiety disorders

### Adults, 2015




References: Prevalence data from Global Burden of Disease study 2015 (<http://ghdx.healthdata.org>) published in: Depression and Other Common Mental Disorders: Global Health Estimates. Geneva:World Health Organization; 2017. Licence: CC BY-NC-SA 3.0 IGO.

Definitions: % of population with anxiety disorders

## Oesophageal cancer

Men, 2022




Age: 20+

Area covered: National

References: Ferlay J, Ervik M, Lam F, Laversanne M, Colombet M, Mery L, Piñeros M, Znaor A, Soerjomataram I, Bray F (2024). Global Cancer Observatory: Cancer Today. Lyon, France: International Agency for Research on Cancer. Available from: <https://gco.iarc.who.int/today>, accessed [16.07.24]

Definitions: Incidence per 100,000

## Women, 2022



Age: 20+

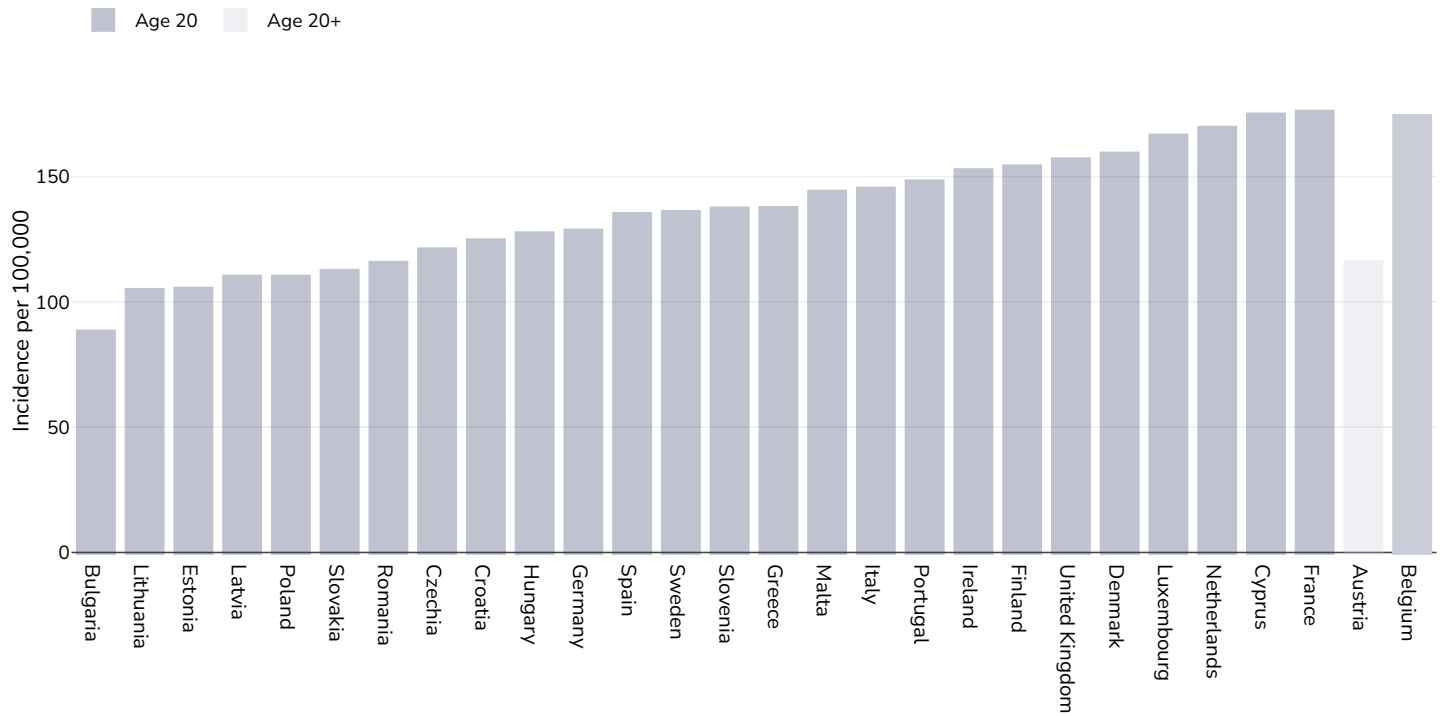
Area covered: National

References: Ferlay J, Ervik M, Lam F, Laversanne M, Colombet M, Mery L, Piñeros M, Znaor A, Soerjomataram I, Bray F (2024). Global Cancer Observatory: Cancer Today. Lyon, France: International Agency for Research on Cancer. Available from: <https://gco.iarc.who.int/today>, accessed [16.07.24]

Definitions: Incidence per 100,000

## Breast cancer

### Women, 2022



Area covered: National


References: Ferlay J, Ervik M, Lam F, Laversanne M, Colombet M, Mery L, Piñeros M, Znaor A, Soerjomataram I, Bray F (2024). Global Cancer Observatory: Cancer Today. Lyon, France: International Agency for Research on Cancer. Available from: <https://gco.iarc.who.int/today>, accessed [16.07.24]

Definitions: Incidence per 100,000



## Colorectal cancer

Men, 2022




Age: 20+

Area covered: National

References: Ferlay J, Ervik M, Lam F, Laversanne M, Colombet M, Mery L, Piñeros M, Znaor A, Soerjomataram I, Bray F (2024). Global Cancer Observatory: Cancer Today. Lyon, France: International Agency for Research on Cancer. Available from: <https://gco.iarc.who.int/today>, accessed [16.07.24]

Definitions: Incidence per 100,000

## Women, 2022



Age: 20+


Area covered: National

References: Ferlay J, Ervik M, Lam F, Laversanne M, Colombet M, Mery L, Piñeros M, Znaor A, Soerjomataram I, Bray F (2024). Global Cancer Observatory: Cancer Today. Lyon, France: International Agency for Research on Cancer. Available from: <https://gco.iarc.who.int/today>, accessed [16.07.24]

Definitions: Incidence per 100,000

## Pancreatic cancer

### Men, 2022




Age: 20+

Area covered: National

References: Ferlay J, Ervik M, Lam F, Laversanne M, Colombet M, Mery L, Piñeros M, Znaor A, Soerjomataram I, Bray F (2024). Global Cancer Observatory: Cancer Today. Lyon, France: International Agency for Research on Cancer. Available from: <https://gco.iarc.who.int/today>, accessed [16.07.24]

Definitions: Incidence per 100,000

**Women, 2022**



Age: 20+


Area covered: National

References: Ferlay J, Ervik M, Lam F, Laversanne M, Colombet M, Mery L, Piñeros M, Znaor A, Soerjomataram I, Bray F (2024). Global Cancer Observatory: Cancer Today. Lyon, France: International Agency for Research on Cancer. Available from: <https://gco.iarc.who.int/today>, accessed [16.07.24]

Definitions: Incidence per 100,000

## Gallbladder cancer

Men, 2022




Age: 20+

Area covered: National

References: Ferlay J, Ervik M, Lam F, Laversanne M, Colombet M, Mery L, Piñeros M, Znaor A, Soerjomataram I, Bray F (2024). Global Cancer Observatory: Cancer Today. Lyon, France: International Agency for Research on Cancer. Available from: <https://gco.iarc.who.int/today>, accessed [16.07.24]

Definitions: Incidence per 100,000

## Women, 2022



Age: 20+


Area covered: National

References: Ferlay J, Ervik M, Lam F, Laversanne M, Colombet M, Mery L, Piñeros M, Znaor A, Soerjomataram I, Bray F (2024). Global Cancer Observatory: Cancer Today. Lyon, France: International Agency for Research on Cancer. Available from: <https://gco.iarc.who.int/today>, accessed [16.07.24]

Definitions: Incidence per 100,000

## Kidney cancer

### Men, 2022




Age: 20+

Area covered: National

References: Ferlay J, Ervik M, Lam F, Laversanne M, Colombet M, Mery L, Piñeros M, Znaor A, Soerjomataram I, Bray F (2024). Global Cancer Observatory: Cancer Today. Lyon, France: International Agency for Research on Cancer. Available from: <https://gco.iarc.who.int/today>, accessed [16.07.24]

Definitions: Incidence per 100,000

## Women, 2022



Age: 20+

Area covered: National


References: Ferlay J, Ervik M, Lam F, Laversanne M, Colombet M, Mery L, Piñeros M, Znaor A, Soerjomataram I, Bray F (2024). Global Cancer Observatory: Cancer Today. Lyon, France: International Agency for Research on Cancer. Available from: <https://gco.iarc.who.int/today>, accessed [16.07.24]

Definitions: Incidence per 100,000



## Cancer of the uterus

### Women, 2022



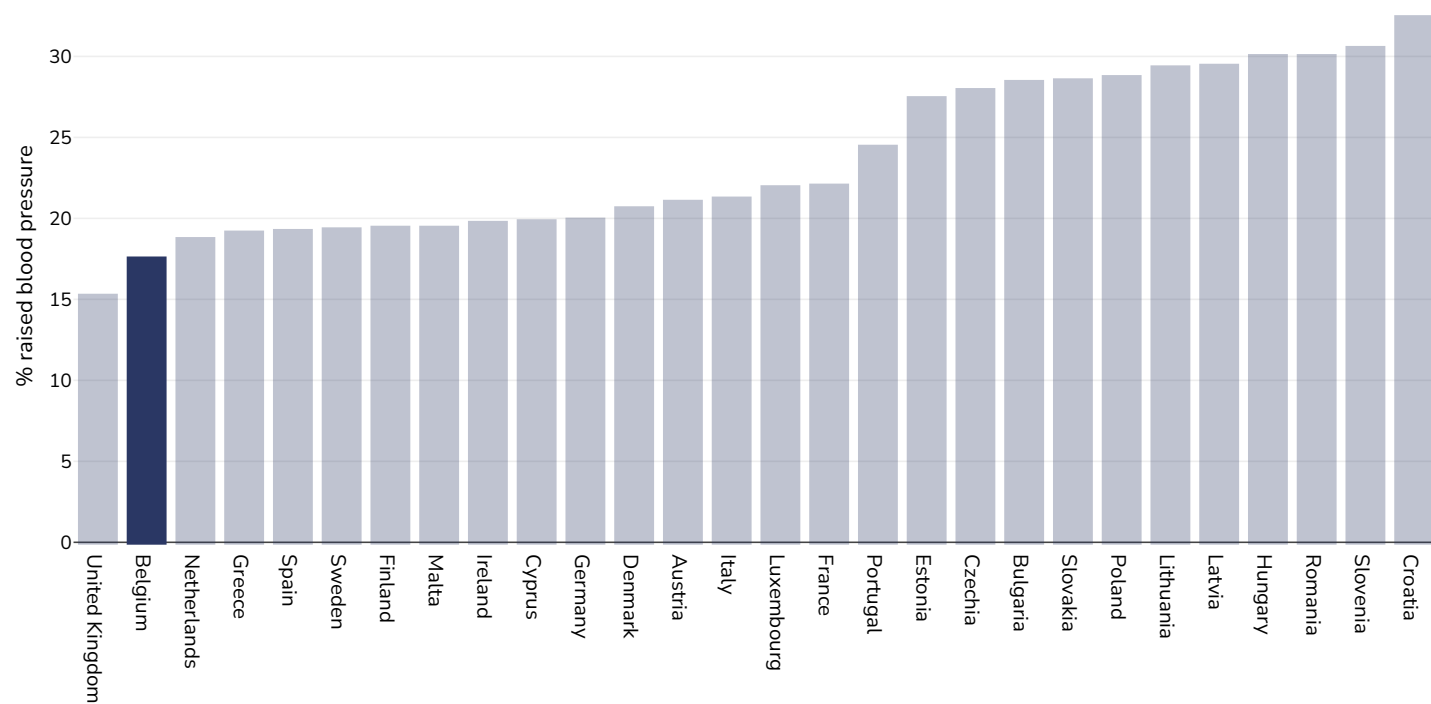
Age: 20+

References: Ferlay J, Ervik M, Lam F, Laversanne M, Colombet M, Mery L, Piñeros M, Znaor A, Soerjomataram I, Bray F (2024). Global Cancer Observatory: Cancer Today. Lyon, France: International Agency for Research on Cancer. Available from: <https://gco.iarc.who.int/today>, accessed [16.07.24]

Definitions: Incidence per 100,000

## Raised blood pressure

### Adults, 2015



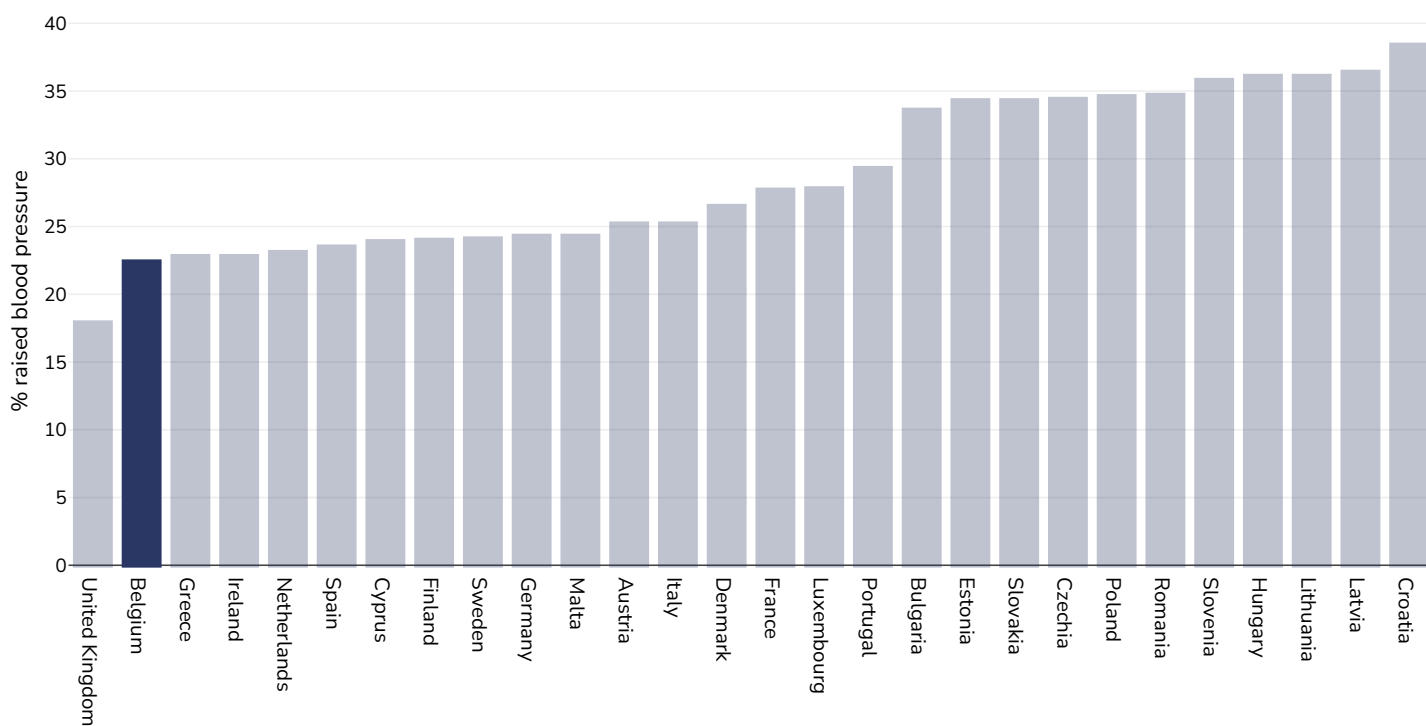
References:

Global Health Observatory data repository, World Health Organisation,  
<http://apps.who.int/gho/data/node.main.A875?lang=en>

Definitions:

Age Standardised estimated % Raised blood pressure 2015 (SBP $\geq$ 140 OR DBP $\geq$ 90).

## Men, 2015



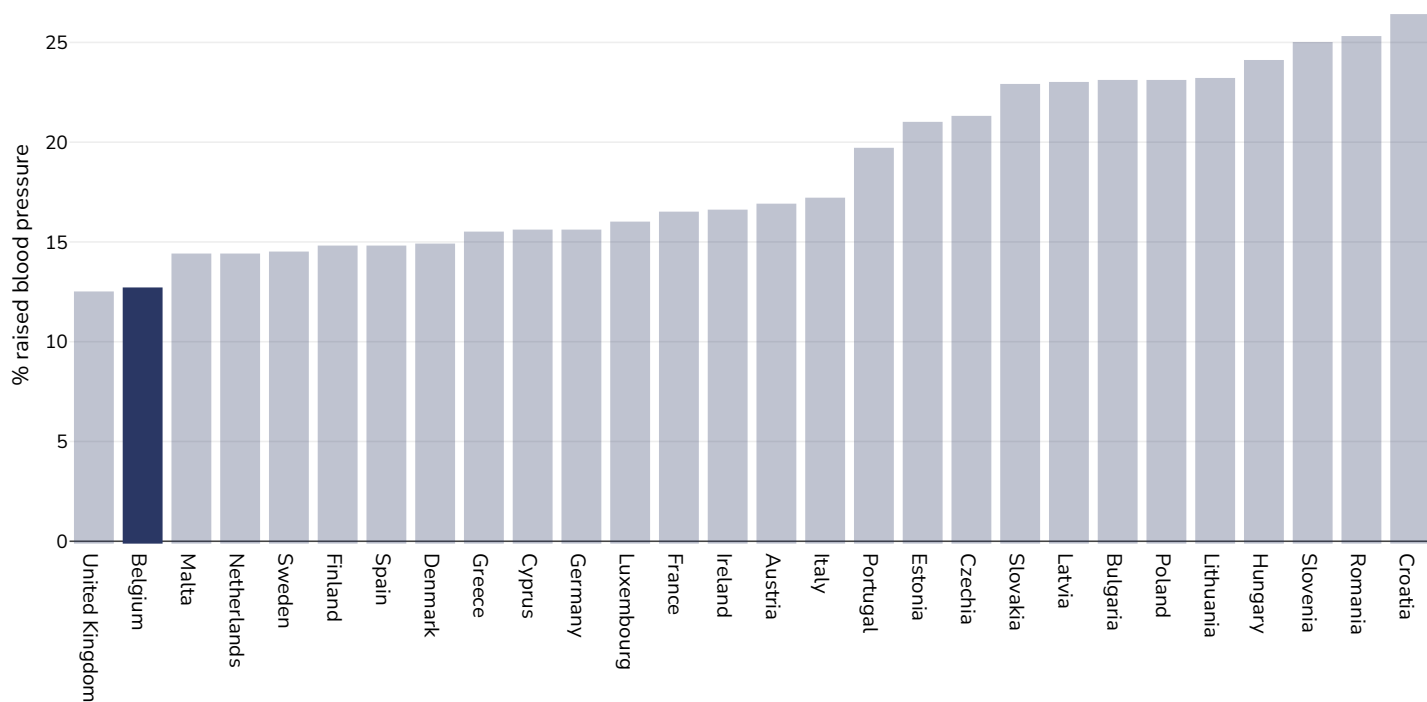
References:

Global Health Observatory data repository, World Health Organisation,  
<http://apps.who.int/gho/data/node.main.A875?lang=en>

Definitions:

Age Standardised estimated % Raised blood pressure 2015 (SBP $\geq$ 140 OR DBP $\geq$ 90).

## Women, 2015



References:

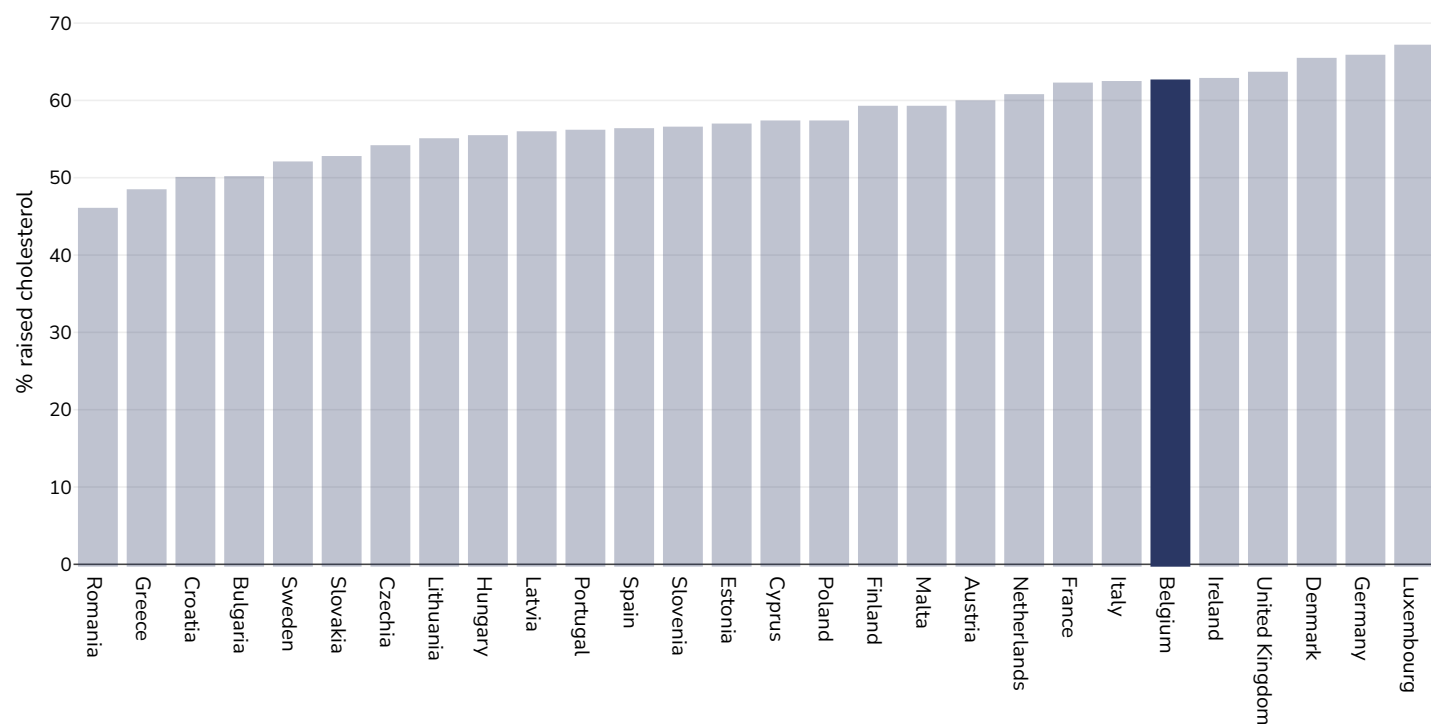
Global Health Observatory data repository, World Health Organisation,  
<http://apps.who.int/gho/data/node.main.A875?lang=en>

Definitions:

Age Standardised estimated % Raised blood pressure 2015 (SBP $\geq$ 140 OR DBP $\geq$ 90).

## Raised cholesterol

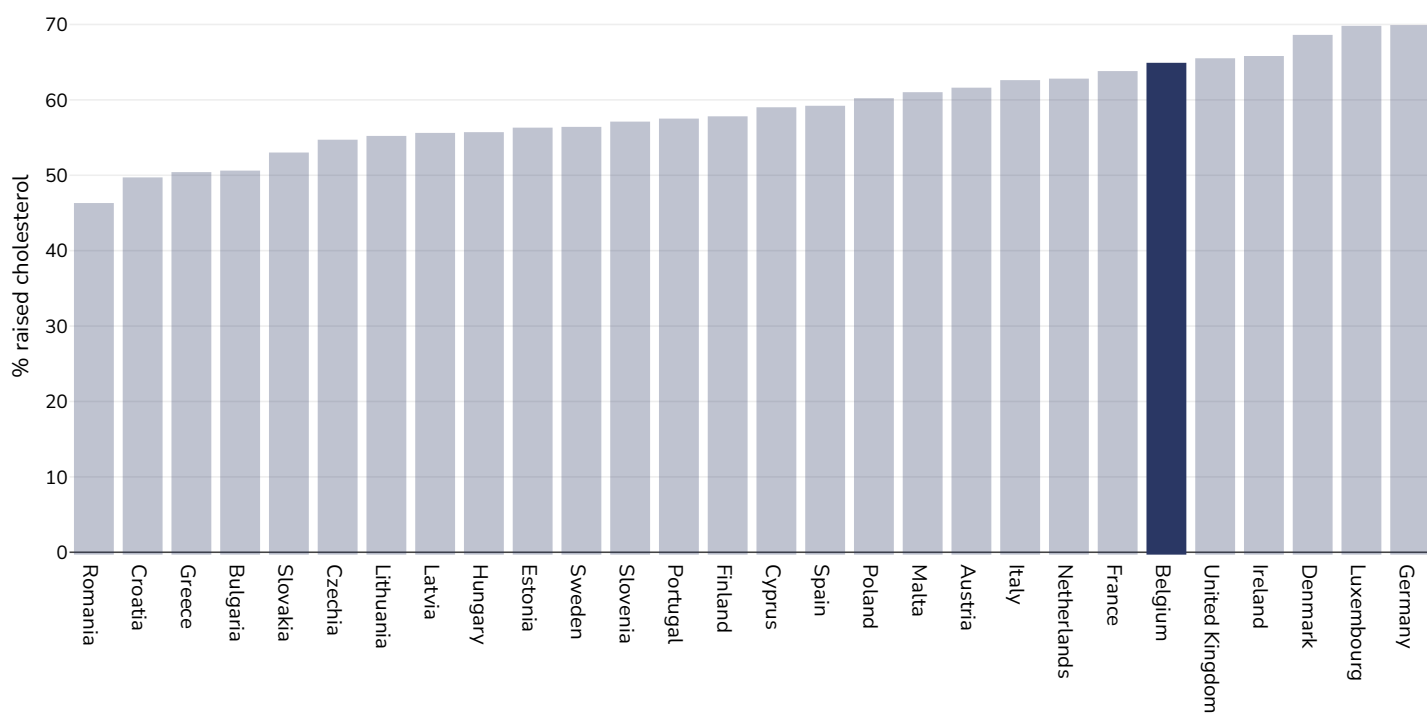
### Adults, 2008



References: Global Health Observatory data repository, World Health Organisation, <http://apps.who.int/gho/data/node.main.A885>

Definitions: % Raised total cholesterol ( $\geq 5.0$  mmol/L) (age-standardized estimate).

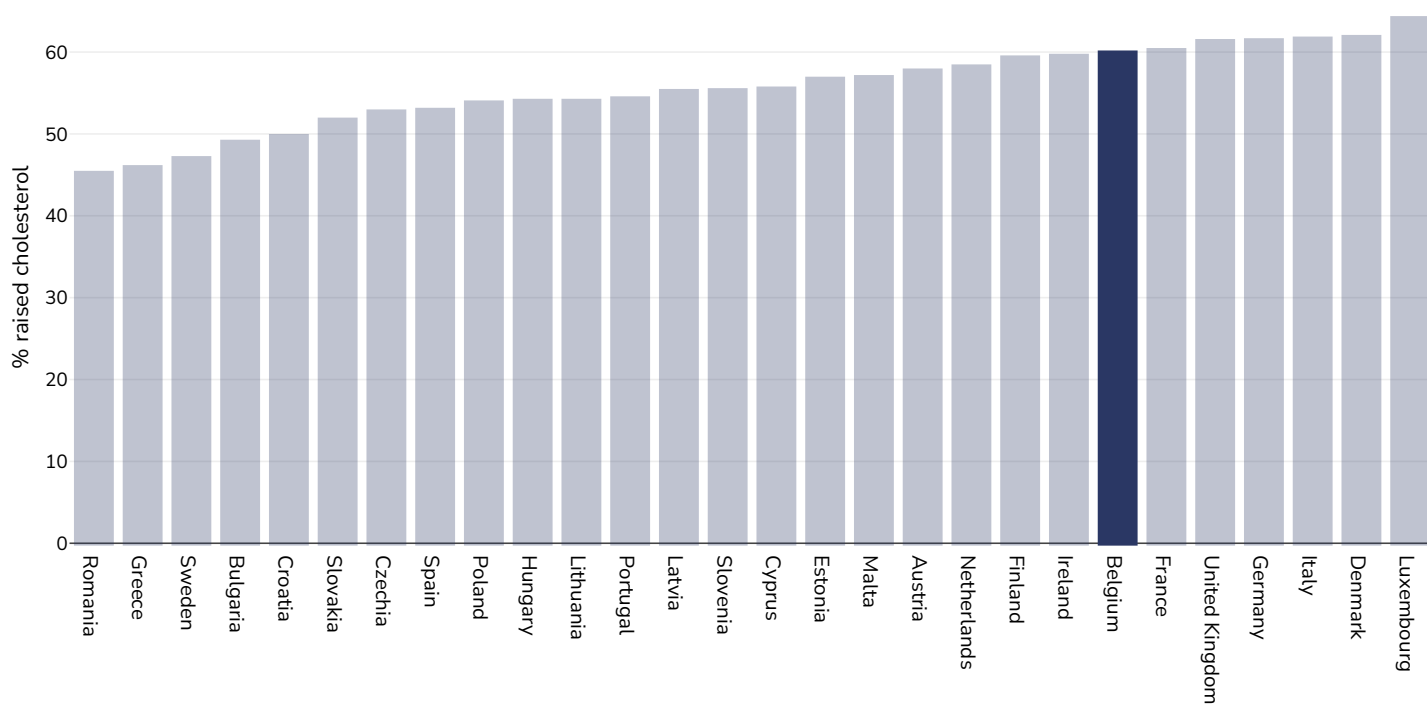
## Men, 2008



References: Global Health Observatory data repository, World Health Organisation, <http://apps.who.int/gho/data/node.main.A885>

Definitions: % Raised total cholesterol ( $\geq 5.0$  mmol/L) (age-standardized estimate).

## Women, 2008

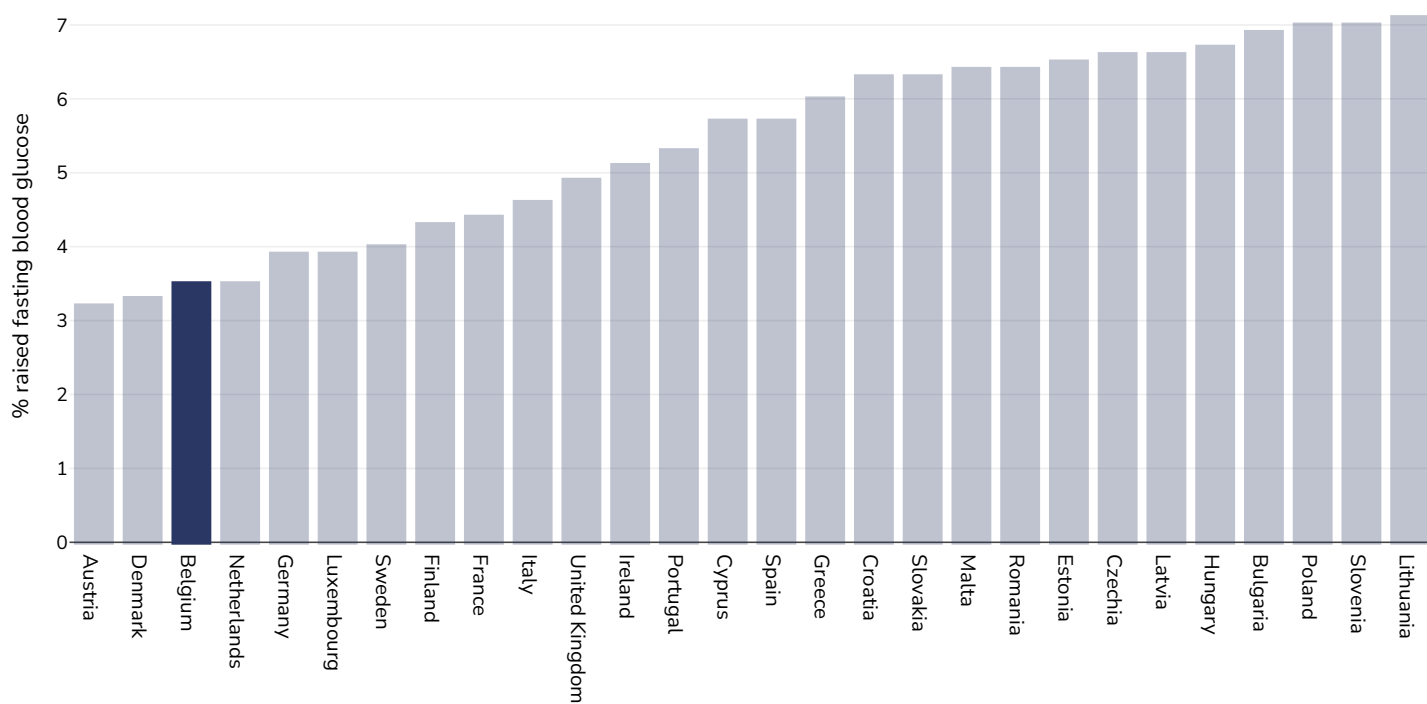


References: Global Health Observatory data repository, World Health Organisation, <http://apps.who.int/gho/data/node.main.A885>

Definitions: % Raised total cholesterol ( $\geq 5.0$  mmol/L) (age-standardized estimate).

## Raised fasting blood glucose

Men, 2014



References:

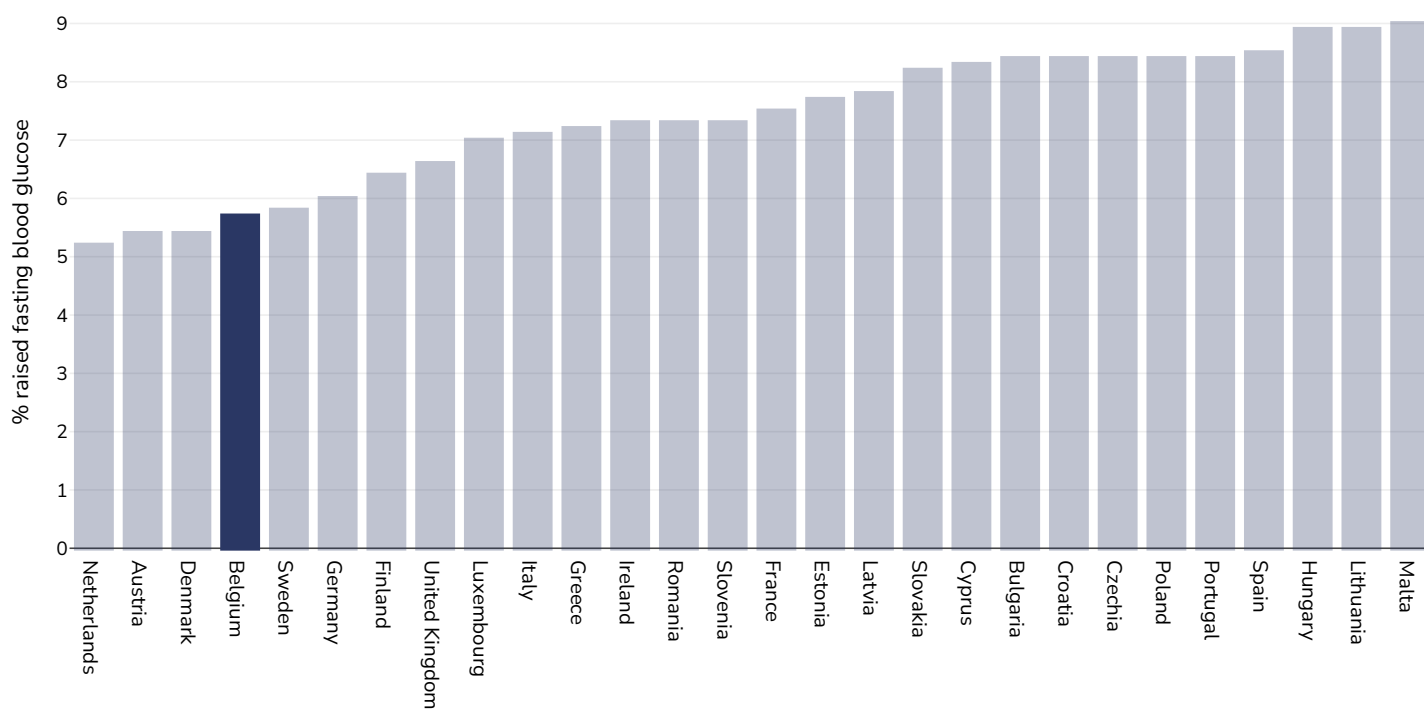
Global Health Observatory data repository, World Health Organisation,  
<http://apps.who.int/gho/data/node.main.A869?lang=en>

Definitions:

Age Standardised % raised fasting blood glucose ( $\geq 7.0$  mmol/L or on medication).



## Women, 2014



References:

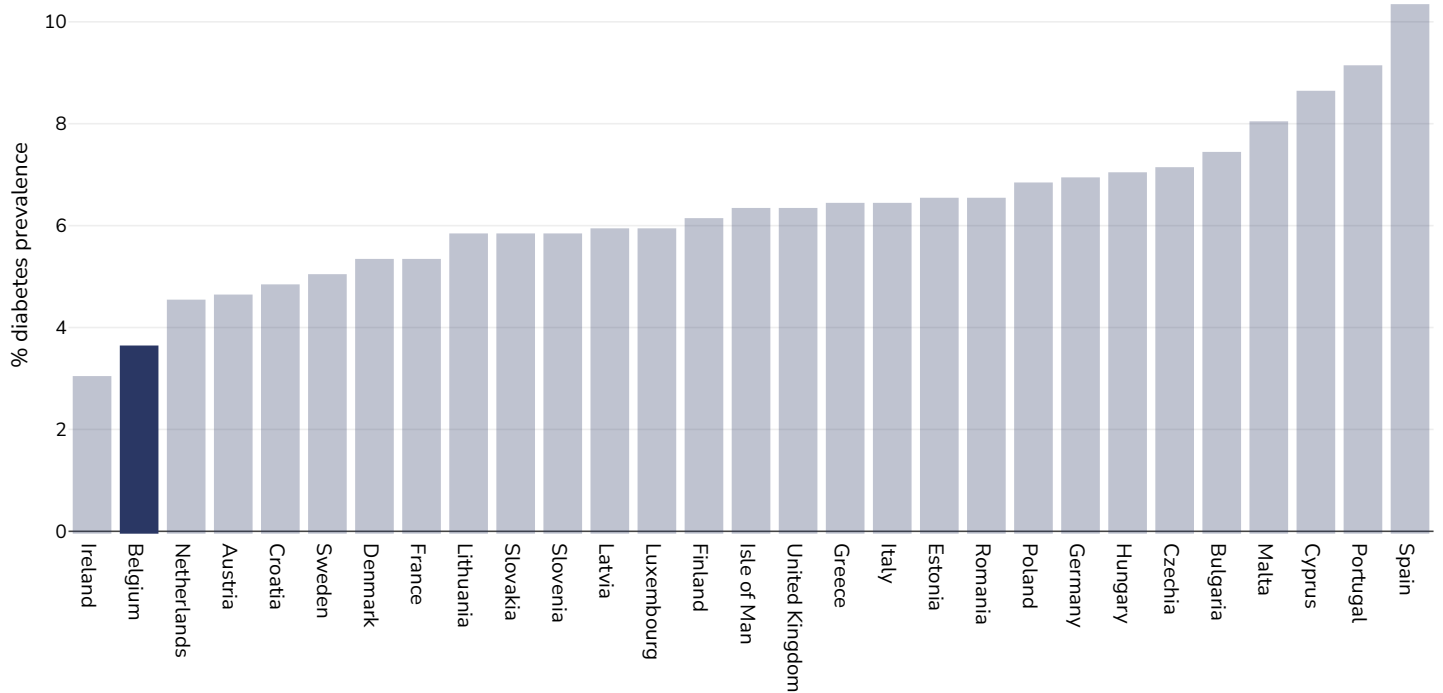
Global Health Observatory data repository, World Health Organisation,  
<http://apps.who.int/gho/data/node.main.A869?lang=en>

Definitions:

Age Standardised % raised fasting blood glucose ( $\geq 7.0$  mmol/L or on medication).

## Diabetes prevalence

### Adults, 2021



Age: 20-79

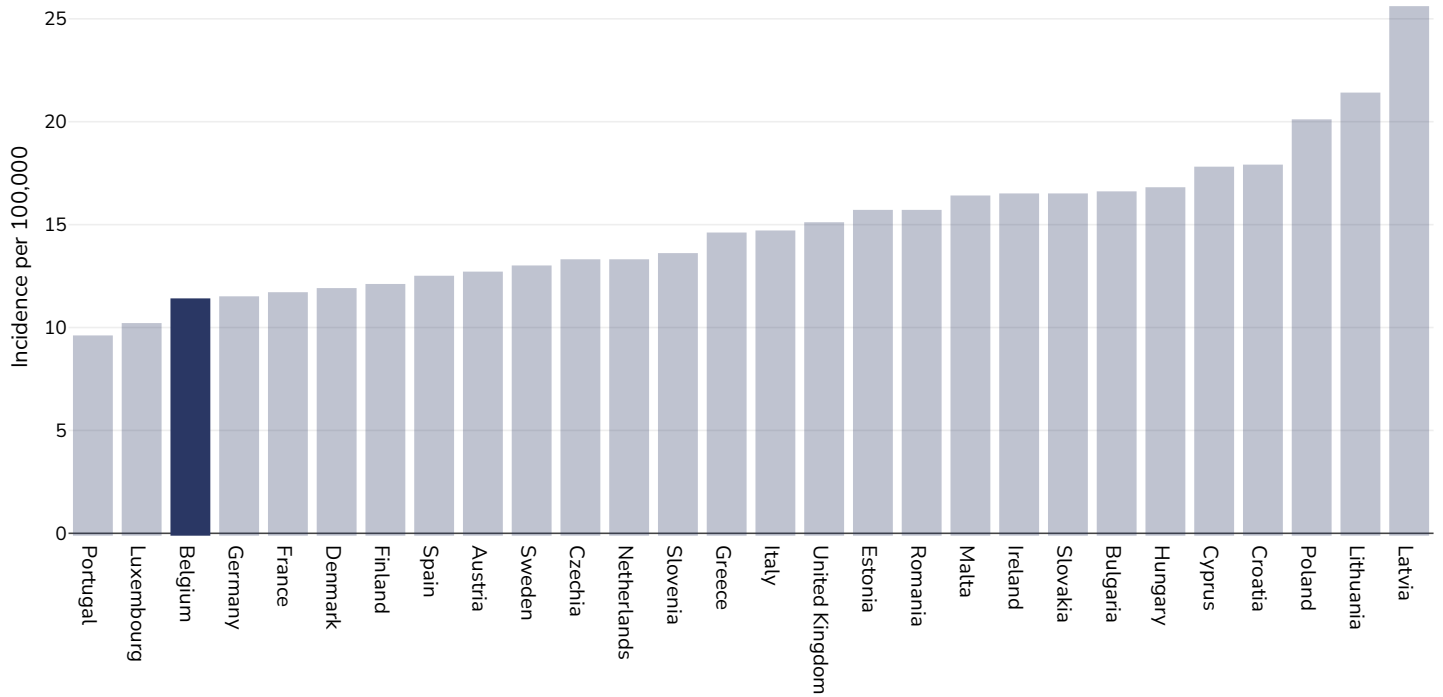
Area covered: National

References: Reproduced with kind permission International Diabetes Federation. IDF Diabetes Atlas, 10th edn. Brussels, Belgium:International Diabetes Federation, 2021. <http://www.diabetesatlas.org>

Definitions: Age-adjusted comparative prevalence of diabetes, %

## Ovarian Cancer

### Women, 2022



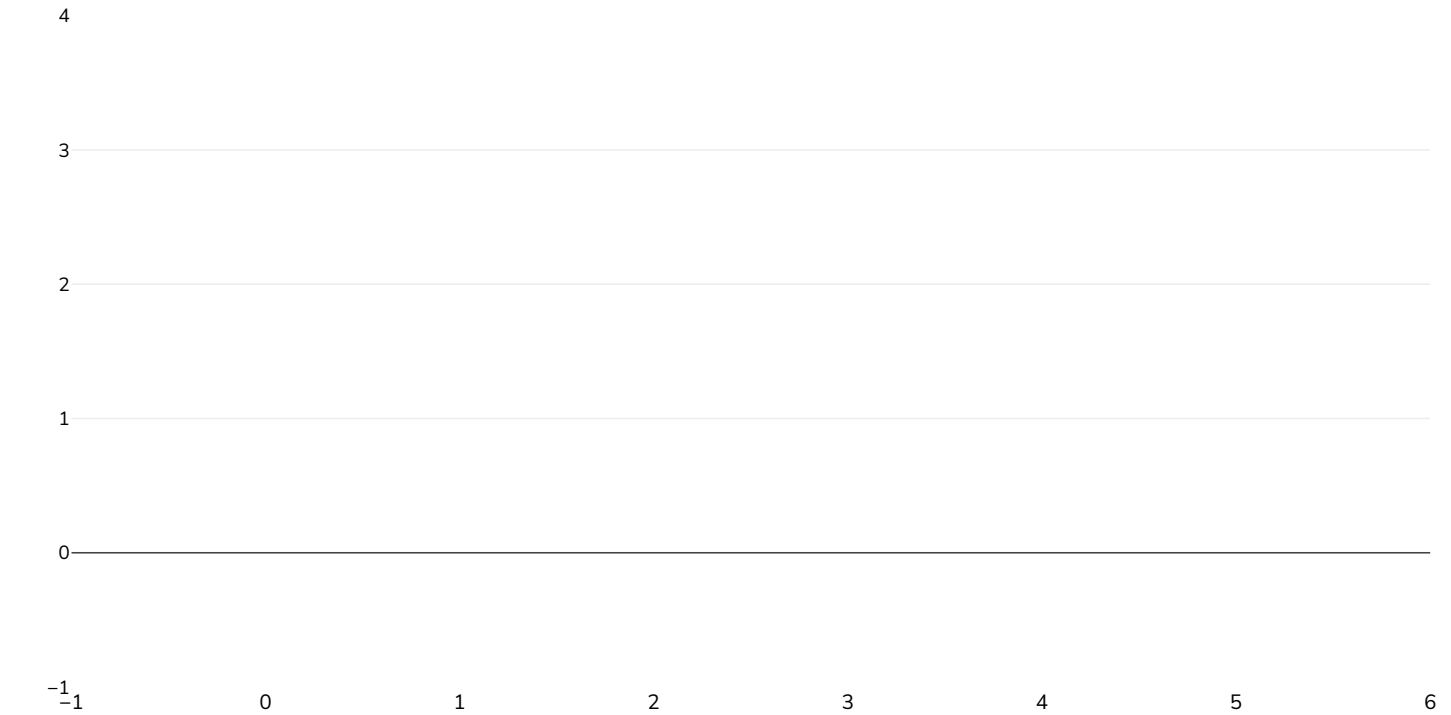
Age: 20+

References: Ferlay J, Ervik M, Lam F, Laversanne M, Colombet M, Mery L, Piñeros M, Znaor A, Soerjomataram I, Bray F (2024). Global Cancer Observatory: Cancer Today. Lyon, France: International Agency for Research on Cancer. Available from: <https://gco.iarc.who.int/today>, accessed [16.07.24]

Definitions: Incidence per 100,000

## Leukemia

### Men, 2022



Age: 20+

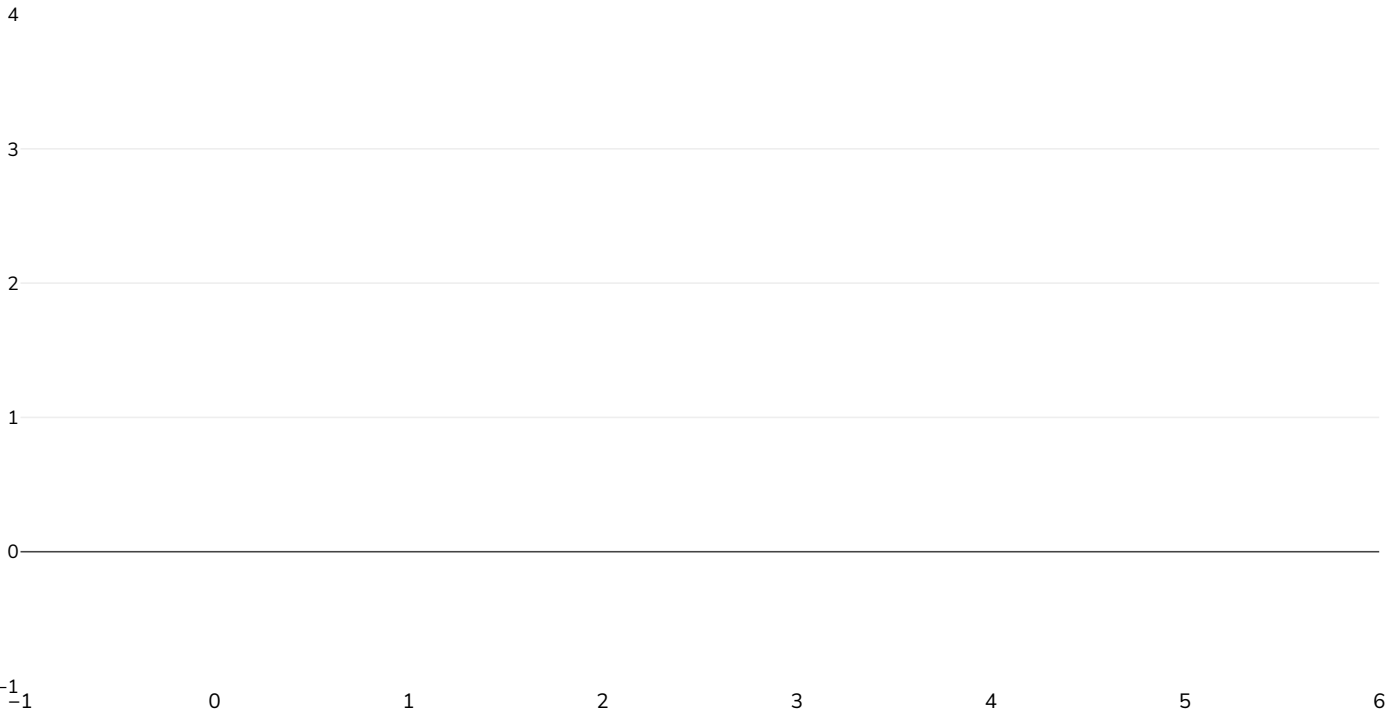
Area covered: National

References: Ferlay J, Ervik M, Lam F, Laversanne M, Colombet M, Mery L, Piñeros M, Znaor A, Soerjomataram I, Bray F (2024). Global Cancer Observatory: Cancer Today. Lyon, France: International Agency for Research on Cancer. Available from: <https://gco.iarc.who.int/today>, accessed [16.07.24]

Definitions: Incidence per 100,000

*Unless otherwise noted, overweight refers to a BMI between 25kg and 29.9kg/m<sup>2</sup>, obesity refers to a BMI greater than 30kg/m<sup>2</sup>.*

## Women, 2022



Age: 20+

Area covered: National

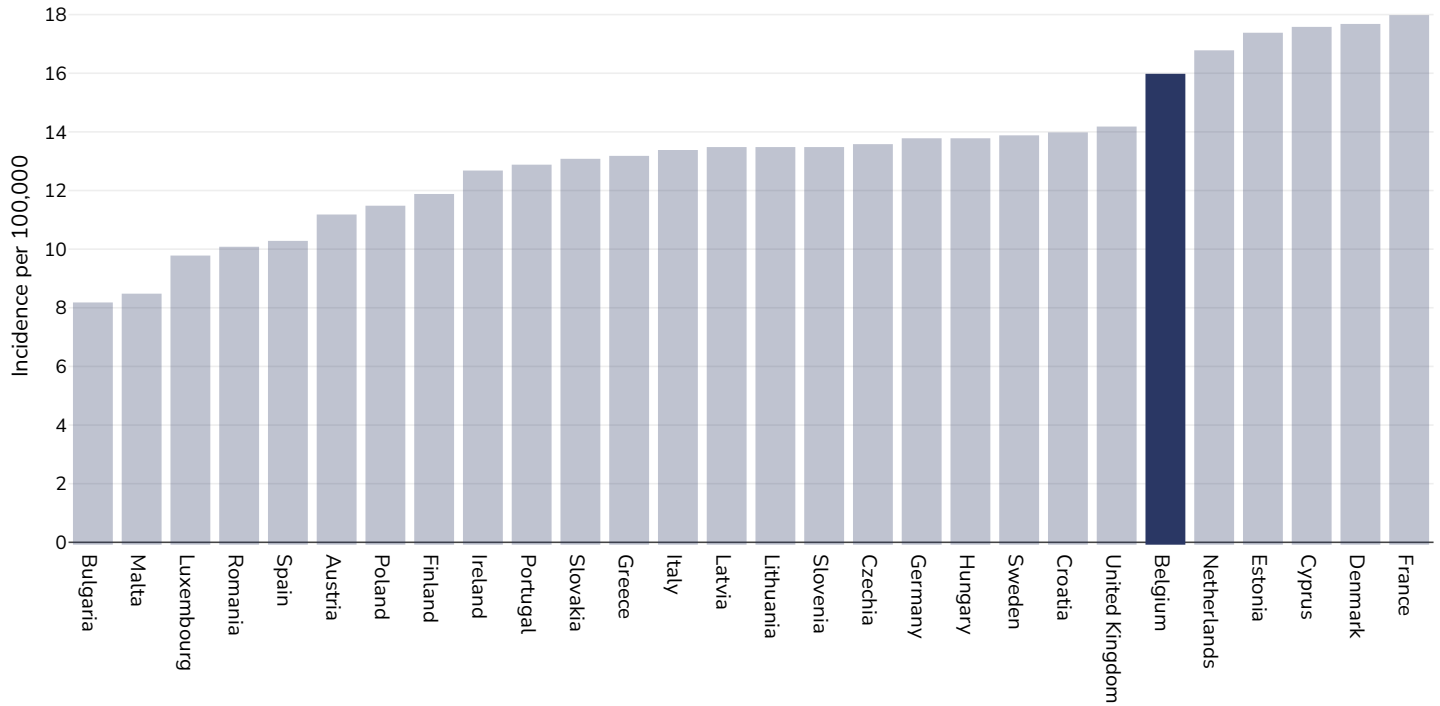
References: Ferlay J, Ervik M, Lam F, Laversanne M, Colombet M, Mery L, Piñeros M, Znaor A, Soerjomataram I, Bray F (2024). Global Cancer Observatory: Cancer Today. Lyon, France: International Agency for Research on Cancer. Available from: <https://gco.iarc.who.int/today>, accessed [16.07.24]

Definitions: Incidence per 100,000

*Unless otherwise noted, overweight refers to a BMI between 25kg and 29.9kg/m<sup>2</sup>, obesity refers to a BMI greater than 30kg/m<sup>2</sup>.*

## Leukemia

### Men, 2022



Age: 20+

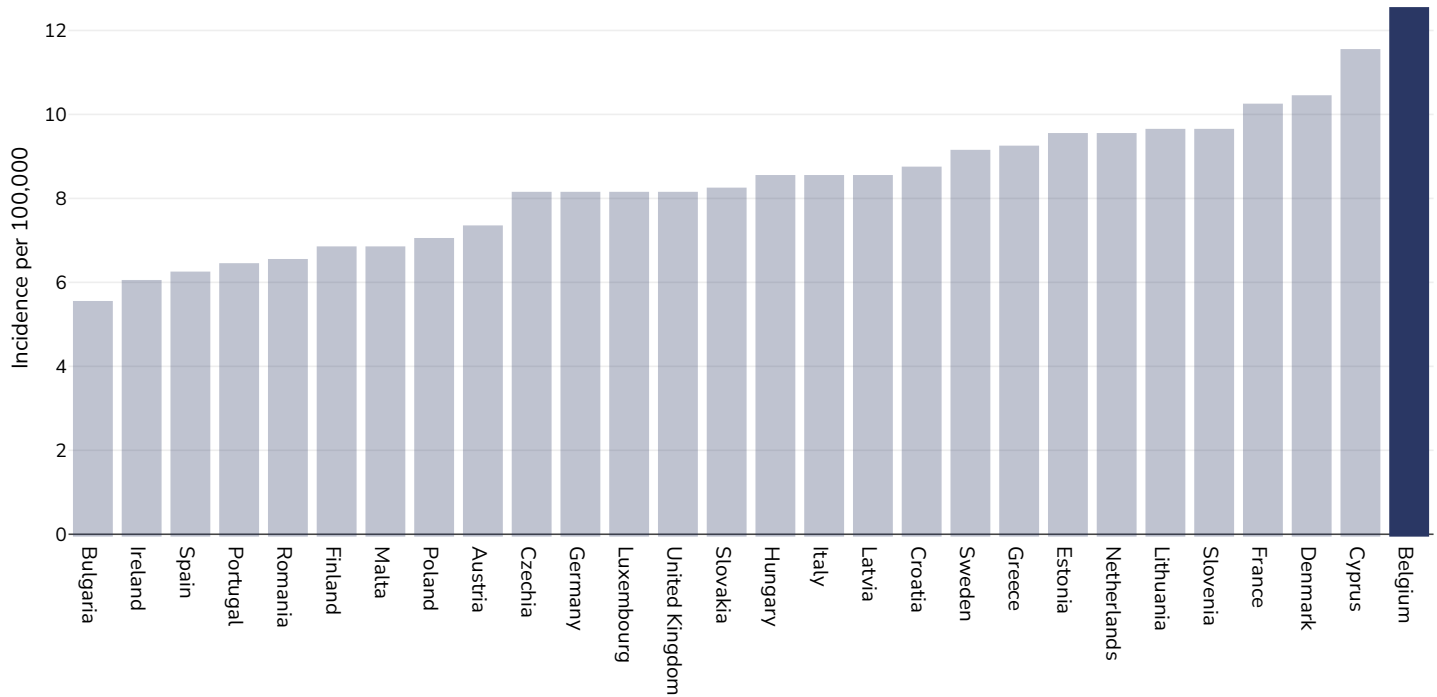
Area covered: National

References: Ferlay J, Ervik M, Lam F, Laversanne M, Colombet M, Mery L, Piñeros M, Znaor A, Soerjomataram I, Bray F (2024). Global Cancer Observatory: Cancer Today. Lyon, France: International Agency for Research on Cancer. Available from: <https://gco.iarc.who.int/today>, accessed [16.07.24]

Definitions: Incidence per 100,000

*Unless otherwise noted, overweight refers to a BMI between 25kg and 29.9kg/m<sup>2</sup>, obesity refers to a BMI greater than 30kg/m<sup>2</sup>.*

## Women, 2022



Age: 20+

Area covered: National

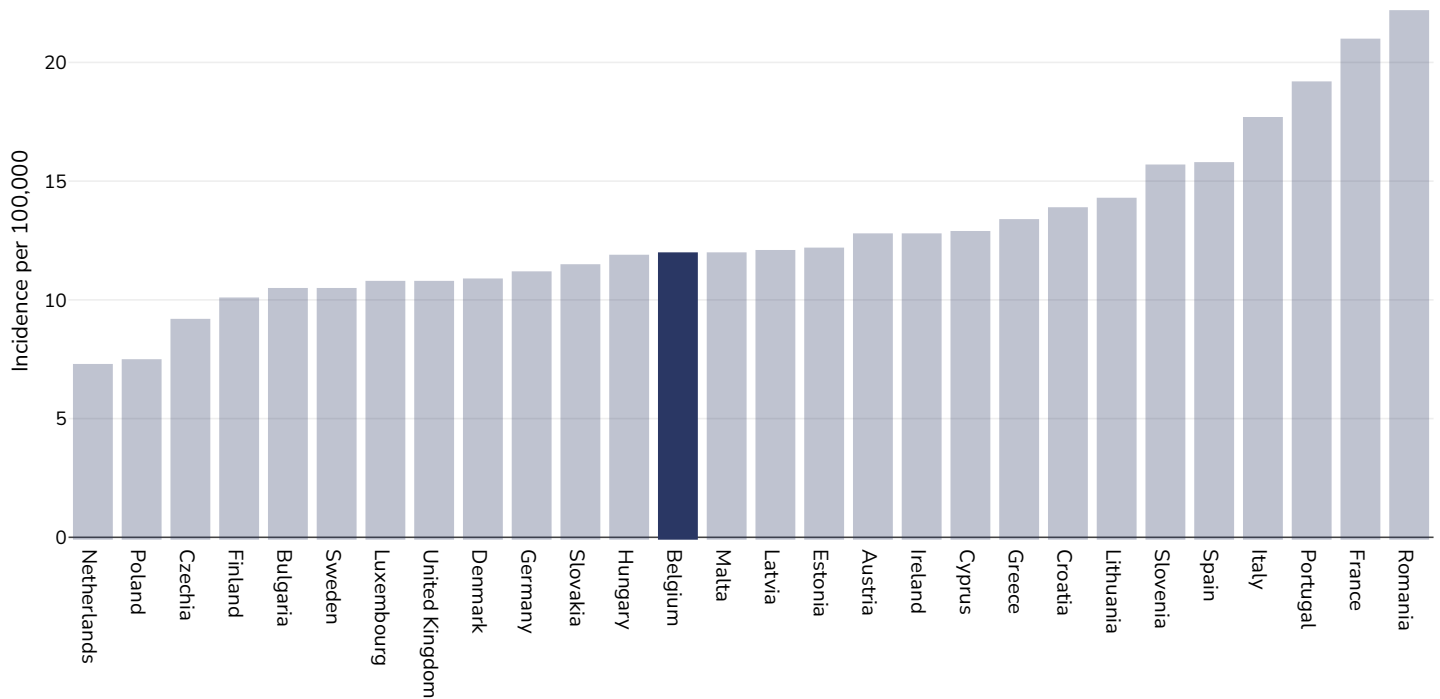
References: Ferlay J, Ervik M, Lam F, Laversanne M, Colombet M, Mery L, Piñeros M, Znaor A, Soerjomataram I, Bray F (2024). Global Cancer Observatory: Cancer Today. Lyon, France: International Agency for Research on Cancer. Available from: <https://gco.iarc.who.int/today>, accessed [16.07.24]

Definitions: Incidence per 100,000

*Unless otherwise noted, overweight refers to a BMI between 25kg and 29.9kg/m<sup>2</sup>, obesity refers to a BMI greater than 30kg/m<sup>2</sup>.*

## Liver and intrahepatic bile duct Cancer

Men, 2022



Age: 20+

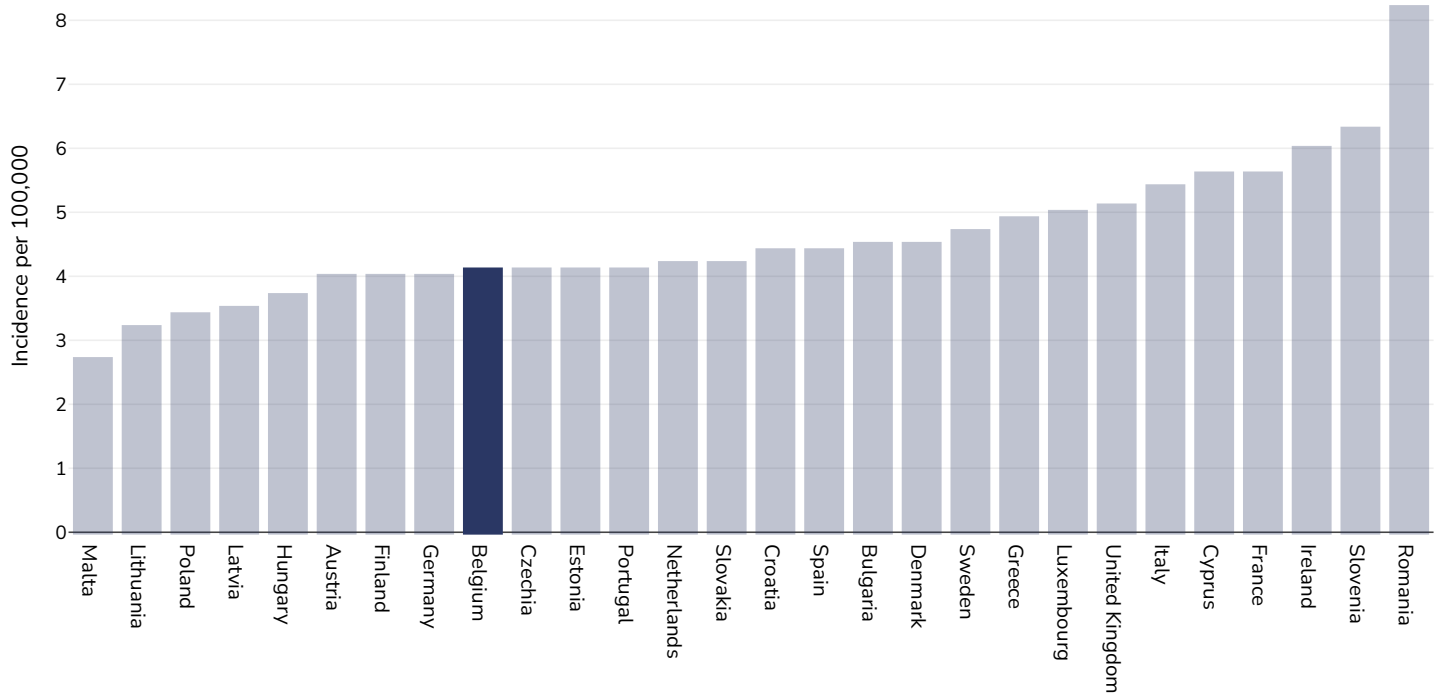
Area covered: National

References: Ferlay J, Ervik M, Lam F, Laversanne M, Colombet M, Mery L, Piñeros M, Znaor A, Soerjomataram I, Bray F (2024). Global Cancer Observatory: Cancer Today. Lyon, France: International Agency for Research on Cancer. Available from: <https://gco.iarc.who.int/today>, accessed [16.07.24]

Definitions: Incidence per 100,000



## Women, 2022



Age: 20+

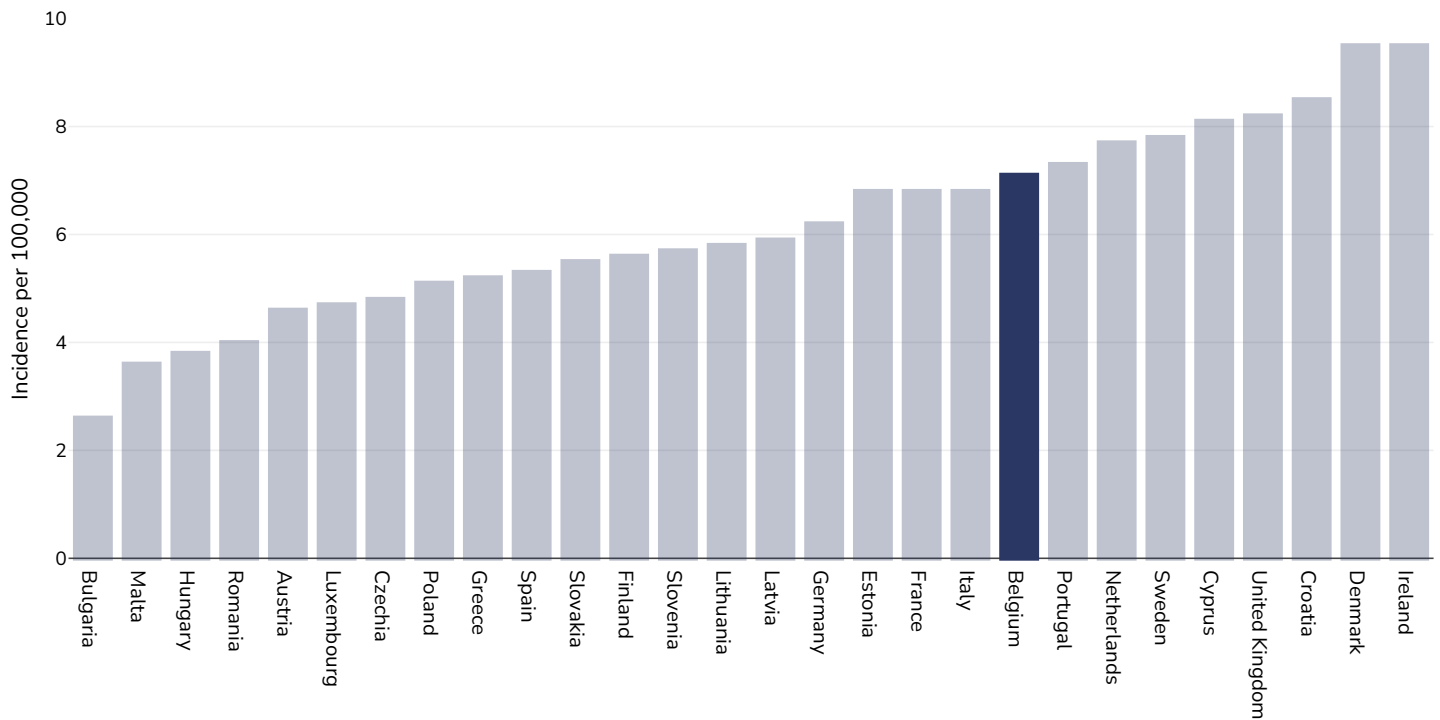
Area covered: National

References: Ferlay J, Ervik M, Lam F, Laversanne M, Colombet M, Mery L, Piñeros M, Znaor A, Soerjomataram I, Bray F (2024). Global Cancer Observatory: Cancer Today. Lyon, France: International Agency for Research on Cancer. Available from: <https://gco.iarc.who.int/today>, accessed [16.07.24]

Definitions: Incidence per 100,000

## Multiple Myeloma

### Men, 2022



Age: 20+

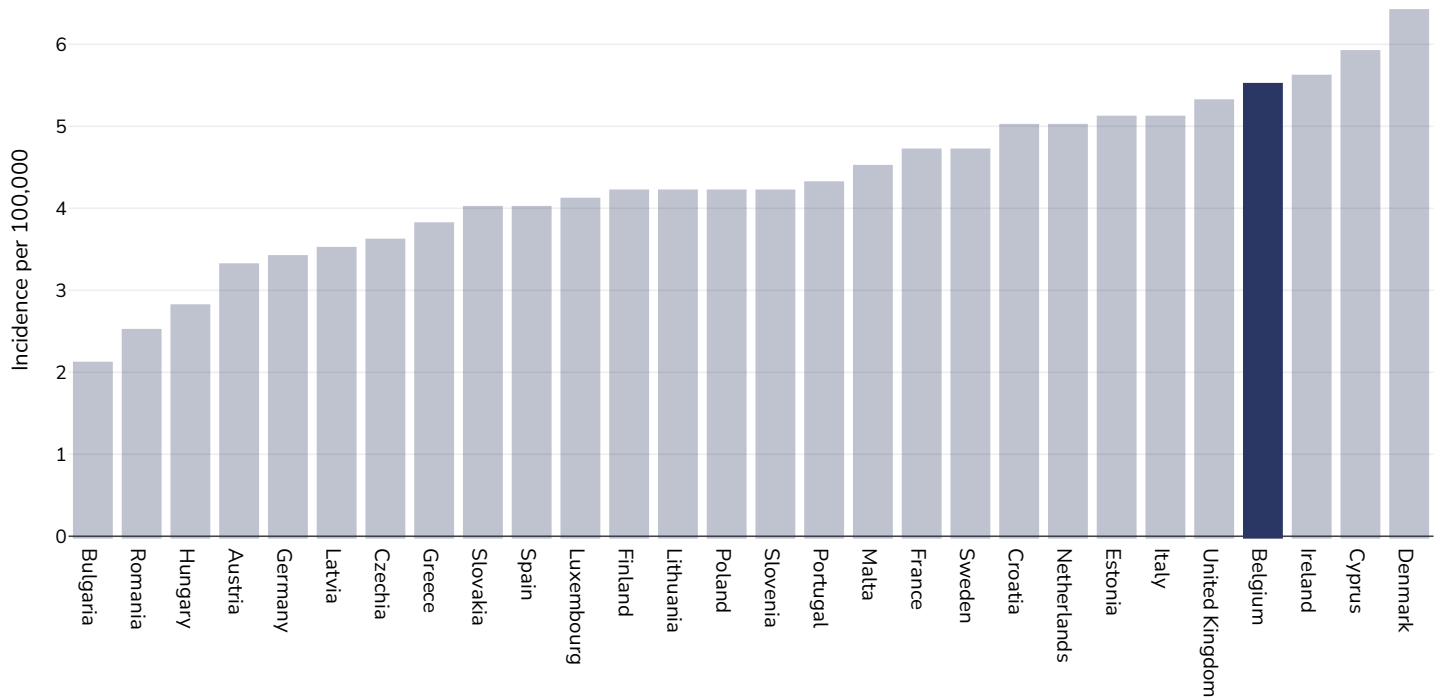
Area covered: National

References: Ferlay J, Ervik M, Lam F, Laversanne M, Colombet M, Mery L, Piñeros M, Znaor A, Soerjomataram I, Bray F (2024). Global Cancer Observatory: Cancer Today. Lyon, France: International Agency for Research on Cancer. Available from: <https://gco.iarc.who.int/today>, accessed [16.07.24]

Definitions: Incidence per 100,000

*Unless otherwise noted, overweight refers to a BMI between 25kg and 29.9kg/m<sup>2</sup>, obesity refers to a BMI greater than 30kg/m<sup>2</sup>.*

## Women, 2022



Age: 20+

Area covered: National

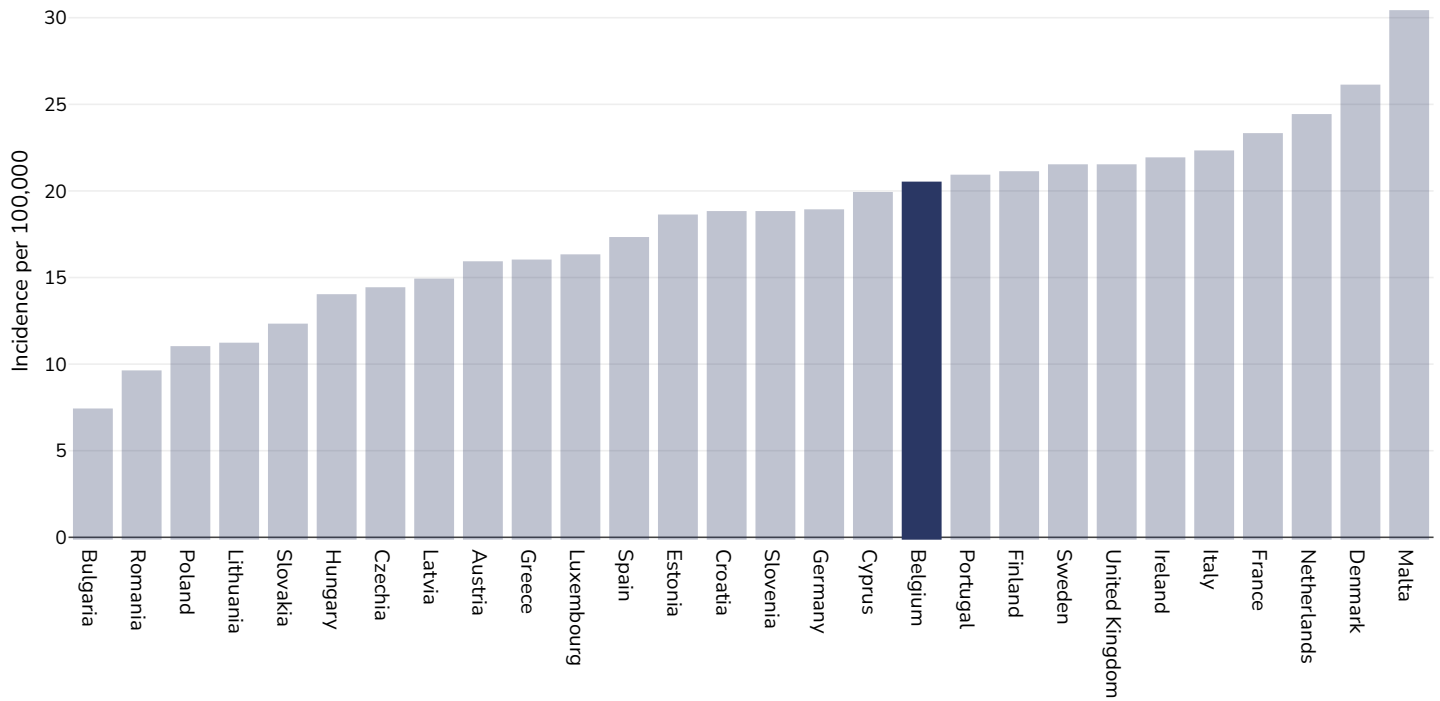
References: Ferlay J, Ervik M, Lam F, Laversanne M, Colombet M, Mery L, Piñeros M, Znaor A, Soerjomataram I, Bray F (2024). Global Cancer Observatory: Cancer Today. Lyon, France: International Agency for Research on Cancer. Available from: <https://gco.iarc.who.int/today>, accessed [16.07.24]

Definitions: Incidence per 100,000

*Unless otherwise noted, overweight refers to a BMI between 25kg and 29.9kg/m<sup>2</sup>, obesity refers to a BMI greater than 30kg/m<sup>2</sup>.*

## Non Hodgkin Lymphoma

### Men, 2022



Age: 20+

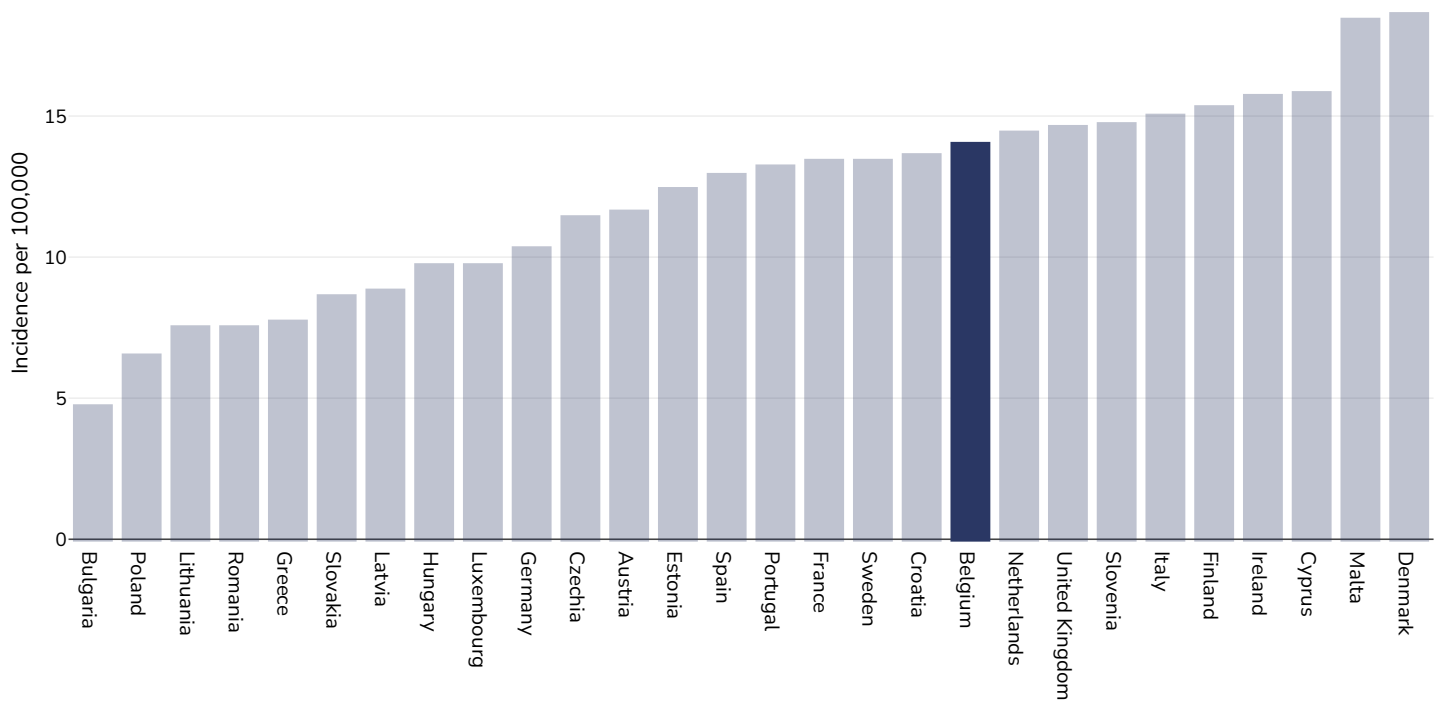
Area covered: National

References: Ferlay J, Ervik M, Lam F, Laversanne M, Colombet M, Mery L, Piñeros M, Znaor A, Soerjomataram I, Bray F (2024). Global Cancer Observatory: Cancer Today. Lyon, France: International Agency for Research on Cancer. Available from: <https://gco.iarc.who.int/today>, accessed [16.07.24]

Definitions: Incidence per 100,000

*Unless otherwise noted, overweight refers to a BMI between 25kg and 29.9kg/m<sup>2</sup>, obesity refers to a BMI greater than 30kg/m<sup>2</sup>.*

## Women, 2022



Age: 20+

Area covered: National

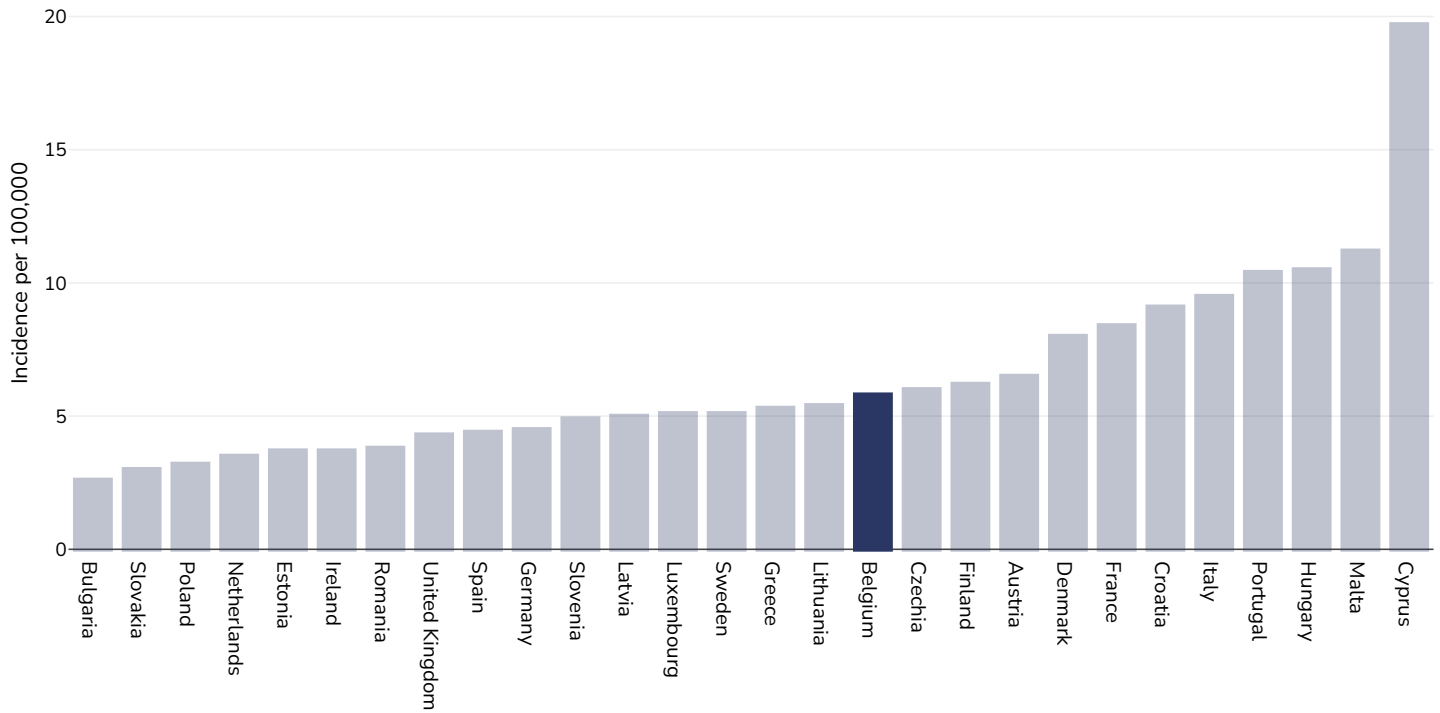
References: Ferlay J, Ervik M, Lam F, Laversanne M, Colombet M, Mery L, Piñeros M, Znaor A, Soerjomataram I, Bray F (2024). Global Cancer Observatory: Cancer Today. Lyon, France: International Agency for Research on Cancer. Available from: <https://gco.iarc.who.int/today>, accessed [16.07.24]

Definitions: Incidence per 100,000

*Unless otherwise noted, overweight refers to a BMI between 25kg and 29.9kg/m<sup>2</sup>, obesity refers to a BMI greater than 30kg/m<sup>2</sup>.*

## Thyroid Cancer

### Men, 2022



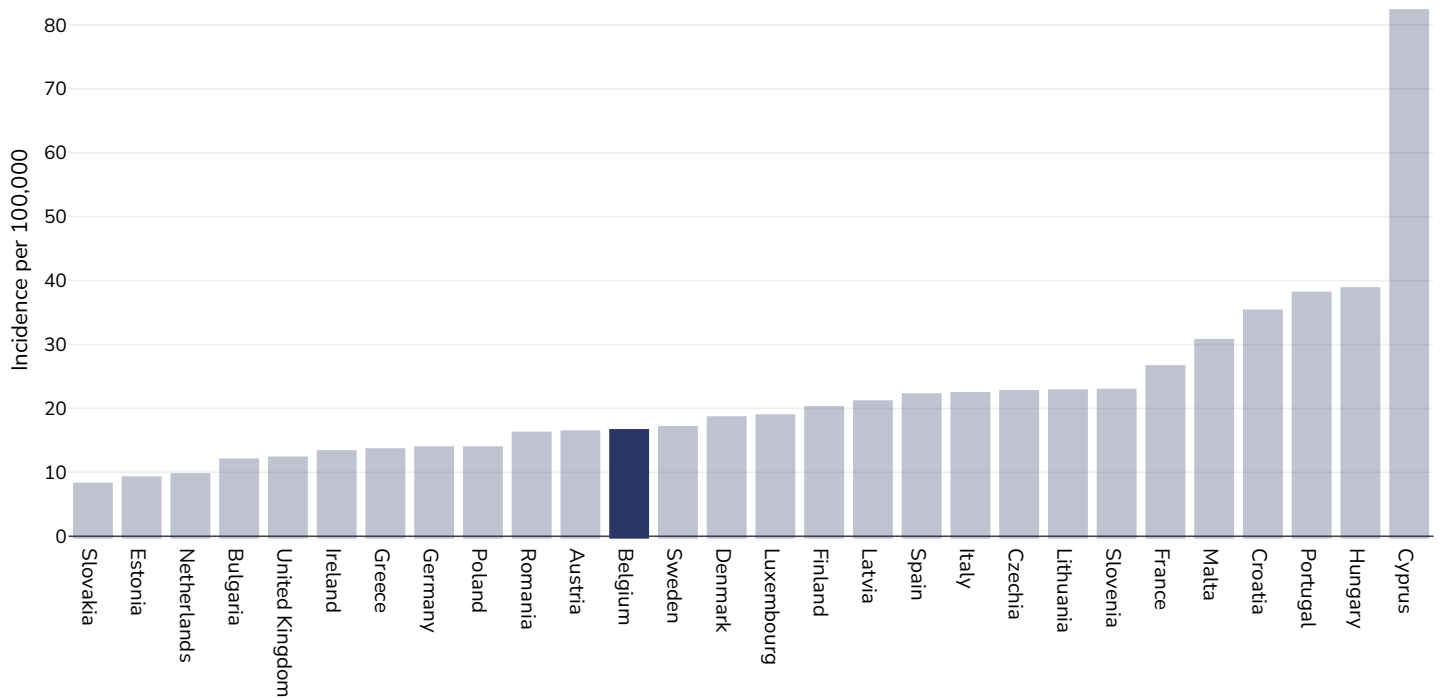
Age: 20+

Area covered: National

References: Ferlay J, Ervik M, Lam F, Laversanne M, Colombet M, Mery L, Piñeros M, Znaor A, Soerjomataram I, Bray F (2024). Global Cancer Observatory: Cancer Today. Lyon, France: International Agency for Research on Cancer. Available from: <https://gco.iarc.who.int/today>, accessed [16.07.24]

Definitions: Incidence per 100,000

## Women, 2022



Age: 20+

Area covered: National

References: Ferlay J, Ervik M, Lam F, Laversanne M, Colombet M, Mery L, Piñeros M, Znaor A, Soerjomataram I, Bray F (2024). Global Cancer Observatory: Cancer Today. Lyon, France: International Agency for Research on Cancer. Available from: <https://gco.iarc.who.int/today>, accessed [16.07.24]






Definitions: Incidence per 100,000

## Contextual factors

**Disclaimer:** These contextual factors should be interpreted with care. Results are updated as regularly as possible and use very specific criteria. The criteria used and full definitions are available for download at the bottom of this page.



### Labelling

<b>Is there mandatory nutrition labelling?</b>	
Front-of-package labelling?	
Back-of-pack nutrition declaration?	
Color coding?	
Warning label?	





## Regulation and marketing

<b>Are there fiscal policies on unhealthy products?</b>	✓
Tax on unhealthy foods?	✓
Tax on unhealthy drinks?	✓
<b>Are there fiscal policies on healthy products?</b>	✗
Subsidy on fruits?	✗
Subsidy on vegetables?	✗
Subsidy on other healthy products?	✗
<b>Mandatory limit or ban of trans fat (all settings)?</b>	✓
Mandatory limit of trans fats in place (all settings)?	✓
Ban on trans-fats or phos in place (all settings)?	✗
<b>Are there any mandatory policies/marketing restrictions on the promotion of unhealthy food/drinks to children?</b>	✓
Mandatory restriction on broadcast media?	✓
Mandatory restriction on non-broadcast media?	✓
Voluntary policies/marketing restrictions on the promotion of unhealthy food/drinks to children?	✓
<b>Are there mandatory standards for food in schools?</b>	✗
<b>Are there any mandatory nutrient limits in any manufactured food products?</b>	✓
<b>Nutrition standards for public sector procurement?</b>	✗



## Political will and support

<b>National obesity strategy or nutrition and physical activity national strategy?</b>	✓
National obesity strategy?	✗
National childhood obesity strategy?	✗
Comprehensive nutrition strategy?	✓
Comprehensive physical activity strategy?	✓
<b>Evidence-based dietary guidelines and/or RDAs?</b>	✓
<b>National target(s) on reducing obesity?</b>	✗
<b>Guidelines/policy on obesity treatment?</b>	✓
<b>Promotion of breastfeeding?</b>	✓



## Monitoring and surveillance

<b>Monitoring of the prevalence and incidence for the main obesity-related NCDs and risk factors?</b>	✓
Within 5 years?	✓



## Governance and resource

<b>Multi-sectoral national co-ordination mechanism for obesity or nutrition (including obesity)?</b>	✓
--	---

### Key

✓ Present

✓<sub>v</sub> Present

✓ Incoming

✗ Absent

? Unknown

(voluntary)

Last updated June 26, 2023

PDF created on September 11, 2024