



Barbados



Country report card

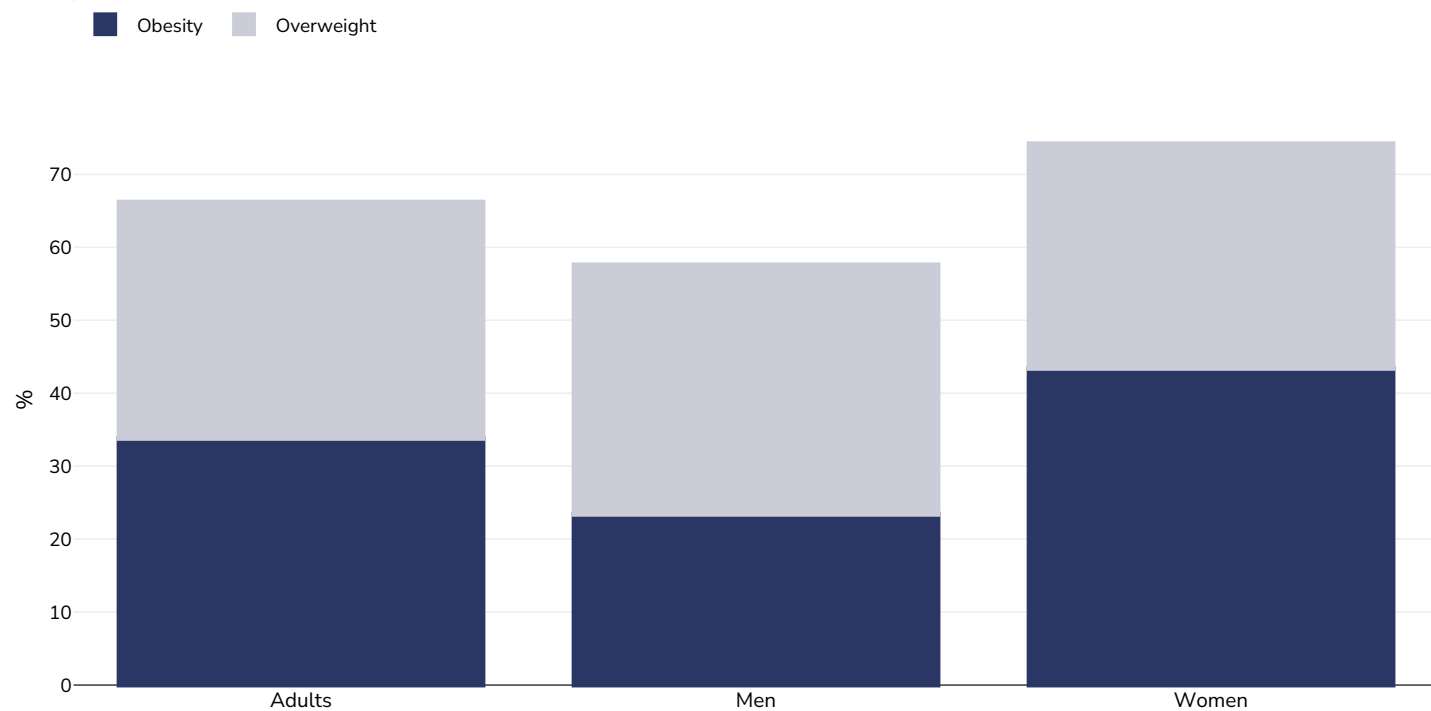
This report card contains the latest data available on the Global Obesity Observatory on overweight and obesity . Where available, data on common and relevant obesity drivers and comorbidities are also presented.

View the latest version of this report on the Global Obesity Observatory at <https://data.worldobesity.org/country/barbados-17/>.

Contents	Page
Obesity prevalence	3
Overweight/obesity by age	6
Overweight/obesity by region	7
Overweight/obesity by socio-economic group	8
Double burden of underweight & overweight	9
Insufficient physical activity	12
Mental health - depression disorders	18
Mental health - anxiety disorders	24
% Infants exclusively breastfed 0-5 months	30
Oesophageal cancer	31
Breast cancer	33
Colorectal cancer	34
Pancreatic cancer	36
Gallbladder cancer	38
Kidney cancer	40
Cancer of the uterus	42
Raised blood pressure	43
Raised cholesterol	46
Raised fasting blood glucose	49
Diabetes prevalence	51
Ovarian Cancer	52
Leukemia	53
Liver and intrahepatic bile duct Cancer	55
Multiple Myeloma	57
Non Hodgkin Lymphoma	59
Thyroid Cancer	61

Obesity prevalence

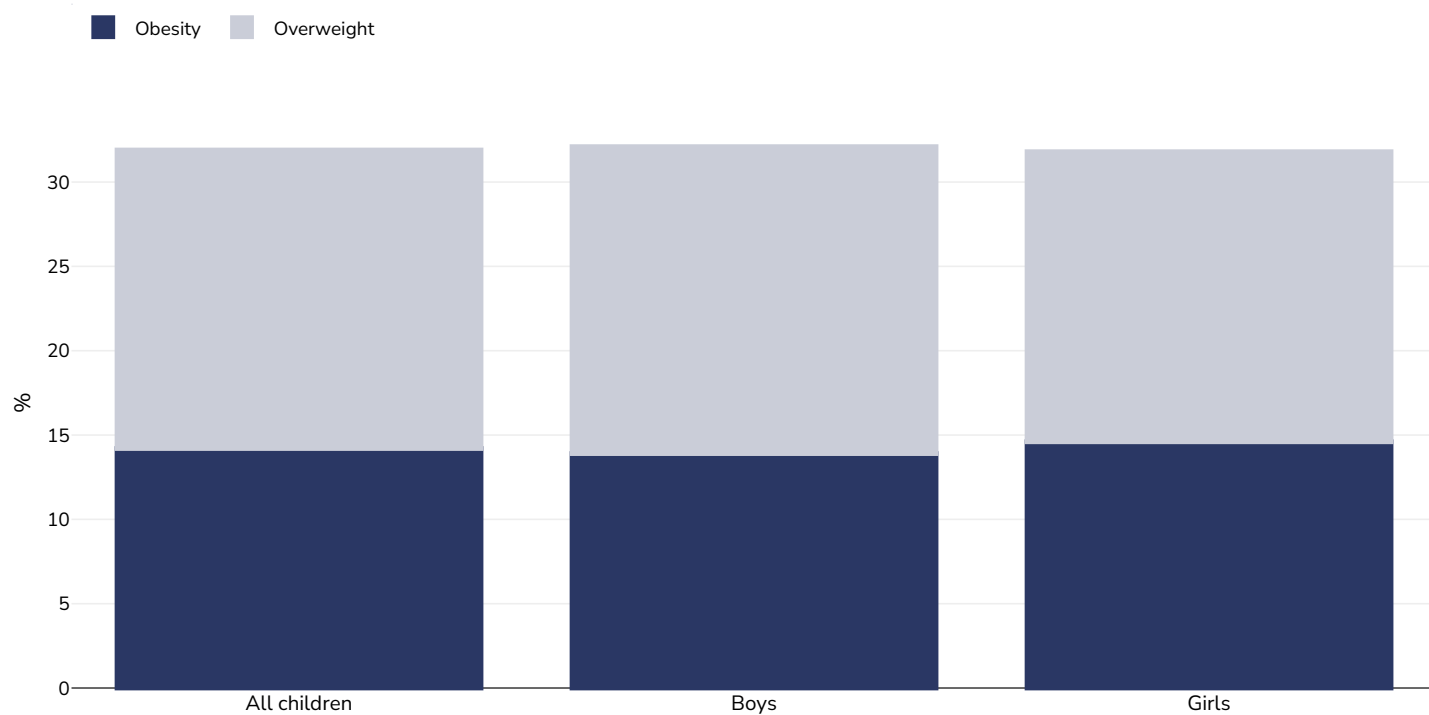
Adults, 2011



Survey type:	Measured
Age:	25+
Sample size:	1234
Area covered:	National
References:	Health of The Nation Survey, Barbados 2015. http://www.archive.healthycaribbean.org/newsletters/aug-2015/CDRC_HealthOfTheNationSurvey.pdf

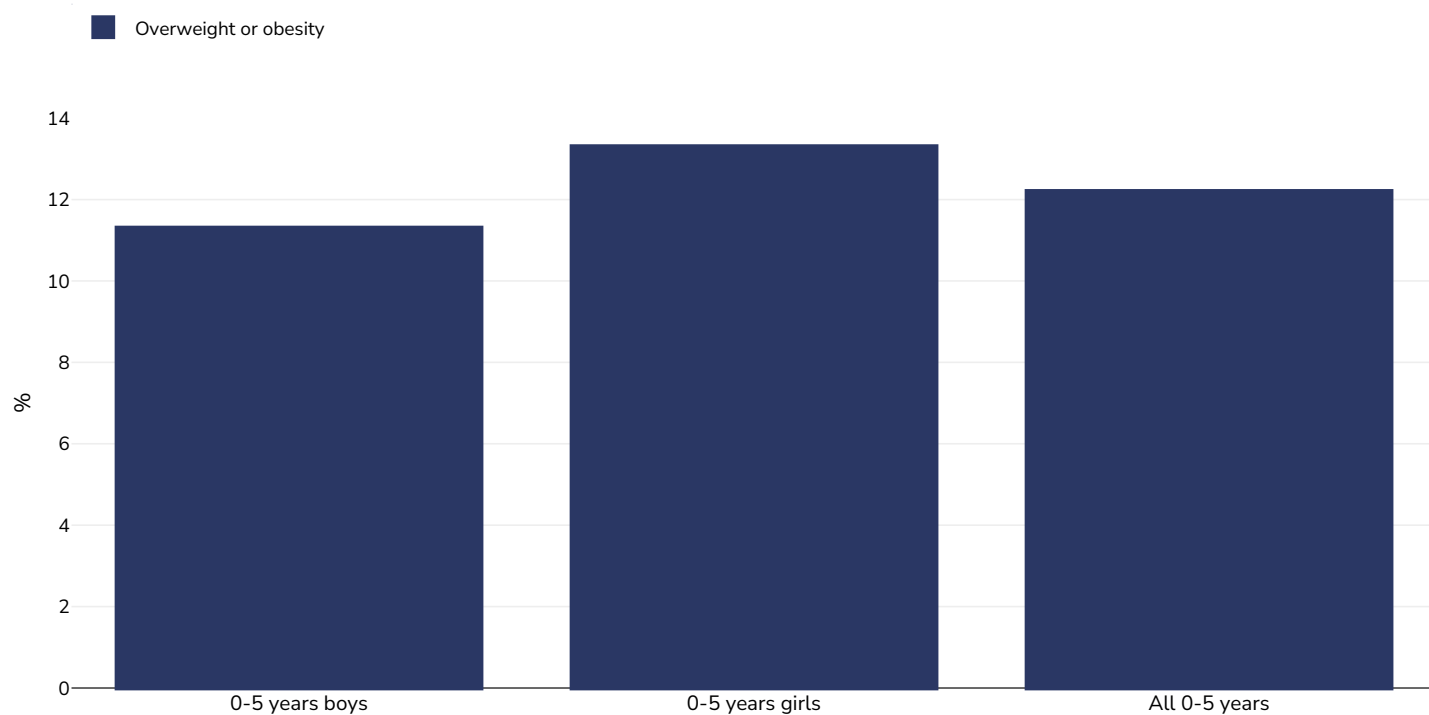
Unless otherwise noted, overweight refers to a BMI between 25kg and 29.9kg/m², obesity refers to a BMI greater than 30kg/m².

Children, 2011



Survey type:	Self-reported
Age:	13-15
Sample size:	1629
Area covered:	National
References:	Global School-based Student Health Survey (GSHS), available at https://www.who.int/ncds/surveillance/gshs/2011_Barbados_GSHS_FS.pdf?ua=1 (last accessed 25.11.20)
Cutoffs:	WHO

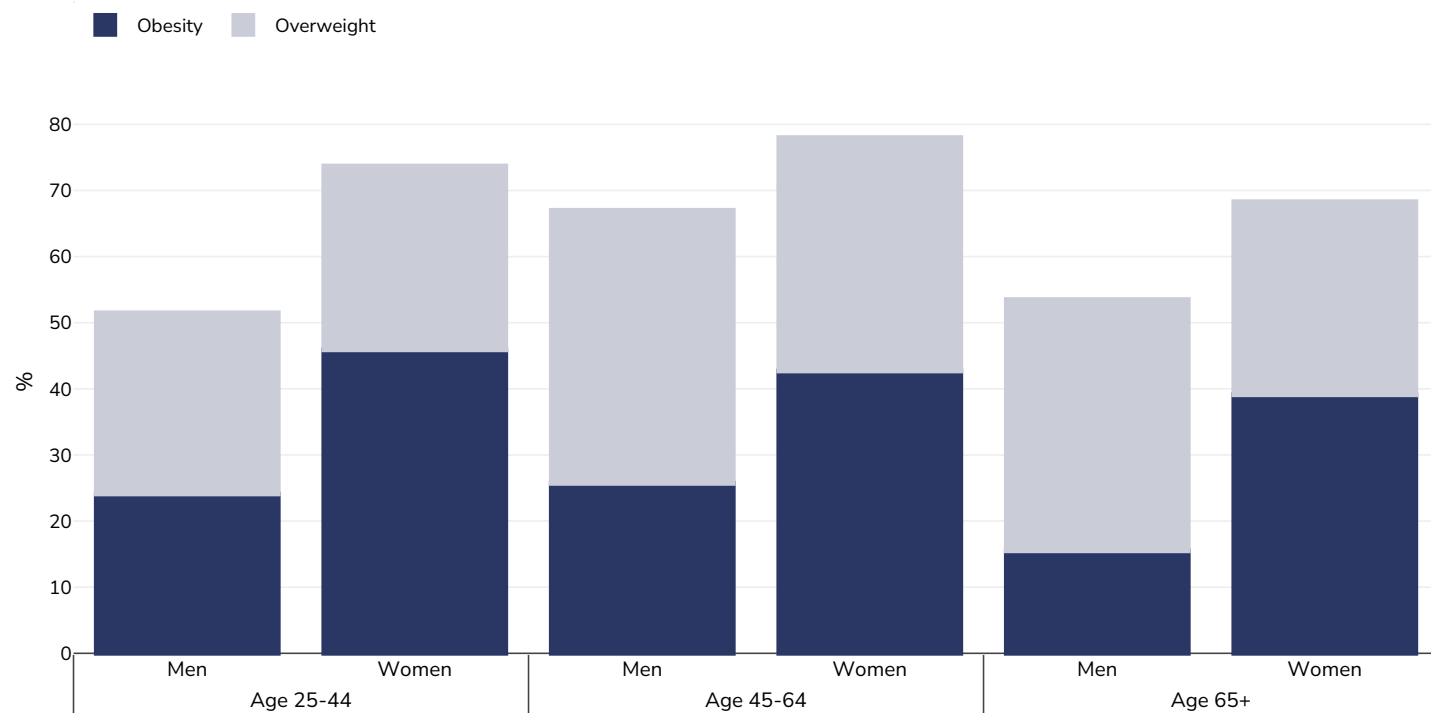
0-5 years, 2012



Survey type:	Measured
Age:	0-5
Sample size:	368
Area covered:	National
References:	MICS: Barbados multiple indicator cluster survey 2012: Final report (MICS4). Bridgetown, Barbados: BSS, 2014.
Notes:	UNICEF/WHO/World Bank Joint Child Malnutrition Estimates Expanded Database: Overweight (Survey Estimates), May 2023, New York. For more information about the methodology, please consult https://data.unicef.org/resources/jme-2023-country-consultations/ Percentage of children under 5 years of age falling above 2 standard deviations (moderate and severe) from the median weight-for-height of the reference population.
Definitions:	=>+2SD
Cutoffs:	=>+2SD

Overweight/obesity by age

Adults, 2011



Survey type: Measured

Sample size: 1234

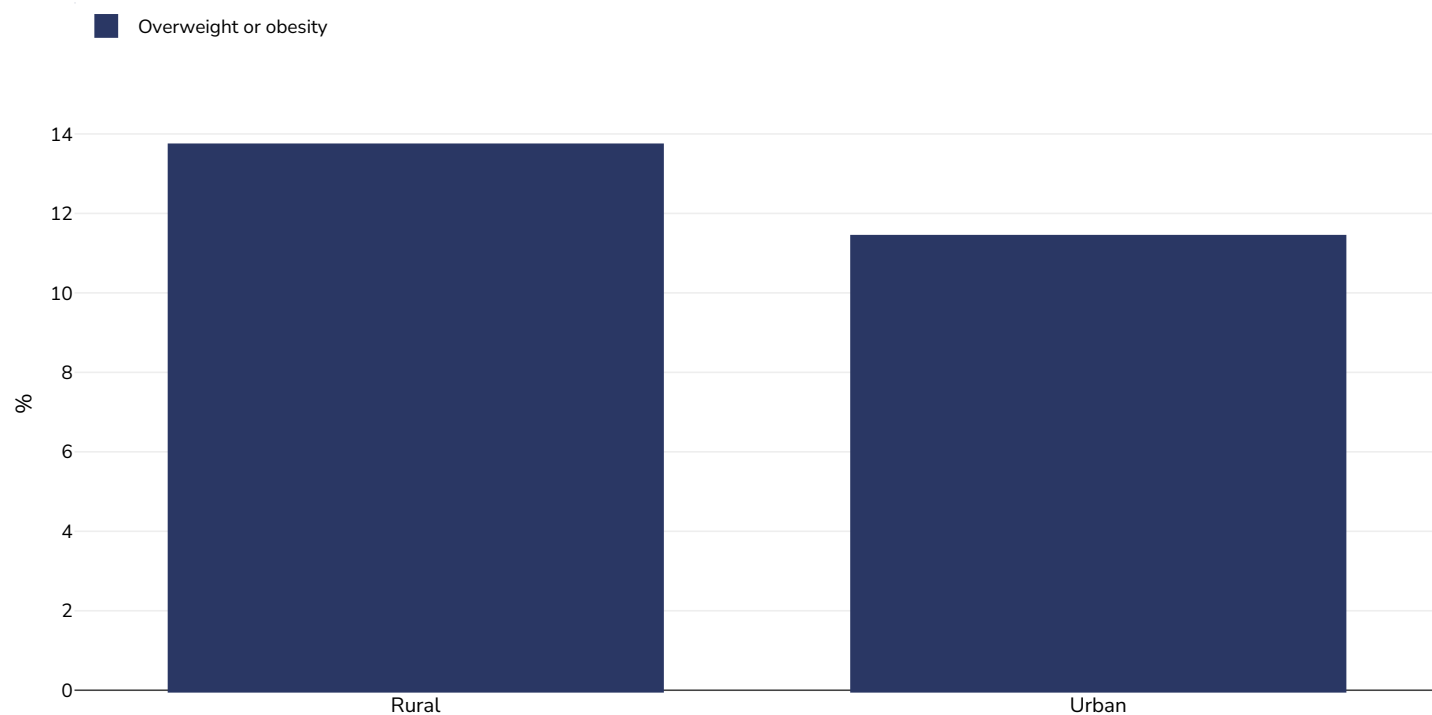
Area covered: National

References: Health of The Nation Survey, Barbados 2015. http://www.archive.healthycaribbean.org/newsletters/aug-2015/CDRC_HealthOfTheNationSurvey.pdf (last accessed 16.07.2019)

Unless otherwise noted, overweight refers to a BMI between 25kg and 29.9kg/m², obesity refers to a BMI greater than 30kg/m².

Overweight/obesity by region

0-5 years, 2012



Sample size: 368

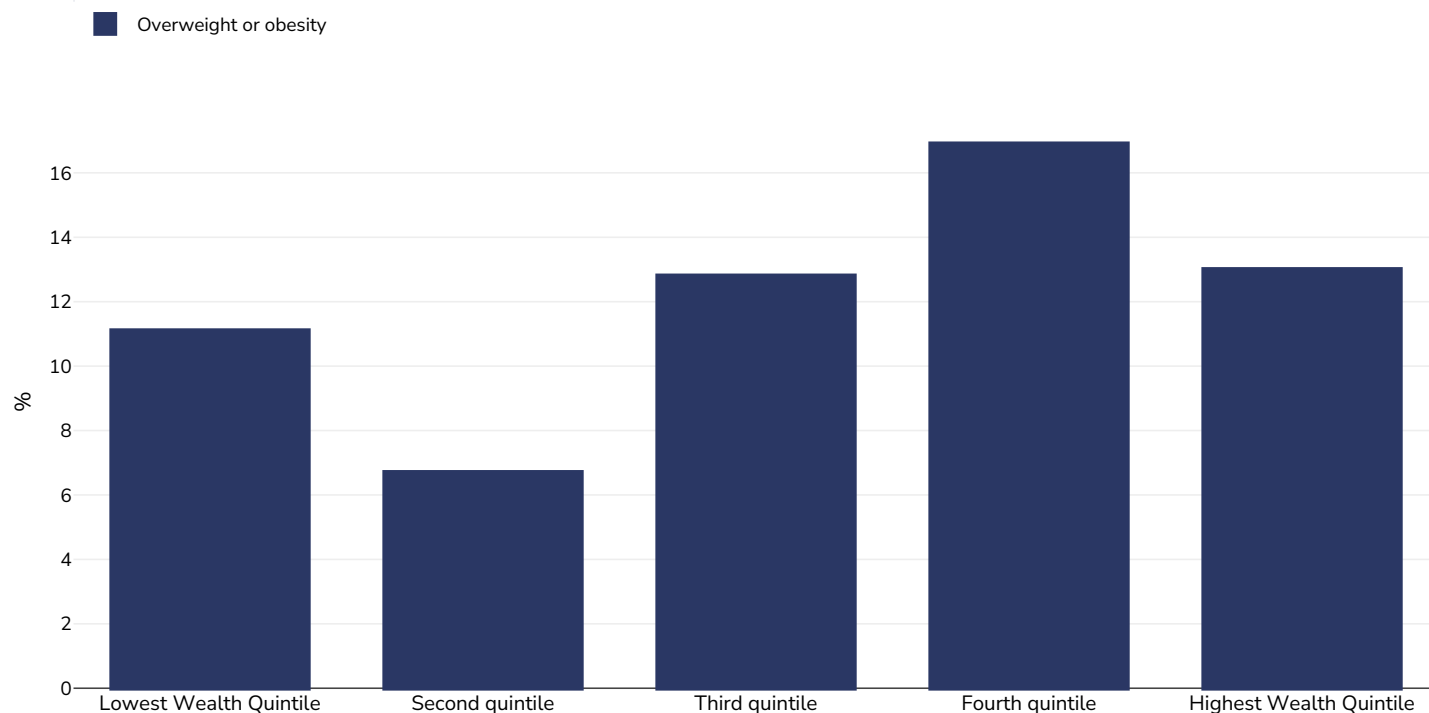
References: MICS: Barbados multiple indicator cluster survey 2012: Final report (MICS4). Bridgetown, Barbados: BSS, 2014.

Notes: UNICEF/WHO/World Bank Joint Child Malnutrition Estimates Expanded Database: Overweight (Survey Estimates), May 2023, New York.
For more information about the methodology, please consult <https://data.unicef.org/resources/jme-2023-country-consultations/>
Percentage of children under 5 years of age falling above 2 standard deviations (moderate and severe) from the median weight-for-height of the reference population.

Definitions: =>+2SD

Overweight/obesity by socio-economic group

0-5 years, 2012



Sample size: 368

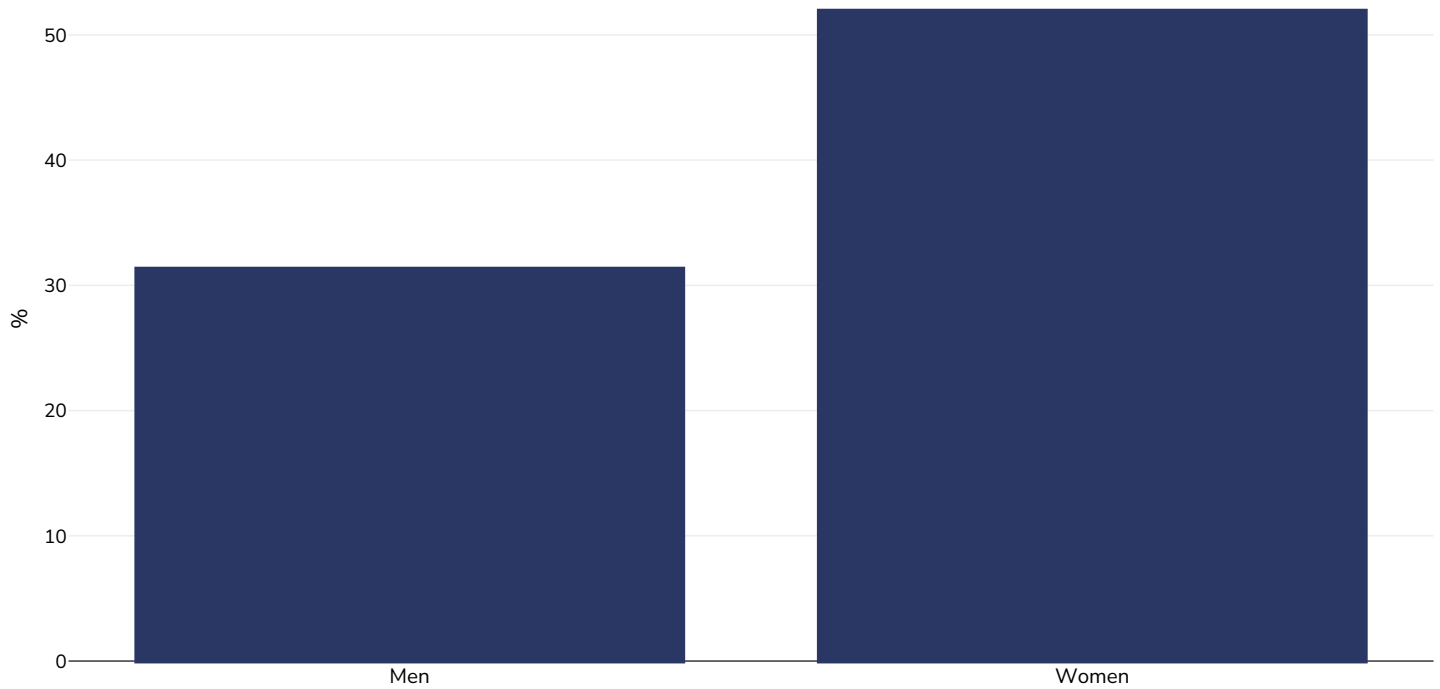
References: MICS: Barbados multiple indicator cluster survey 2012: Final report (MICS4). Bridgetown, Barbados: BSS, 2014.

Notes: UNICEF/WHO/World Bank Joint Child Malnutrition Estimates Expanded Database: Overweight (Survey Estimates), May 2023, New York.
For more information about the methodology, please consult <https://data.unicef.org/resources/jme-2023-country-consultations/>
Percentage of children under 5 years of age falling above 2 standard deviations (moderate and severe) from the median weight-for-height of the reference population.

Definitions: =>+2SD

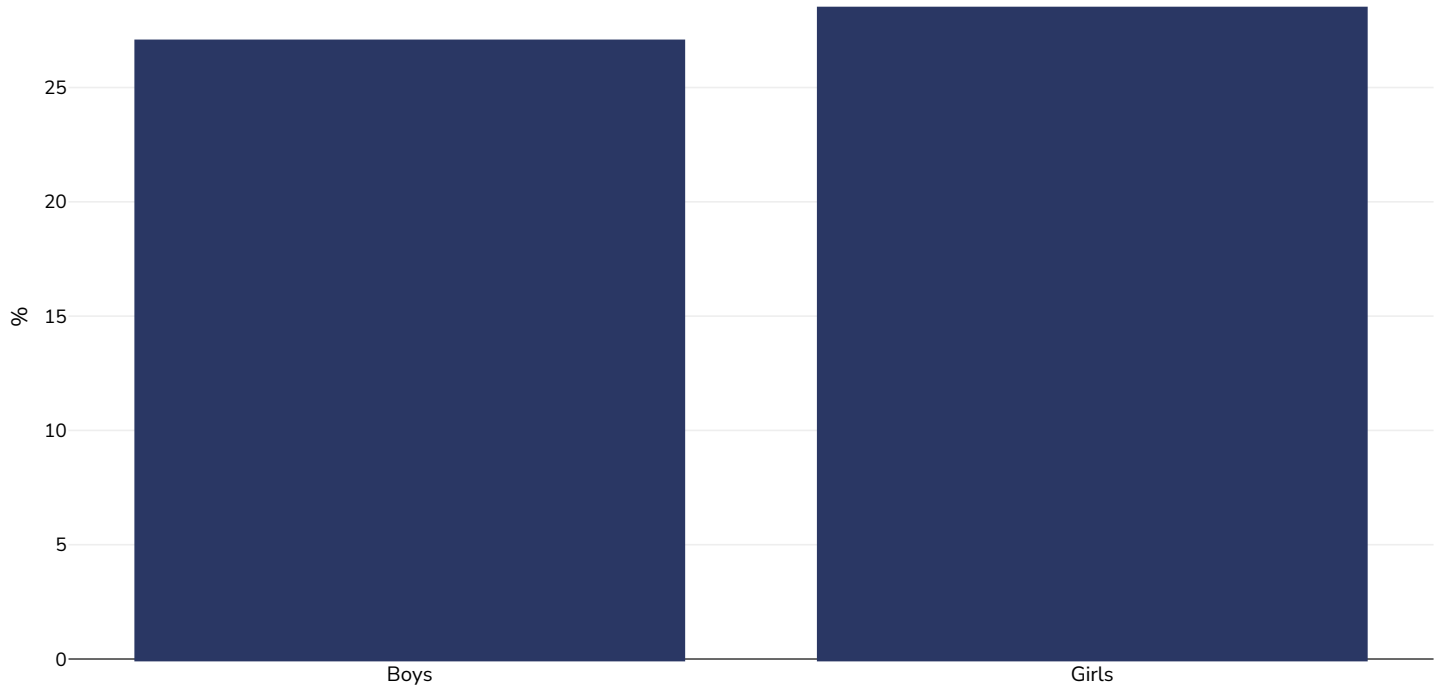
Double burden of underweight & overweight

Adults, 2022




Survey type:	Measured
Age:	20+
References:	NCD Risk Factor Collaboration (NCD-RisC). Worldwide trends in underweight and obesity from 1990 to 2022: a pooled analysis of 3663 population representative studies with 222 million children, adolescents, and adults. Lancet 2024; published online Feb 29. https://doi.org/10.1016/S0140-6736(23)02750-2
Notes:	Age Standardised estimates
Definitions:	Combined prevalence of BMI<18.5 kg/m ² and BMI>=30 kg/m ² (double burden of underweight and obesity)

Children, 2022



Survey type:	Measured
Age:	5-19
References:	NCD Risk Factor Collaboration (NCD-RisC). Worldwide trends in underweight and obesity from 1990 to 2022: a pooled analysis of 3663 population representative studies with 222 million children, adolescents, and adults. Lancet 2024; published online Feb 29. https://doi.org/10.1016/S0140-6736(23)02750-2 .
Notes:	Age standardised estimates
Definitions:	Combined prevalence of BMI < -2SD and BMI > 2SD (double burden of thinness and obesity)
Cutoffs:	BMI < -2SD and BMI > 2SD

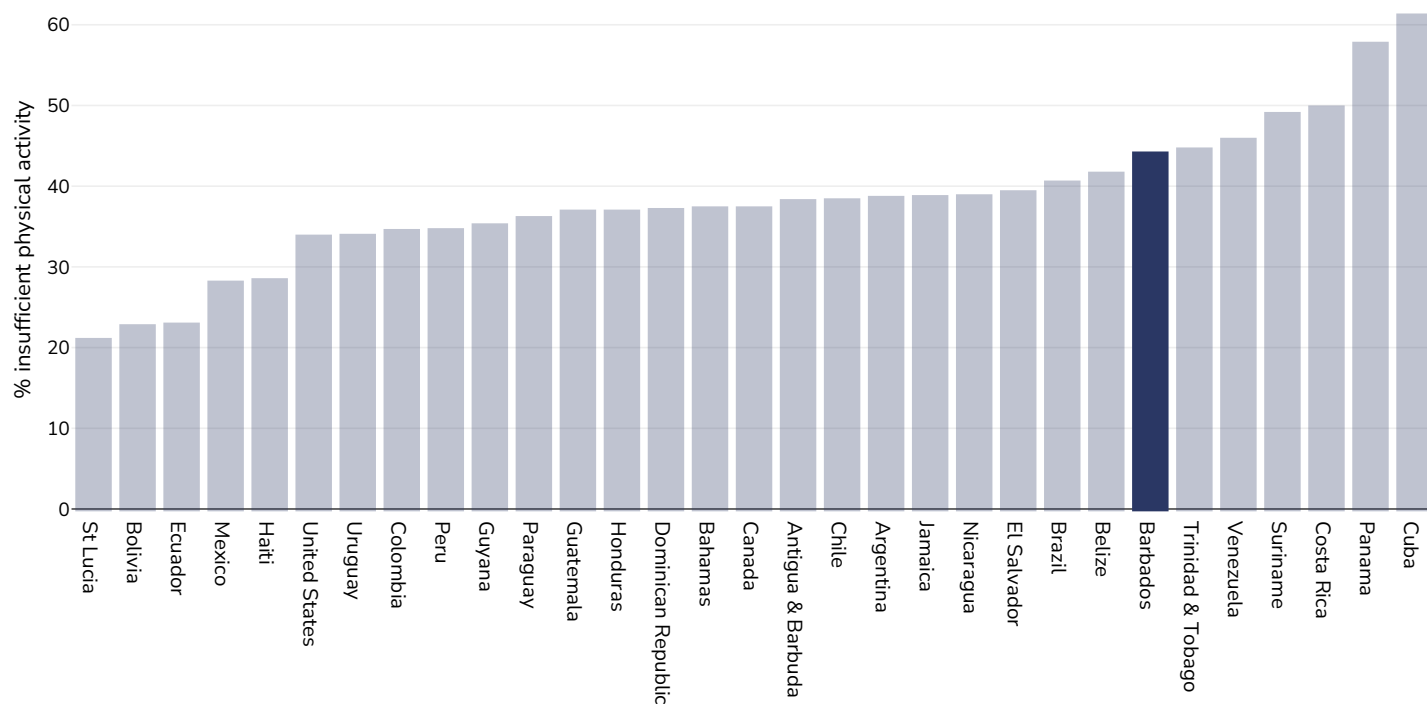
0-5 years, 2012



Survey type:	Measured
Age:	0-5
References:	United Nations Children’s Fund, Division of Data, Analysis, Planning and Monitoring (2025). Global UNICEF Global Databases: Overlapping Stunting, Wasting and Overweight (Survey Estimates), 2025, New York. For more information, visit: https://data.unicef.org/topic/nutrition/malnutrition/ [Accessed 06.08.25]
Notes:	Barbados multiple indicator cluster survey 2012: Final report (MICS4). Bridgetown, Barbados: BSS, 2014.
Definitions:	Combined percentage of children under 5 years of age who are either wasted, stunted, or overweight (falling below -2 standard deviations from the median weight-for-height, falling below -2 standard deviations from the median height for age, or falling at or above +2 standard deviations from the median weight-for-height of the reference population)
Cutoffs:	WHZ <-2, HAZ <-2 and WHZ >+2

Insufficient physical activity

Adults, 2022



Survey type: Self-reported

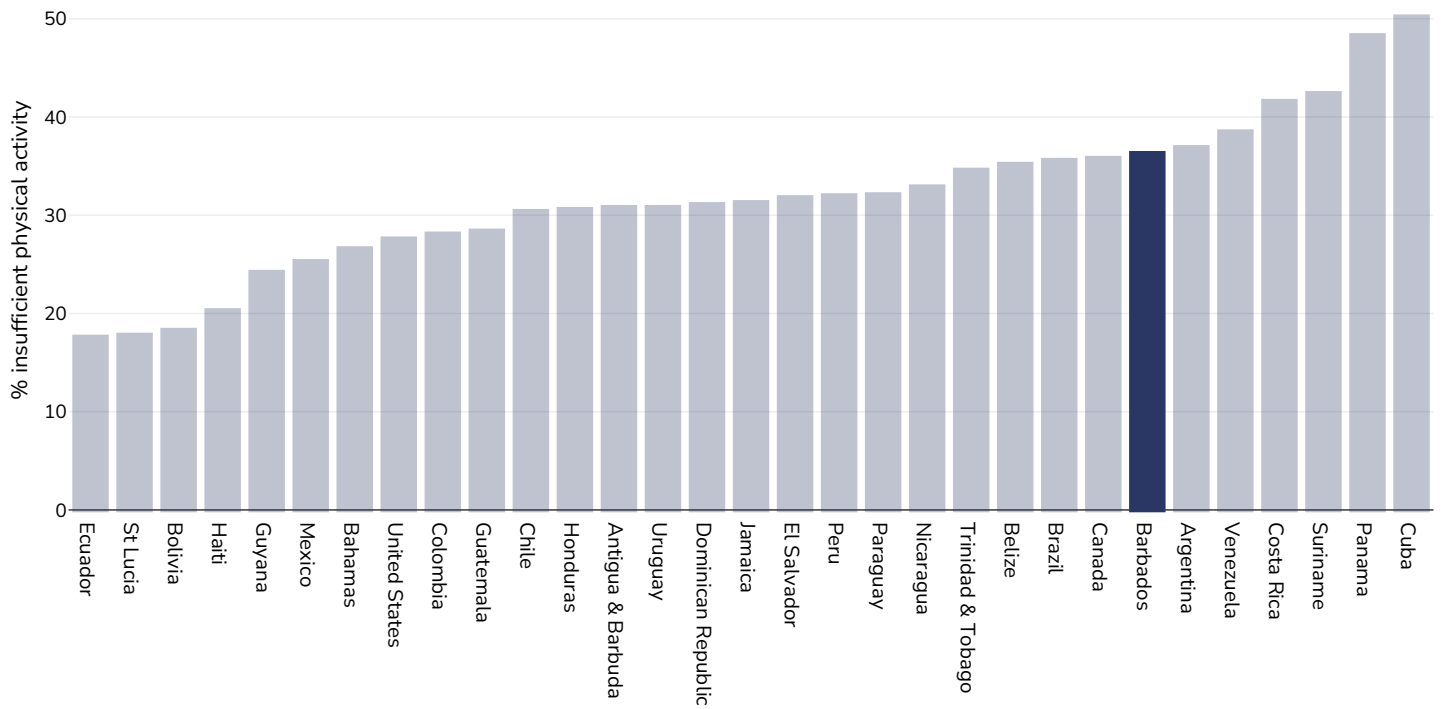
Age: 18+

Area covered: National

References: WHO (2024). Prevalence of insufficient physical activity among adults aged 18-years age-standardized estimate in 2022. Available at [https://www.who.int/data/gho/data/indicators/indicator-details/GHO/prevalence-of-insufficient-physical-activity-among-adults-aged-18-years-\(age-standardized-estimate\)-\(-\)](https://www.who.int/data/gho/data/indicators/indicator-details/GHO/prevalence-of-insufficient-physical-activity-among-adults-aged-18-years-(age-standardized-estimate)-(-))

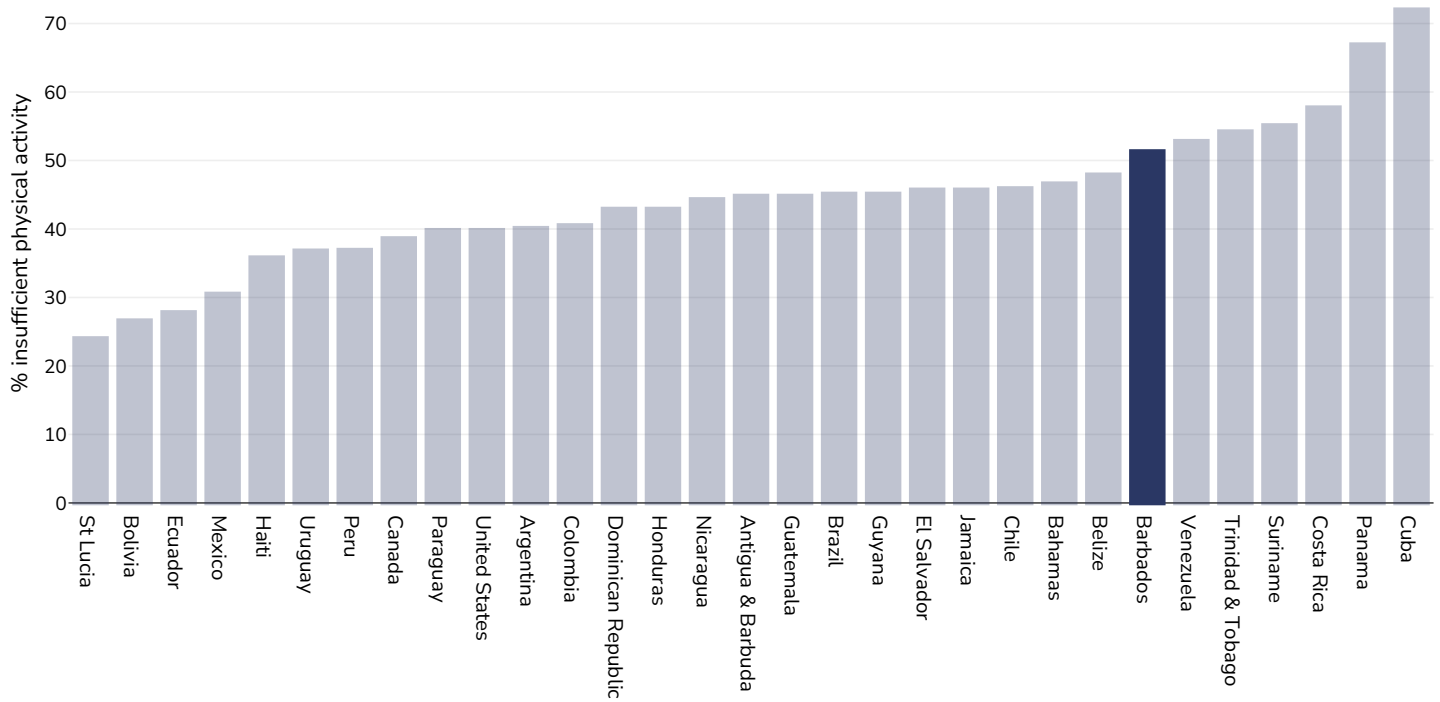
Definitions: Percent of population attaining less than 150 minutes of moderate-intensity physical activity per week, or less than 75 minutes of vigorous-intensity physical activity per week, or equivalent.

Men, 2022



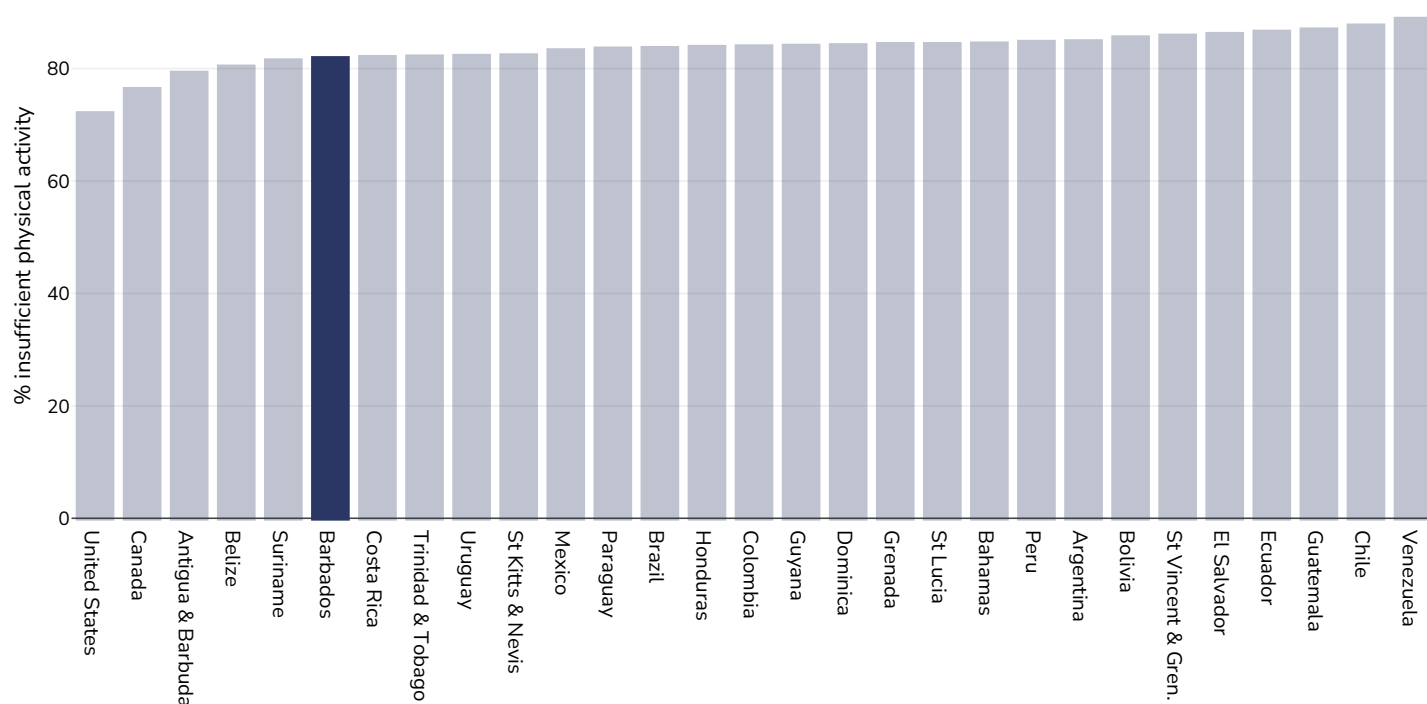
Survey type:	Self-reported
Age:	18+
Area covered:	National
References:	WHO (2024). Prevalence of insufficient physical activity among adults aged 18-years age-standardized estimate in 2022. Available at <u>https://www.who.int/data/gho/data/indicators/indicator-details/GHO/prevalence-of-insufficient-physical-activity-among-adults-aged-18-years-(age-standardized-estimate)-(-)</u>
Definitions:	Percent of population attaining less than 150 minutes of moderate-intensity physical activity per week, or less than 75 minutes of vigorous-intensity physical activity per week, or equivalent.

Women, 2022



Survey type:	Self-reported
Age:	18+
Area covered:	National
References:	WHO (2024). Prevalence of insufficient physical activity among adults aged 18-years age-standardized estimate in 2022. Available at <u>https://www.who.int/data/gho/data/indicators/indicator-details/GHO/prevalence-of-insufficient-physical-activity-among-adults-aged-18-years-(age-standardized-estimate)-(-)</u>
Definitions:	Percent of population attaining less than 150 minutes of moderate-intensity physical activity per week, or less than 75 minutes of vigorous-intensity physical activity per week, or equivalent.

Children, 2016



Survey type: Self-reported

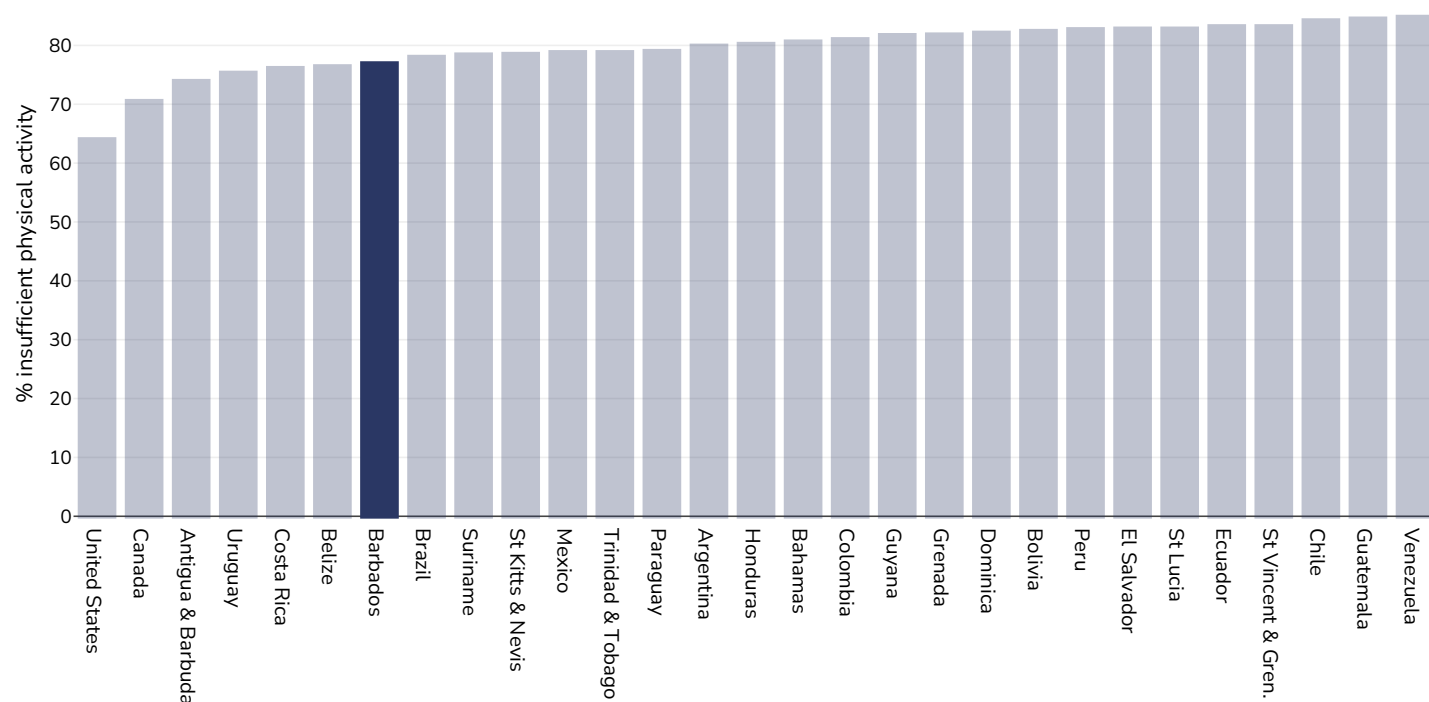
Age: 11-17

References: Global Health Observatory data repository, World Health Organisation, <https://apps.who.int/gho/data/node.main.A893ADO?lang=en> (last accessed 16.03.21)

Notes: % of school going adolescents not meeting WHO recommendations on Physical Activity for Health, i.e. doing less than 60 minutes of moderate- to vigorous-intensity physical activity daily.

Definitions: % Adolescents insufficiently active (age standardised estimate)

Boys, 2016



Survey type: Self-reported

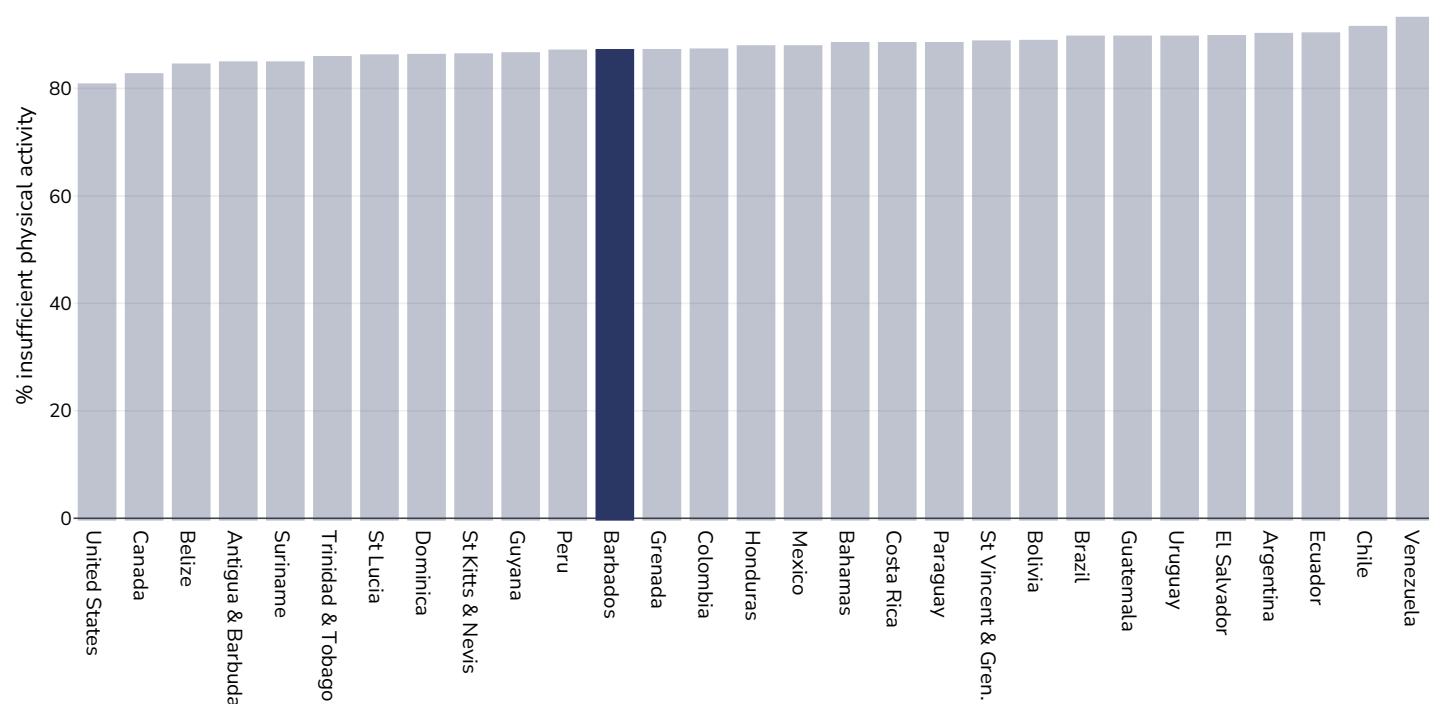
Age: 11-17

References: Global Health Observatory data repository, World Health Organisation, <https://apps.who.int/gho/data/node.main.A893ADO?lang=en> (last accessed 16.03.21)

Notes: % of school going adolescents not meeting WHO recommendations on Physical Activity for Health, i.e. doing less than 60 minutes of moderate- to vigorous-intensity physical activity daily.

Definitions: % Adolescents insufficiently active (age standardised estimate)

Girls, 2016



Survey type: Self-reported

Age: 11-17

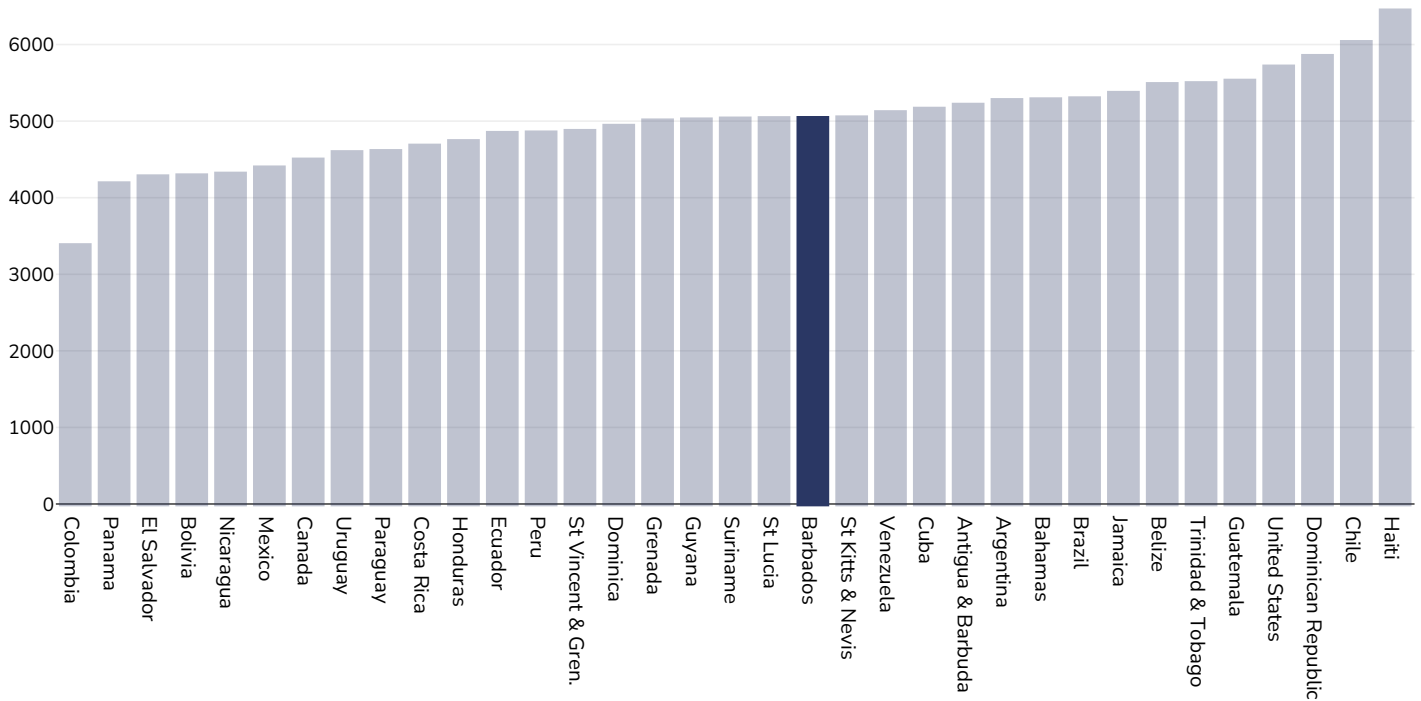
References: Global Health Observatory data repository, World Health Organisation, <https://apps.who.int/gho/data/node.main.A893ADO?lang=en> (last accessed 16.03.21)

Notes: % of school going adolescents not meeting WHO recommendations on Physical Activity for Health, i.e. doing less than 60 minutes of moderate- to vigorous-intensity physical activity daily.

Definitions: % Adolescents insufficiently active (age standardised estimate)

Mental health - depression disorders

Adults, 2023



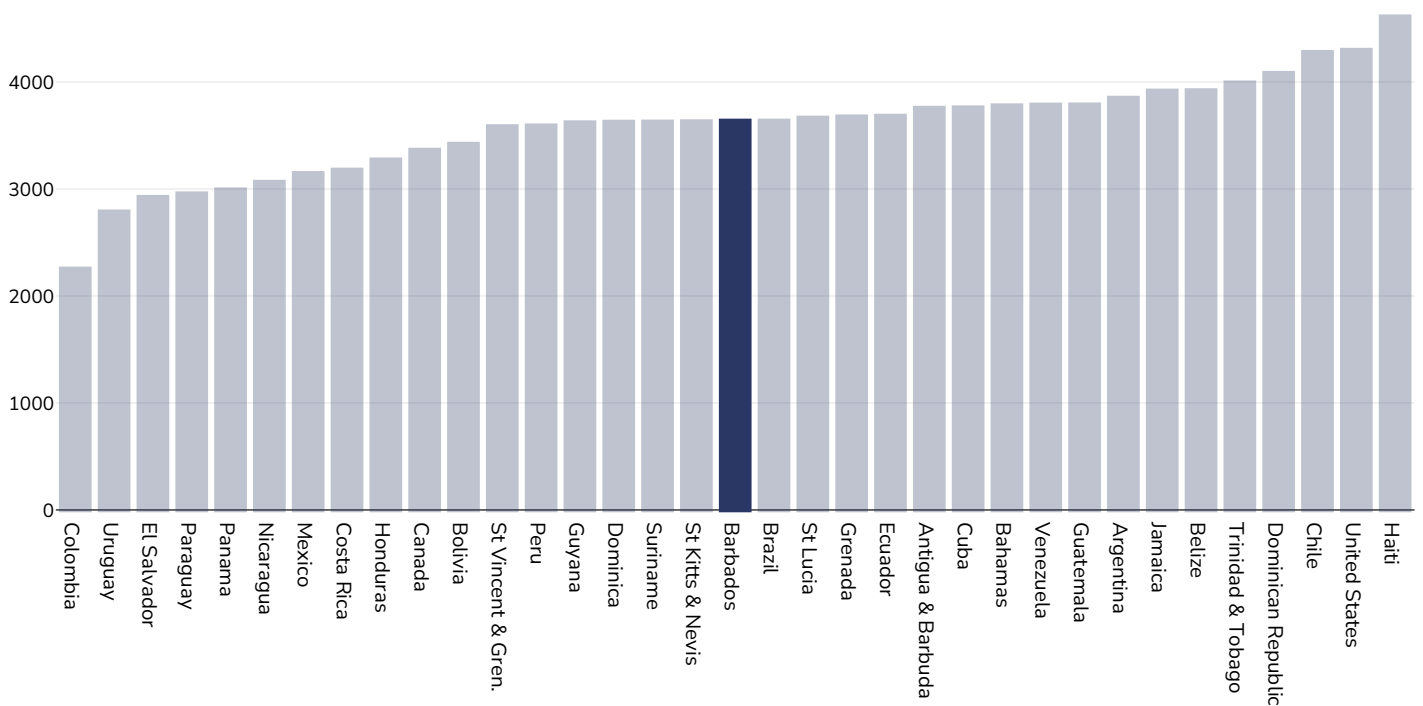
Age: 20+

Area covered: National

References: Institute for Health Metrics and Evaluation (IHME). GBD Compare Data Visualization. Global Burden of Disease (GBD) Study 2023. Seattle, WA: IHME, University of Washington, 2025. Available from <https://vizhub.healthdata.org/gbd-compare/> [Accessed 17.03.26]

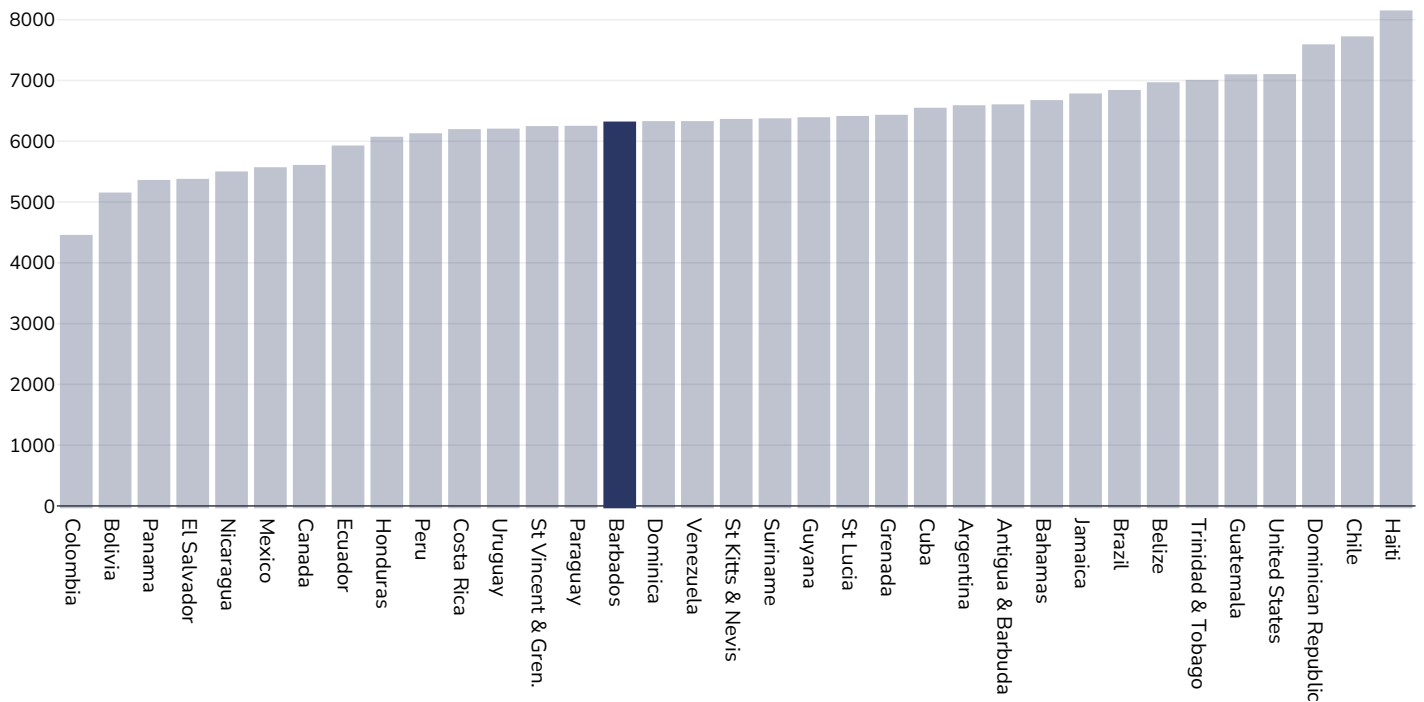
Definitions: Estimated number living with depressive disorders per 100,000 population (20+ years of age)

Men, 2023



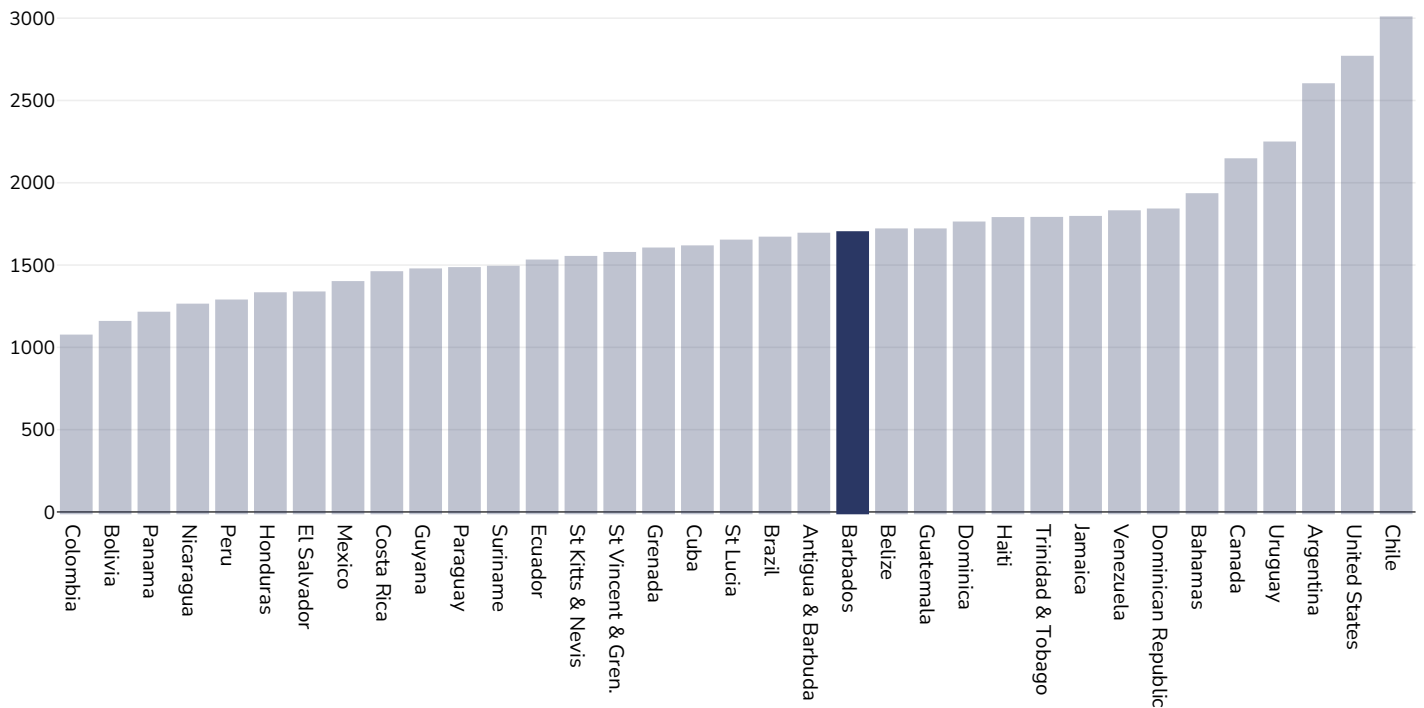
Age:	20+
Area covered:	National
References:	Institute for Health Metrics and Evaluation (IHME). GBD Compare Data Visualization. Global Burden of Disease (GBD) Study 2023. Seattle, WA: IHME, University of Washington, 2025. Available from https://vizhub.healthdata.org/gbd-compare/ [Accessed 17.03.26]
Definitions:	Estimated number living with depressive disorders per 100,000 population (20+ years of age)

Women, 2023



Age:	20+
Area covered:	National
References:	Institute for Health Metrics and Evaluation (IHME). GBD Compare Data Visualization. Global Burden of Disease (GBD) Study 2023. Seattle, WA: IHME, University of Washington, 2025. Available from https://vizhub.healthdata.org/gbd-compare/ [Accessed 17.03.26]
Definitions:	Estimated number living with depressive disorders per 100,000 population (20+ years of age)

Children, 2023



Area covered:

National

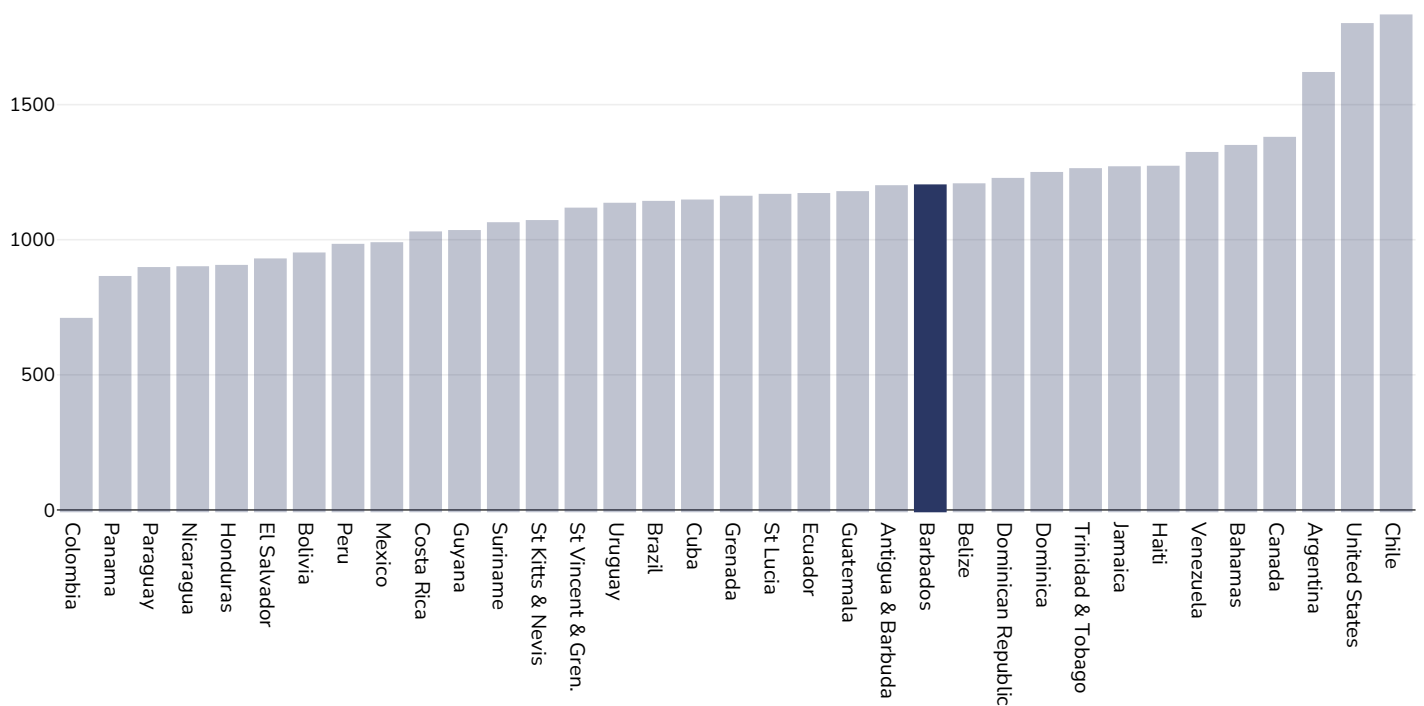
References:

Institute for Health Metrics and Evaluation (IHME). GBD Compare Data Visualization. Global Burden of Disease (GBD) Study 2023. Seattle, WA: IHME, University of Washington, 2025. Available from <https://vizhub.healthdata.org/gbd-compare/> [Accessed 17.03.26]

Definitions:

Estimated number living with depressive disorders per 100,000 population (under 20 years of age)

Boys, 2023



Area covered:

National

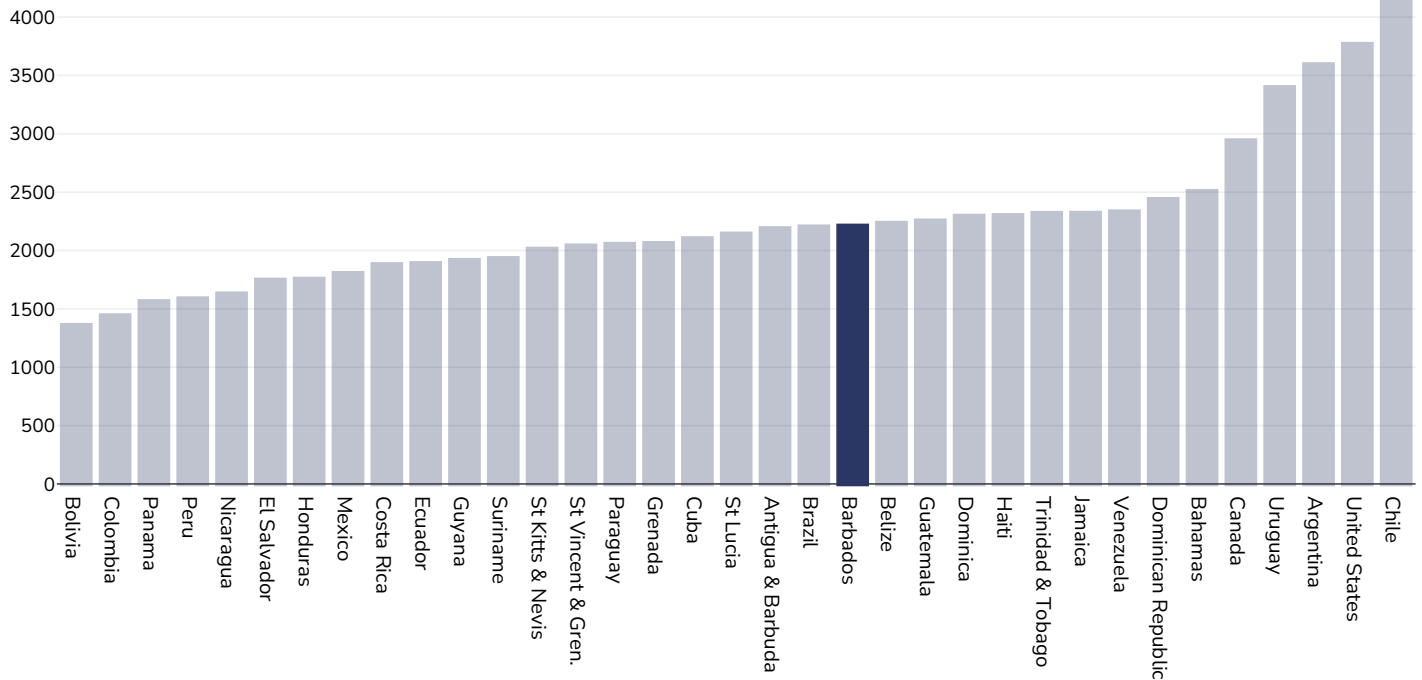
References:

Institute for Health Metrics and Evaluation (IHME). GBD Compare Data Visualization. Global Burden of Disease (GBD) Study 2023. Seattle, WA: IHME, University of Washington, 2025. Available from <https://vizhub.healthdata.org/gbd-compare/> [Accessed 17.03.26]

Definitions:

Estimated number living with depressive disorders per 100,000 population (under 20 years of age)

Girls, 2023



Area covered:

National

References:

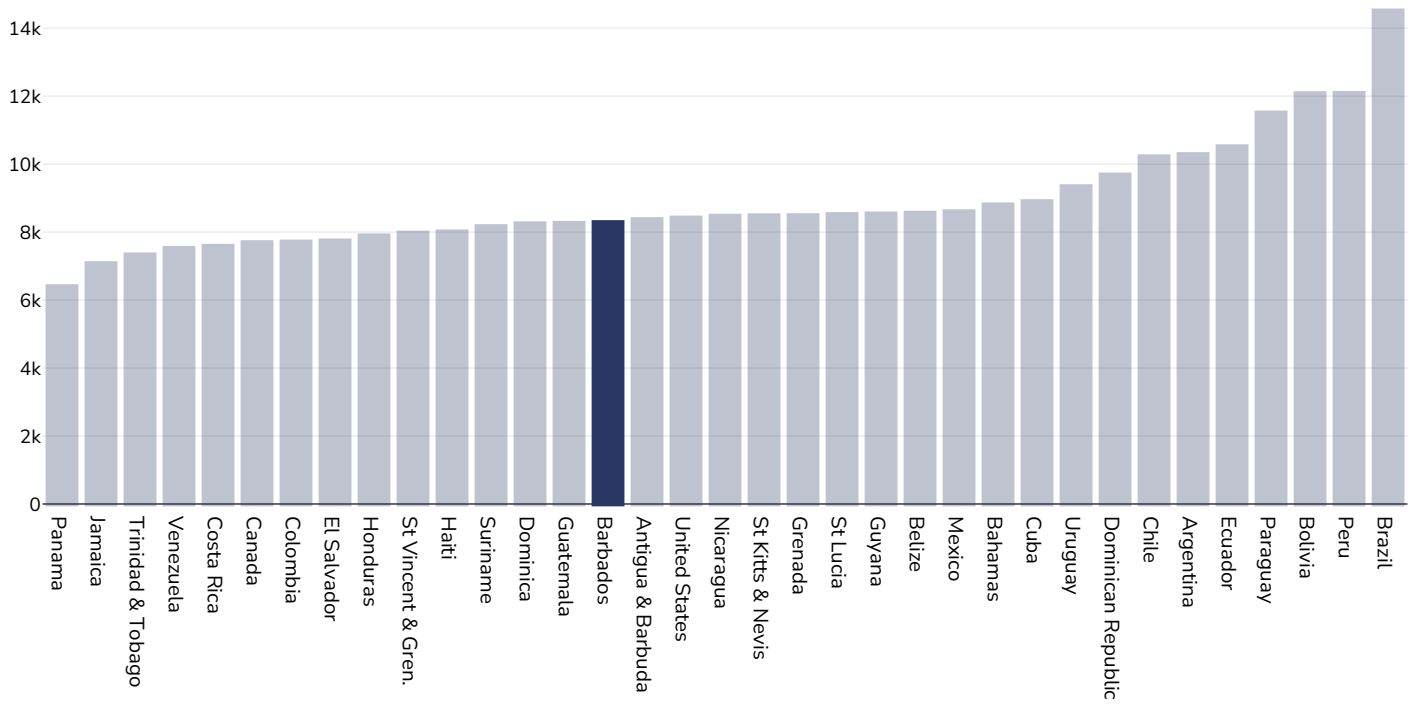
Institute for Health Metrics and Evaluation (IHME). GBD Compare Data Visualization. Global Burden of Disease (GBD) Study 2023. Seattle, WA: IHME, University of Washington, 2025. Available from <https://vizhub.healthdata.org/gbd-compare/> [Accessed 17.03.26]

Definitions:

Estimated number living with depressive disorders per 100,000 population (under 20 years of age)

Mental health - anxiety disorders

Adults, 2023



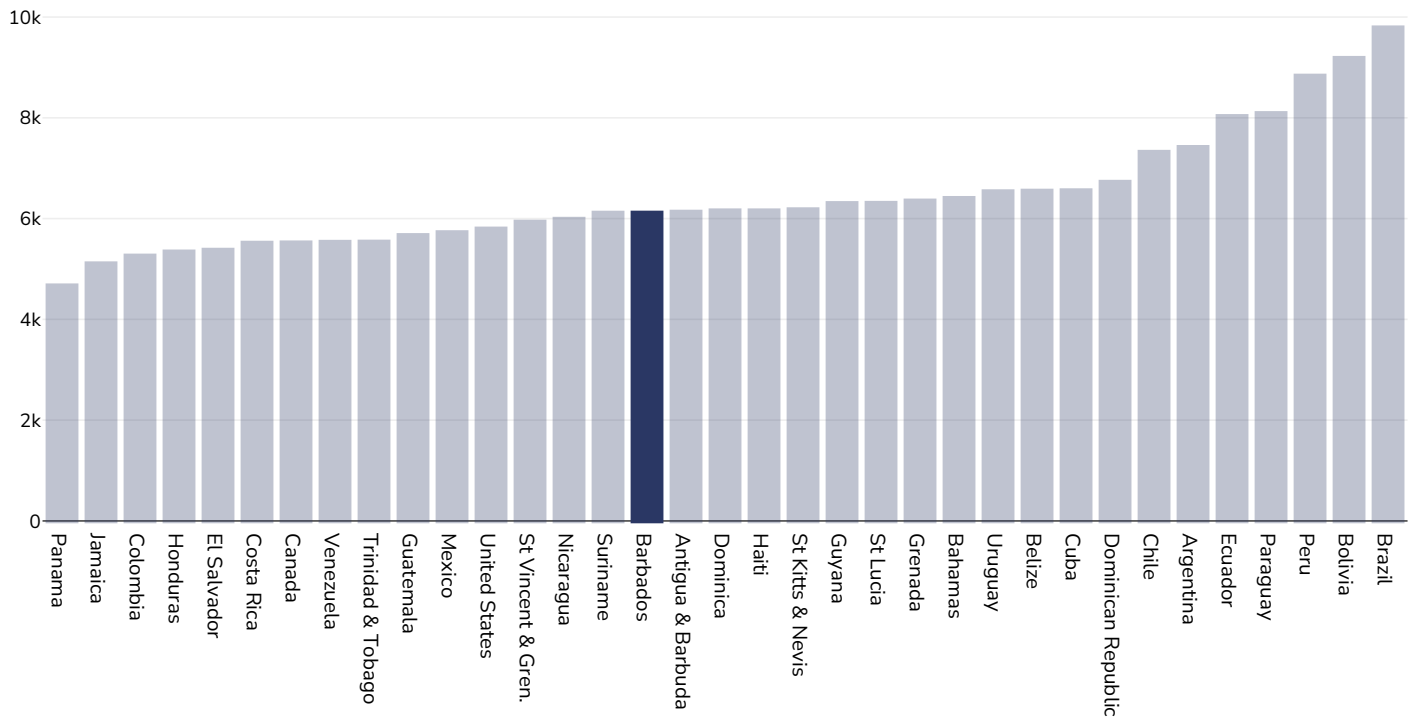
Age: 20+

Area covered: National

References: Institute for Health Metrics and Evaluation (IHME). GBD Compare Data Visualization. Global Burden of Disease (GBD) Study 2023. Seattle, WA: IHME, University of Washington, 2025. Available from <https://vizhub.healthdata.org/gbd-compare/> [Accessed 17.03.26]

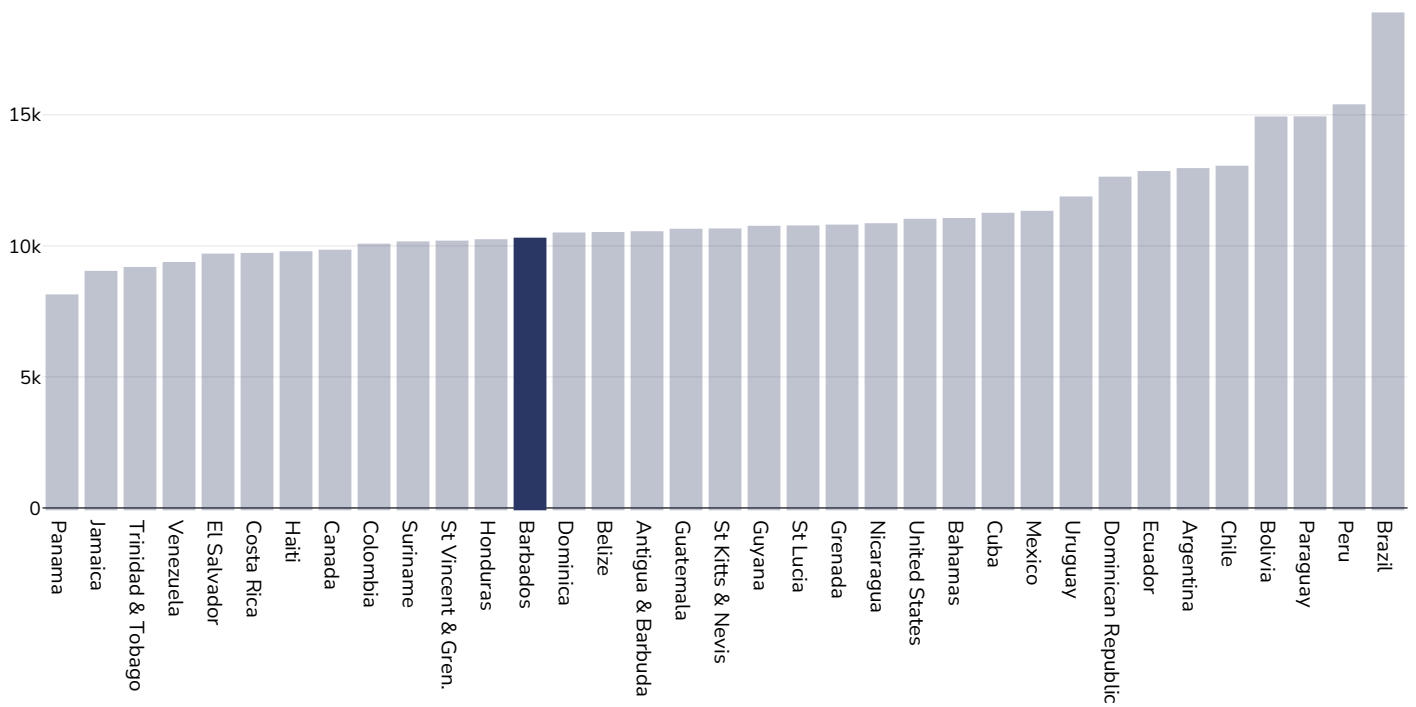
Definitions: Estimated number living with anxiety disorders per 100,000 population (20+ years of age)

Men, 2023



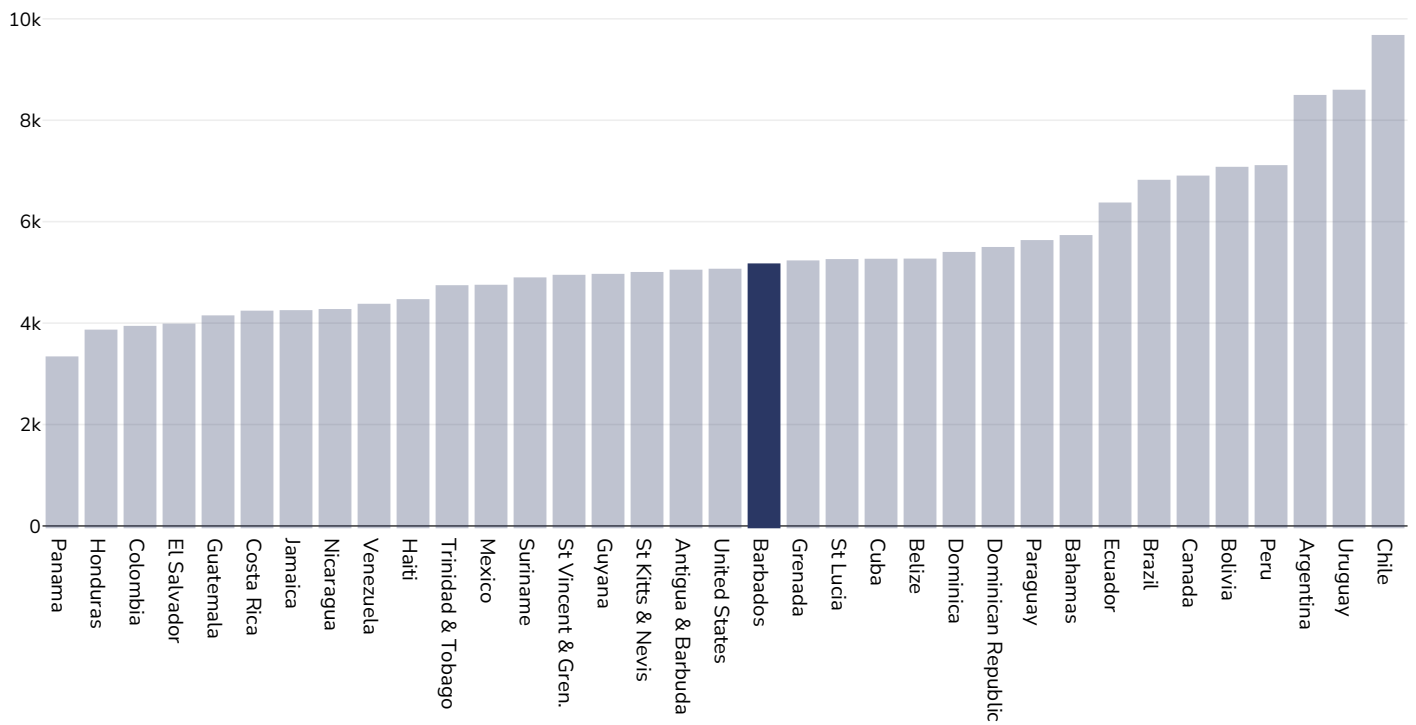
Age:	20+
Area covered:	National
References:	Institute for Health Metrics and Evaluation (IHME). GBD Compare Data Visualization. Global Burden of Disease (GBD) Study 2023. Seattle, WA: IHME, University of Washington, 2025. Available from https://vizhub.healthdata.org/gbd-compare/ [Accessed 17.03.26]
Definitions:	Estimated number living with anxiety disorders per 100,000 population (20+ years of age)

Women, 2023



Age:	20+
Area covered:	National
References:	Institute for Health Metrics and Evaluation (IHME). GBD Compare Data Visualization. Global Burden of Disease (GBD) Study 2023. Seattle, WA: IHME, University of Washington, 2025. Available from https://vizhub.healthdata.org/gbd-compare/ [Accessed 17.03.26]
Definitions:	Estimated number living with anxiety disorders per 100,000 population (20+ years of age)

Children, 2023

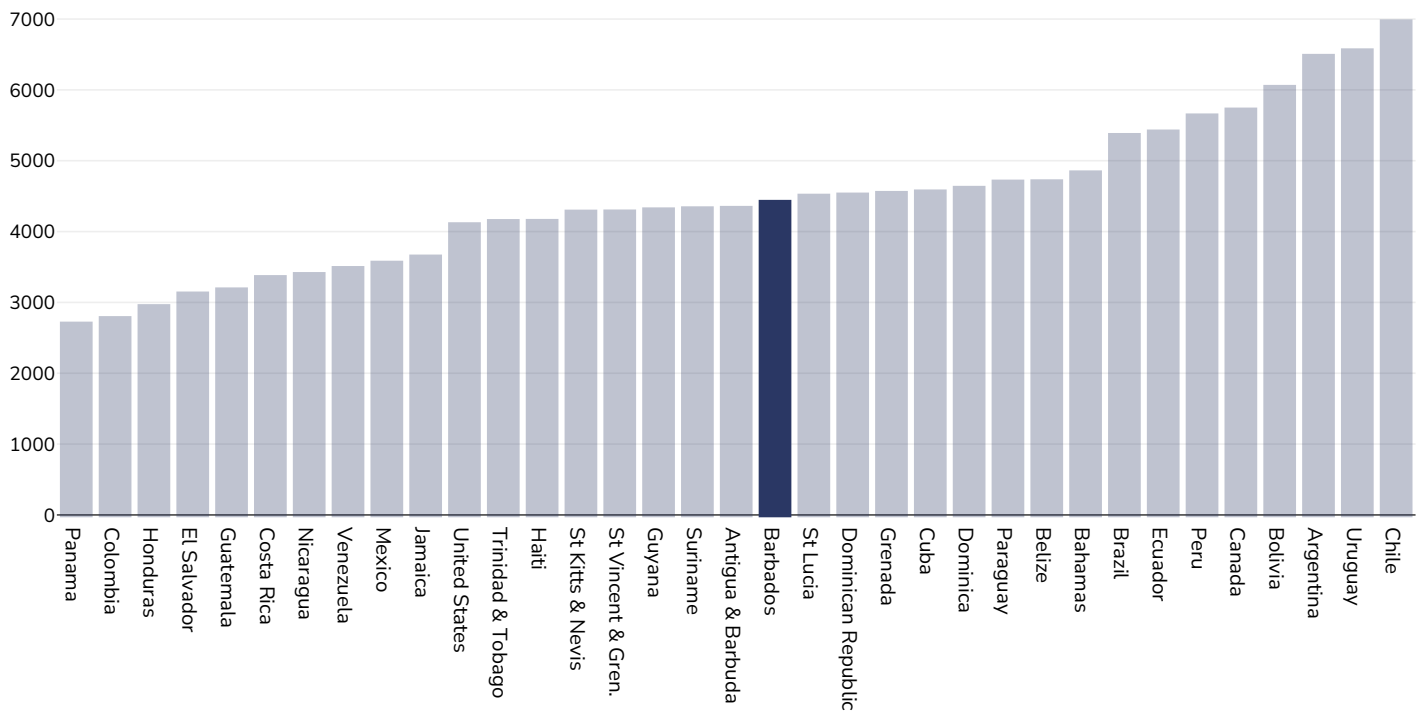


Area covered: National

References: Institute for Health Metrics and Evaluation (IHME). GBD Compare Data Visualization. Global Burden of Disease (GBD) Study 2023. Seattle, WA: IHME, University of Washington, 2025. Available from <https://vizhub.healthdata.org/gbd-compare/> [Accessed 17.03.26]

Definitions: Estimated number living with anxiety disorders per 100,000 population (under 20 years of age)

Boys, 2023



Area covered:

National

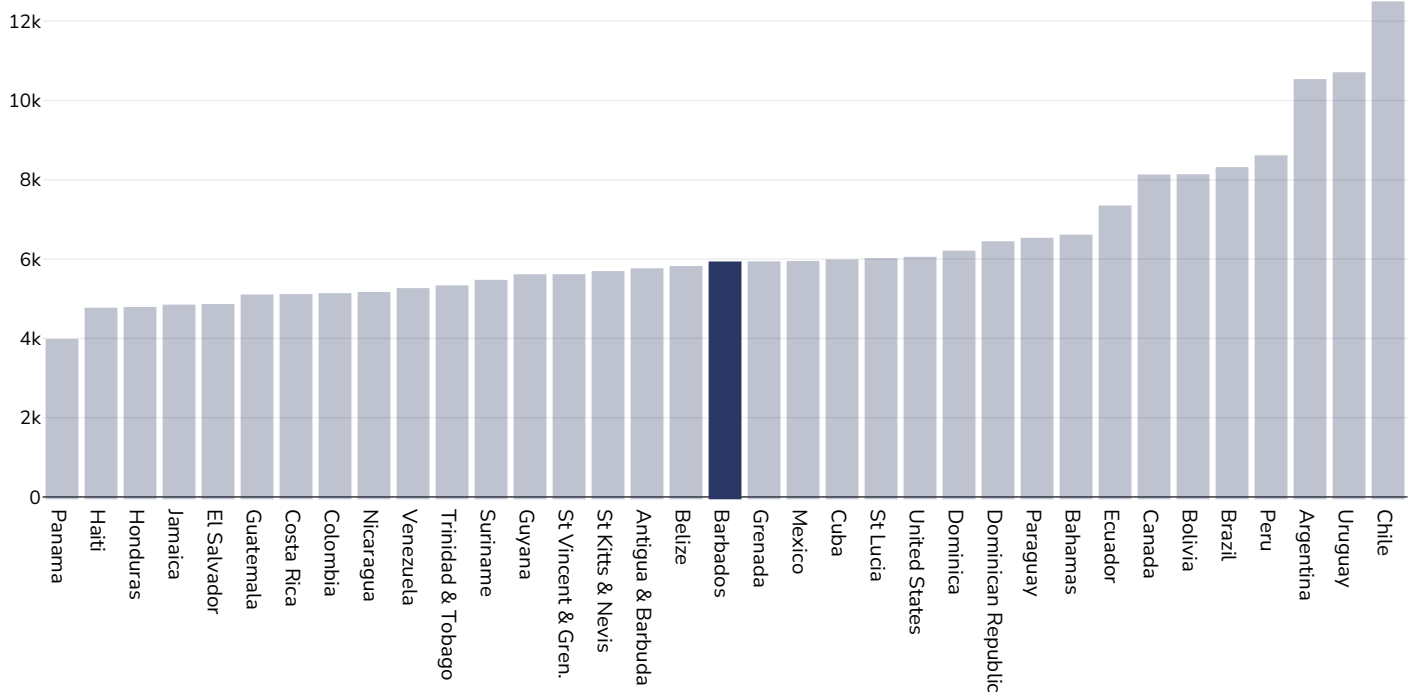
References:

Institute for Health Metrics and Evaluation (IHME). GBD Compare Data Visualization. Global Burden of Disease (GBD) Study 2023. Seattle, WA: IHME, University of Washington, 2025. Available from <https://vizhub.healthdata.org/gbd-compare/> [Accessed 17.03.26]

Definitions:

Estimated number living with anxiety disorders per 100,000 population (under 20 years of age)

Girls, 2023



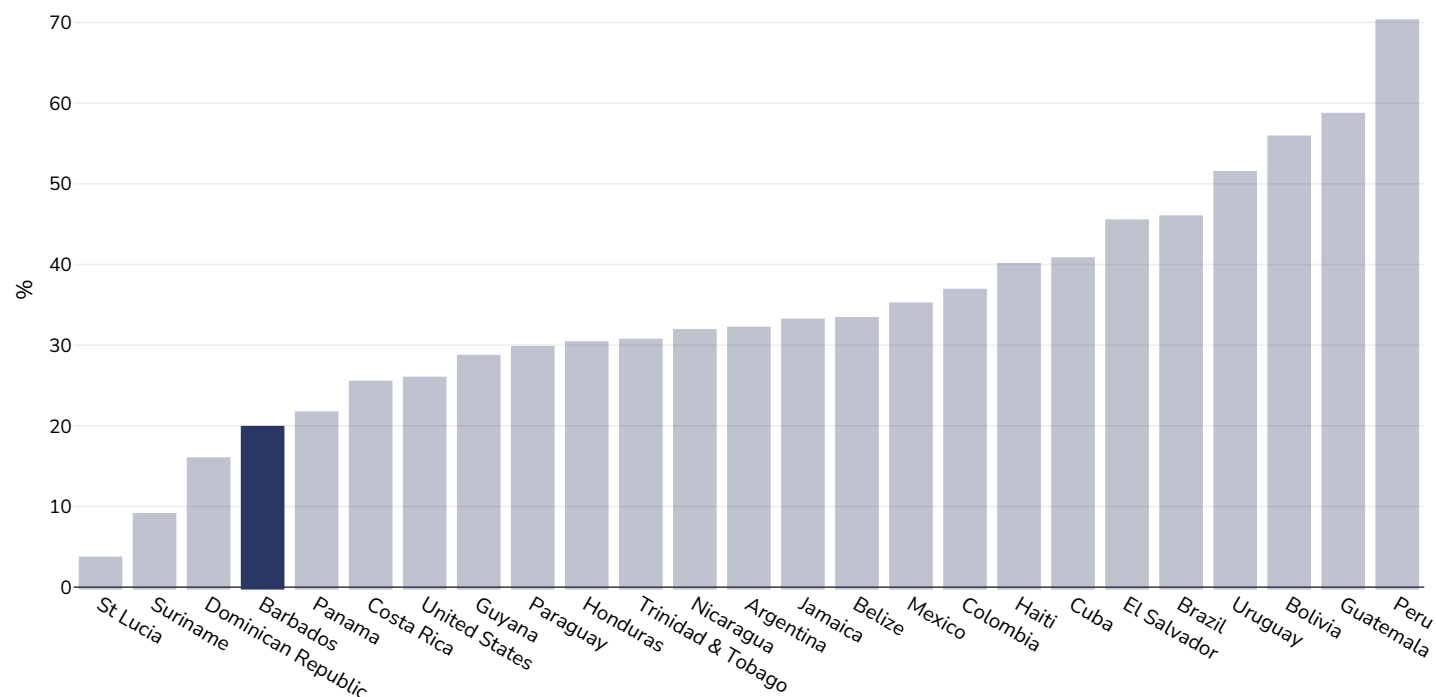
Area covered: National

References: Institute for Health Metrics and Evaluation (IHME). GBD Compare Data Visualization. Global Burden of Disease (GBD) Study 2023. Seattle, WA: IHME, University of Washington, 2025. Available from <https://vizhub.healthdata.org/gbd-compare/> [Accessed 17.03.26]

Definitions: Estimated number living with anxiety disorders per 100,000 population (under 20 years of age)

% Infants exclusively breastfed 0-5 months

0-5 years, 2011-2024



Area covered: National

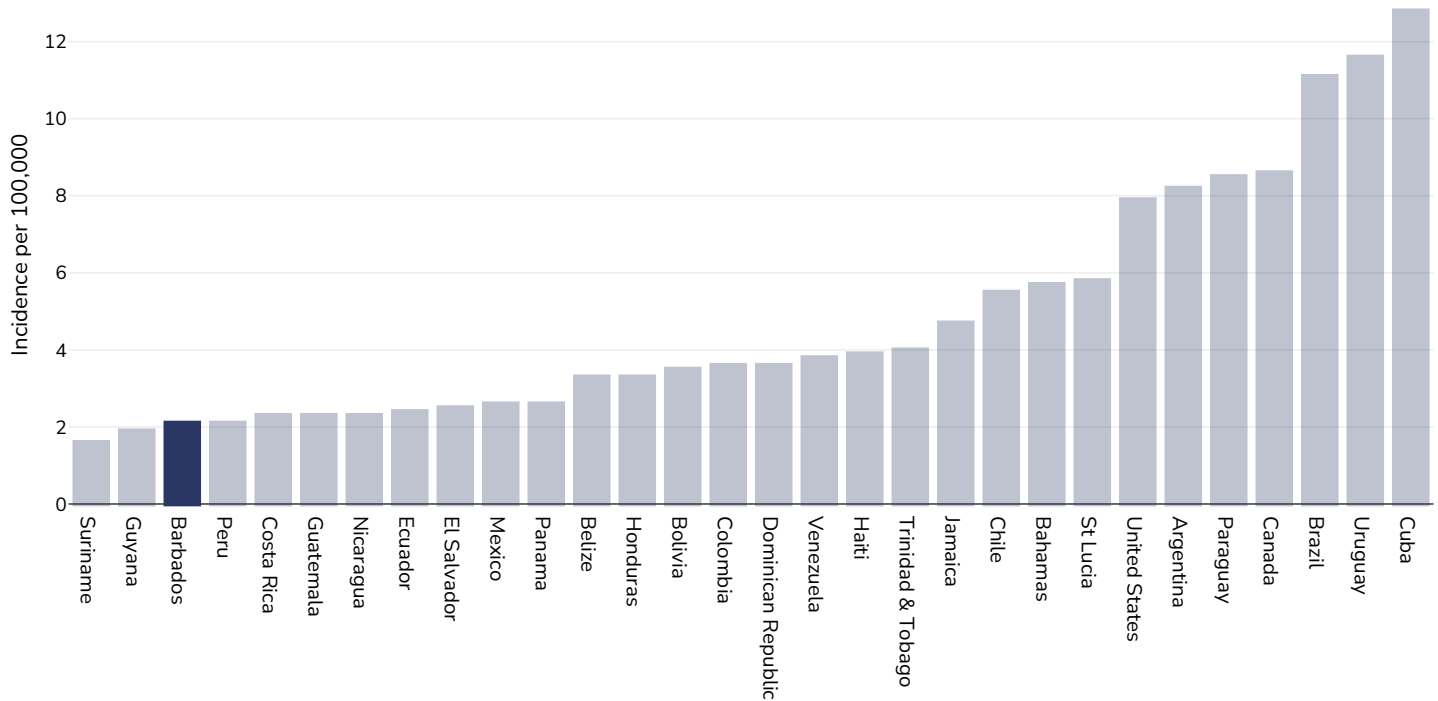
References: Barbados multiple indicator cluster survey 2012: Final report (MICS4). Bridgetown, Barbados: BSS, 2014.

Notes: Full details available at source: United Nations Children's Fund, Division of Data, Analysis, Planning and Monitoring (2025). Global UNICEF Global Databases: Infant and Young Child Feeding: Exclusive breastfeeding, New York, November 2025.

Definitions: Infants 0-5 months of age who received only breast milk during the previous day. The definition allows for medicines, vitamins and oral re-hydration solution to have been given. These infants would not have received water-based liquids, milk based-liquids or food.

Oesophageal cancer

Men, 2022



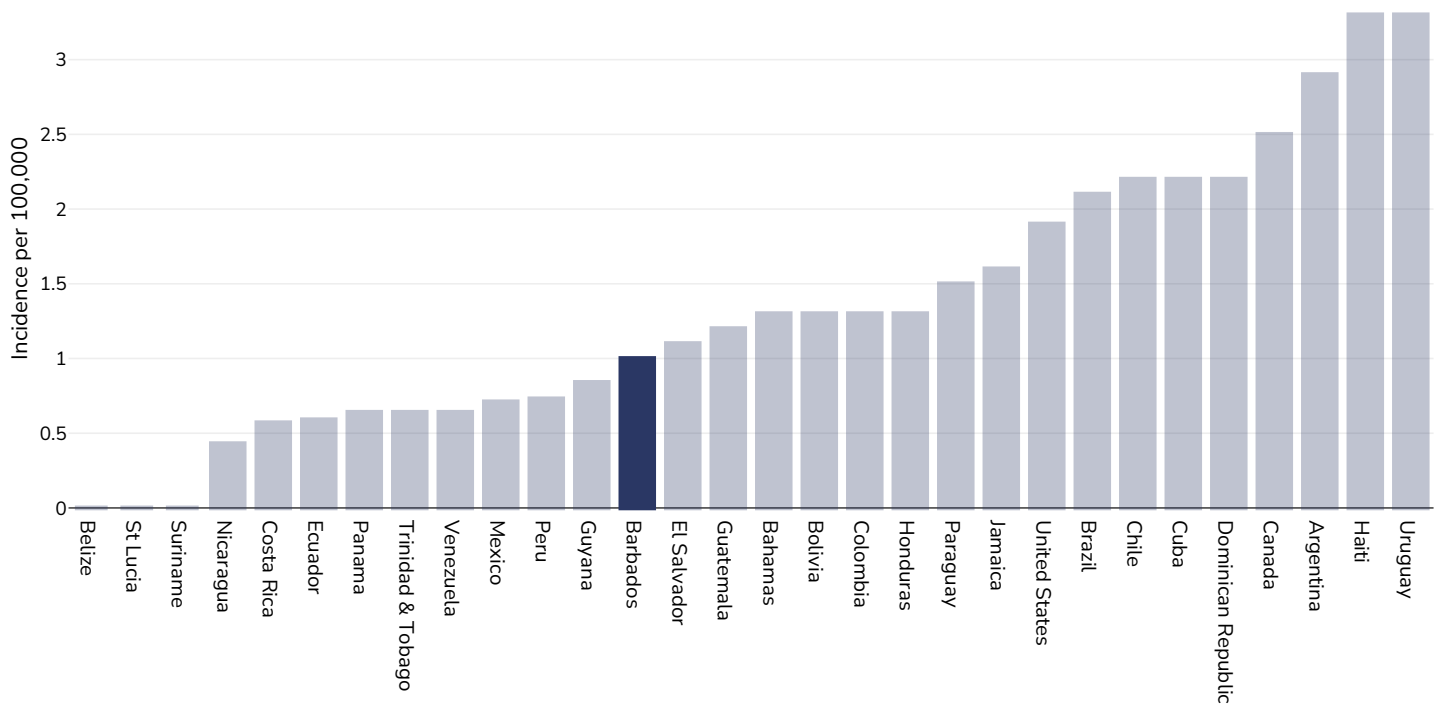
Age: 20+

Area covered: National

References: Ferlay J, Ervik M, Lam F, Laversanne M, Colombet M, Mery L, Piñeros M, Znaor A, Soerjomataram I, Bray F (2024). Global Cancer Observatory: Cancer Today. Lyon, France: International Agency for Research on Cancer. Available from: <https://gco.iarc.who.int/today>, accessed [16.07.24]

Definitions: Incidence per 100,000

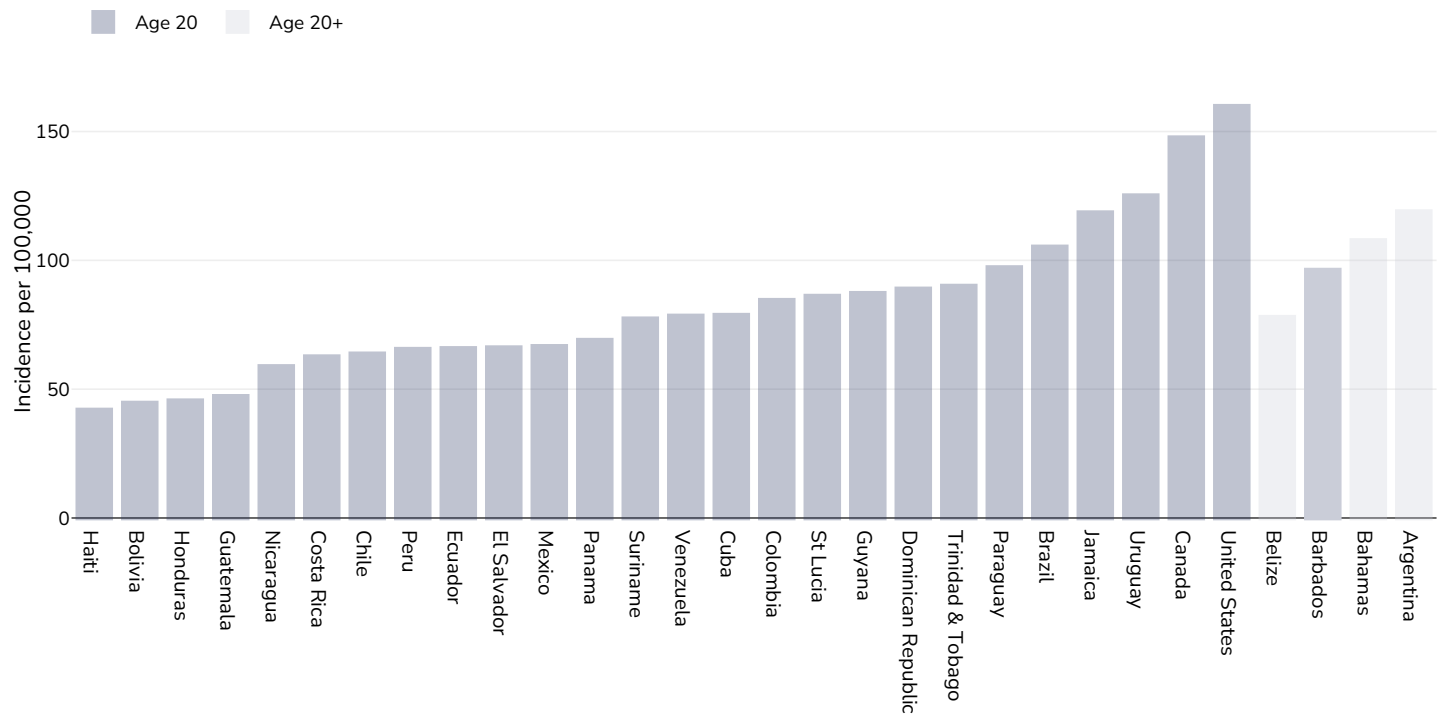
Women, 2022



Age:	20+
Area covered:	National
References:	Ferlay J, Ervik M, Lam F, Laversanne M, Colombet M, Mery L, Piñeros M, Znaor A, Soerjomataram I, Bray F (2024). Global Cancer Observatory: Cancer Today. Lyon, France: International Agency for Research on Cancer. Available from: https://gco.iarc.who.int/today , accessed [16.07.24]
Definitions:	Indicence per 100,000

Breast cancer

Women, 2022



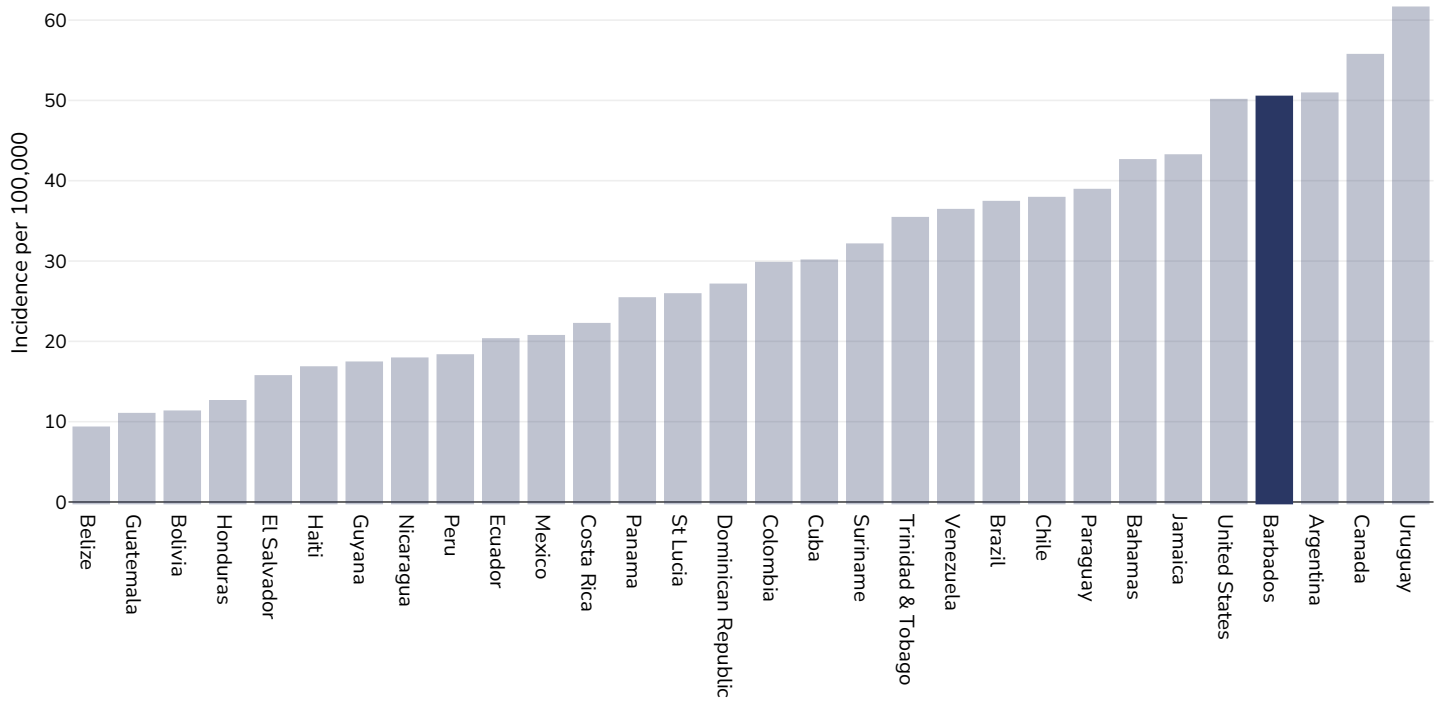
Area covered: National

References: Ferlay J, Ervik M, Lam F, Laversanne M, Colombet M, Mery L, Piñeros M, Znaor A, Soerjomataram I, Bray F (2024). Global Cancer Observatory: Cancer Today. Lyon, France: International Agency for Research on Cancer. Available from: <https://gco.iarc.who.int/today>, accessed [16.07.24]

Definitions: Incidence per 100,000

Colorectal cancer

Men, 2022



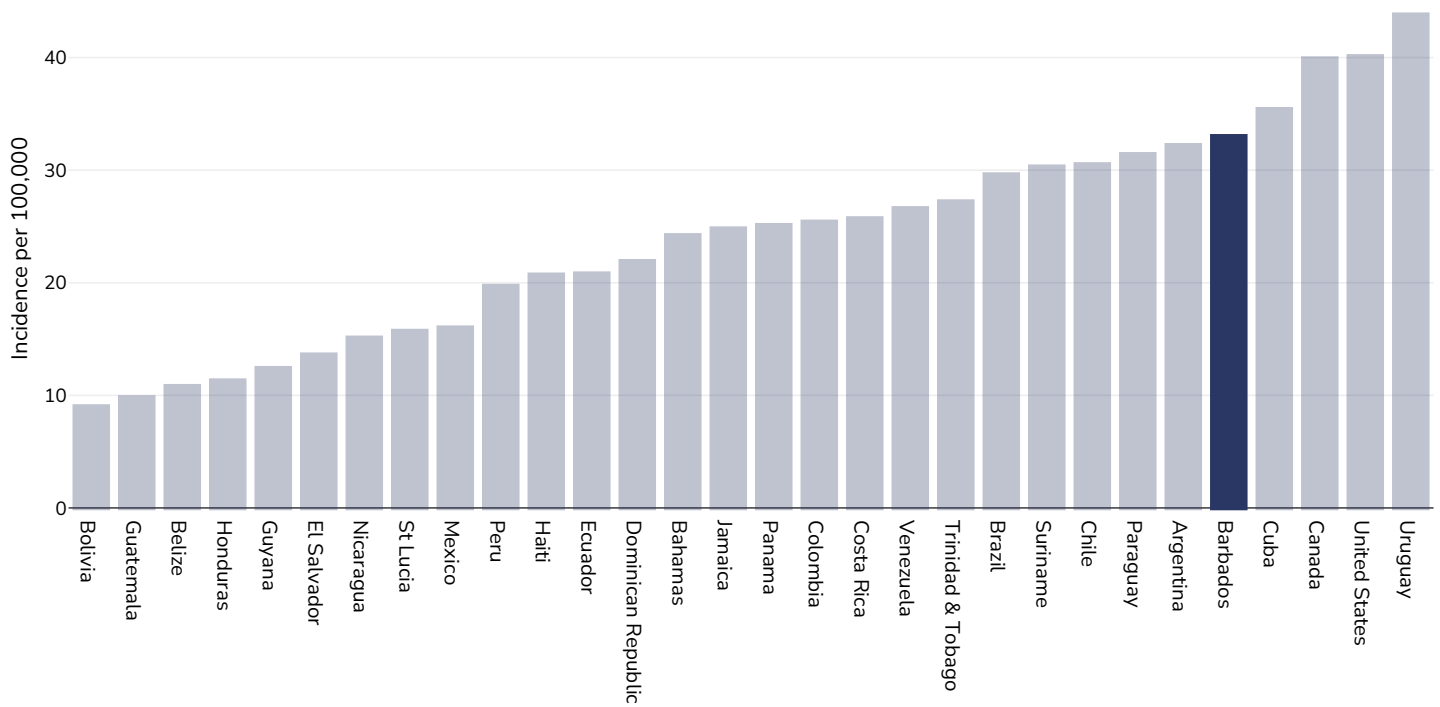
Age: 20+

Area covered: National

References: Ferlay J, Ervik M, Lam F, Laversanne M, Colombet M, Mery L, Piñeros M, Znaor A, Soerjomataram I, Bray F (2024). Global Cancer Observatory: Cancer Today. Lyon, France: International Agency for Research on Cancer. Available from: <https://gco.iarc.who.int/today>, accessed [16.07.24]

Definitions: Incidence per 100,000

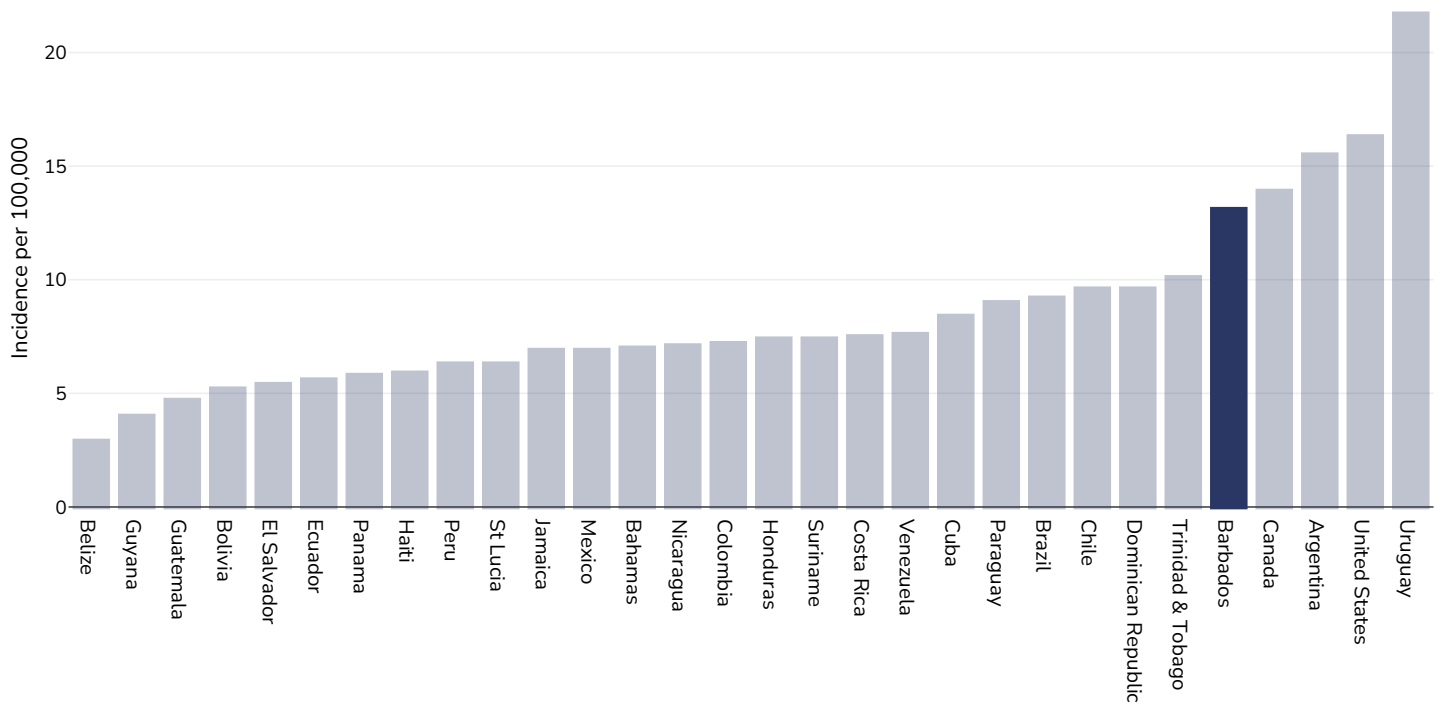
Women, 2022



Age:	20+
Area covered:	National
References:	Ferlay J, Ervik M, Lam F, Laversanne M, Colombet M, Mery L, Piñeros M, Znaor A, Soerjomataram I, Bray F (2024). Global Cancer Observatory: Cancer Today. Lyon, France: International Agency for Research on Cancer. Available from: https://gco.iarc.who.int/today , accessed [16.07.24]
Definitions:	Incidence per 100,000

Pancreatic cancer

Men, 2022



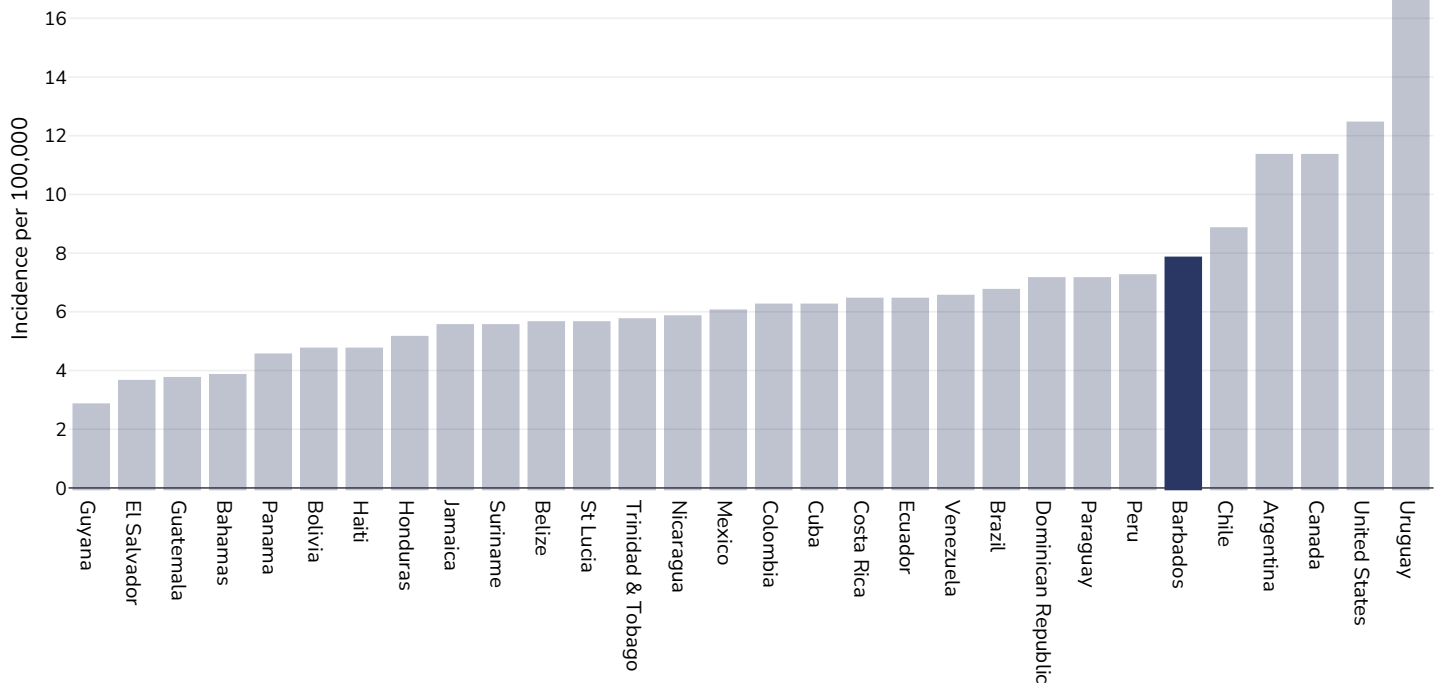
Age: 20+

Area covered: National

References: Ferlay J, Ervik M, Lam F, Laversanne M, Colombet M, Mery L, Piñeros M, Znaor A, Soerjomataram I, Bray F (2024). Global Cancer Observatory: Cancer Today. Lyon, France: International Agency for Research on Cancer. Available from: <https://gco.iarc.who.int/today>, accessed [16.07.24]

Definitions: Incidence per 100,000

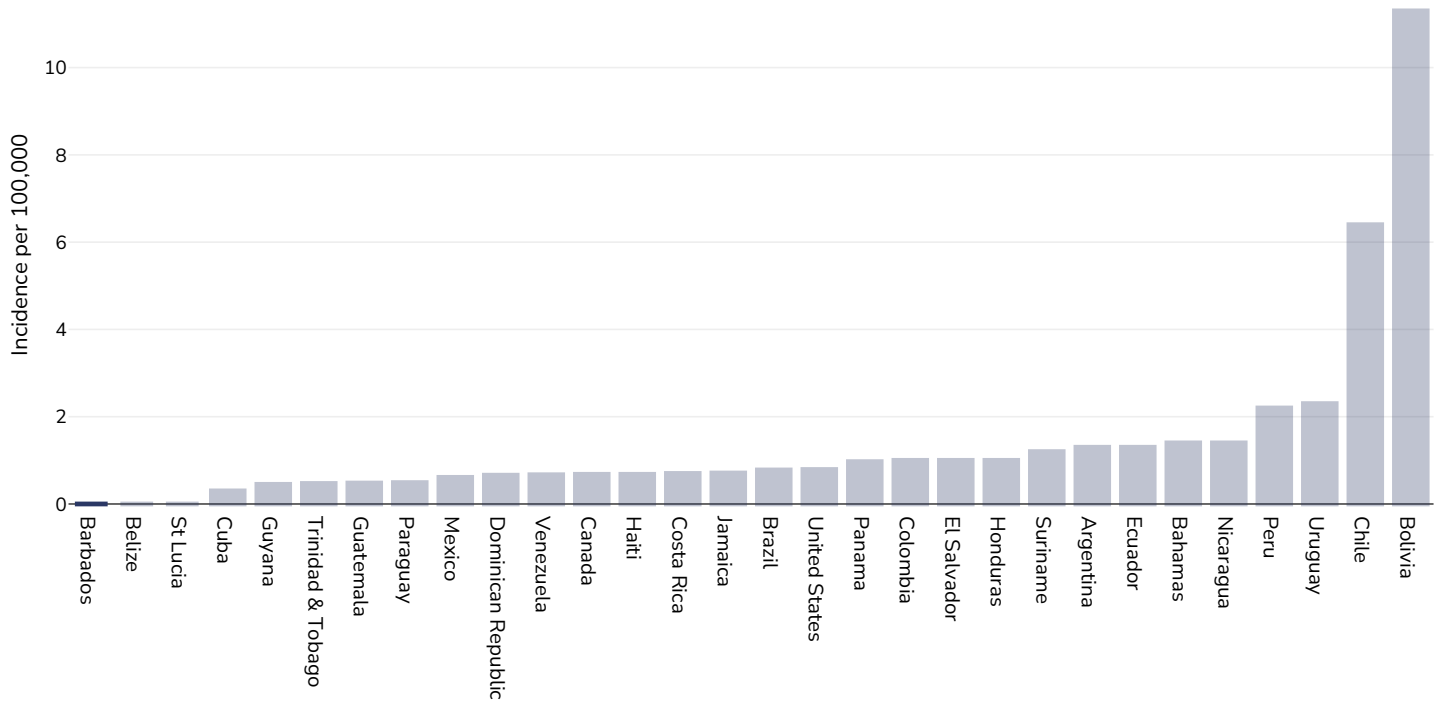
Women, 2022



Age:	20+
Area covered:	National
References:	Ferlay J, Ervik M, Lam F, Laversanne M, Colombet M, Mery L, Piñeros M, Znaor A, Soerjomataram I, Bray F (2024). Global Cancer Observatory: Cancer Today. Lyon, France: International Agency for Research on Cancer. Available from: https://gco.iarc.who.int/today , accessed [16.07.24]
Definitions:	Incidence per 100,000

Gallbladder cancer

Men, 2022



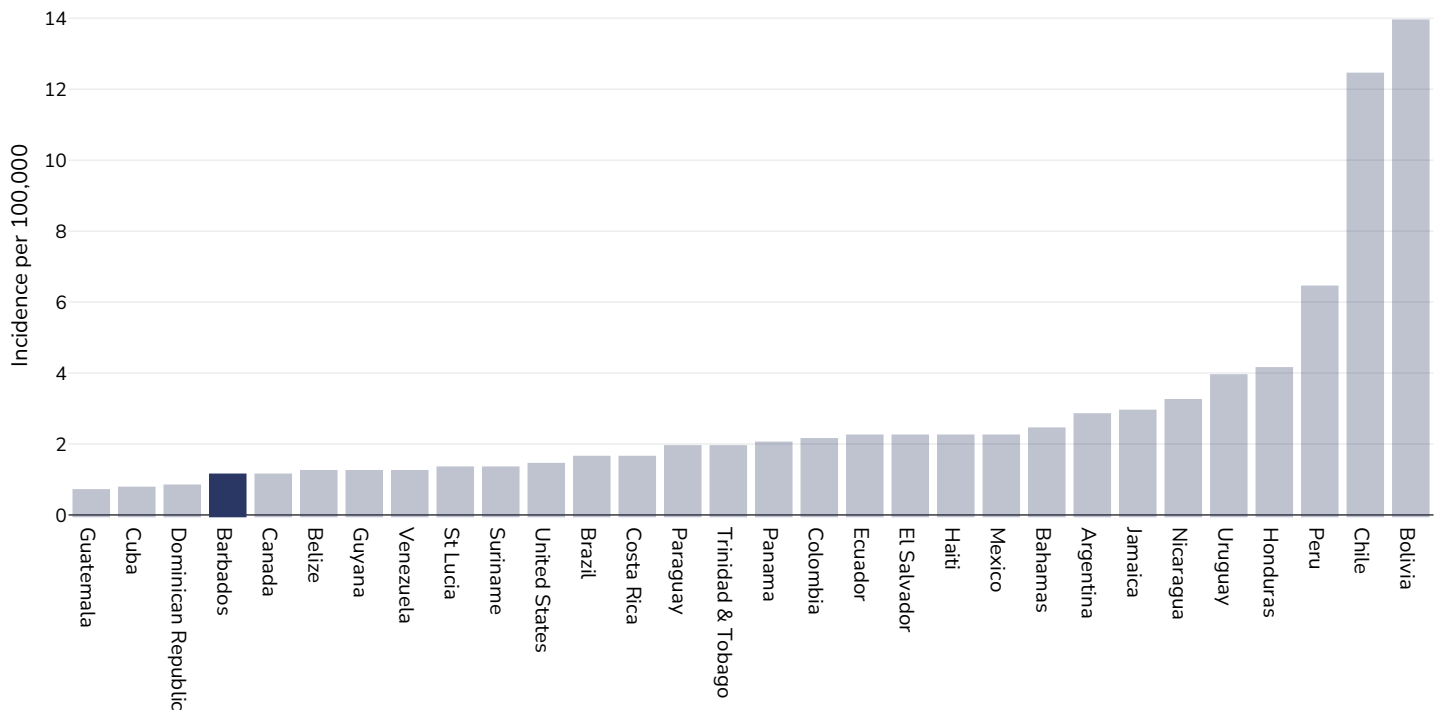
Age: 20+

Area covered: National

References: Ferlay J, Ervik M, Lam F, Laversanne M, Colombet M, Mery L, Piñeros M, Znaor A, Soerjomataram I, Bray F (2024). Global Cancer Observatory: Cancer Today. Lyon, France: International Agency for Research on Cancer. Available from: <https://gco.iarc.who.int/today>, accessed [16.07.24]

Definitions: Incidence per 100,000

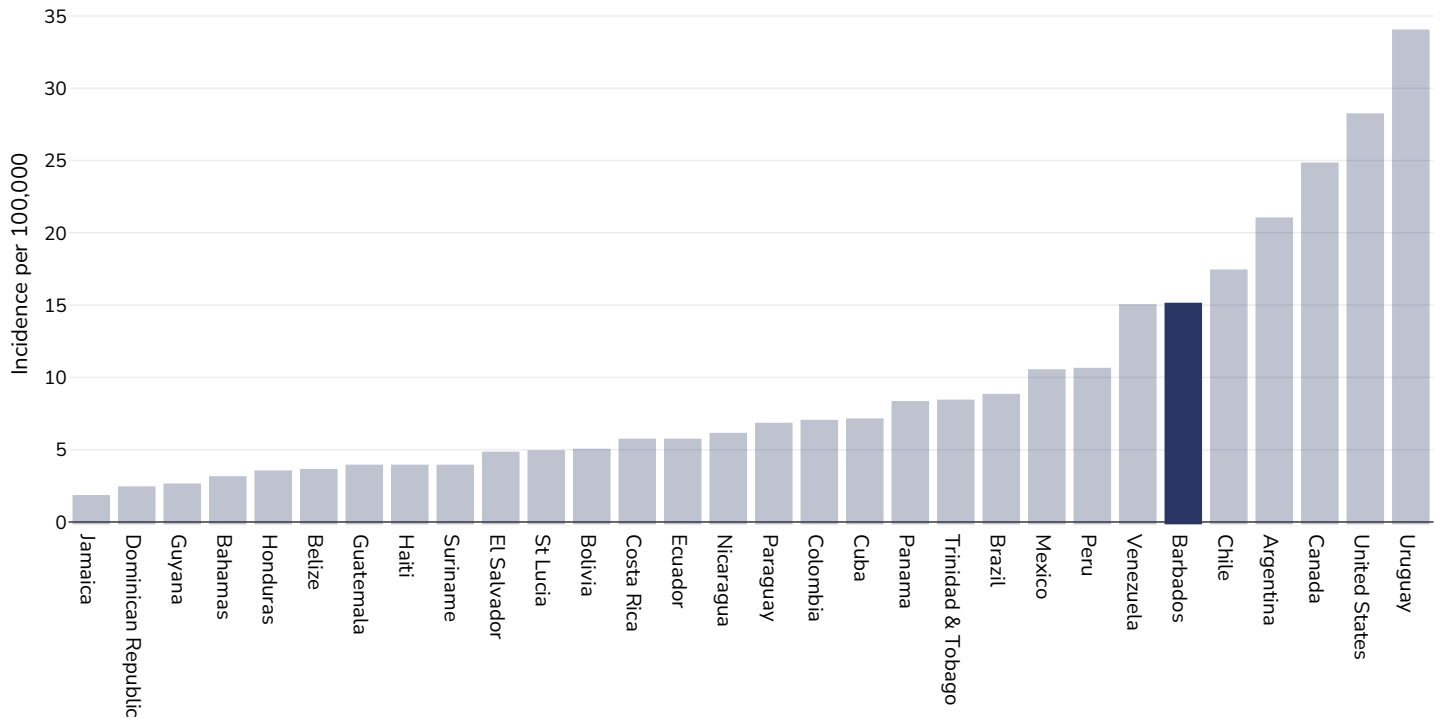
Women, 2022



Age:	20+
Area covered:	National
References:	Ferlay J, Ervik M, Lam F, Laversanne M, Colombet M, Mery L, Piñeros M, Znaor A, Soerjomataram I, Bray F (2024). Global Cancer Observatory: Cancer Today. Lyon, France: International Agency for Research on Cancer. Available from: https://gco.iarc.who.int/today , accessed [16.07.24]
Definitions:	Indicence per 100,000

Kidney cancer

Men, 2022



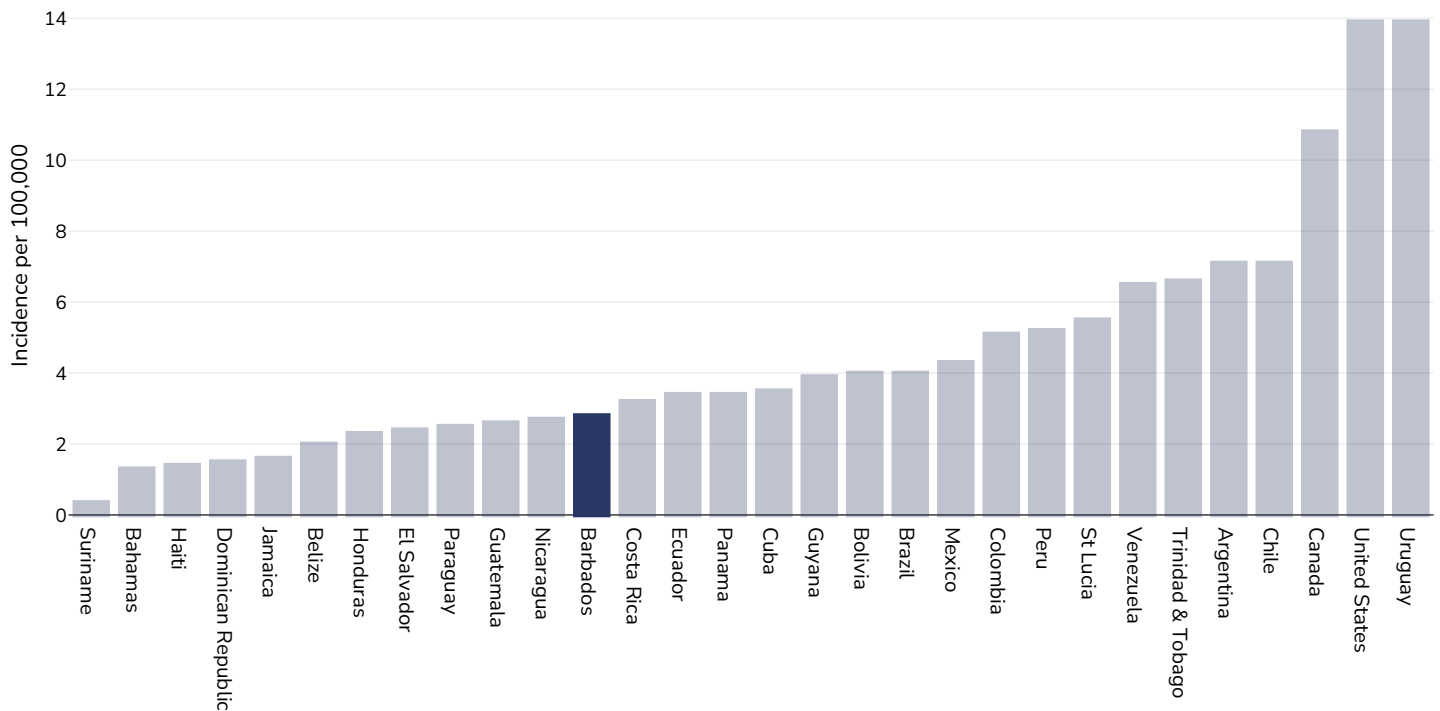
Age: 20+

Area covered: National

References: Ferlay J, Ervik M, Lam F, Laversanne M, Colombet M, Mery L, Piñeros M, Znaor A, Soerjomataram I, Bray F (2024). Global Cancer Observatory: Cancer Today. Lyon, France: International Agency for Research on Cancer. Available from: <https://gco.iarc.who.int/today>, accessed [16.07.24]

Definitions: Incidence per 100,000

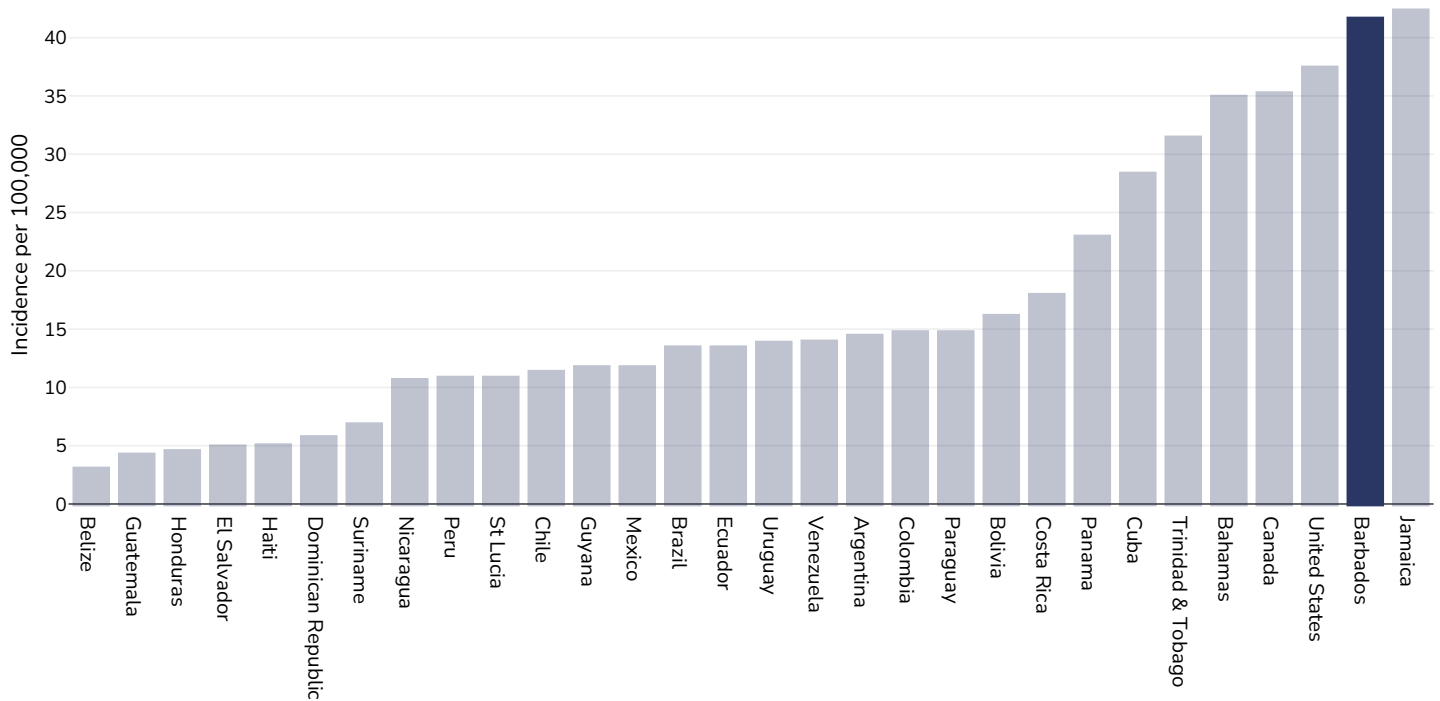
Women, 2022



Age:	20+
Area covered:	National
References:	Ferlay J, Ervik M, Lam F, Laversanne M, Colombet M, Mery L, Piñeros M, Znaor A, Soerjomataram I, Bray F (2024). Global Cancer Observatory: Cancer Today. Lyon, France: International Agency for Research on Cancer. Available from: https://gco.iarc.who.int/today , accessed [16.07.24]
Definitions:	Incidence per 100,000

Cancer of the uterus

Women, 2022



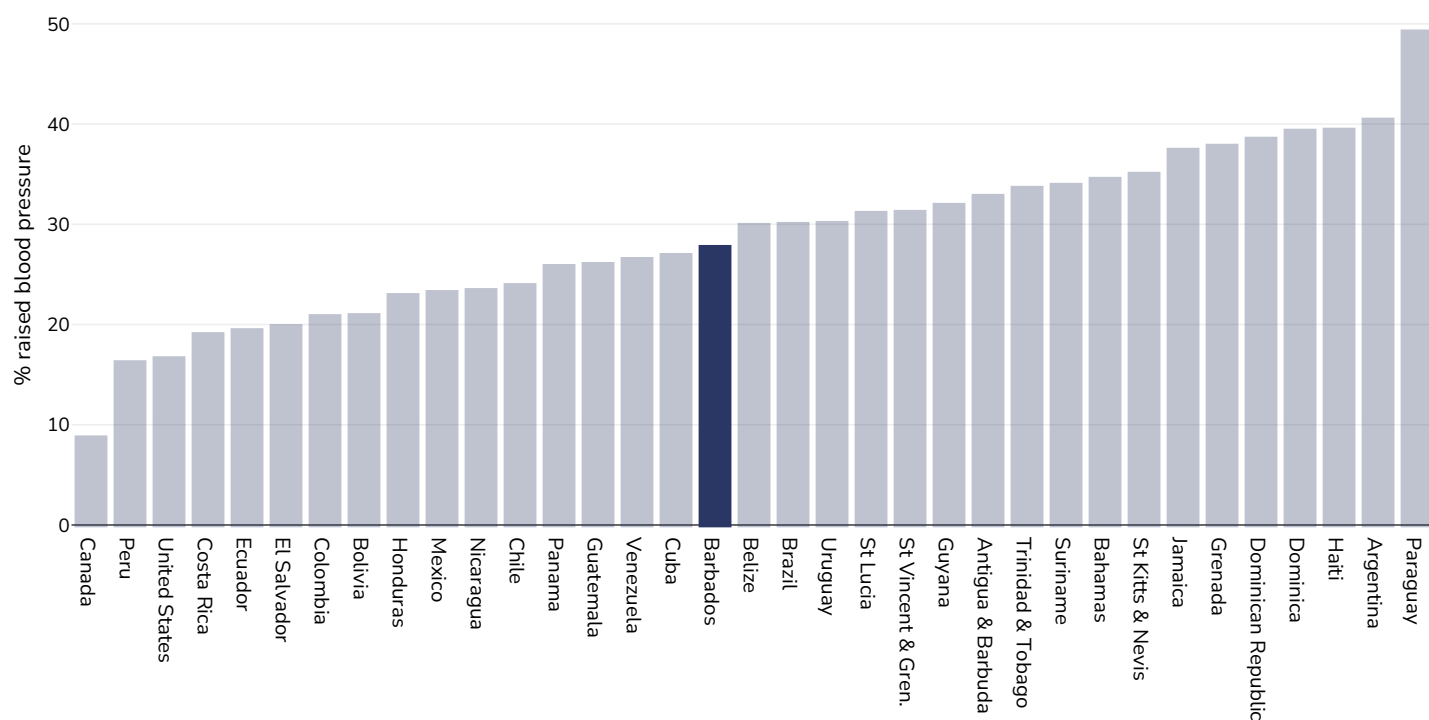
Age: 20+

References: Ferlay J, Ervik M, Lam F, Laversanne M, Colombet M, Mery L, Piñeros M, Znaor A, Soerjomataram I, Bray F (2024). Global Cancer Observatory: Cancer Today. Lyon, France: International Agency for Research on Cancer. Available from: <https://gco.iarc.who.int/today>, accessed [16.07.24]

Definitions: Incidence per 100,000

Raised blood pressure

Adults, 2019

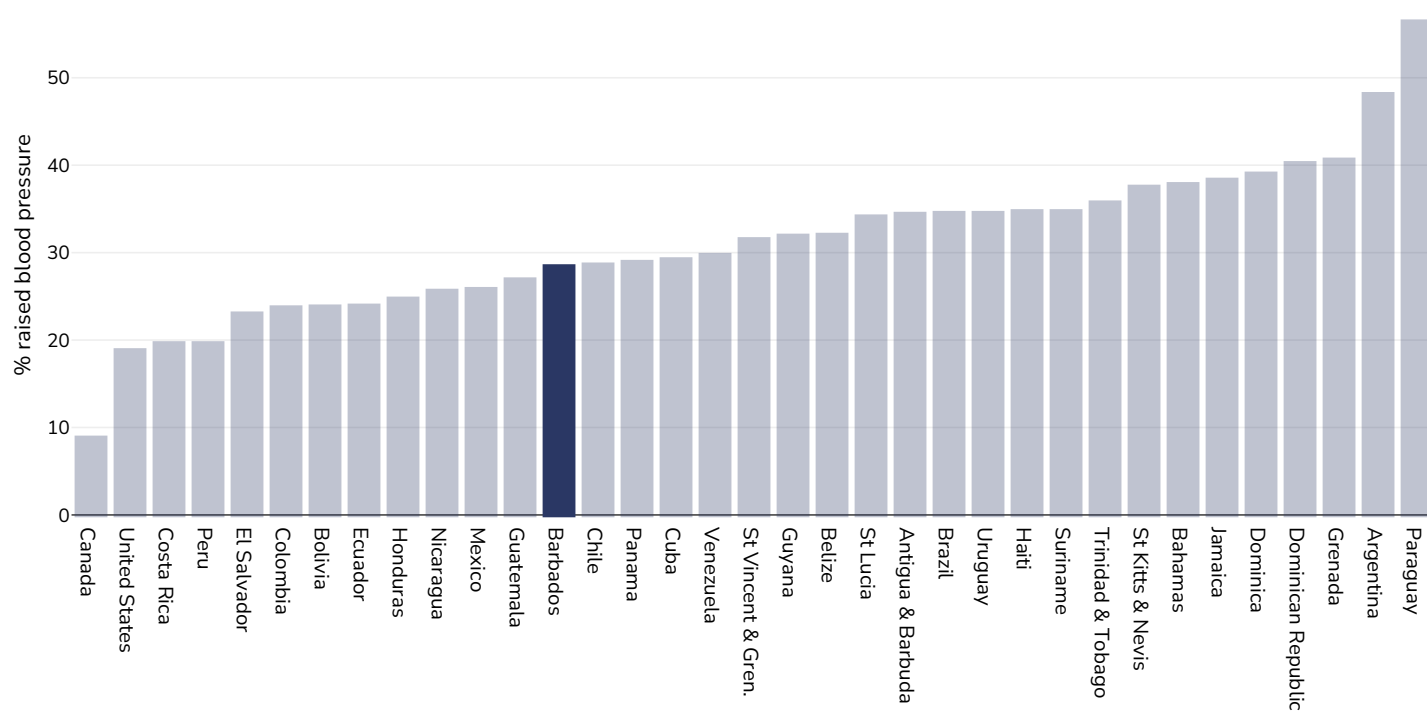


Age: 30-79

References: World Health Organization. 2024. Hypertension: raised blood pressure (uncontrolled hypertension) among adults aged 30-79 years (%). Global Health Observatory. <https://www.who.int/data/gho/data/indicators/indicator-details/GHO/prevalence-raised-blood-pressure-among-adults-30-79-years> [Accessed 16.03.26]

Definitions: Prevalence of raised blood pressure (defined as having systolic blood pressure ≥ 140 mmHg or diastolic blood pressure ≥ 90 mmHg) among adults aged 30-79.

Men, 2019

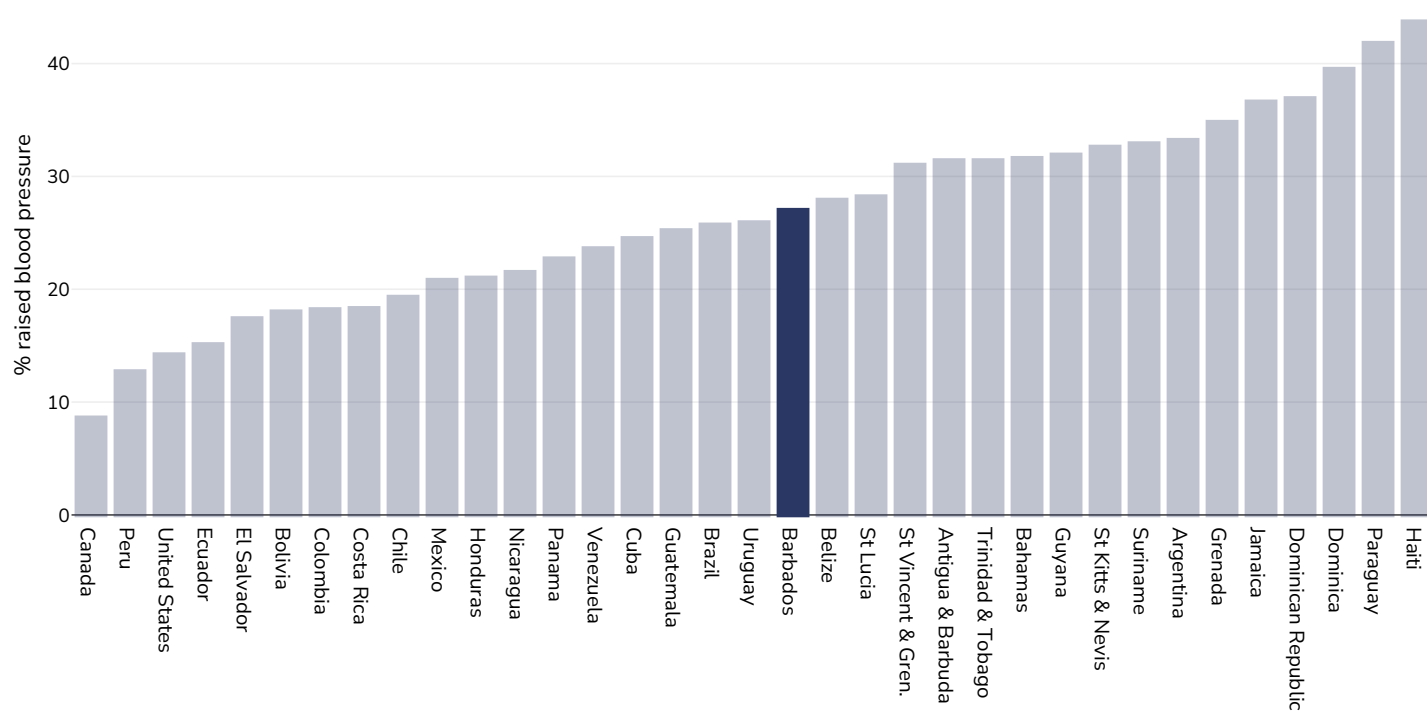


Age: 30-79

References: World Health Organization. 2024. Hypertension: raised blood pressure (uncontrolled hypertension) among adults aged 30-79 years (%). Global Health Observatory. <https://www.who.int/data/gho/data/indicators/indicator-details/GHO/prevalence-raised-blood-pressure-among-adults-30-79-years> [Accessed 16.03.26]

Definitions: Prevalence of raised blood pressure (defined as having systolic blood pressure ≥ 140 mmHg or diastolic blood pressure ≥ 90 mmHg) among adults aged 30-79.

Women, 2019



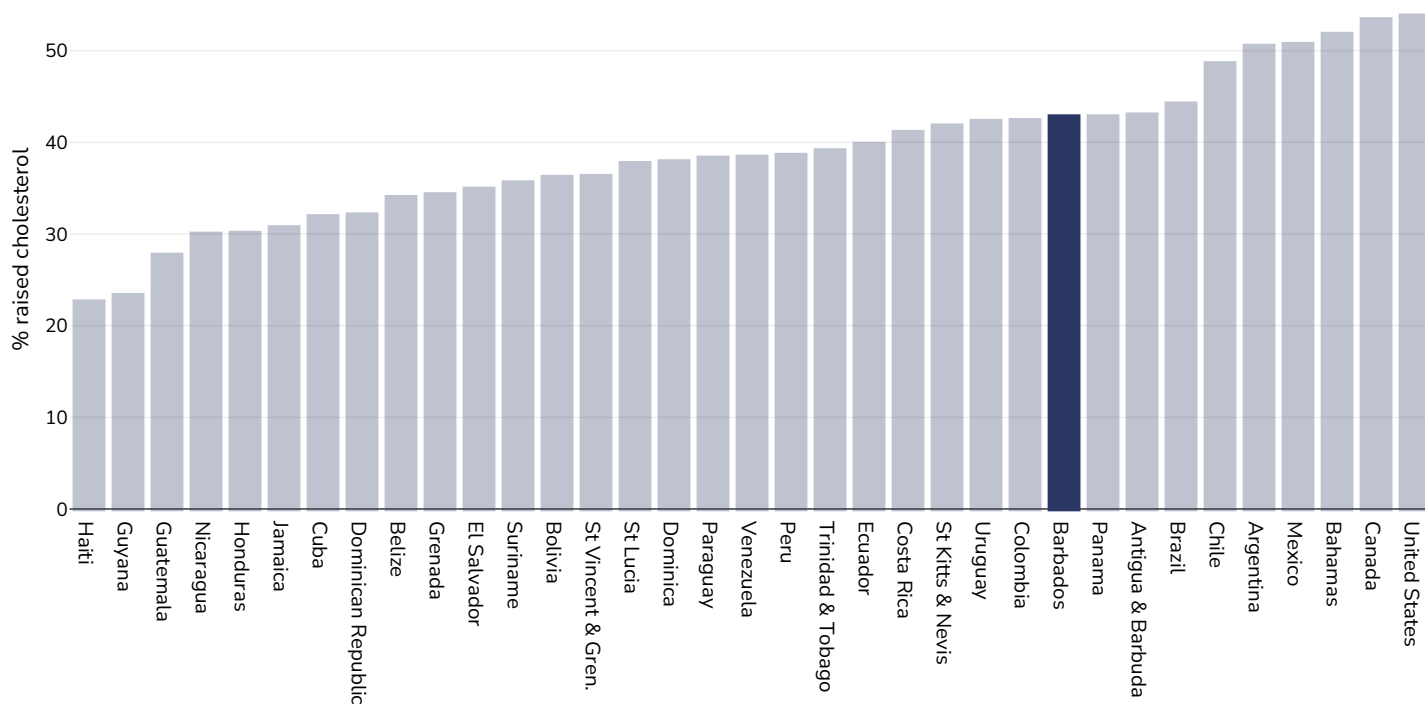
Age: 30-79

References: World Health Organization. 2024. Hypertension: raised blood pressure (uncontrolled hypertension) among adults aged 30-79 years (%). Global Health Observatory. <https://www.who.int/data/gho/data/indicators/indicator-details/GHO/prevalence-raised-blood-pressure-among-adults-30-79-years> [Accessed 16.03.26]

Definitions: Prevalence of raised blood pressure (defined as having systolic blood pressure ≥ 140 mmHg or diastolic blood pressure ≥ 90 mmHg) among adults aged 30-79.

Raised cholesterol

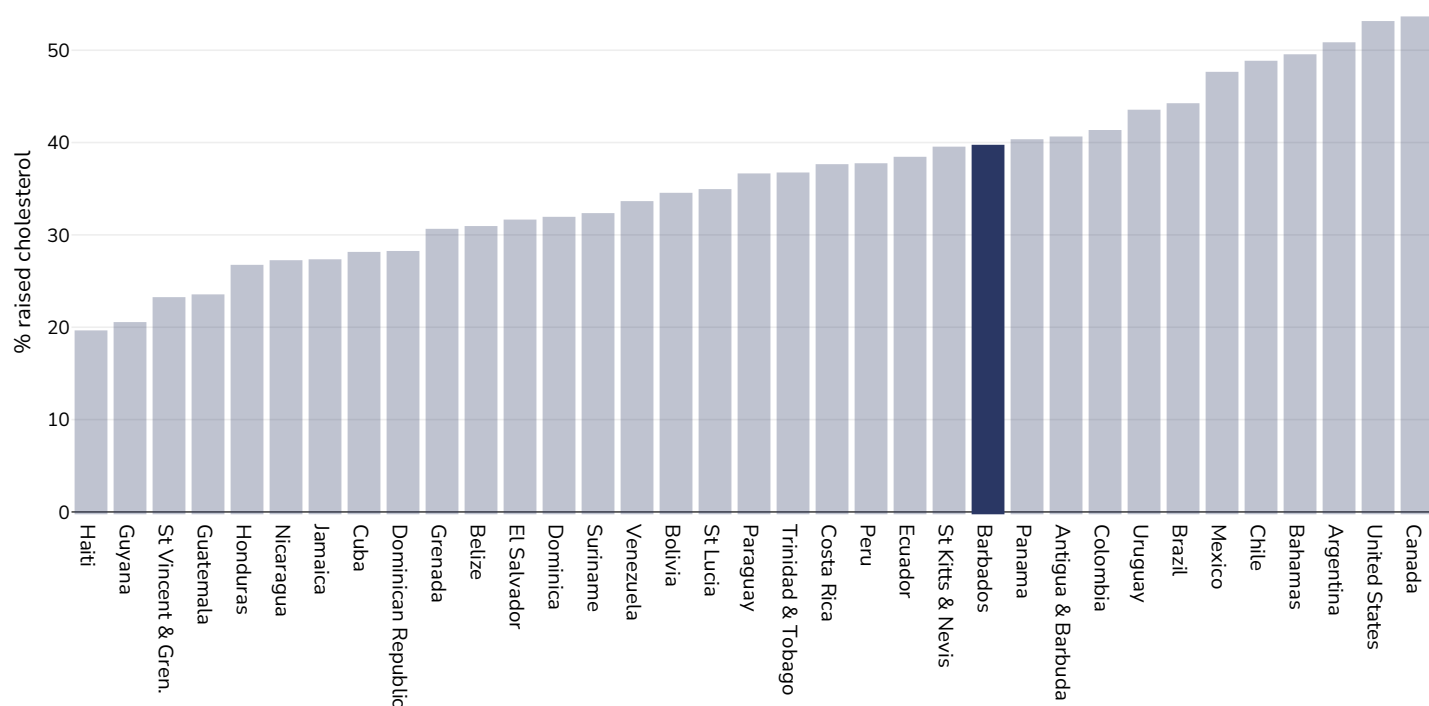
Adults, 2008



References: Global Health Observatory data repository, World Health Organisation, <http://apps.who.int/gho/data/node.main.A885>

Definitions: % Raised total cholesterol (≥ 5.0 mmol/L) (age-standardized estimate).

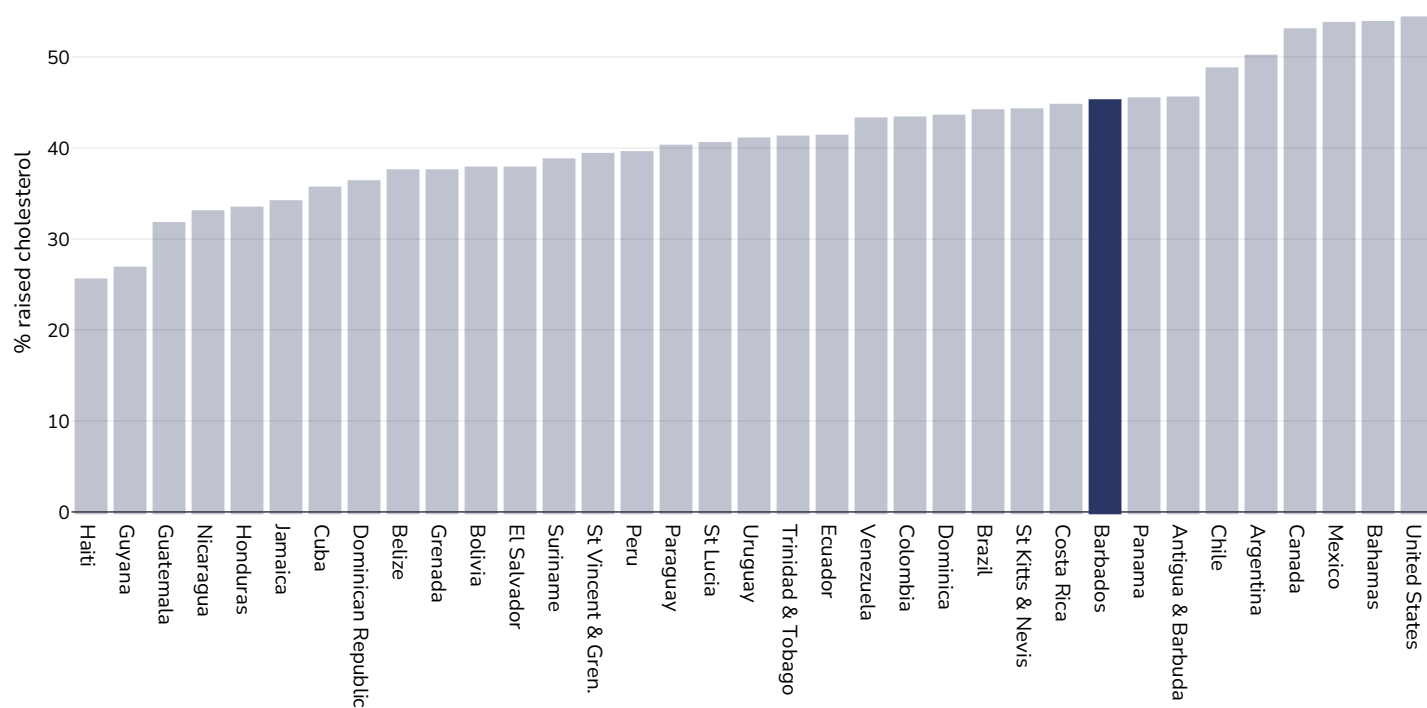
Men, 2008



References: Global Health Observatory data repository, World Health Organisation, <http://apps.who.int/gho/data/node.main.A885>

Definitions: % Raised total cholesterol (≥ 5.0 mmol/L) (age-standardized estimate).

Women, 2008

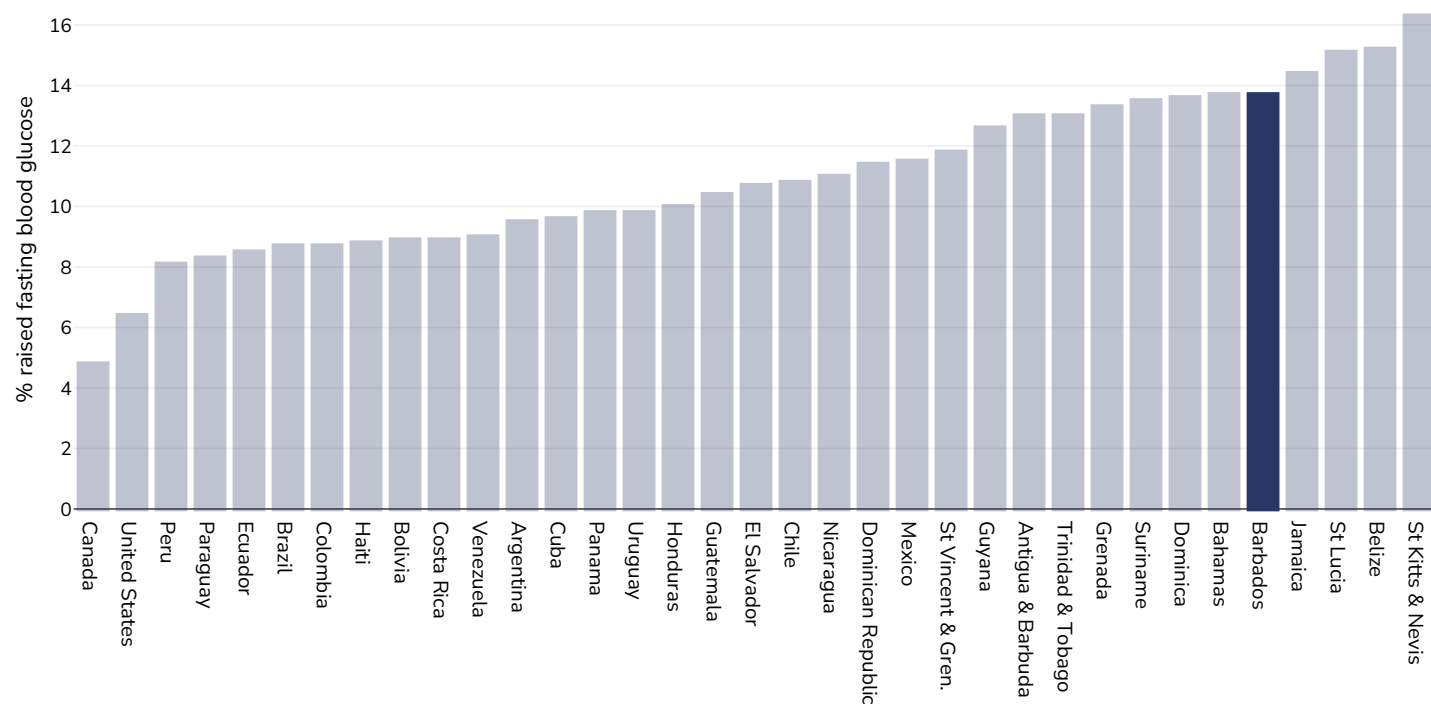


References: Global Health Observatory data repository, World Health Organisation, <http://apps.who.int/gho/data/node.main.A885>

Definitions: % Raised total cholesterol (≥ 5.0 mmol/L) (age-standardized estimate).

Raised fasting blood glucose

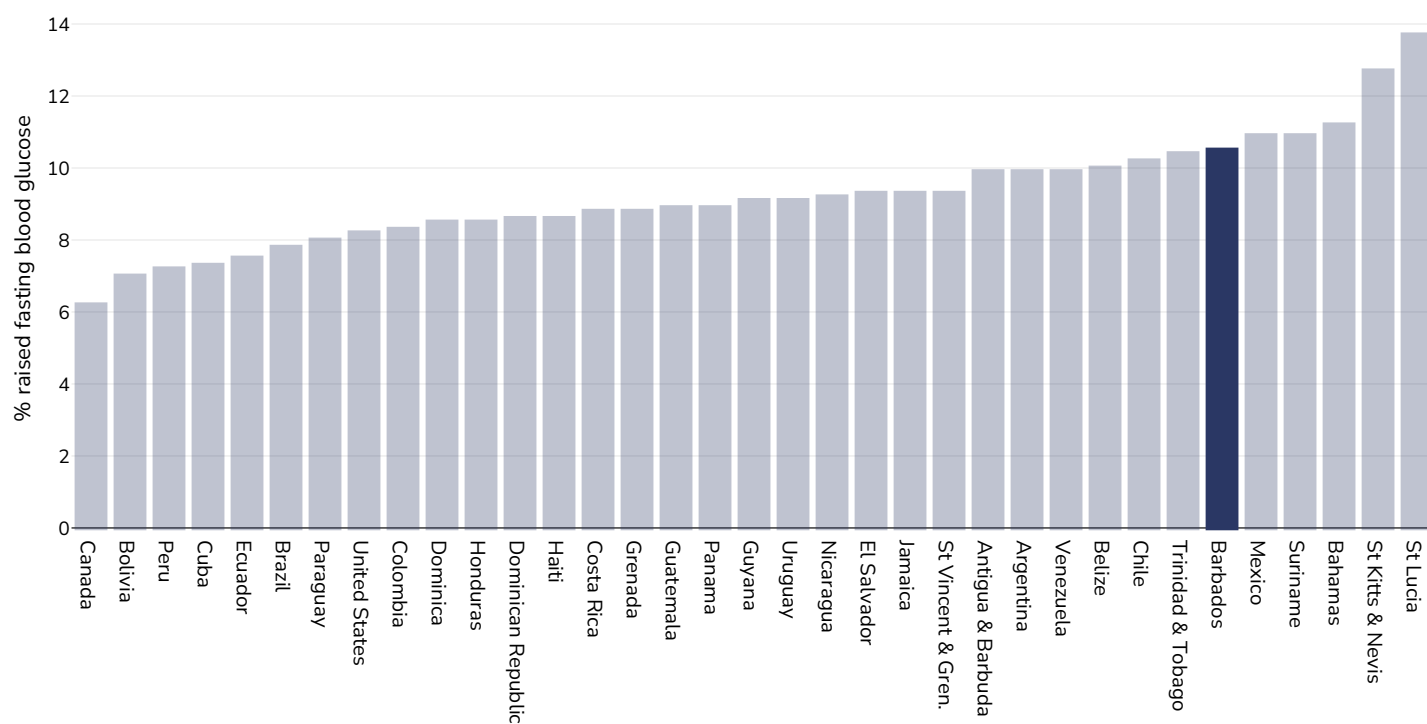
Men, 2014



References: Global Health Observatory data repository, World Health Organisation, <http://apps.who.int/gho/data/node.main.A869?lang=en>

Definitions: Age Standardised % raised fasting blood glucose (≥ 7.0 mmol/L or on medication).

Women, 2014

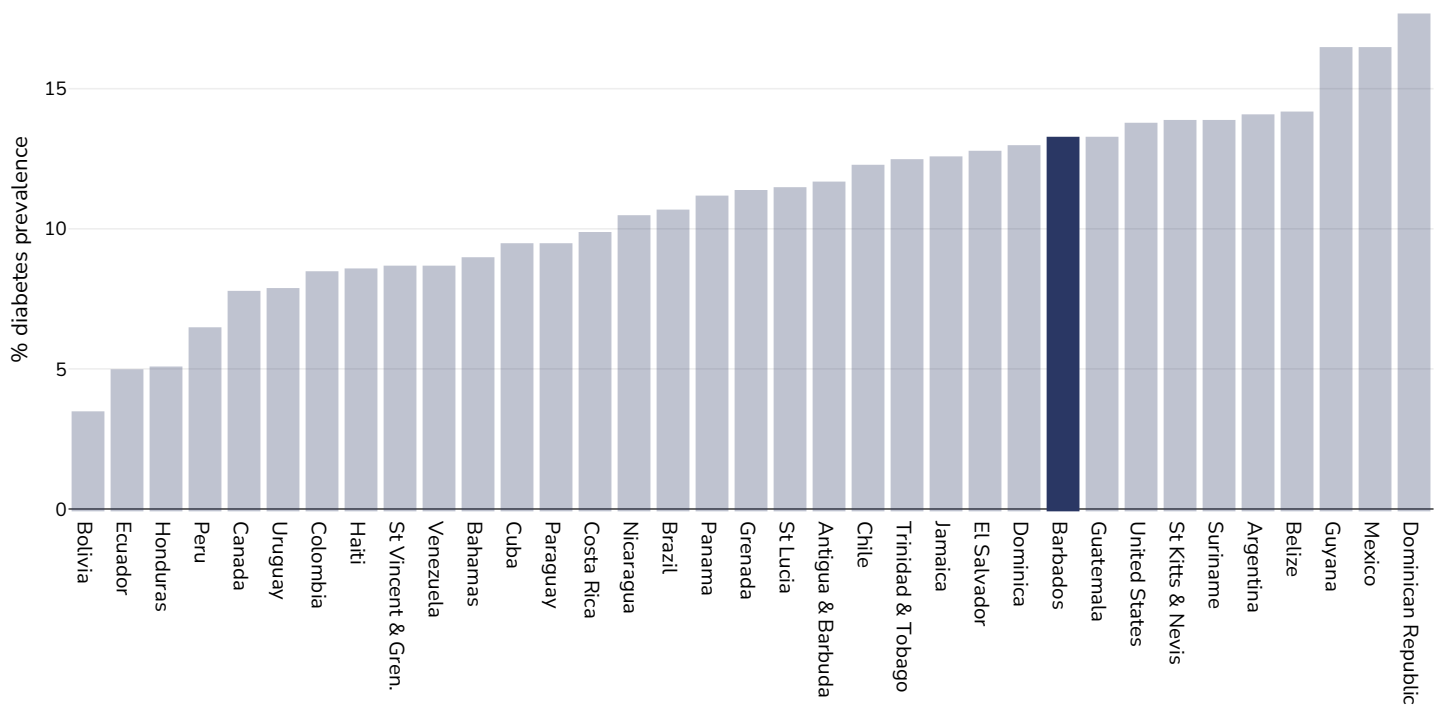


References: Global Health Observatory data repository, World Health Organisation, <http://apps.who.int/gho/data/node.main.A869?lang=en>

Definitions: Age Standardised % raised fasting blood glucose (≥ 7.0 mmol/L or on medication).

Diabetes prevalence

Adults, 2024

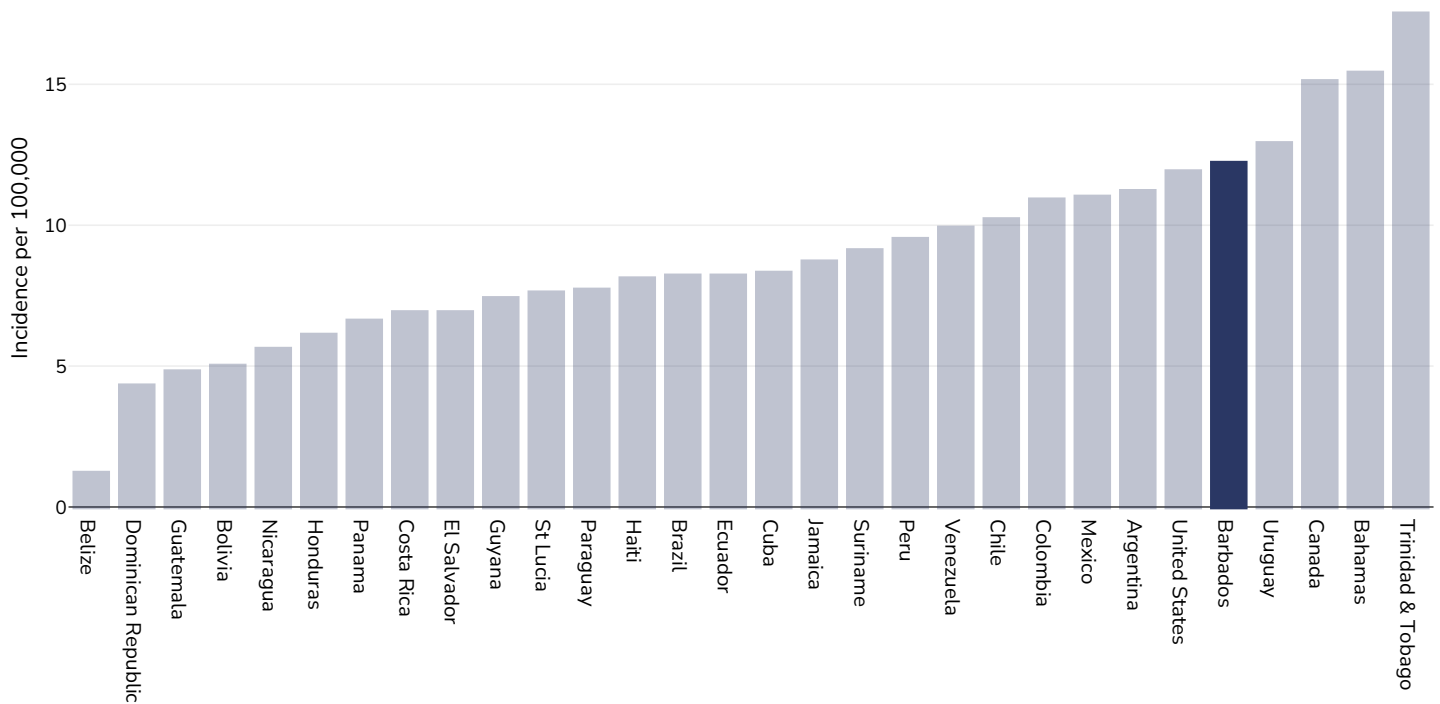


References:

Reproduced with kind permission International Diabetes Federation. IDF Diabetes Atlas, 11th edn. Brussels, Belgium:International Diabetes Federation, 2025. <http://www.diabetesatlas.org>

Ovarian Cancer

Women, 2022



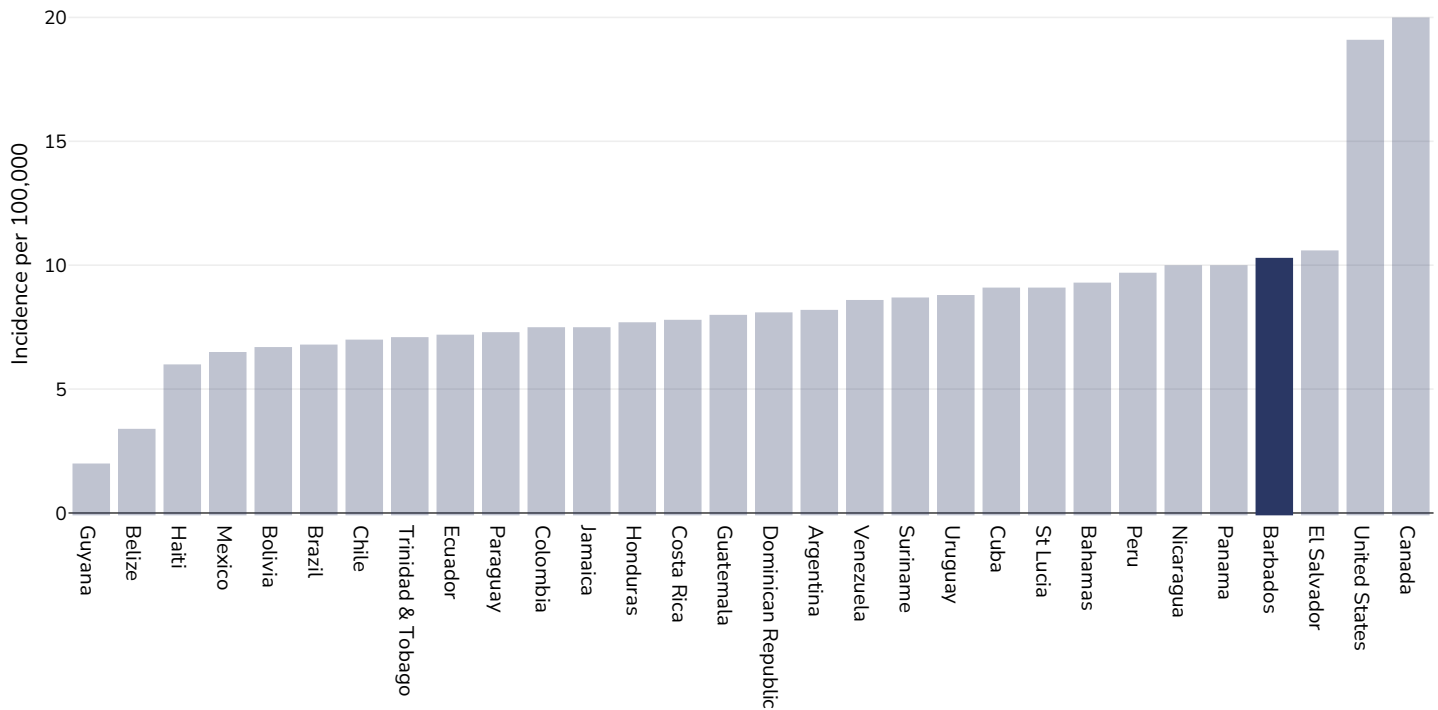
Age: 20+

References: Ferlay J, Ervik M, Lam F, Laversanne M, Colombet M, Mery L, Piñeros M, Znaor A, Soerjomataram I, Bray F (2024). Global Cancer Observatory: Cancer Today. Lyon, France: International Agency for Research on Cancer. Available from: <https://gco.iarc.who.int/today>, accessed [16.07.24]

Definitions: Incidence per 100,000

Leukemia

Men, 2022



Age: 20+

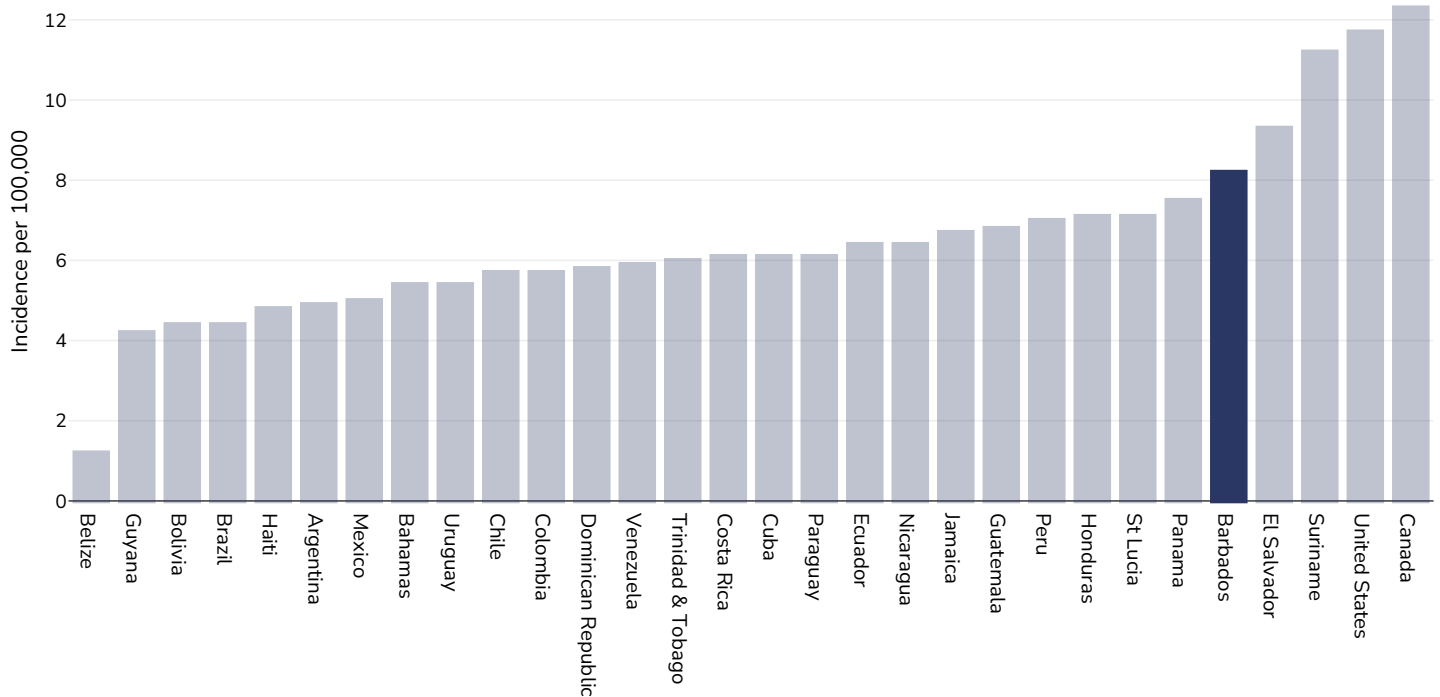
Area covered: National

References: Ferlay J, Ervik M, Lam F, Laversanne M, Colombet M, Mery L, Piñeros M, Znaor A, Soerjomataram I, Bray F (2024). Global Cancer Observatory: Cancer Today. Lyon, France: International Agency for Research on Cancer. Available from: <https://gco.iarc.who.int/today>, accessed [16.07.24]

Definitions: Incidence per 100,000

Unless otherwise noted, overweight refers to a BMI between 25kg and 29.9kg/m², obesity refers to a BMI greater than 30kg/m².

Women, 2022



Age: 20+

Area covered: National

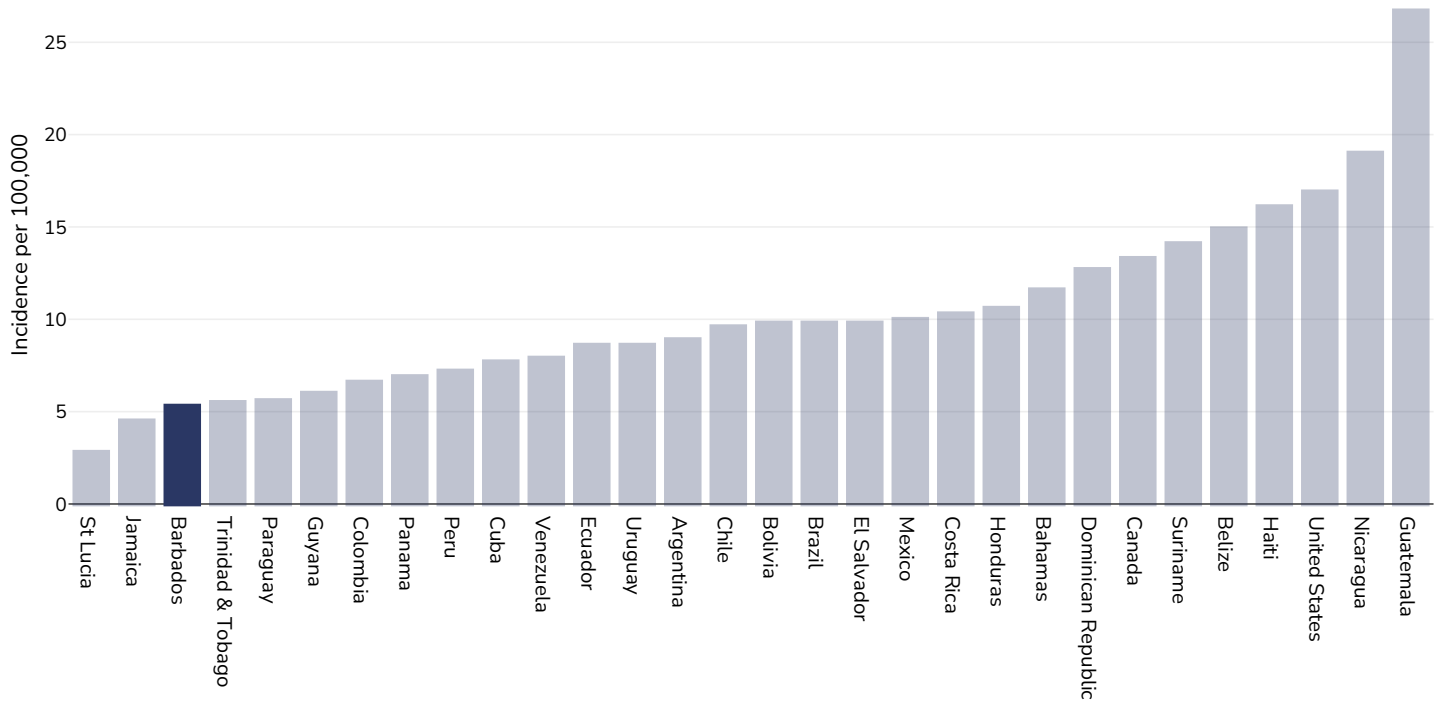
References: Ferlay J, Ervik M, Lam F, Laversanne M, Colombet M, Mery L, Piñeros M, Znaor A, Soerjomataram I, Bray F (2024). Global Cancer Observatory: Cancer Today. Lyon, France: International Agency for Research on Cancer. Available from: <https://gco.iarc.who.int/today>, accessed [16.07.24]

Definitions: Incidence per 100,000

Unless otherwise noted, overweight refers to a BMI between 25kg and 29.9kg/m², obesity refers to a BMI greater than 30kg/m².

Liver and intrahepatic bile duct Cancer

Men, 2022



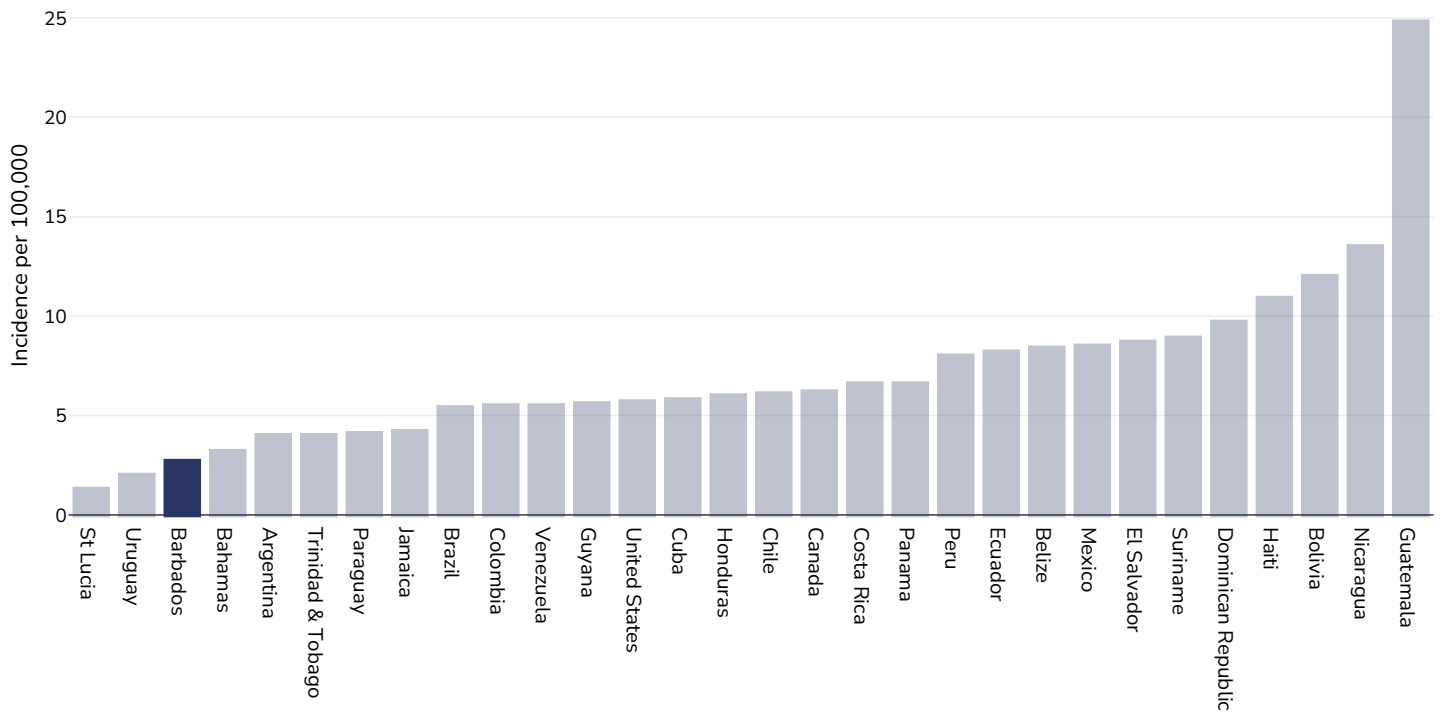
Age: 20+

Area covered: National

References: Ferlay J, Ervik M, Lam F, Laversanne M, Colombet M, Mery L, Piñeros M, Znaor A, Soerjomataram I, Bray F (2024). Global Cancer Observatory: Cancer Today. Lyon, France: International Agency for Research on Cancer. Available from: <https://gco.iarc.who.int/today>, accessed [16.07.24]

Definitions: Incidence per 100,000

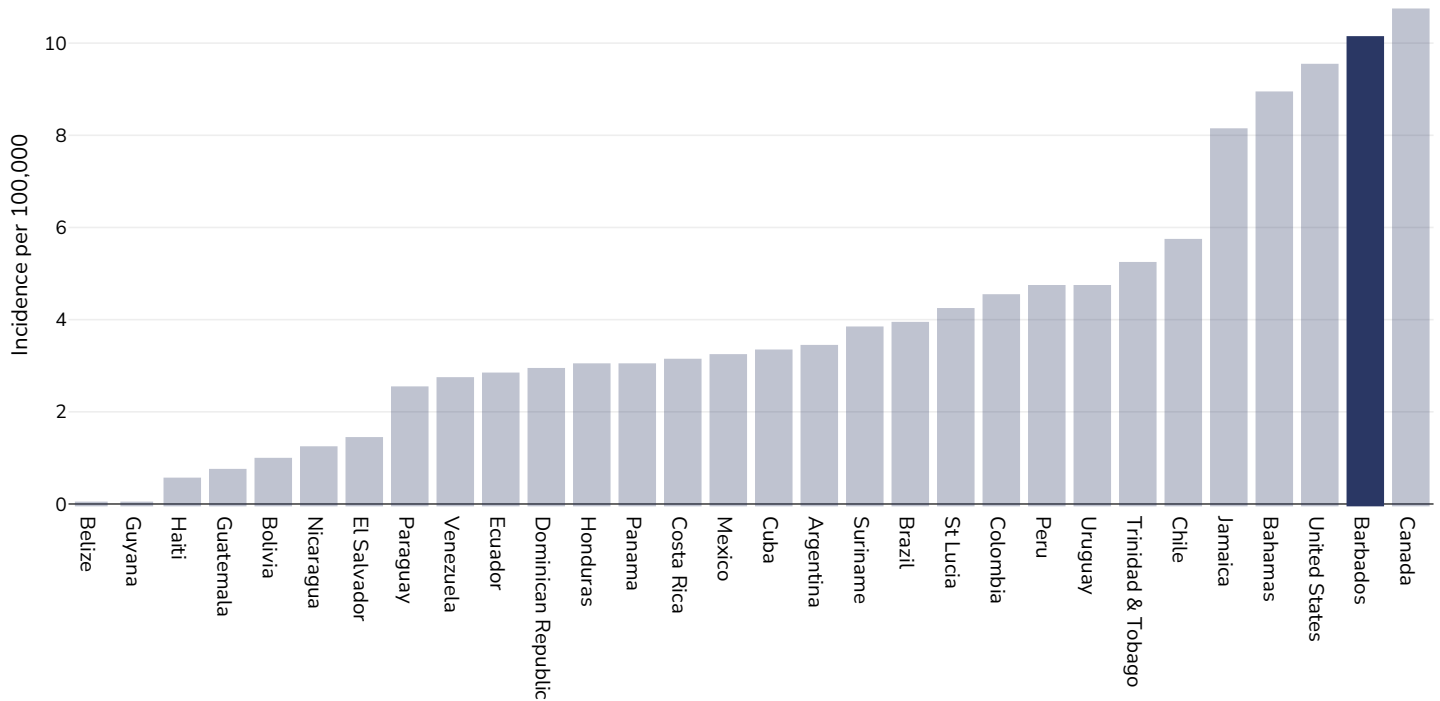
Women, 2022



Age:	20+
Area covered:	National
References:	Ferlay J, Ervik M, Lam F, Laversanne M, Colombet M, Mery L, Piñeros M, Znaor A, Soerjomataram I, Bray F (2024). Global Cancer Observatory: Cancer Today. Lyon, France: International Agency for Research on Cancer. Available from: https://gco.iarc.who.int/today , accessed [16.07.24]
Definitions:	Incidence per 100,000

Multiple Myeloma

Men, 2022



Age: 20+

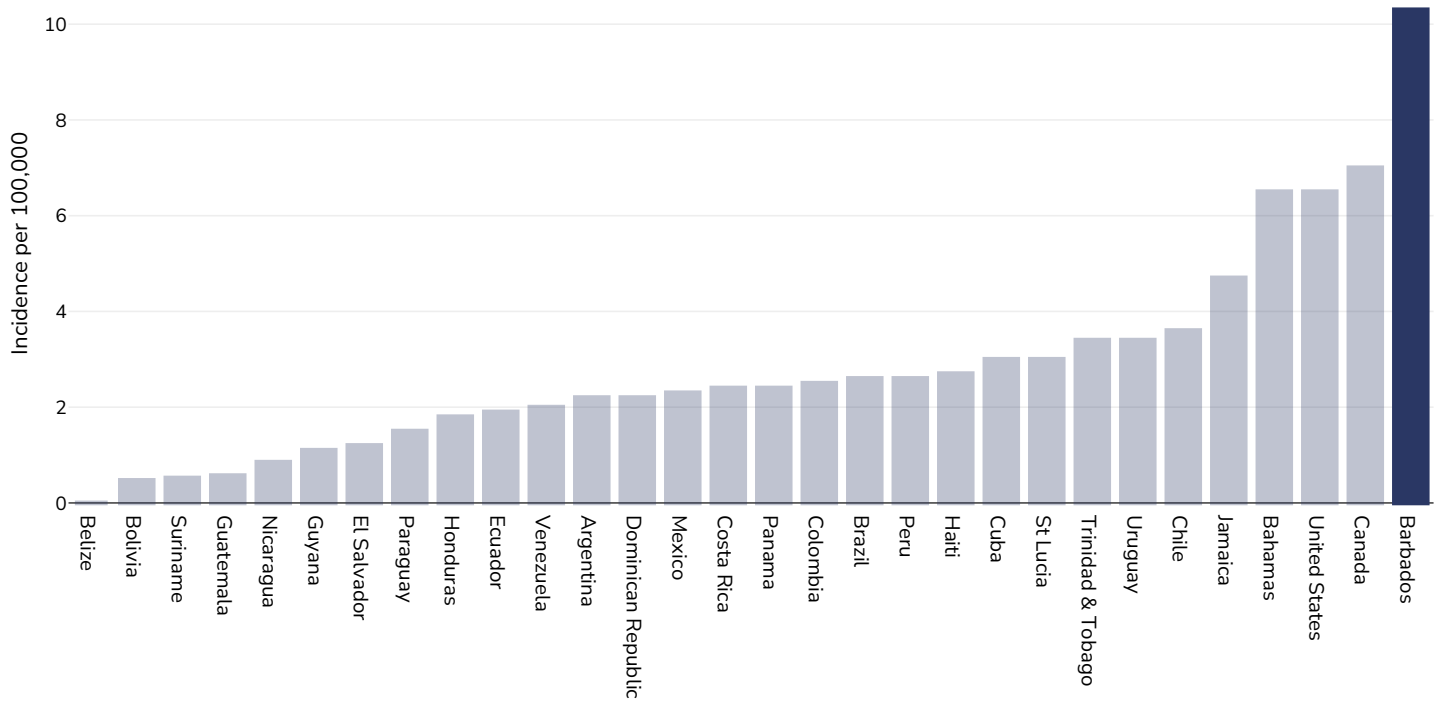
Area covered: National

References: Ferlay J, Ervik M, Lam F, Laversanne M, Colombet M, Mery L, Piñeros M, Znaor A, Soerjomataram I, Bray F (2024). Global Cancer Observatory: Cancer Today. Lyon, France: International Agency for Research on Cancer. Available from: <https://gco.iarc.who.int/today>, accessed [16.07.24]

Definitions: Incidence per 100,000

Unless otherwise noted, overweight refers to a BMI between 25kg and 29.9kg/m², obesity refers to a BMI greater than 30kg/m².

Women, 2022



Age: 20+

Area covered: National

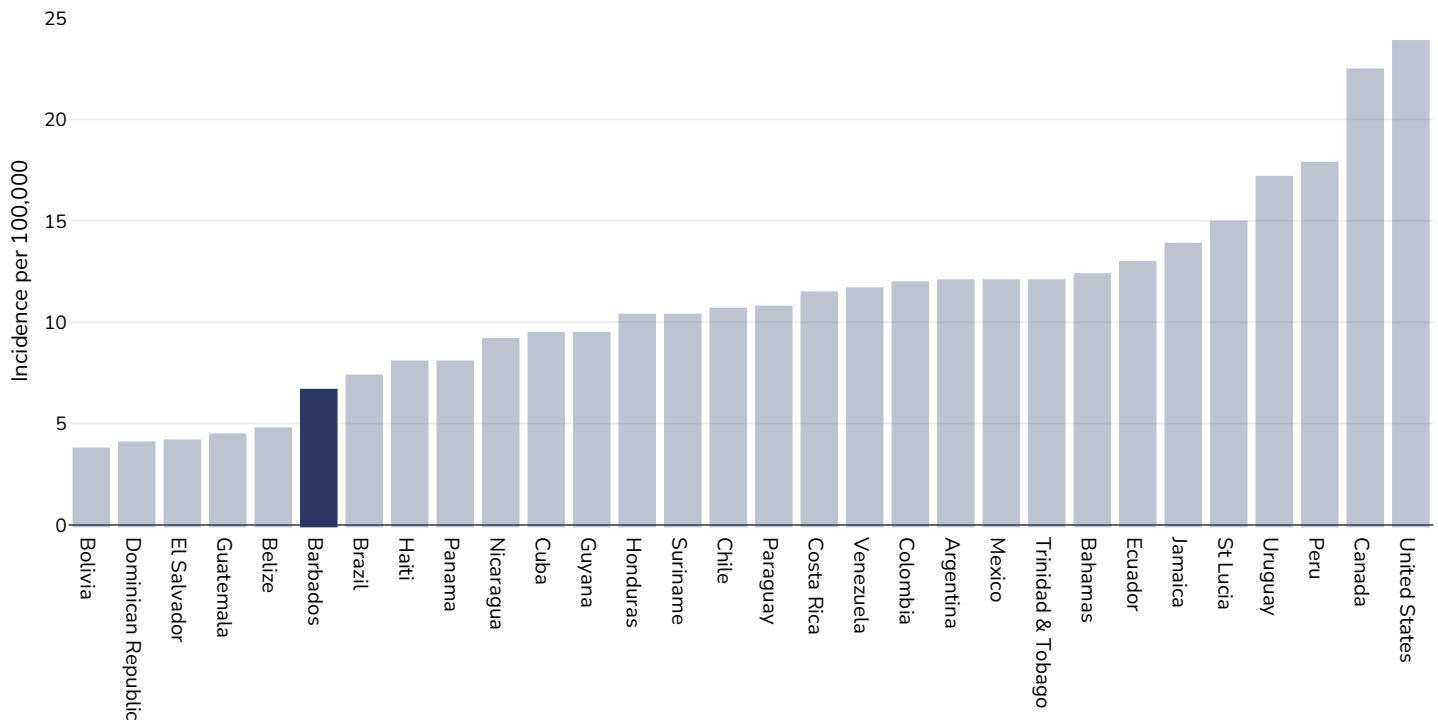
References: Ferlay J, Ervik M, Lam F, Laversanne M, Colombet M, Mery L, Piñeros M, Znaor A, Soerjomataram I, Bray F (2024). Global Cancer Observatory: Cancer Today. Lyon, France: International Agency for Research on Cancer. Available from: <https://gco.iarc.who.int/today>, accessed [16.07.24]

Definitions: Incidence per 100,000

Unless otherwise noted, overweight refers to a BMI between 25kg and 29.9kg/m², obesity refers to a BMI greater than 30kg/m².

Non Hodgkin Lymphoma

Men, 2022



Age: 20+

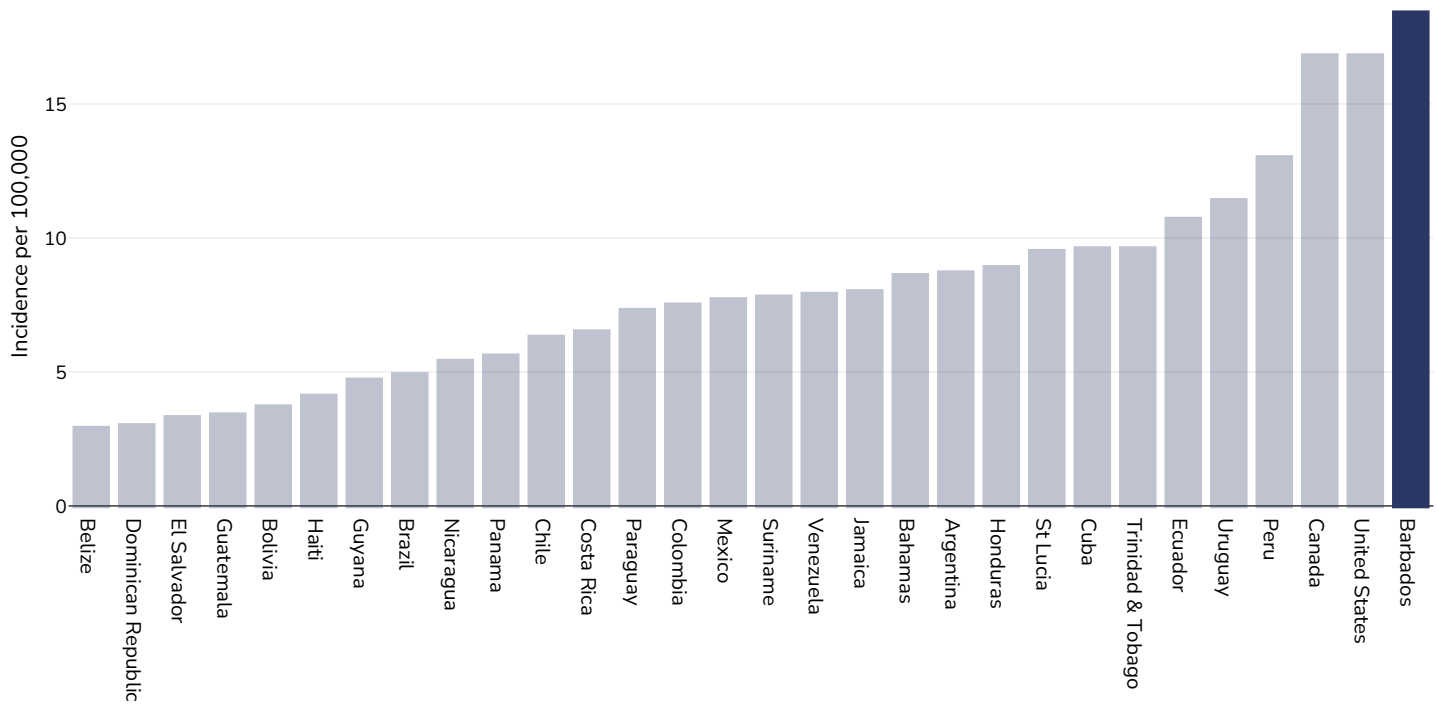
Area covered: National

References: Ferlay J, Ervik M, Lam F, Laversanne M, Colombet M, Mery L, Piñeros M, Znaor A, Soerjomataram I, Bray F (2024). Global Cancer Observatory: Cancer Today. Lyon, France: International Agency for Research on Cancer. Available from: <https://gco.iarc.who.int/today>, accessed [16.07.24]

Definitions: Incidence per 100,000

Unless otherwise noted, overweight refers to a BMI between 25kg and 29.9kg/m², obesity refers to a BMI greater than 30kg/m².

Women, 2022



Age: 20+

Area covered: National

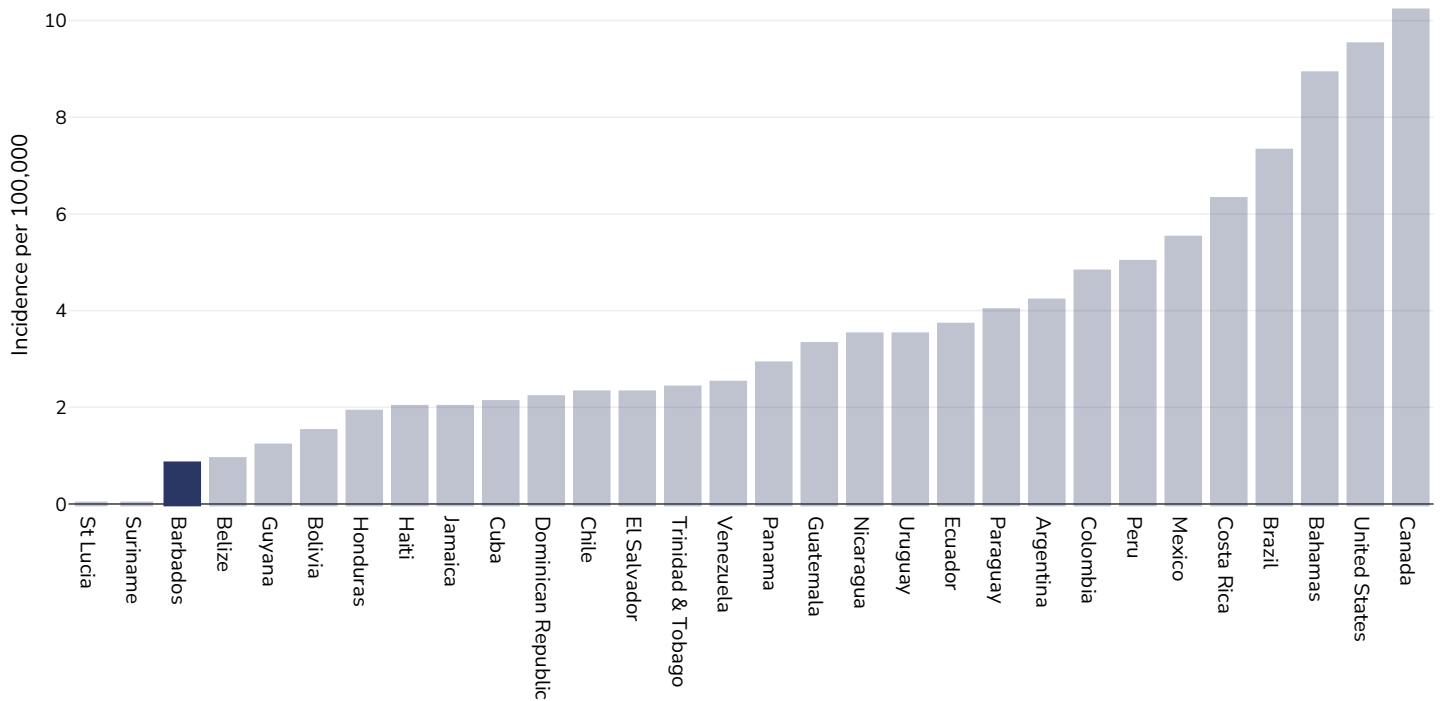
References: Ferlay J, Ervik M, Lam F, Laversanne M, Colombet M, Mery L, Piñeros M, Znaor A, Soerjomataram I, Bray F (2024). Global Cancer Observatory: Cancer Today. Lyon, France: International Agency for Research on Cancer. Available from: <https://gco.iarc.who.int/today>, accessed [16.07.24]

Definitions: Incidence per 100,000

Unless otherwise noted, overweight refers to a BMI between 25kg and 29.9kg/m², obesity refers to a BMI greater than 30kg/m².

Thyroid Cancer

Men, 2022



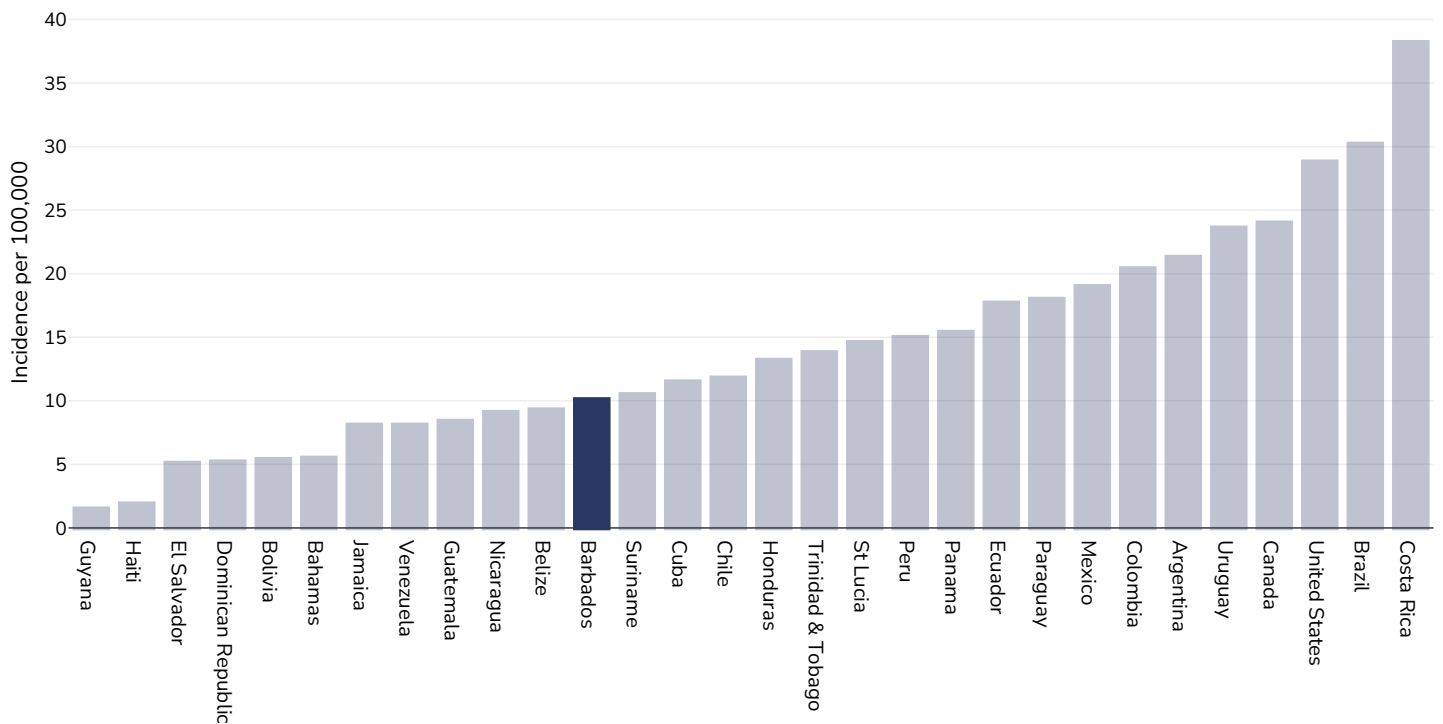
Age: 20+

Area covered: National

References: Ferlay J, Ervik M, Lam F, Laversanne M, Colombet M, Mery L, Piñeros M, Znaor A, Soerjomataram I, Bray F (2024). Global Cancer Observatory: Cancer Today. Lyon, France: International Agency for Research on Cancer. Available from: <https://gco.iarc.who.int/today>, accessed [16.07.24]

Definitions: Incidence per 100,000

Women, 2022



Age:	20+
Area covered:	National
References:	Ferlay J, Ervik M, Lam F, Laversanne M, Colombet M, Mery L, Piñeros M, Znaor A, Soerjomataram I, Bray F (2024). Global Cancer Observatory: Cancer Today. Lyon, France: International Agency for Research on Cancer. Available from: https://gco.iarc.who.int/today , accessed [16.07.24]
Definitions:	Incidence per 100,000

PDF created on May 15, 2026