



Bangladesh



Country report card - adults

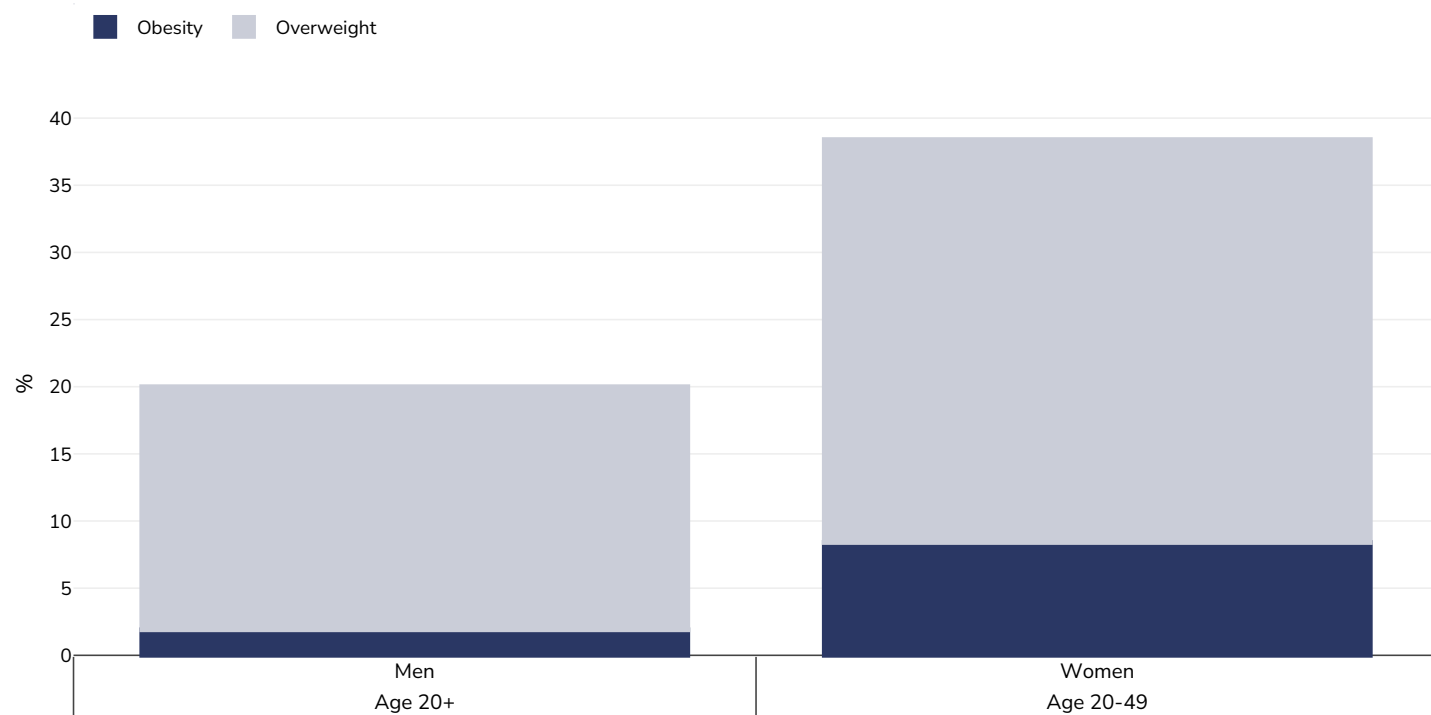
This report card contains the latest data available on the Global Obesity Observatory on overweight and obesity for adults. Where available, data on common and relevant obesity drivers and comorbidities are also presented.

View the latest version of this report on the Global Obesity Observatory at <https://data.worldobesity.org/country/bangladesh-16/>.

Contents	Page
Obesity prevalence	3
Trend: % Adults living with obesity in Bangladesh 1995-2017	4
Trend: % Adults living with overweight or obesity in Bangladesh 1995-2017	5
Trend: % Adults living with obesity in selected countries in the Asia/Oceania Region 1975-2019, selected countries	6
Overweight/obesity by education	11
Overweight/obesity by age	13
Overweight/obesity by region	14
Overweight/obesity by socio-economic group	16
Double burden of underweight & overweight	18
Insufficient physical activity	19
Estimated per capita fruit intake	22
Estimated per-capita processed meat intake	23
Estimated per capita whole grains intake	24
Mental health - depression disorders	25
Mental health - anxiety disorders	29
Percent of population who cannot afford a healthy diet	32
Oesophageal cancer	33
Breast cancer	36
Colorectal cancer	38
Pancreatic cancer	41
Gallbladder cancer	44
Kidney cancer	47
Cancer of the uterus	50
Raised blood pressure	52
Raised cholesterol	55
Raised fasting blood glucose	58
Diabetes prevalence	60
Ovarian Cancer	61
Leukemia	62
Liver and intrahepatic bile duct Cancer	67
Multiple Myeloma	69
Non Hodgkin Lymphoma	71
Thyroid Cancer	73

Obesity prevalence

Adults, 2022



Survey type: Measured

Sample size: 13970

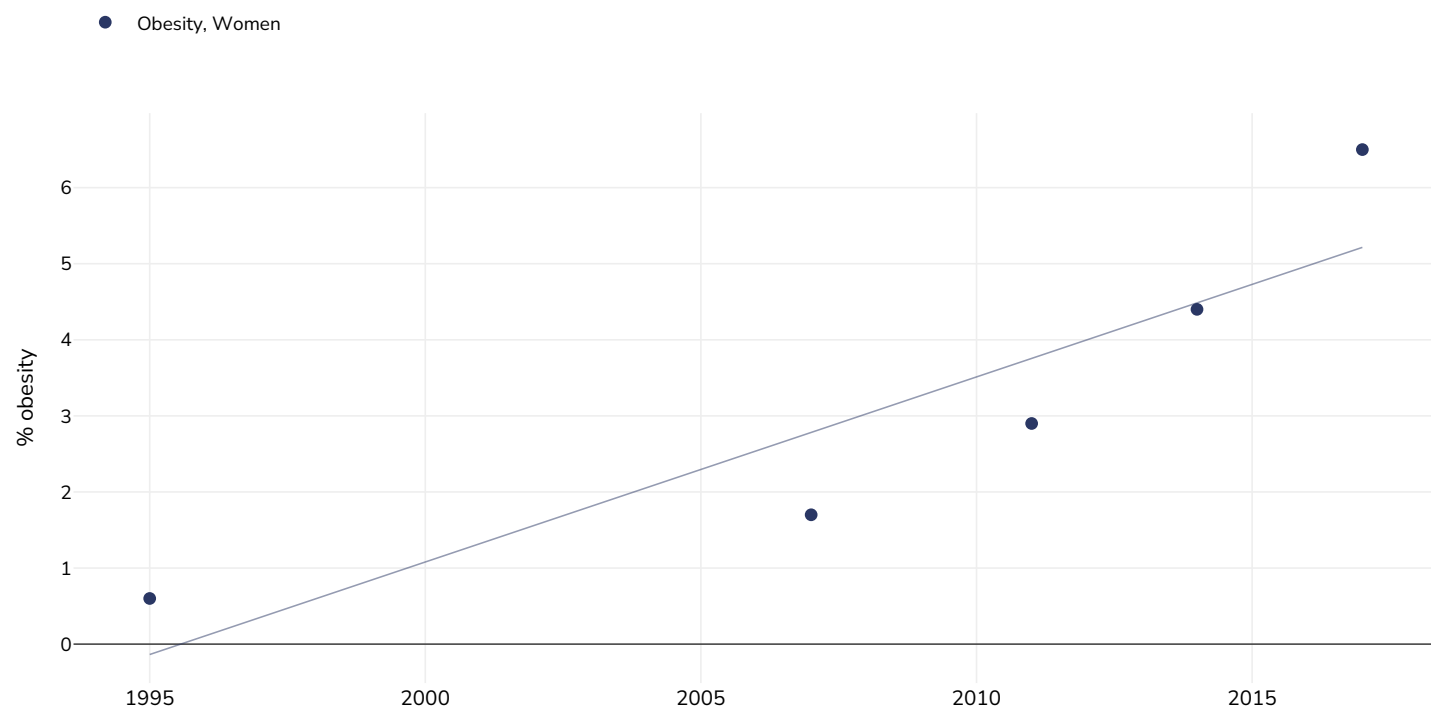
Area covered: National

References: National Institute of Population Research and Training, Medical Education and Family Welfare Division, Ministry of Health and Family Welfare, Dhaka, Bangladesh, and The DHS Program, ICF, Rockville, Maryland, USA. Available at <https://dhsprogram.com/publications/publication-FR386-DHS-Final-Reports.cfm> (last accessed 05.02.25)

Notes: 8279 Women, 5691 Men

Unless otherwise noted, overweight refers to a BMI between 25kg and 29.9kg/m², obesity refers to a BMI greater than 30kg/m².

% Adults living with obesity in Bangladesh 1995-2017



Survey type:

Measured

References:

1995: Martorell R, Khan LK, Hughes ML, Grummer Strawn LM. Obesity in women from developing countries. EJCN (2000) 54:247-252

2007: National Institute of Population Research and Training (NIPORT), Mitra and Associates, and Macro International. 2008. Bangladesh Demographic and Health Survey 2007: Key Findings. Calverton, Maryland, USA: NIPORT, Mitra and Associates, and Macro International.

2011: National Institute of Population Research and Training - NIPORT/Bangladesh, Mitra and Associates/Bangladesh, and ICF International. 2013. Bangladesh Demographic and Health Survey 2011. Dhaka, Bangladesh: NIPORT, Mitra and Associates, and ICF International.

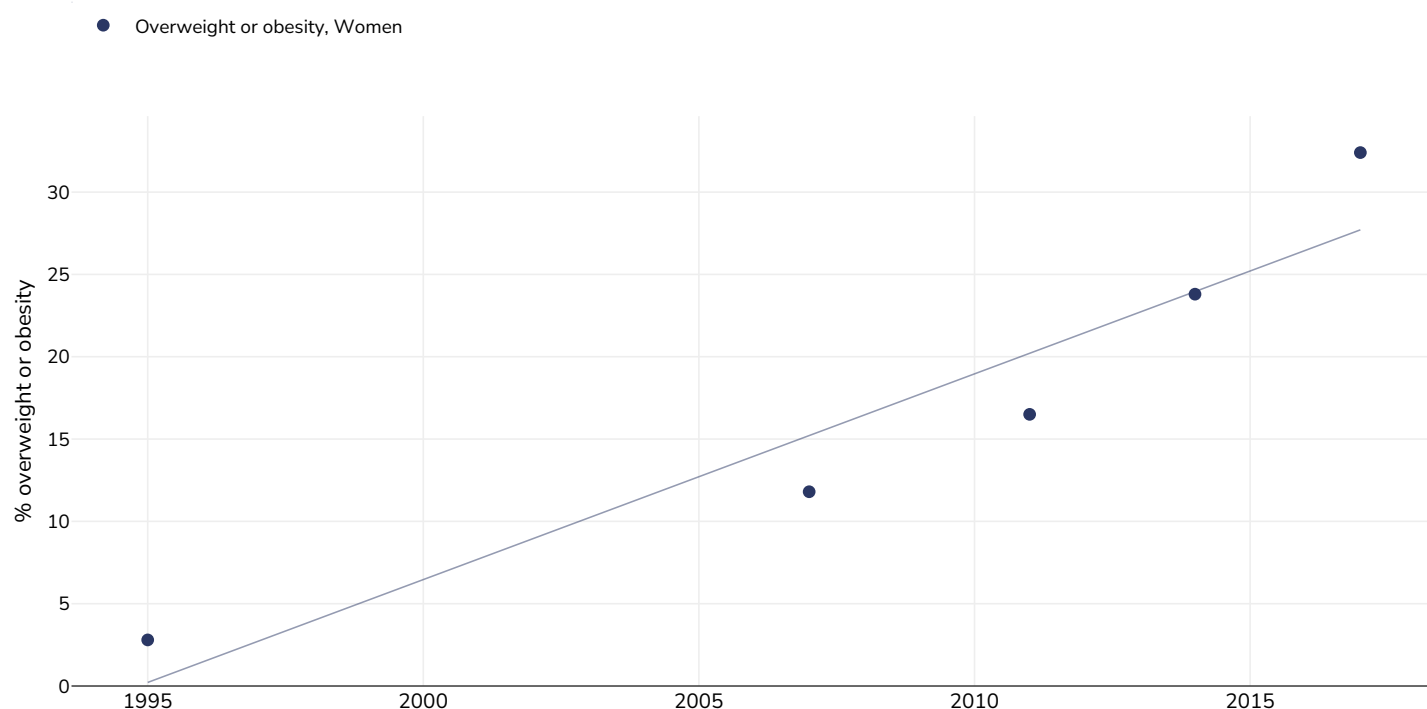
2014: National Institute of Population Research and Training - NIPORT/Bangladesh, Mitra and Associates, and ICF International. 2016. Bangladesh Demographic and Health Survey 2014. Dhaka, Bangladesh: NIPORT, Mitra and Associates, and ICF International. <http://www.dhsprogram.com/publications/publication-FR311-DHS-Final-Reports.cfm> (last accessed 11th April 2016)

2017: National Institute of Population Research and Training (NIPORT), and ICF. 2020. Bangladesh Demographic and Health Survey 2017-18. Dhaka, Bangladesh, and Rockville, Maryland, USA: NIPORT and ICF <https://dhsprogram.com/pubs/pdf/FR344/FR344.pdf> (last accessed 10.08.22)

Unless otherwise noted, overweight refers to a BMI between 25kg and 29.9kg/m², obesity refers to a BMI greater than 30kg/m².

Different methodologies may have been used to collect this data and so data from different surveys may not be strictly comparable. Please check with original data sources for methodologies used.

% Adults living with overweight or obesity in Bangladesh 1995-2017



Survey type:

Measured

References:

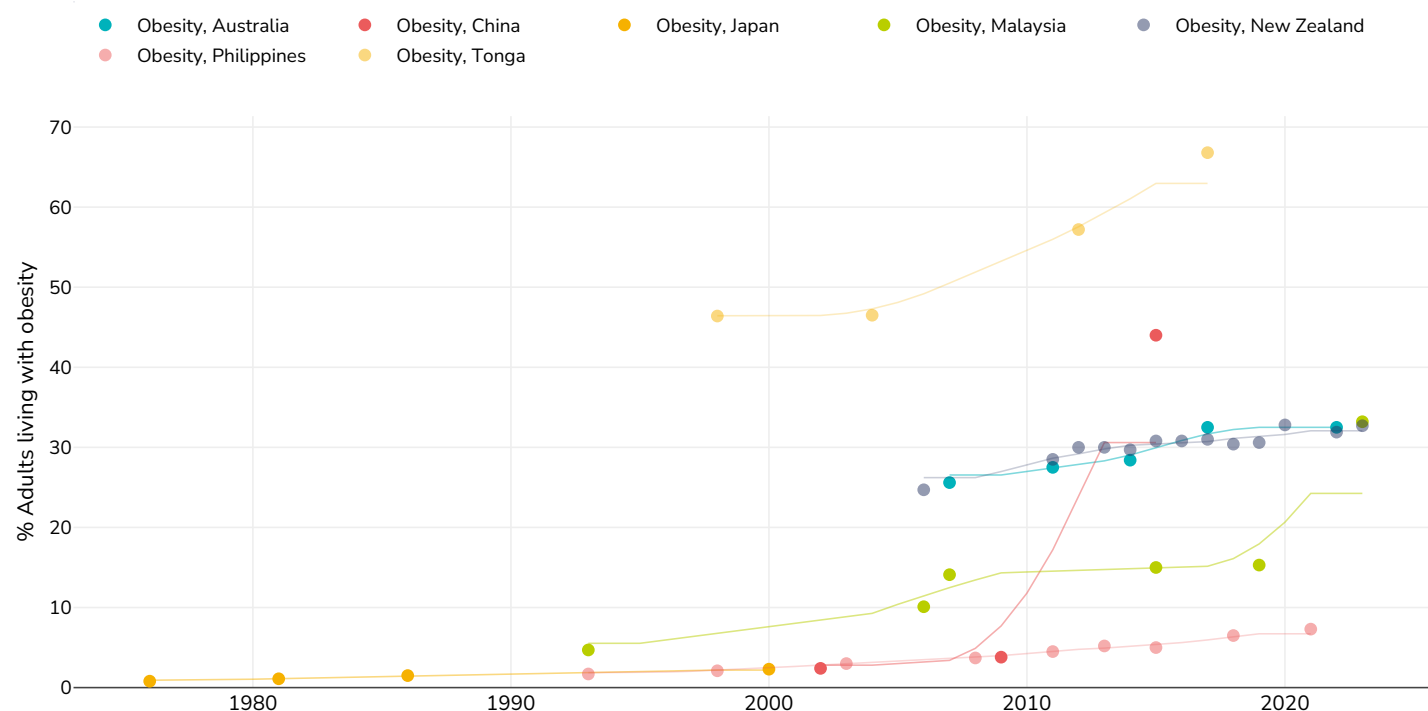
- 1995: Martorell R, Khan LK, Hughes ML, Grummer Strawn LM. Obesity in women from developing countries. EJCN (2000) 54:247-252
- 2007: National Institute of Population Research and Training (NIPORT), Mitra and Associates, and Macro International. 2008. Bangladesh Demographic and Health Survey 2007: Key Findings. Calverton, Maryland, USA: NIPORT, Mitra and Associates, and Macro International.
- 2011: National Institute of Population Research and Training - NIPORT/Bangladesh, Mitra and Associates/Bangladesh, and ICF International. 2013. Bangladesh Demographic and Health Survey 2011. Dhaka, Bangladesh: NIPORT, Mitra and Associates, and ICF International.
- 2014: National Institute of Population Research and Training - NIPORT/Bangladesh, Mitra and Associates, and ICF International. 2016. Bangladesh Demographic and Health Survey 2014. Dhaka, Bangladesh: NIPORT, Mitra and Associates, and ICF International. <http://www.dhsprogram.com/publications/publication-FR311-DHS-Final-Reports.cfm> (last accessed 11th April 2016)
- 2017: National Institute of Population Research and Training (NIPORT), and ICF. 2020. Bangladesh Demographic and Health Survey 2017-18. Dhaka, Bangladesh, and Rockville, Maryland, USA: NIPORT and ICF <https://dhsprogram.com/pubs/pdf/FR344/FR344.pdf> (last accessed 10.08.22)

Unless otherwise noted, overweight refers to a BMI between 25kg and 29.9kg/m², obesity refers to a BMI greater than 30kg/m².

Different methodologies may have been used to collect this data and so data from different surveys may not be strictly comparable. Please check with original data sources for methodologies used.

% Adults living with obesity in selected countries in the Asia/Oceania Region 1975-2019, selected countries

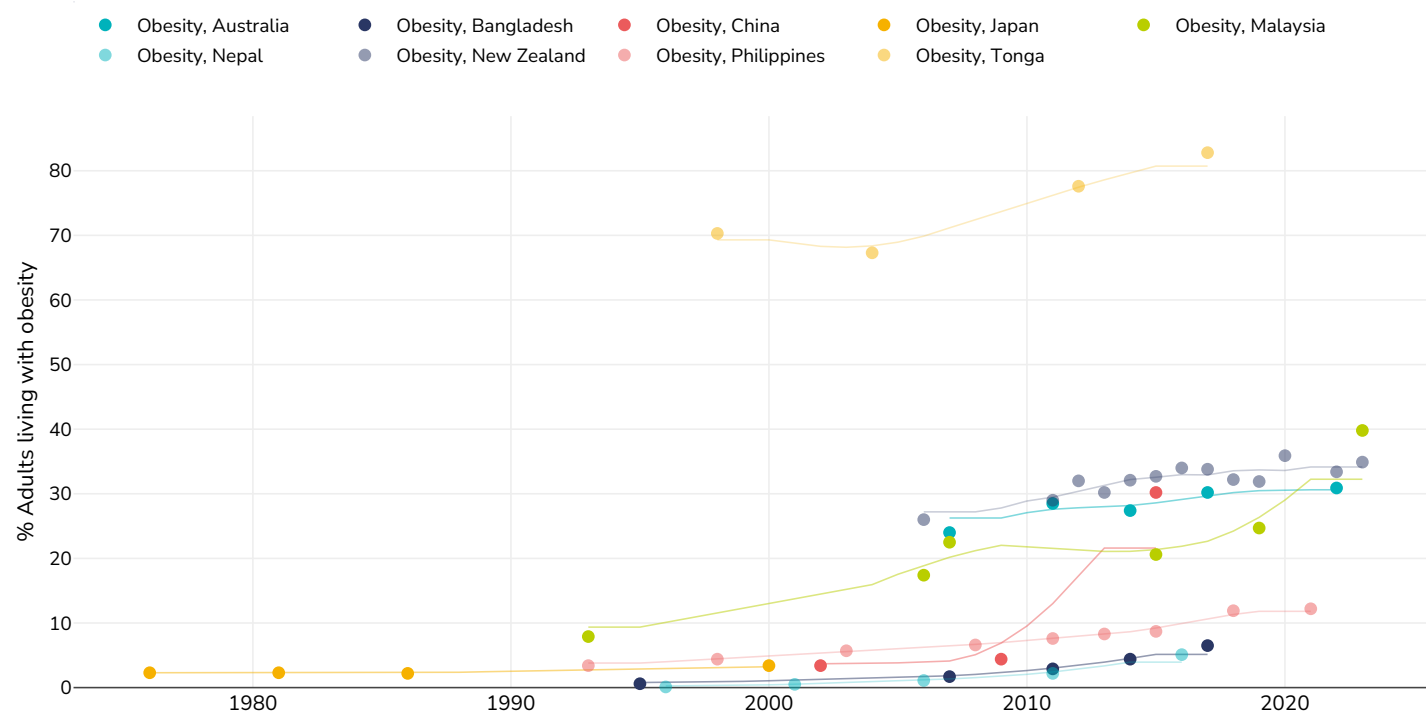
Men



- References:**
- 1976, 1981, 1986: Yoshiike N, Seino F, Tajima S, Arai Y, Kawano M, Furuhashi T, Inoue S. Twenty-year changes in the prevalence of overweight in Japanese adults: The National Nutrition Survey 1976-95. *Obesity Reviews* 2002;3:183-190
 - 1993: Ismail MN, Zawiah H, Chee SS, Ng KK. Prevalence of obesity and chronic energy deficiency (CED) in adult Malaysians. *Malays J Nutrition*. 1995; 1:1-9
 - 1995, 1996: Martorell R, Khan LK, Hughes ML, Grummer Strawn LM. Obesity in women from developing countries. *EJCN* (2000) 54:247-252
 - 1998: Data provided by the Philippine Department of Health, Dr C. Barbu, data reanalysed by Dr Charmaine Duante.
 - 2000: Asia Pacific Cohort Studies Collaboration. The burden of overweight and obesity in the Asia-Pacific region. *Obesity Reviews* 2007;8:191-196.
 - 2001: SCN (2004). 5th Report on the World Nutrition Situation. Nutrition for Improved Development Outcomes. Appendix 11
 - 2002: Report of the 2002 China National Nutrition and Health Survey. 2004. (In Chinese). Chinese Ministry of Public Health (CMPH).
 - 2003: <http://www.fnri.dost.gov.ph/files/fnri%20files/nns/factsandfigures2003/anthropometric.pdf> (last accessed June 14th 2011)
 - 2004: Tonga STEPS Survey 2004
 - 2005: Chang HC, Yang HC, Chang HY, et al. Morbid obesity in Taiwan: Prevalence, trends, associated social demographics, and lifestyle factors. *PLoS One*. 2017;12(2):e0169577. Published 2017 Feb 2. doi:10.1371/journal.pone.0169577
 - 2006: Gerritsen S, Stefanogiannis N, Galloway Y, Devlin M, Templaton R and Yeh L. A portrait of health: key results of the 2006/07 New Zealand Health Survey.
 - 2007: National Institute of Population Research and Training (NIPORT), Mitra and Associates, and Macro International. 2008. Bangladesh Demographic and Health Survey 2007: Key Findings. Calverton, Maryland, USA: NIPORT, Mitra and Associates, and Macro International.
 - 2008: Food and Nutrition Research Institute-Department of Science and Technology (FNRI-DOST). 2010. Philippine Nutrition Facts and Figures 2008. DOST Complex, FNRI Bldg., Bicutan, Taguig City, Metro Manila, Philippines.
 - 2009: Yan, S., Li, J., Li, S., Zhang, B., Du, S., Gordon-Larsen, P., Adair, L. and Popkin, B. (2012), The expanding burden of cardiometabolic risk in China: the China Health and Nutrition Survey. *Obesity Reviews*. doi: 10.1111/j.1467-789X.2012.01016.x
 - 2011: Food and Nutrition Research Institute – Department of Science and Technology (FNRI-DOST). 2012. Philippine Nutrition Facts and Figures 2011. DOST Complex, FNRI Bldg., Bicutan, Taguig City, Metro Manila, Philippines. <https://enutrition.fnri.dost.gov.ph/facts-and-figures.php?year=2011> [Accessed 14.07.25]
 - 2012: STEPS Survey Tonga 2012 available at https://www.who.int/ncds/surveillance/steps/2012_Tonga_STEPSReport.pdf (last accessed 04.05.2020)
 - 2013: <http://www.health.govt.nz/publication/annual-update-key-results-2013-14-new-zealand-health-survey>
 - 2014: Australian National Health Survey, 2014-15 First Results. Australian Bureau of Statistics. <http://www.abs.gov.au/ausstats/abs@.nsf/Latestproducts/4364.0.55.001Appendix22014-15?opendocument&tabname=Notes&prodno=4364.0.55.001&issue=2014-15&num=&view=> (last accessed 27th September 2017)
 - 2015: Li, Y., Teng, D., Shi, X., Teng, X., Teng, W., Shan, Z., Lai, Y. and China National Diabetes and Metabolic Disorders Study Group, 2015. Prevalence of diabetes and impaired fasting glucose in Chinese adults: the China Health and Nutrition Survey. *PLoS One*. 2015;10(12):e0142888. doi:10.1371/journal.pone.0142888

Different methodologies may have been used to collect this data and so data from different surveys may not be strictly comparable. Please check with original data sources for methodologies used.

Women

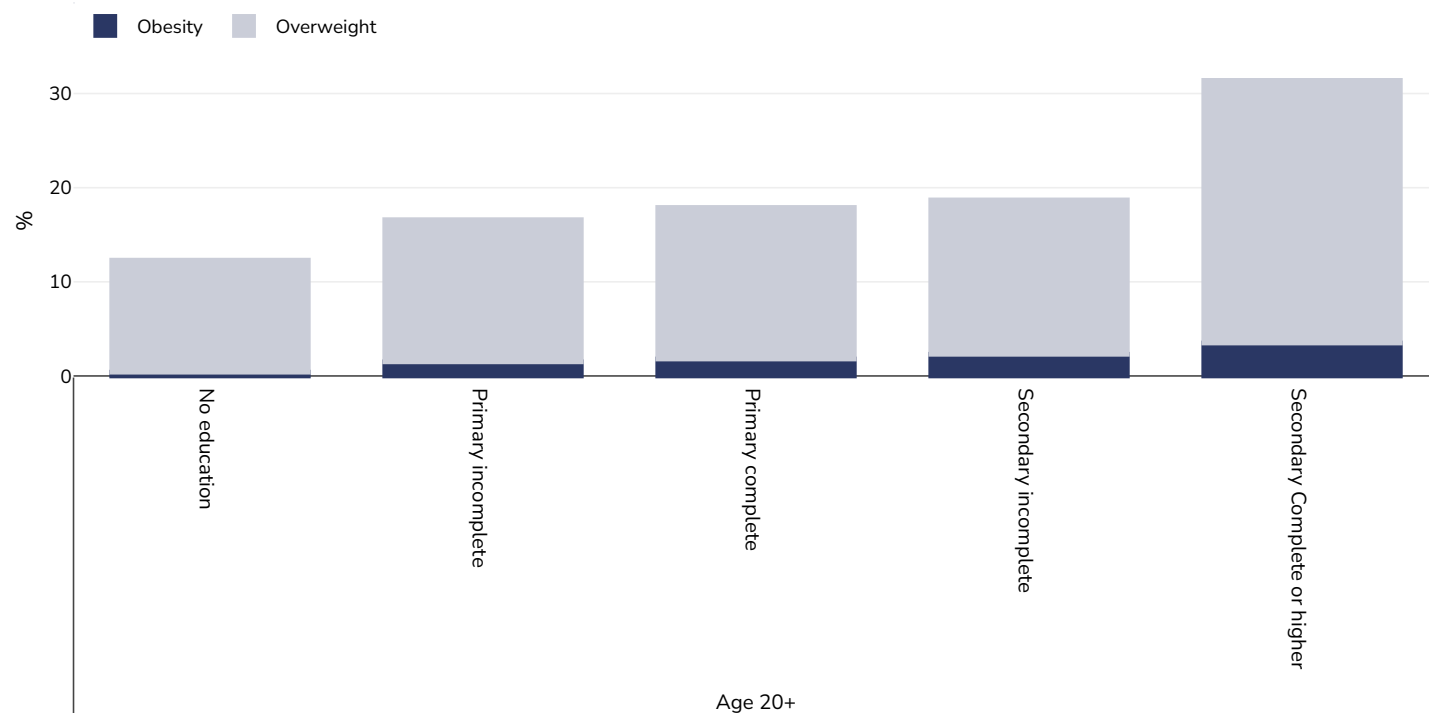


- References:**
- 1976, 1981, 1986: Yoshiike N, Seino F, Tajima S, Arai Y, Kawano M, Furuhashi T, Inoue S. Twenty-year changes in the prevalence of overweight in Japanese adults: The National Nutrition Survey 1976-95. *Obesity Reviews* 2002;3:183-190
 - 1993: Ismail MN, Zawiah H, Chee SS, Ng KK. Prevalence of obesity and chronic energy deficiency (CED) in adult Malaysians. *Malays J Nutrition*. 1995; 1:1-9
 - 1995, 1996: Martorell R, Khan LK, Hughes ML, Grummer Strawn LM. Obesity in women from developing countries. *EJCN* (2000) 54:247-252
 - 1998: Data provided by the Philippine Department of Health, Dr C. Barbu, data reanalysed by Dr Charmaine Duante.
 - 2000: Asia Pacific Cohort Studies Collaboration. The burden of overweight and obesity in the Asia-Pacific region. *Obesity Reviews* 2007;8:191-196.
 - 2001: SCN (2004). 5th Report on the World Nutrition Situation. Nutrition for Improved Development Outcomes. Appendix 11
 - 2002: Report of the 2002 China National Nutrition and Health Survey. 2004. (In Chinese). Chinese Ministry of Public Health (CMPH).
 - 2003: <http://www.fnri.dost.gov.ph/files/fnri%20files/nns/factsandfigures2003/anthropometric.pdf> (last accessed June 14th 2011)
 - 2004: Tonga STEPS Survey 2004
 - 2005: Chang HC, Yang HC, Chang HY, et al. Morbid obesity in Taiwan: Prevalence, trends, associated social demographics, and lifestyle factors. *PLoS One*. 2017;12(2):e0169577. Published 2017 Feb 2. doi:10.1371/journal.pone.0169577
 - 2006: Gerritsen S, Stefanogiannis N, Galloway Y, Devlin M, Templaton R and Yeh L. A portrait of health: key results of the 2006/07 New Zealand Health Survey.
 - 2007: National Institute of Population Research and Training (NIPORT), Mitra and Associates, and Macro International. 2008. Bangladesh Demographic and Health Survey 2007: Key Findings. Calverton, Maryland, USA: NIPORT, Mitra and Associates, and Macro International.
 - 2008: Food and Nutrition Research Institute-Department of Science and Technology (FNRI-DOST). 2010. Philippine Nutrition Facts and Figures 2008. DOST Complex, FNRI Bldg., Bicutan, Taguig City, Metro Manila, Philippines.
 - 2009: Yan, S., Li, J., Li, S., Zhang, B., Du, S., Gordon-Larsen, P., Adair, L. and Popkin, B. (2012), The expanding burden of cardiometabolic risk in China: the China Health and Nutrition Survey. *Obesity Reviews*. doi: 10.1111/j.1467-789X.2012.01016.x
 - 2011: Food and Nutrition Research Institute – Department of Science and Technology (FNRI-DOST). 2012. Philippine Nutrition Facts and Figures 2011. DOST Complex, FNRI Bldg., Bicutan, Taguig City, Metro Manila, Philippines. <https://enutrition.fnri.dost.gov.ph/facts-and-figures.php?year=2011> [Accessed 14.07.25]
 - 2012: STEPS Survey Tonga 2012 available at https://www.who.int/ncds/surveillance/steps/2012_Tonga_STEPSReport.pdf (last accessed 04.05.2020)
 - 2013: <http://www.health.govt.nz/publication/annual-update-key-results-2013-14-new-zealand-health-survey>
 - 2014: Australian National Health Survey, 2014-15 First Results. Australian Bureau of Statistics. <http://www.abs.gov.au/ausstats/abs@.nsf/Latestproducts/4364.0.55.001Appendix22014-15?opendocument&tabname=Notes&prodno=4364.0.55.001&issue=2014-15&num=&view=> (last accessed 27th September 2017)
 - 2015: Li, Y., Teng, D., Shi, X., Teng, X., Teng, W., Shan, Z., Lai, Y. and China National Diabetes and Metabolic Disorders Study Group, 2015. Prevalence of diabetes and metabolic disorders in China: a cross-sectional study. *Lancet*. 2015;385(9982):2211-2219.

Different methodologies may have been used to collect this data and so data from different surveys may not be strictly comparable. Please check with original data sources for methodologies used.

Overweight/obesity by education

Men, 2022



Survey type: Measured

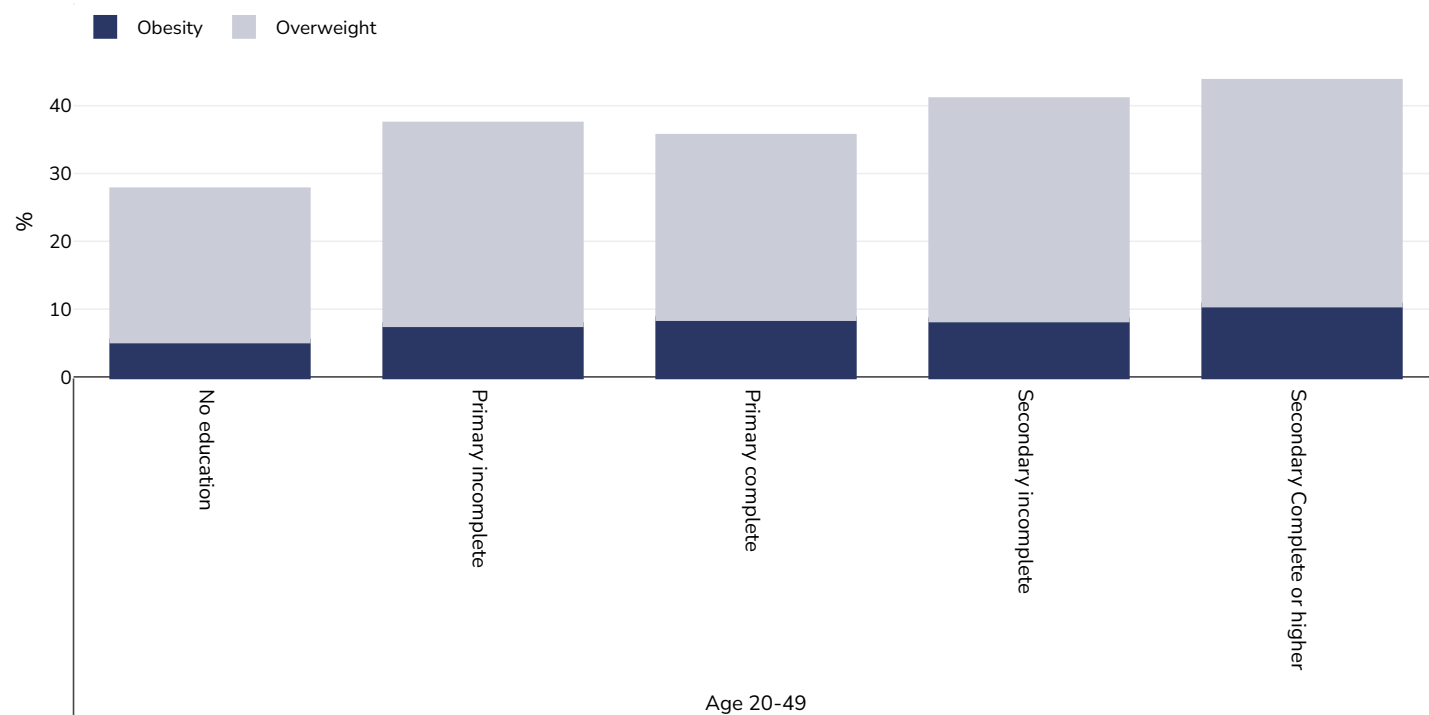
Sample size: 13970

Area covered: National

References: National Institute of Population Research and Training, Medical Education and Family Welfare Division, Ministry of Health and Family Welfare, Dhaka, Bangladesh, and The DHS Program, ICF, Rockville, Maryland, USA. Available at <https://dhsprogram.com/publications/publication-FR386-DHS-Final-Reports.cfm> (last accessed 05.02.25)

Unless otherwise noted, overweight refers to a BMI between 25kg and 29.9kg/m², obesity refers to a BMI greater than 30kg/m².

Women, 2022

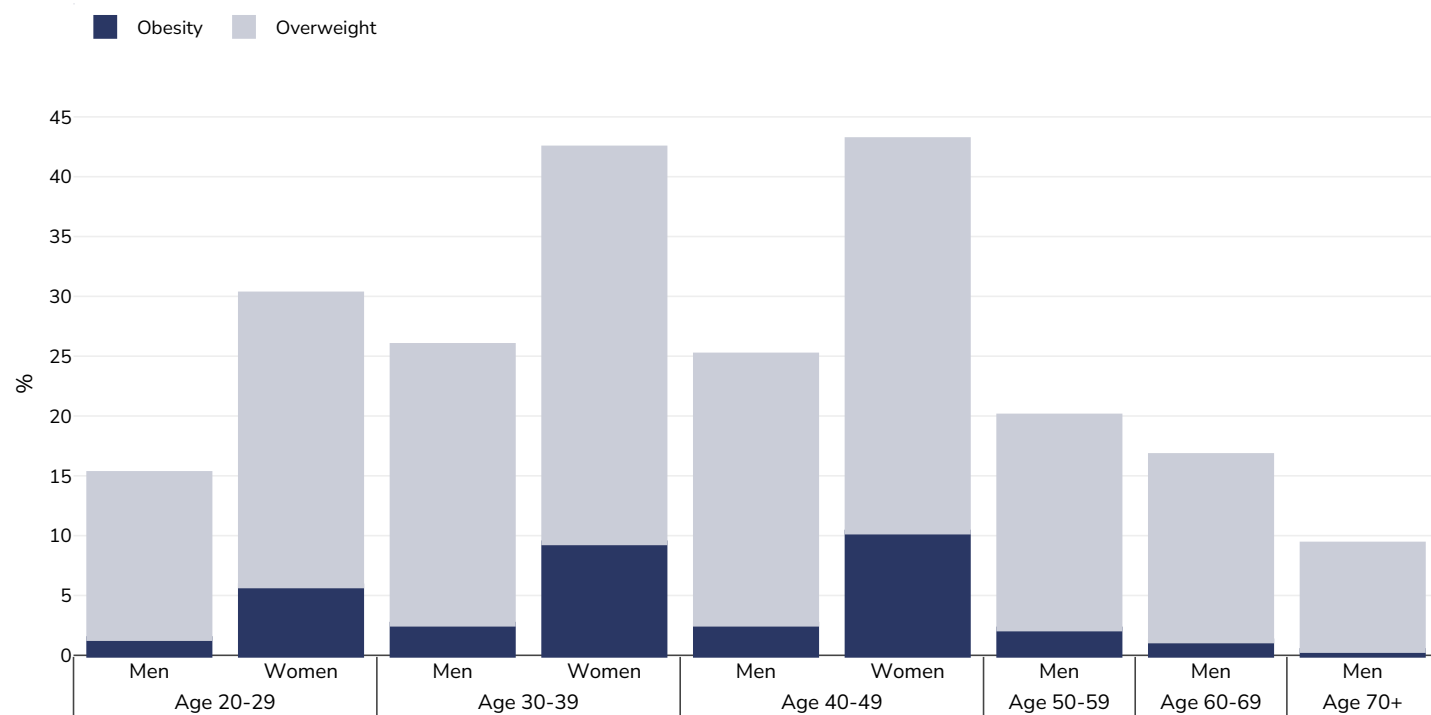


Survey type:	Measured
Sample size:	13970
Area covered:	National
References:	National Institute of Population Research and Training, Medical Education and Family Welfare Division, Ministry of Health and Family Welfare, Dhaka, Bangladesh, and The DHS Program, ICF, Rockville, Maryland, USA. Available at https://dhsprogram.com/publications/publication-FR386-DHS-Final-Reports.cfm (last accessed 05.02.25)

Unless otherwise noted, overweight refers to a BMI between 25kg and 29.9kg/m², obesity refers to a BMI greater than 30kg/m².

Overweight/obesity by age

Adults, 2022



Survey type: Measured

Sample size: 13970

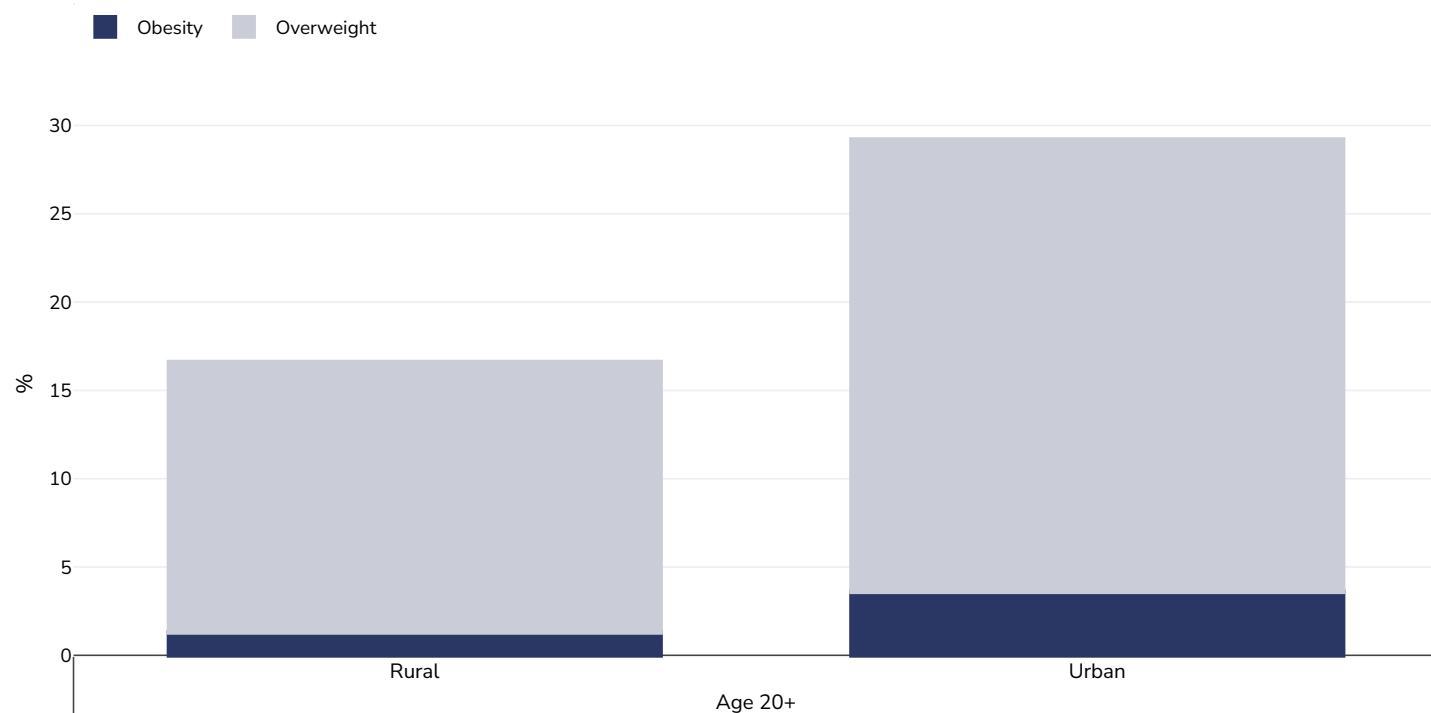
Area covered: National

References: National Institute of Population Research and Training, Medical Education and Family Welfare Division, Ministry of Health and Family Welfare, Dhaka, Bangladesh, and The DHS Program, ICF, Rockville, Maryland, USA. Available at <https://dhsprogram.com/publications/publication-FR386-DHS-Final-Reports.cfm> (last accessed 05.02.25)

Unless otherwise noted, overweight refers to a BMI between 25kg and 29.9kg/m², obesity refers to a BMI greater than 30kg/m².

Overweight/obesity by region

Men, 2022



Survey type: Measured

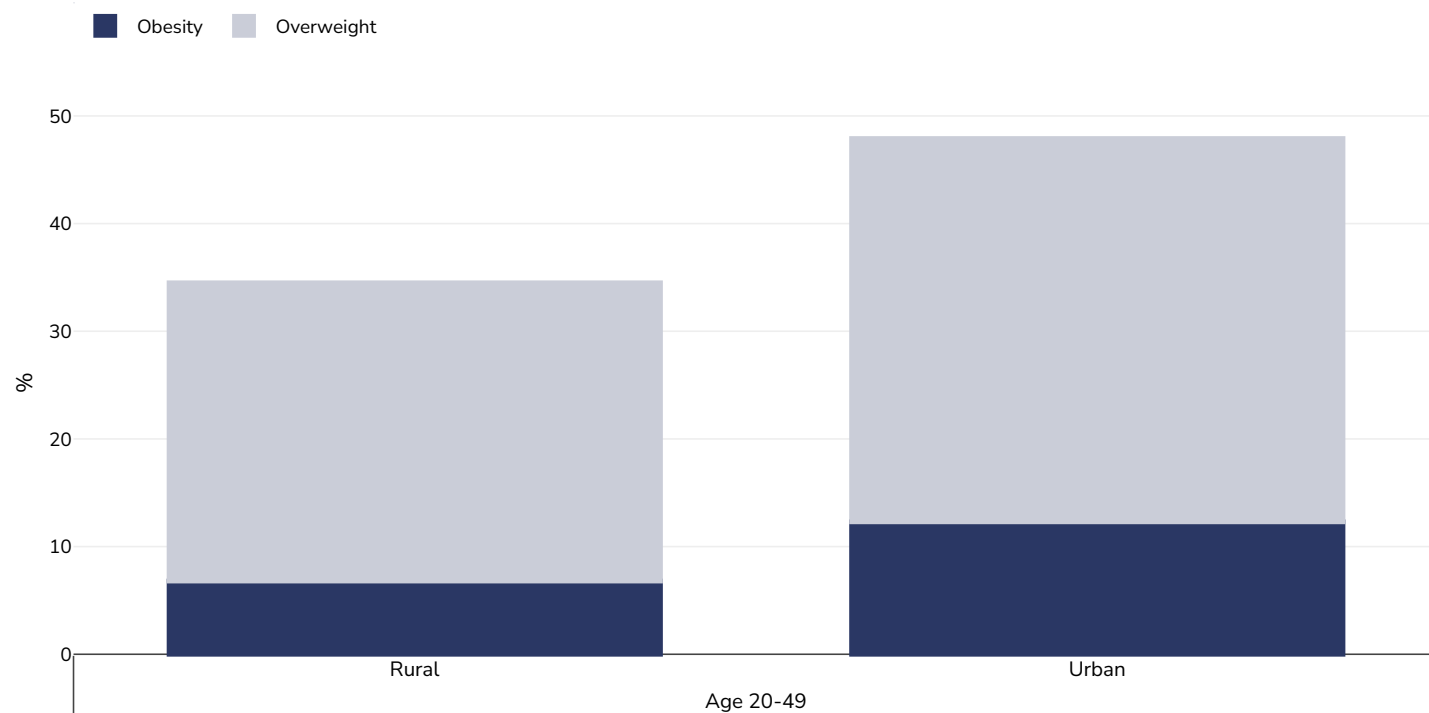
Sample size: 13970

Area covered: National

References: National Institute of Population Research and Training, Medical Education and Family Welfare Division, Ministry of Health and Family Welfare, Dhaka, Bangladesh, and The DHS Program, ICF, Rockville, Maryland, USA. Available at <https://dhsprogram.com/publications/publication-FR386-DHS-Final-Reports.cfm> (last accessed 05.02.25)

Unless otherwise noted, overweight refers to a BMI between 25kg and 29.9kg/m², obesity refers to a BMI greater than 30kg/m².

Women, 2022

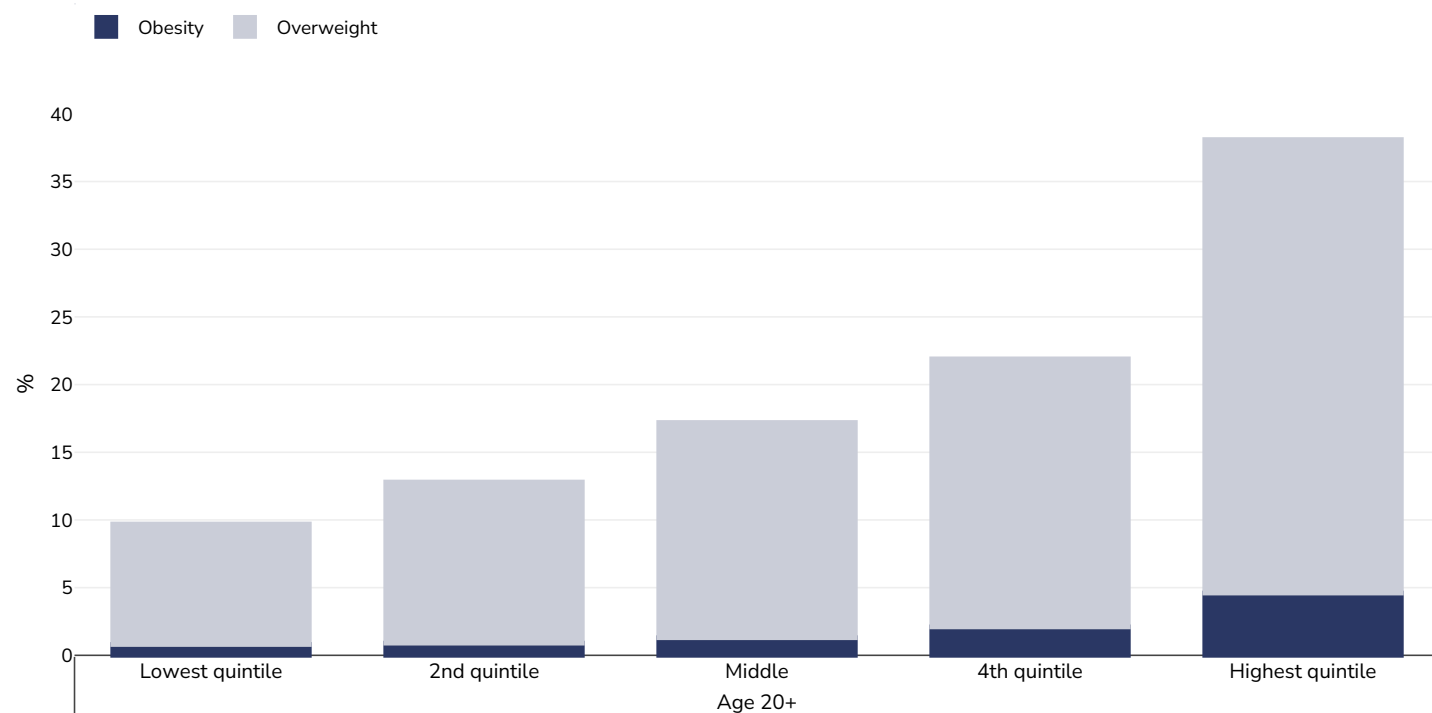


Survey type:	Measured
Sample size:	13970
Area covered:	National
References:	National Institute of Population Research and Training, Medical Education and Family Welfare Division, Ministry of Health and Family Welfare, Dhaka, Bangladesh, and The DHS Program, ICF, Rockville, Maryland, USA. Available at https://dhsprogram.com/publications/publication-FR386-DHS-Final-Reports.cfm (last accessed 05.02.25)

Unless otherwise noted, overweight refers to a BMI between 25kg and 29.9kg/m², obesity refers to a BMI greater than 30kg/m².

Overweight/obesity by socio-economic group

Men, 2022



Survey type: Measured

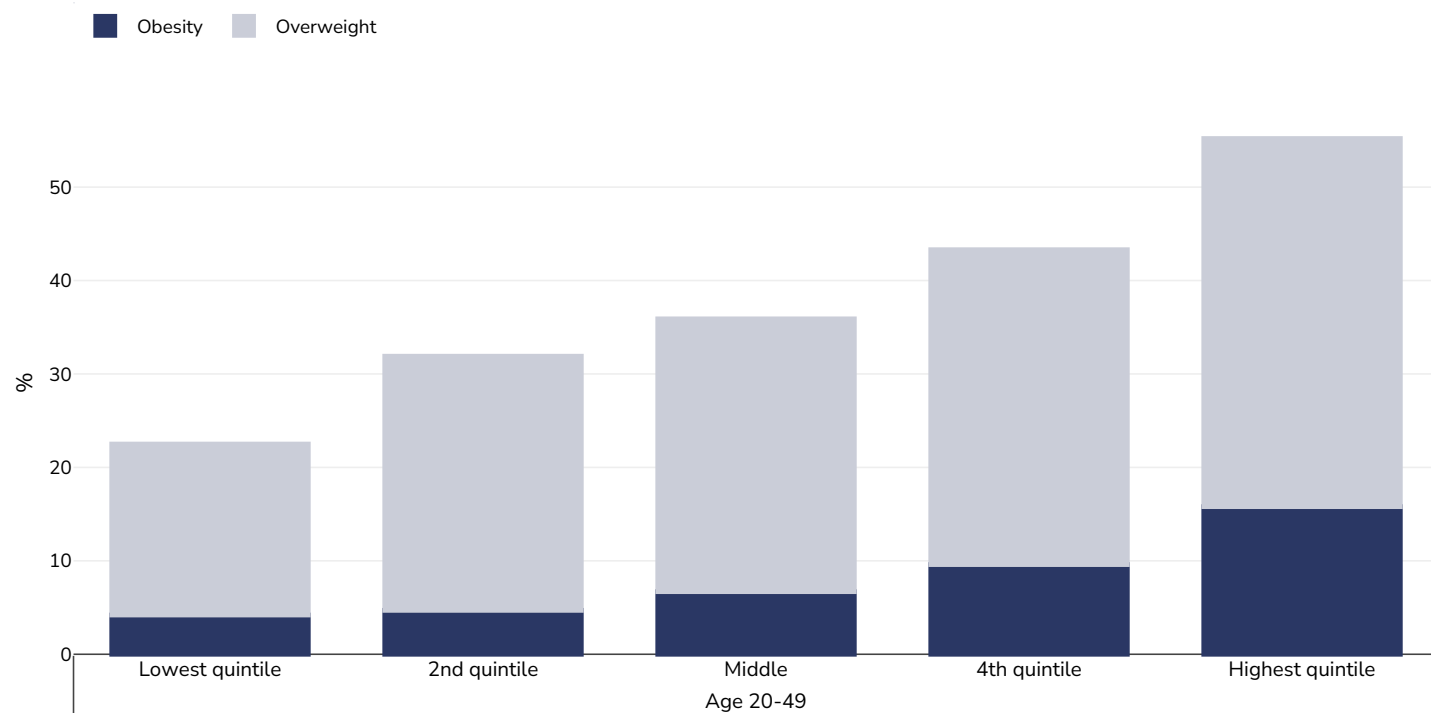
Sample size: 13970

Area covered: National

References: National Institute of Population Research and Training, Medical Education and Family Welfare Division, Ministry of Health and Family Welfare, Dhaka, Bangladesh, and The DHS Program, ICF, Rockville, Maryland, USA. Available at <https://dhsprogram.com/publications/publication-FR386-DHS-Final-Reports.cfm> (last accessed 05.02.25)

Unless otherwise noted, overweight refers to a BMI between 25kg and 29.9kg/m², obesity refers to a BMI greater than 30kg/m².

Women, 2022



Survey type: Measured

Sample size: 13970

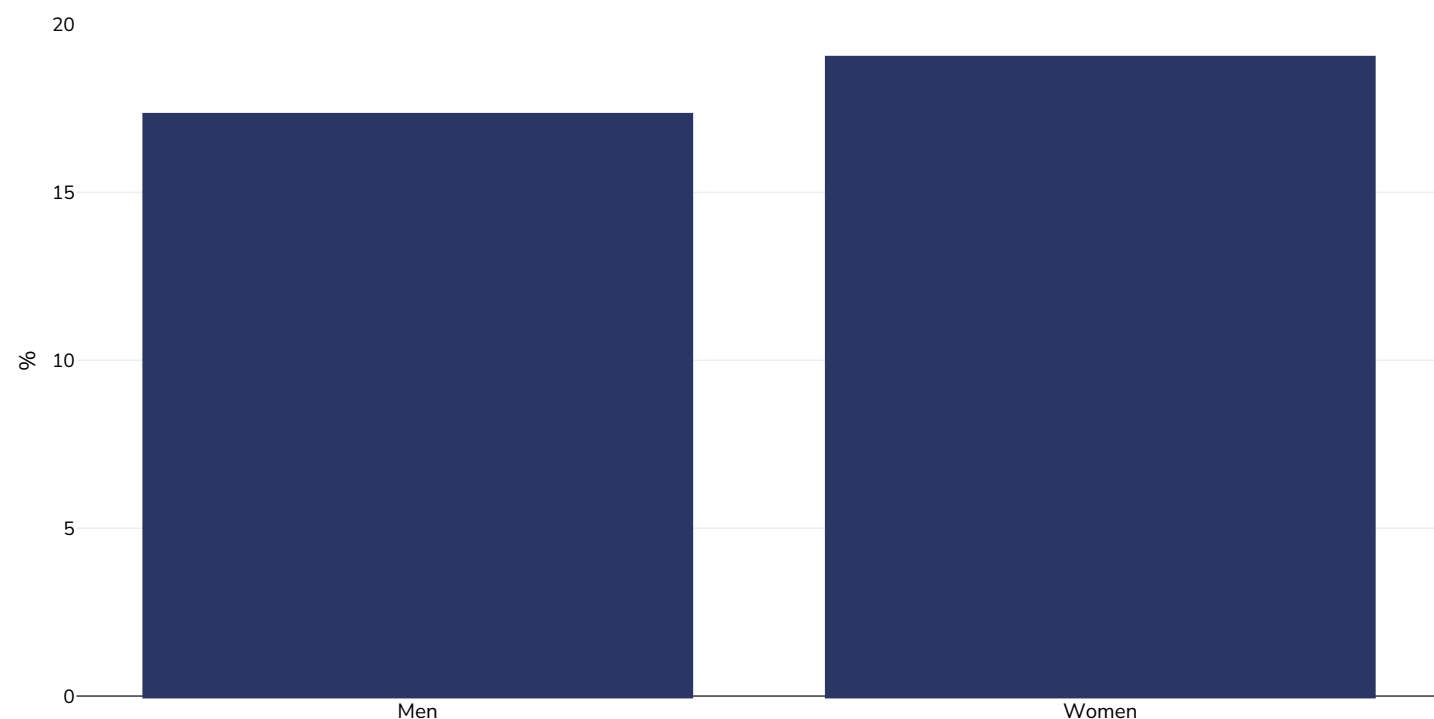
Area covered: National

References: National Institute of Population Research and Training, Medical Education and Family Welfare Division, Ministry of Health and Family Welfare, Dhaka, Bangladesh, and The DHS Program, ICF, Rockville, Maryland, USA. Available at <https://dhsprogram.com/publications/publication-FR386-DHS-Final-Reports.cfm> (last accessed 05.02.25)

Unless otherwise noted, overweight refers to a BMI between 25kg and 29.9kg/m², obesity refers to a BMI greater than 30kg/m².

Double burden of underweight & overweight

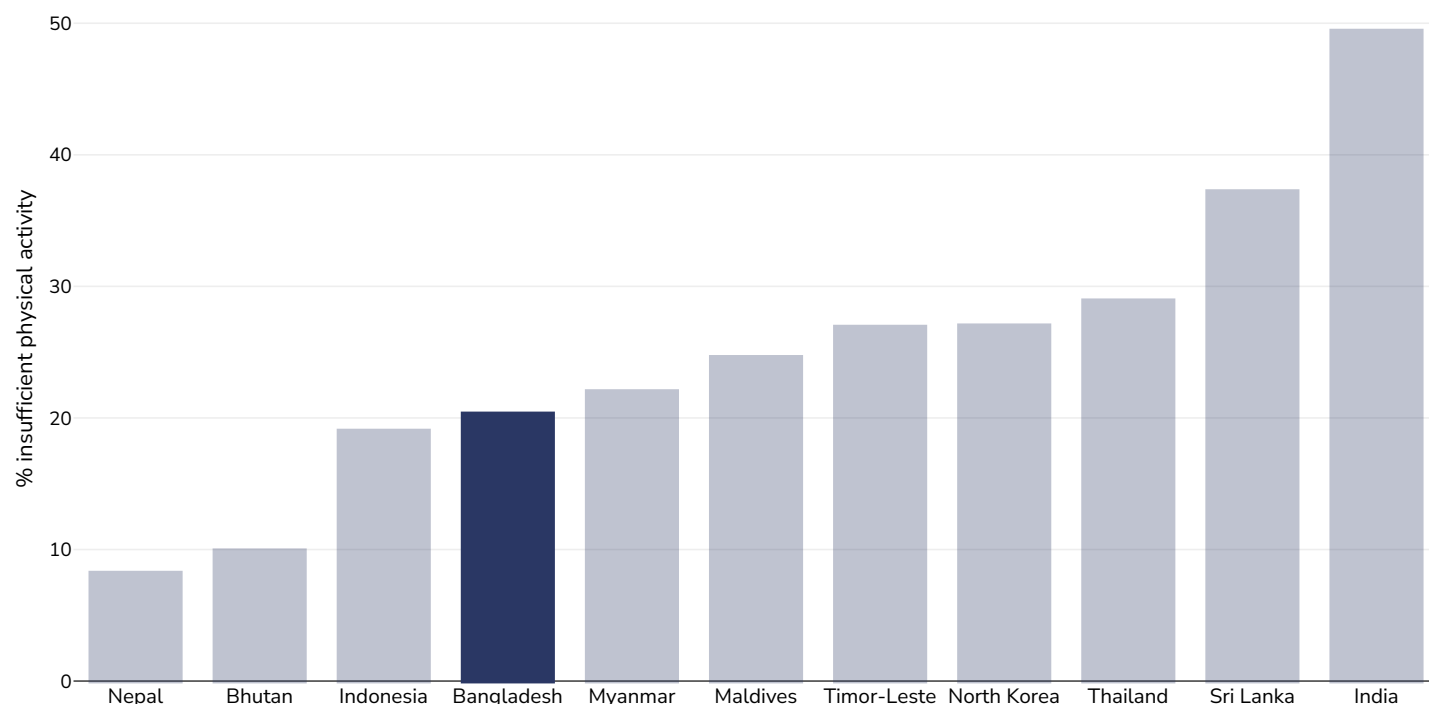
Adults, 2022



Survey type:	Measured
Age:	20+
References:	NCD Risk Factor Collaboration (NCD-RisC). Worldwide trends in underweight and obesity from 1990 to 2022: a pooled analysis of 3663 population representative studies with 222 million children, adolescents, and adults. Lancet 2024; published online Feb 29. https://doi.org/10.1016/S0140-6736(23)02750-2 .
Notes:	Age Standardised estimates
Definitions:	Combined prevalence of BMI<18.5 kg/m ² and BMI≥30 kg/m ² (double burden of underweight and obesity)

Insufficient physical activity

Adults, 2022



Survey type: Self-reported

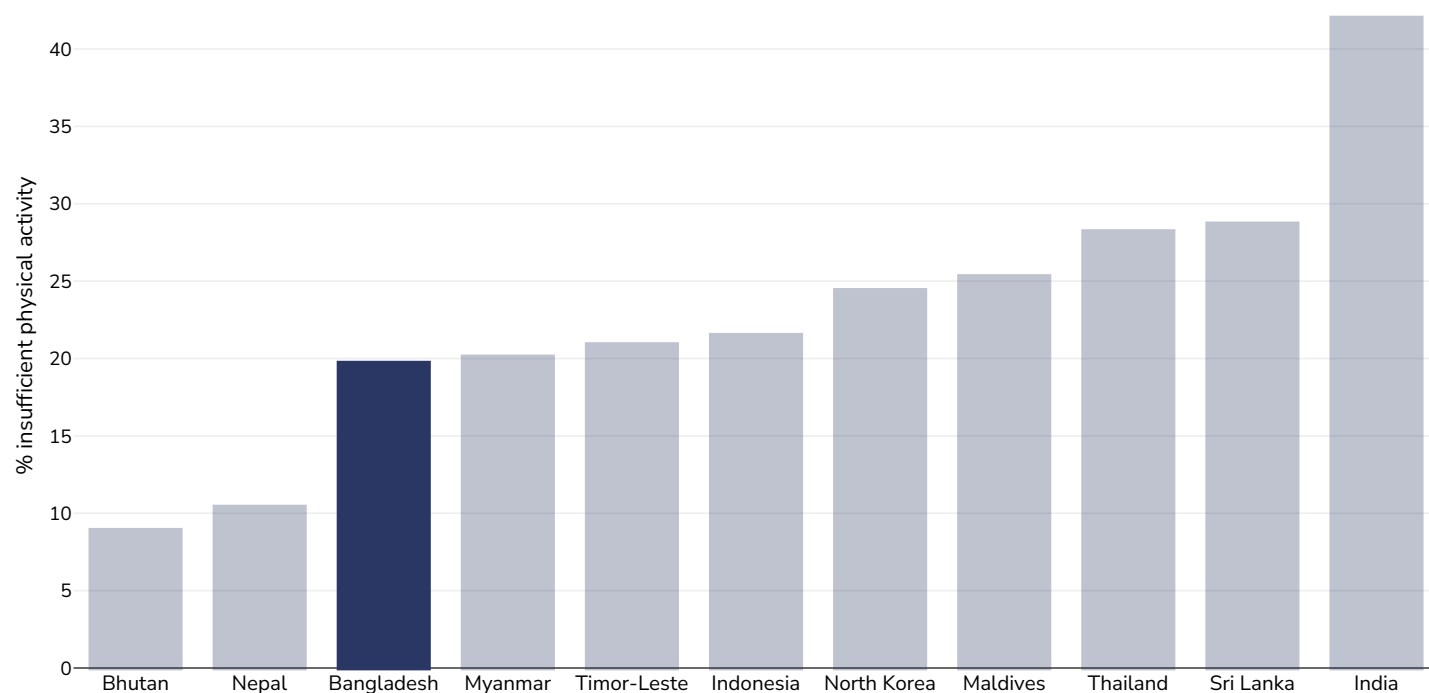
Age: 18+

Area covered: National

References: WHO (2024). Prevalence of insufficient physical activity among adults aged 18-years age-standardized estimate in 2022. Available at [https://www.who.int/data/gho/data/indicators/indicator-details/GHO/prevalence-of-insufficient-physical-activity-among-adults-aged-18-years-\(age-standardized-estimate\)-\(-\)](https://www.who.int/data/gho/data/indicators/indicator-details/GHO/prevalence-of-insufficient-physical-activity-among-adults-aged-18-years-(age-standardized-estimate)-(-))

Definitions: Percent of population attaining less than 150 minutes of moderate-intensity physical activity per week, or less than 75 minutes of vigorous-intensity physical activity per week, or equivalent.

Men, 2022



Survey type: Self-reported

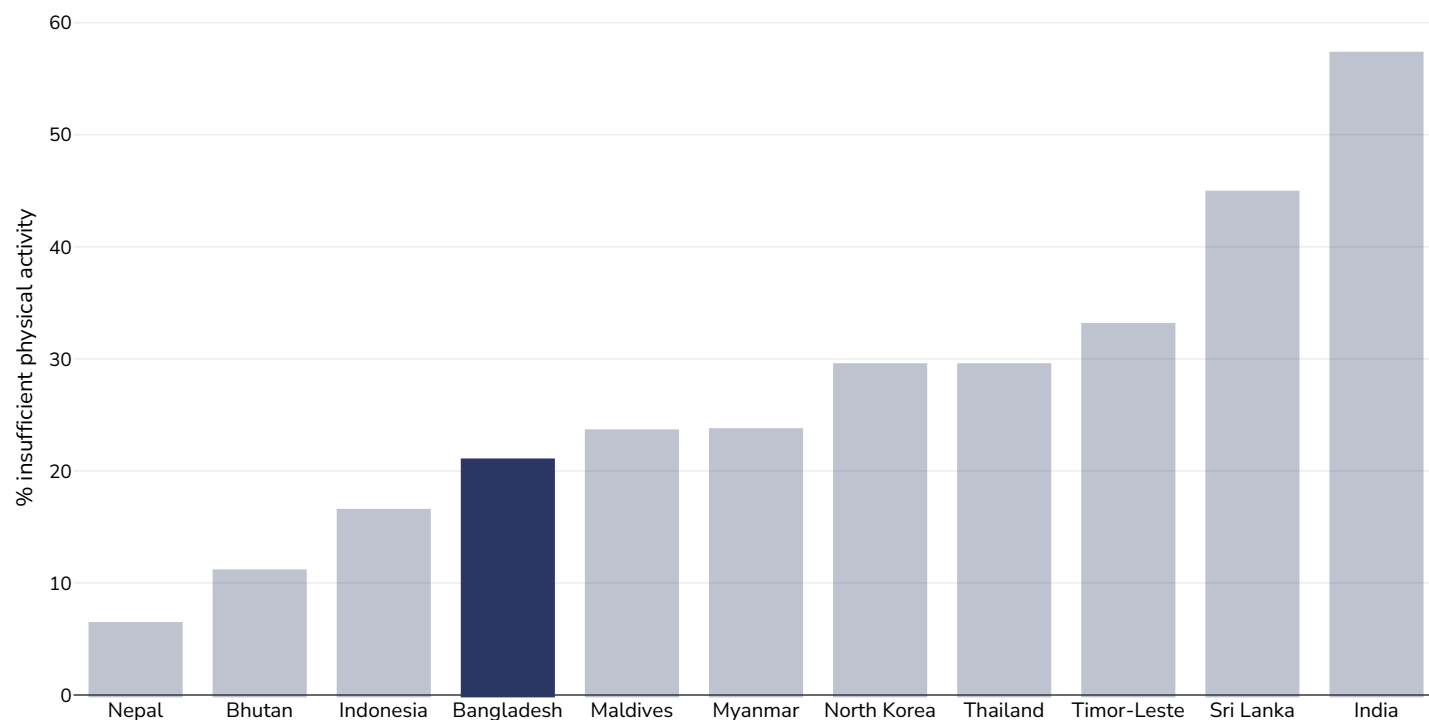
Age: 18+

Area covered: National

References: WHO (2024). Prevalence of insufficient physical activity among adults aged 18-years age-standardized estimate in 2022. Available at [https://www.who.int/data/gho/data/indicators/indicator-details/GHO/prevalence-of-insufficient-physical-activity-among-adults-aged-18-years-\(age-standardized-estimate\)-\(-\)](https://www.who.int/data/gho/data/indicators/indicator-details/GHO/prevalence-of-insufficient-physical-activity-among-adults-aged-18-years-(age-standardized-estimate)-(-))

Definitions: Percent of population attaining less than 150 minutes of moderate-intensity physical activity per week, or less than 75 minutes of vigorous-intensity physical activity per week, or equivalent.

Women, 2022



Survey type: Self-reported

Age: 18+

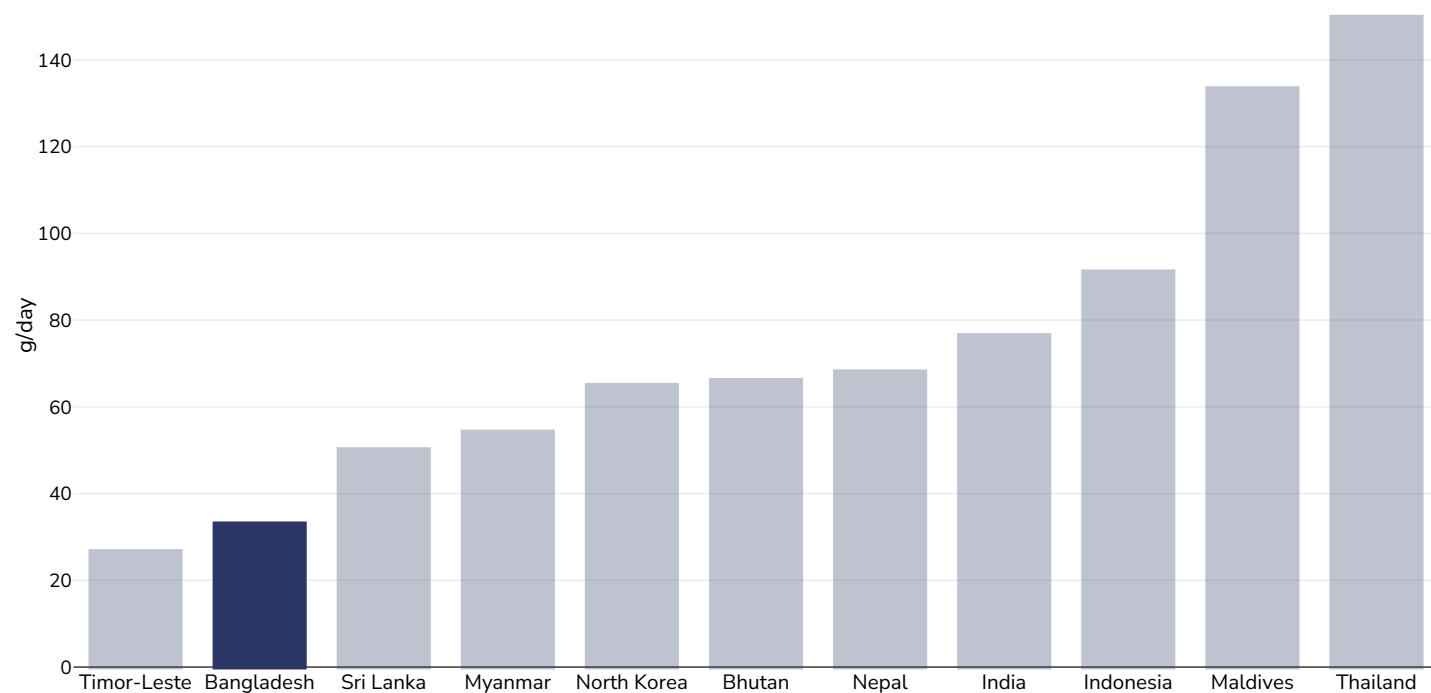
Area covered: National

References: WHO (2024). Prevalence of insufficient physical activity among adults aged 18-years age-standardized estimate in 2022. Available at [https://www.who.int/data/gho/data/indicators/indicator-details/GHO/prevalence-of-insufficient-physical-activity-among-adults-aged-18-years-\(age-standardized-estimate\)-\(-\)](https://www.who.int/data/gho/data/indicators/indicator-details/GHO/prevalence-of-insufficient-physical-activity-among-adults-aged-18-years-(age-standardized-estimate)-(-))

Definitions: Percent of population attaining less than 150 minutes of moderate-intensity physical activity per week, or less than 75 minutes of vigorous-intensity physical activity per week, or equivalent.

Estimated per capita fruit intake

Adults, 2017



Survey type: Measured

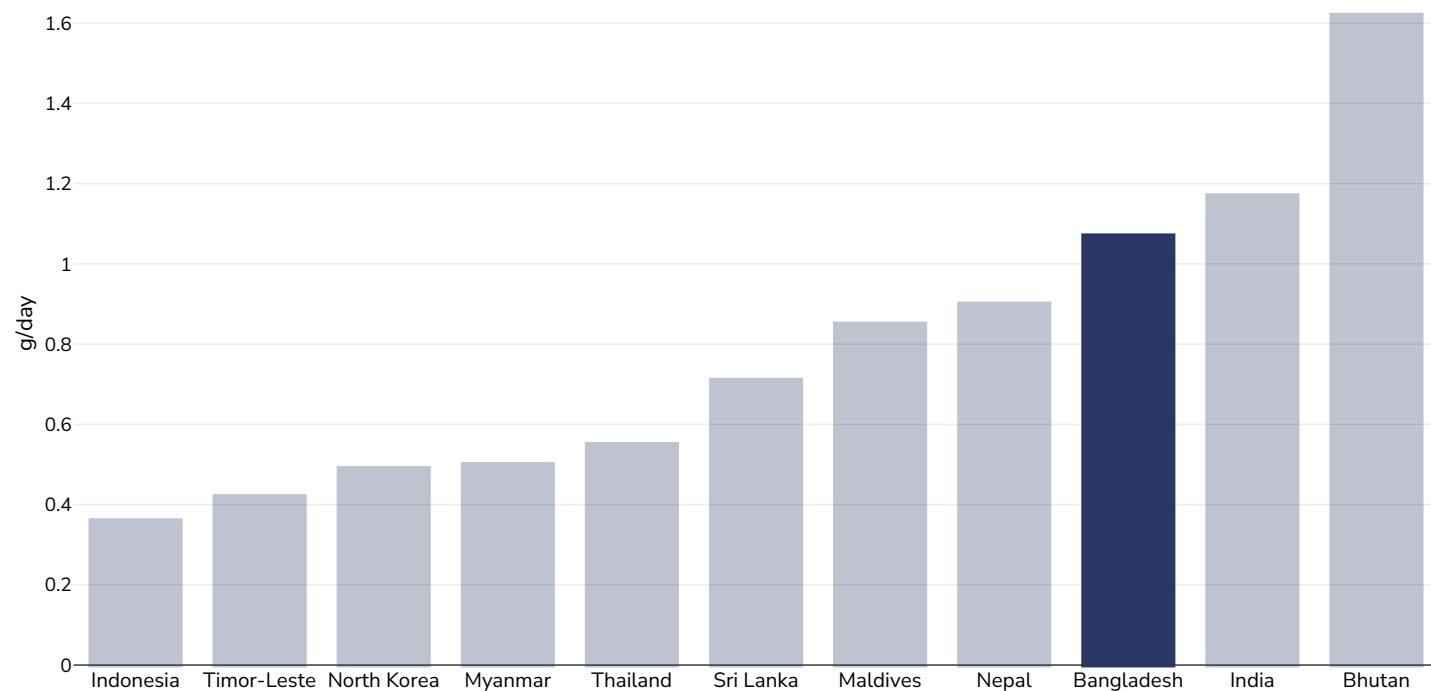
Age: 25+

References: Global Burden of Disease, the Institute for Health Metrics and Evaluation <http://ghdx.healthdata.org/>

Definitions: Estimated per-capita fruit intake (g/day)

Estimated per-capita processed meat intake

Adults, 2017



Survey type: Measured

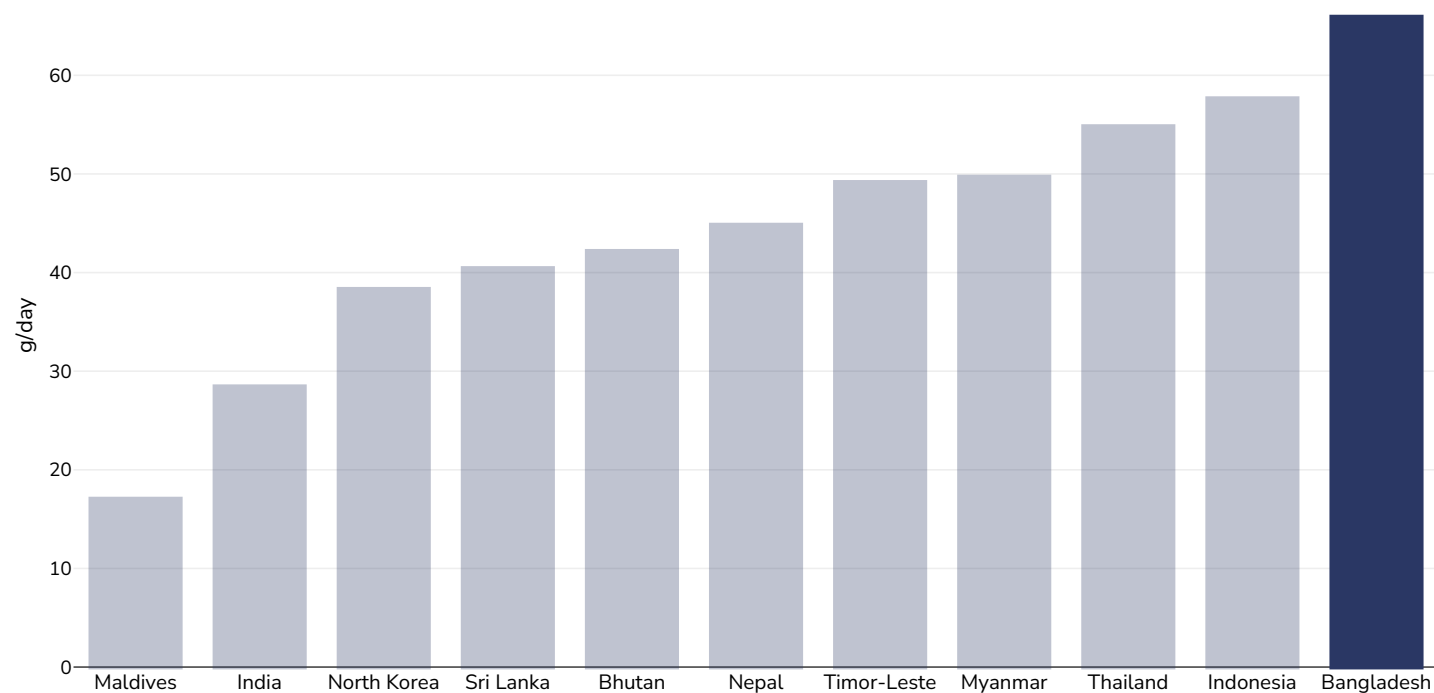
Age: 25+

References: Global Burden of Disease, the Institute for Health Metrics and Evaluation <http://ghdx.healthdata.org/>

Definitions: Estimated per-capita processed meat intake (g per day)

Estimated per capita whole grains intake

Adults, 2017



Survey type: Measured

Age: 25+

References: Global Burden of Disease, the Institute for Health Metrics and Evaluation <http://ghdx.healthdata.org/>

Definitions: Estimated per-capita whole grains intake (g/day)

Mental health - depression disorders

Adults, 2021



Age:	20+
Area covered:	National
References:	Institute for Health Metrics and Evaluation (IHME). GBD Compare Data Visualization. Global Burden of Disease (GBD) Study 2021. Seattle, WA: IHME, University of Washington, 2023. Available from http://vizhub.healthdata.org/gbd-compare . (Last accessed 23.04.25)
Definitions:	Number living with depression per 100,000 population (adults 20+ years)

Men, 2021



Age:	20+
Area covered:	National
References:	Institute for Health Metrics and Evaluation (IHME). GBD Compare Data Visualization. Global Burden of Disease (GBD) Study 2021. Seattle, WA: IHME, University of Washington, 2023. Available from http://vizhub.healthdata.org/gbd-compare . (Last accessed 23.04.25)
Definitions:	Number living with depression per 100,000 population (adults 20+ years)


Women, 2021



Age:	20+
Area covered:	National
References:	Institute for Health Metrics and Evaluation (IHME). GBD Compare Data Visualization. Global Burden of Disease (GBD) Study 2021. Seattle, WA: IHME, University of Washington, 2023. Available from http://vizhub.healthdata.org/gbd-compare . (Last accessed 23.04.25)
Definitions:	Number living with depression per 100,000 population (adults 20+ years)

Mental health - anxiety disorders

Adults, 2021




Age: 20+

References: Institute for Health Metrics and Evaluation (IHME). GBD Compare Data Visualization. Global Burden of Disease (GBD) Study 2021. Seattle, WA: IHME, University of Washington, 2023. Available from <http://vizhub.healthdata.org/gbd-compare>. (Last accessed 23.04.25).

Definitions: Number living with anxiety per 100,000 population

Men, 2021




Age: 20+

References: Institute for Health Metrics and Evaluation (IHME). GBD Compare Data Visualization. Global Burden of Disease (GBD) Study 2021. Seattle, WA: IHME, University of Washington, 2023. Available from <http://vizhub.healthdata.org/gbd-compare>. (Last accessed 23.04.25).

Definitions: Number living with anxiety per 100,000 population

Women, 2021



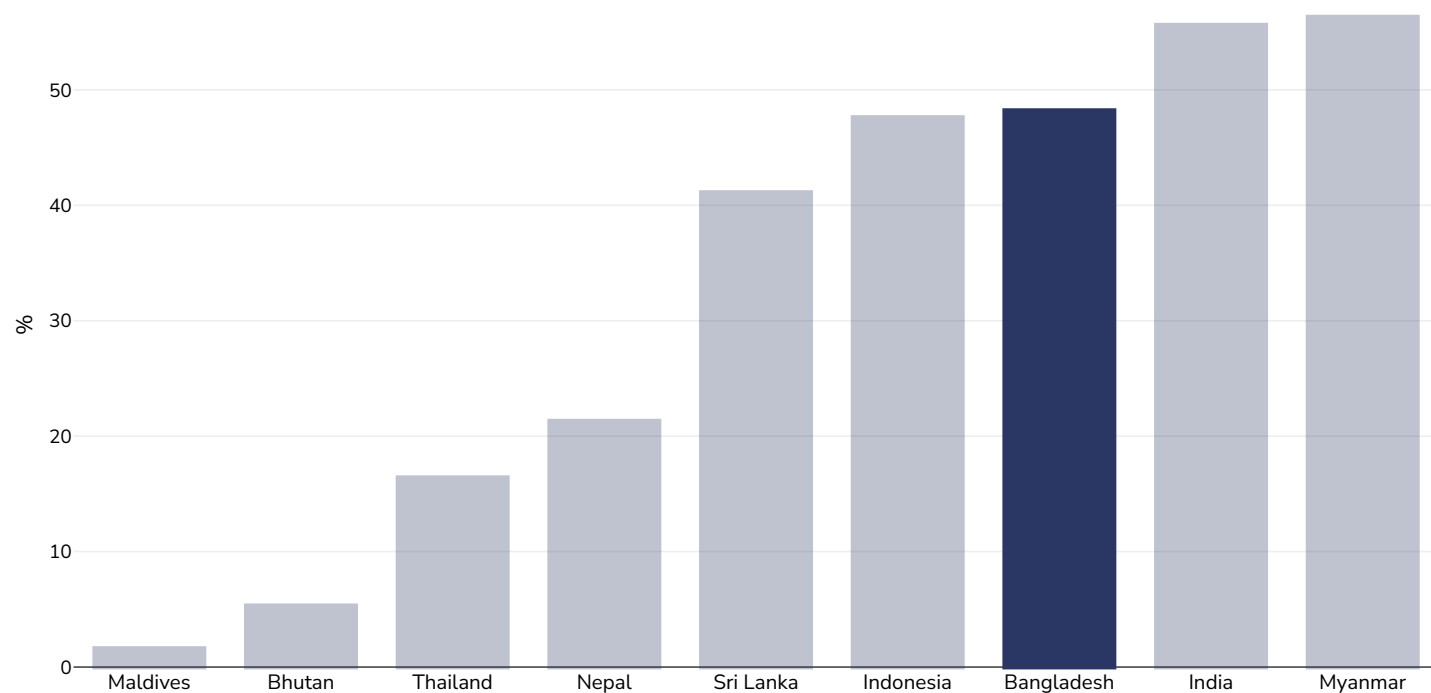
Age: 20+

References: Institute for Health Metrics and Evaluation (IHME). GBD Compare Data Visualization. Global Burden of Disease (GBD) Study 2021. Seattle, WA: IHME, University of Washington, 2023. Available from <http://vizhub.healthdata.org/gbd-compare>. (Last accessed 23.04.25).

Definitions: Number living with anxiety per 100,000 population

Percent of population who cannot afford a healthy diet

Adults, 2022



Area covered:

National

References:

The Food Systems Dashboard. The Global Alliance for Improved Nutrition (GAIN), The Columbia Climate School, and Cornell University College of Agriculture and Life Sciences. 2024. Geneva, Switzerland. <https://www.foodsystemsdashboard.org>. DOI: <https://doi.org/10.36072/db>.


Oesophageal cancer

Men, 2022



Age:	20+
Area covered:	National
References:	Ferlay J, Ervik M, Lam F, Laversanne M, Colombet M, Mery L, Piñeros M, Znaor A, Soerjomataram I, Bray F (2024).Global Cancer Observatory: Cancer Today. Lyon, France: International Agency for Research on Cancer. Available from: https://gco.iarc.who.int/today , accessed [16.07.24]
Definitions:	Incidence per 100,000


Women, 2022



Age:	20+
Area covered:	National
References:	Ferlay J, Ervik M, Lam F, Laversanne M, Colombet M, Mery L, Piñeros M, Znaor A, Soerjomataram I, Bray F (2024).Global Cancer Observatory: Cancer Today. Lyon, France: International Agency for Research on Cancer. Available from: https://gco.iarc.who.int/today , accessed [16.07.24]
Definitions:	Incidence per 100,000

Breast cancer

Women, 2022



Area covered:

National

References:

Ferlay J, Ervik M, Lam F, Laversanne M, Colombet M, Mery L, Piñeros M, Znaor A, Soerjomataram I, Bray F (2024). Global Cancer Observatory: Cancer Today. Lyon, France: International Agency for Research on Cancer. Available from: <https://gco.iarc.who.int/today>, accessed [16.07.24]

Definitions:

Incidence per 100,000


Colorectal cancer

Men, 2022



Age:	20+
Area covered:	National
References:	Ferlay J, Ervik M, Lam F, Laversanne M, Colombet M, Mery L, Piñeros M, Znaor A, Soerjomataram I, Bray F (2024).Global Cancer Observatory: Cancer Today. Lyon, France: International Agency for Research on Cancer. Available from: https://gco.iarc.who.int/today , accessed [16.07.24]
Definitions:	Incidence per 100,000

Women, 2022



Age:	20+
Area covered:	National
References:	Ferlay J, Ervik M, Lam F, Laversanne M, Colombet M, Mery L, Piñeros M, Znaor A, Soerjomataram I, Bray F (2024).Global Cancer Observatory: Cancer Today. Lyon, France: International Agency for Research on Cancer. Available from: https://gco.iarc.who.int/today , accessed [16.07.24]
Definitions:	Incidence per 100,000


Pancreatic cancer

Men, 2022



Age:	20+
Area covered:	National
References:	Ferlay J, Ervik M, Lam F, Laversanne M, Colombet M, Mery L, Piñeros M, Znaor A, Soerjomataram I, Bray F (2024).Global Cancer Observatory: Cancer Today. Lyon, France: International Agency for Research on Cancer. Available from: https://gco.iarc.who.int/today , accessed [16.07.24]
Definitions:	Incidence per 100,000

Women, 2022



Age:	20+
Area covered:	National
References:	Ferlay J, Ervik M, Lam F, Laversanne M, Colombet M, Mery L, Piñeros M, Znaor A, Soerjomataram I, Bray F (2024).Global Cancer Observatory: Cancer Today. Lyon, France: International Agency for Research on Cancer. Available from: https://gco.iarc.who.int/today , accessed [16.07.24]
Definitions:	Incidence per 100,000

Gallbladder cancer

Men, 2022



Age:	20+
Area covered:	National
References:	Ferlay J, Ervik M, Lam F, Laversanne M, Colombet M, Mery L, Piñeros M, Znaor A, Soerjomataram I, Bray F (2024).Global Cancer Observatory: Cancer Today. Lyon, France: International Agency for Research on Cancer. Available from: https://gco.iarc.who.int/today , accessed [16.07.24]
Definitions:	Incidence per 100,000

Women, 2022



Age:	20+
Area covered:	National
References:	Ferlay J, Ervik M, Lam F, Laversanne M, Colombet M, Mery L, Piñeros M, Znaor A, Soerjomataram I, Bray F (2024).Global Cancer Observatory: Cancer Today. Lyon, France: International Agency for Research on Cancer. Available from: https://gco.iarc.who.int/today , accessed [16.07.24]
Definitions:	Incidence per 100,000

Kidney cancer

Men, 2022



Age:	20+
Area covered:	National
References:	Ferlay J, Ervik M, Lam F, Laversanne M, Colombet M, Mery L, Piñeros M, Znaor A, Soerjomataram I, Bray F (2024).Global Cancer Observatory: Cancer Today. Lyon, France: International Agency for Research on Cancer. Available from: https://gco.iarc.who.int/today , accessed [16.07.24]
Definitions:	Incidence per 100,000


Women, 2022



Age:	20+
Area covered:	National
References:	Ferlay J, Ervik M, Lam F, Laversanne M, Colombet M, Mery L, Piñeros M, Znaor A, Soerjomataram I, Bray F (2024).Global Cancer Observatory: Cancer Today. Lyon, France: International Agency for Research on Cancer. Available from: https://gco.iarc.who.int/today , accessed [16.07.24]
Definitions:	Incidence per 100,000

Cancer of the uterus

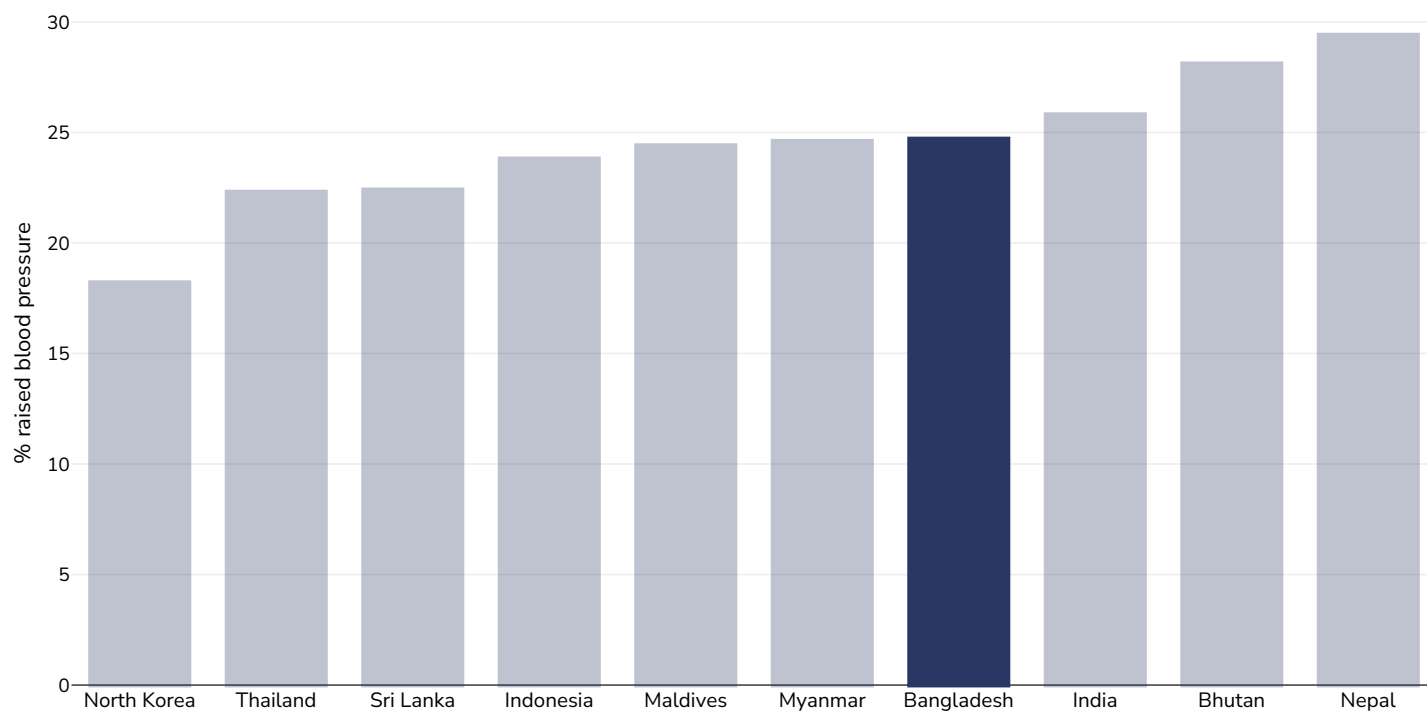
Women, 2022



Age:	20+
References:	Ferlay J, Ervik M, Lam F, Laversanne M, Colombet M, Mery L, Piñeros M, Znaor A, Soerjomataram I, Bray F (2024).Global Cancer Observatory: Cancer Today. Lyon, France: International Agency for Research on Cancer. Available from: https://gco.iarc.who.int/today , accessed [16.07.24]
Definitions:	Incidence per 100,000

Raised blood pressure

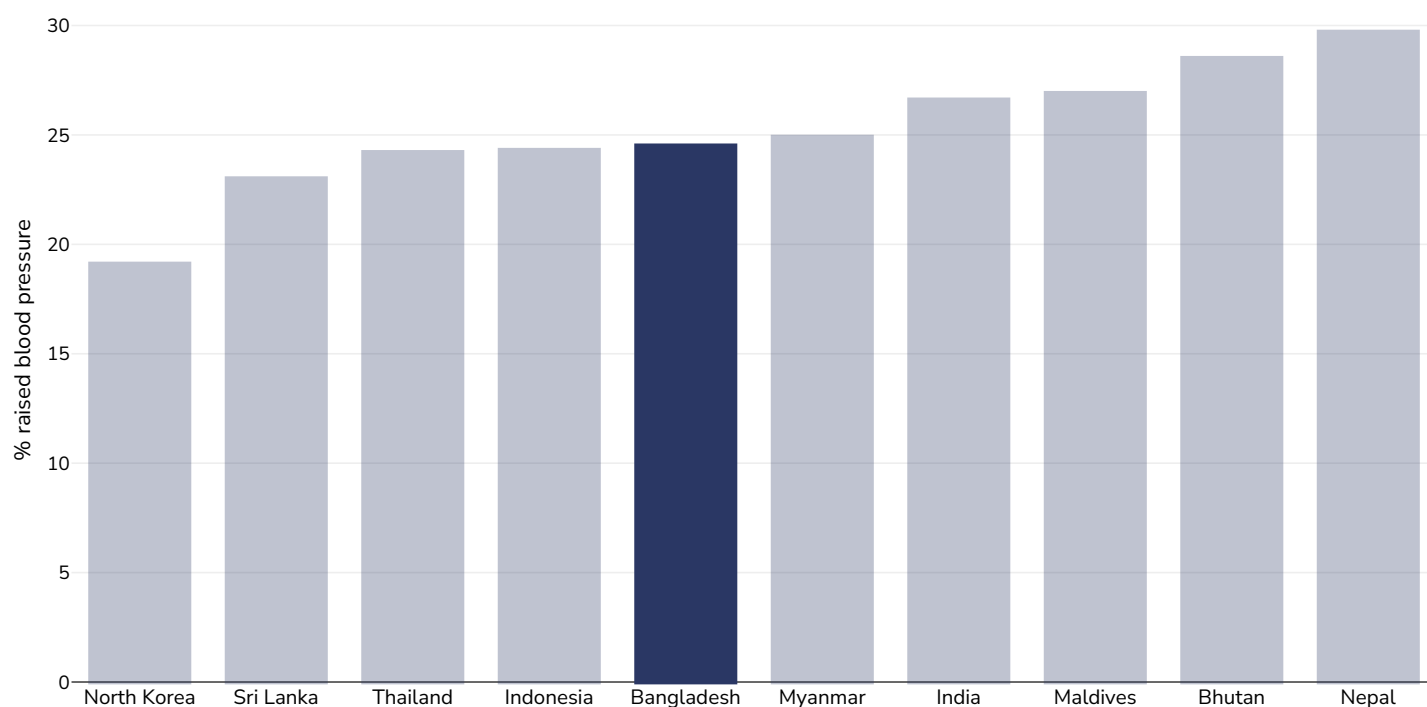
Adults, 2015



References: Global Health Observatory data repository, World Health Organisation, <http://apps.who.int/gho/data/node.main.A875?lang=en>

Definitions: Age Standardised estimated % Raised blood pressure 2015 (SBP \geq 140 OR DBP \geq 90).

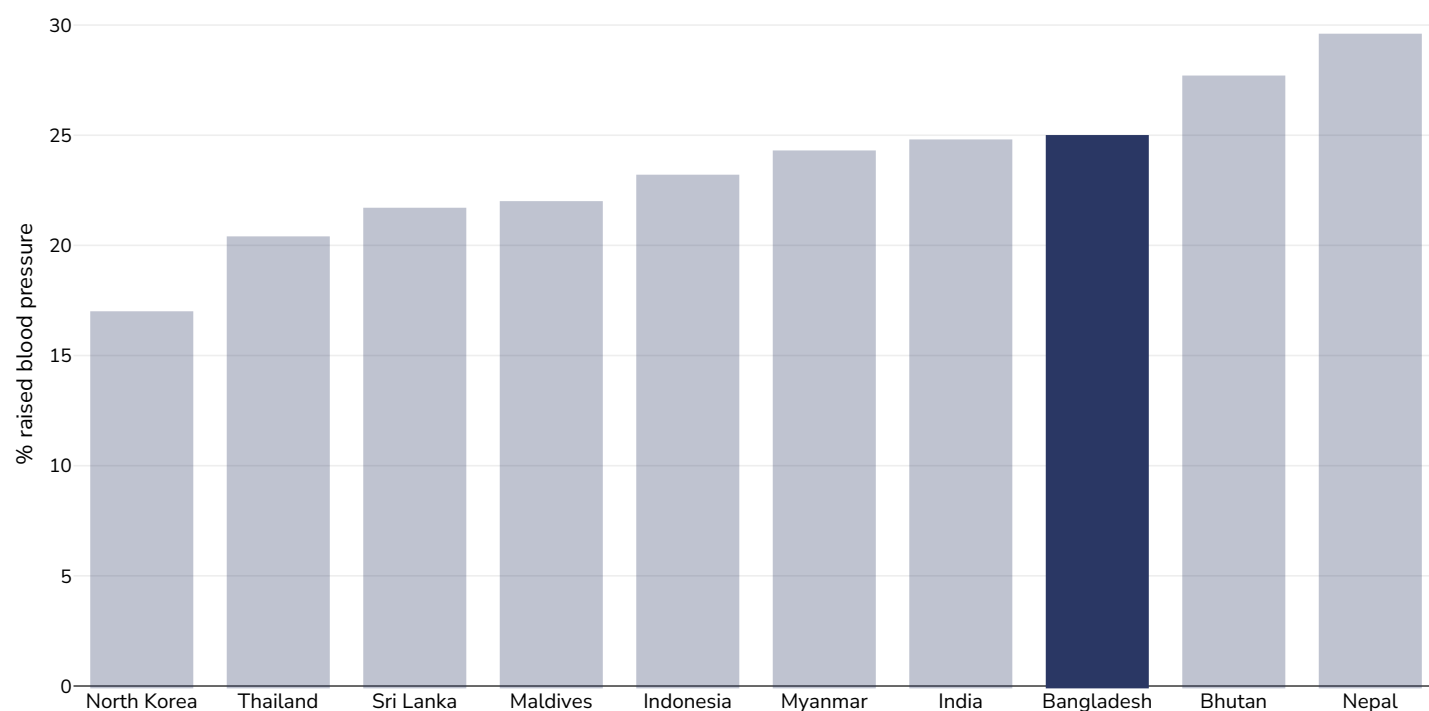
Men, 2015



References: Global Health Observatory data repository, World Health Organisation, <http://apps.who.int/gho/data/node.main.A875?lang=en>

Definitions: Age Standardised estimated % Raised blood pressure 2015 (SBP \geq 140 OR DBP \geq 90).

Women, 2015

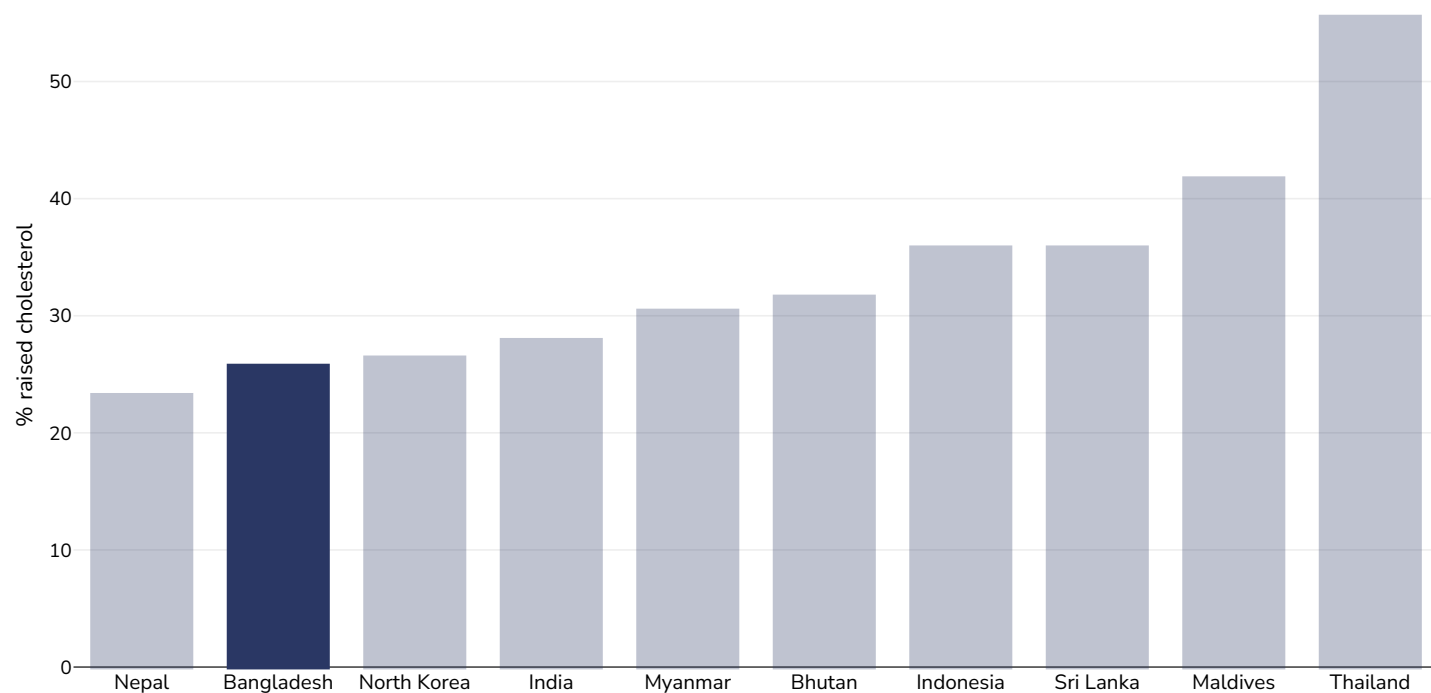


References: Global Health Observatory data repository, World Health Organisation, <http://apps.who.int/gho/data/node.main.A875?lang=en>

Definitions: Age Standardised estimated % Raised blood pressure 2015 (SBP \geq 140 OR DBP \geq 90).

Raised cholesterol

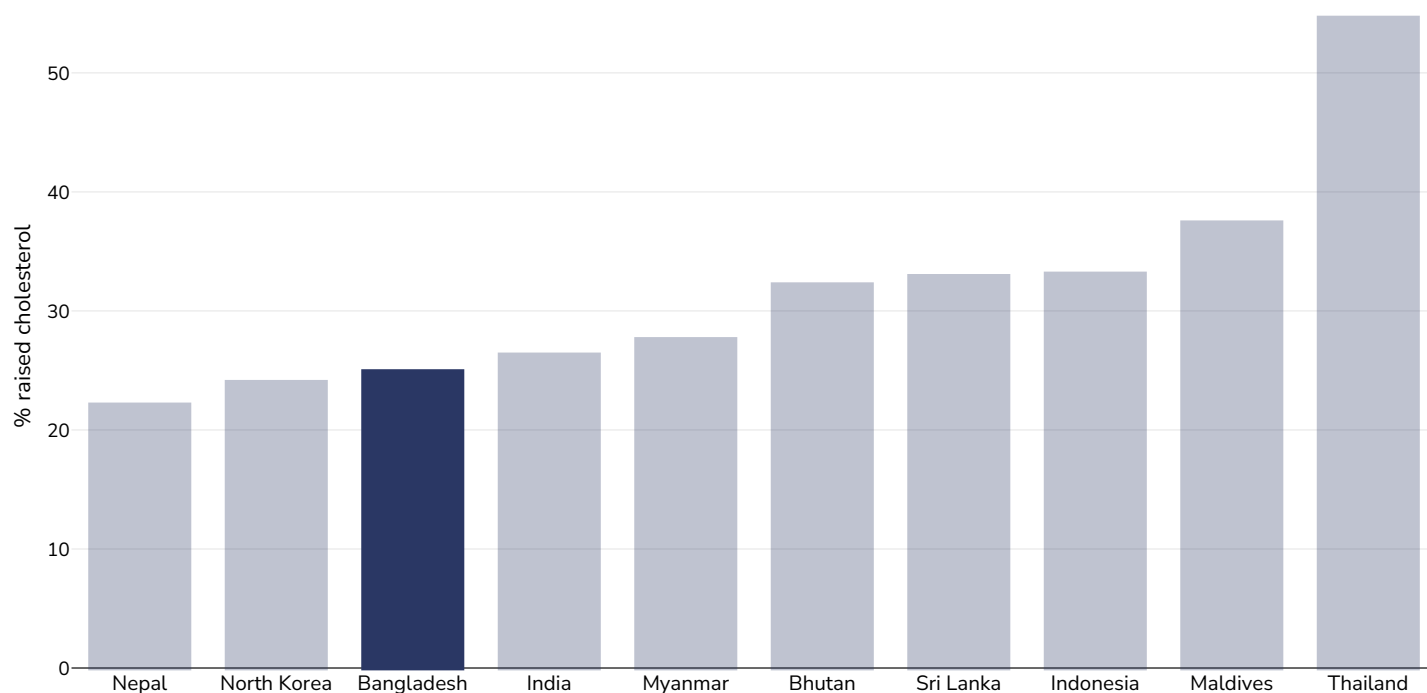
Adults, 2008



References: Global Health Observatory data repository, World Health Organisation, <http://apps.who.int/gho/data/node.main.A885>

Definitions: % Raised total cholesterol (≥ 5.0 mmol/L) (age-standardized estimate).

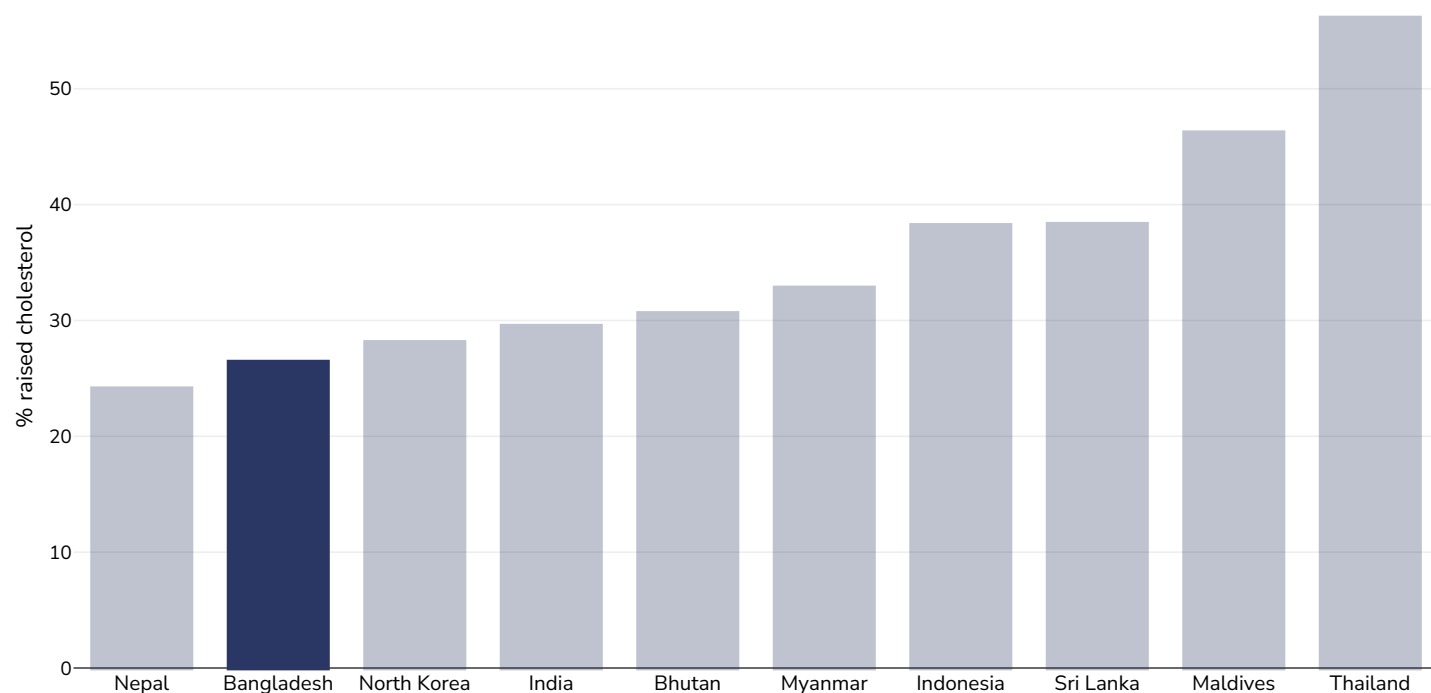
Men, 2008



References: Global Health Observatory data repository, World Health Organisation, <http://apps.who.int/gho/data/node.main.A885>

Definitions: % Raised total cholesterol (≥ 5.0 mmol/L) (age-standardized estimate).

Women, 2008

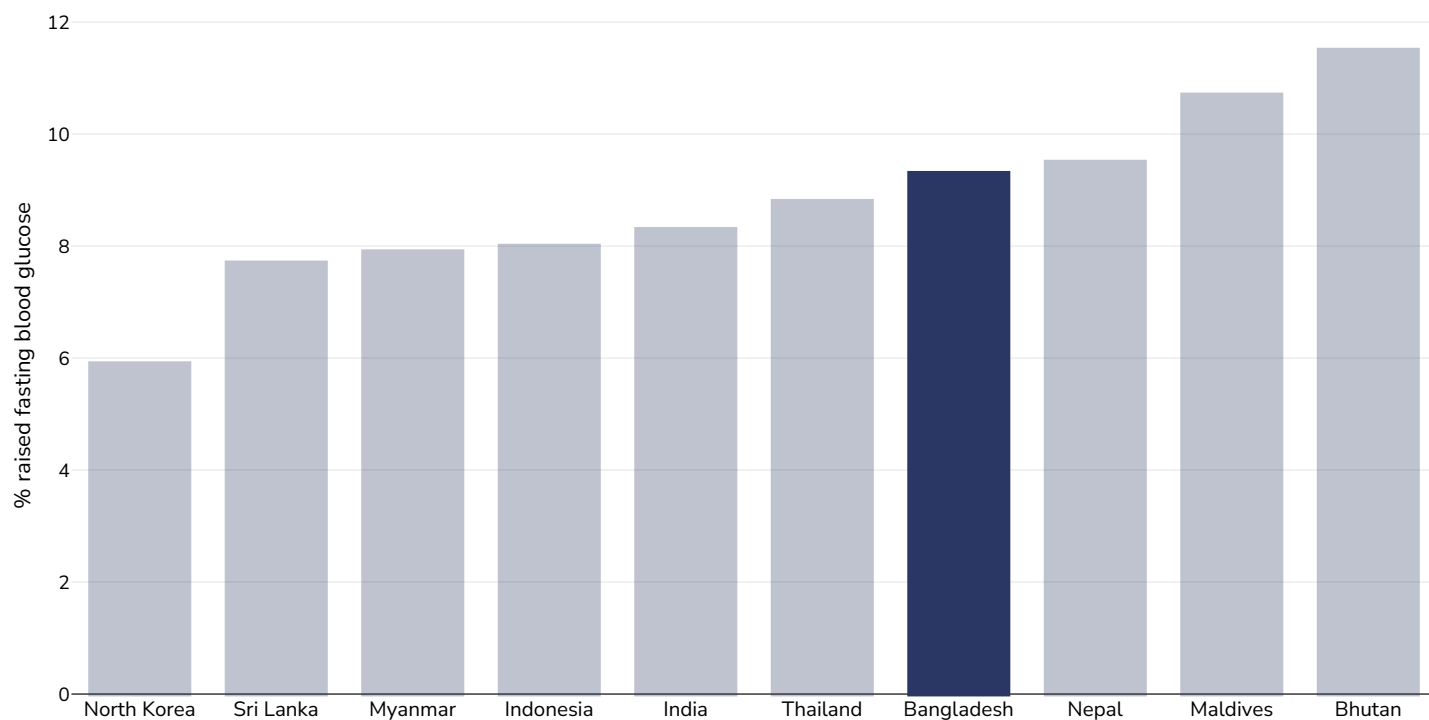


References: Global Health Observatory data repository, World Health Organisation, <http://apps.who.int/gho/data/node.main.A885>

Definitions: % Raised total cholesterol (≥ 5.0 mmol/L) (age-standardized estimate).

Raised fasting blood glucose

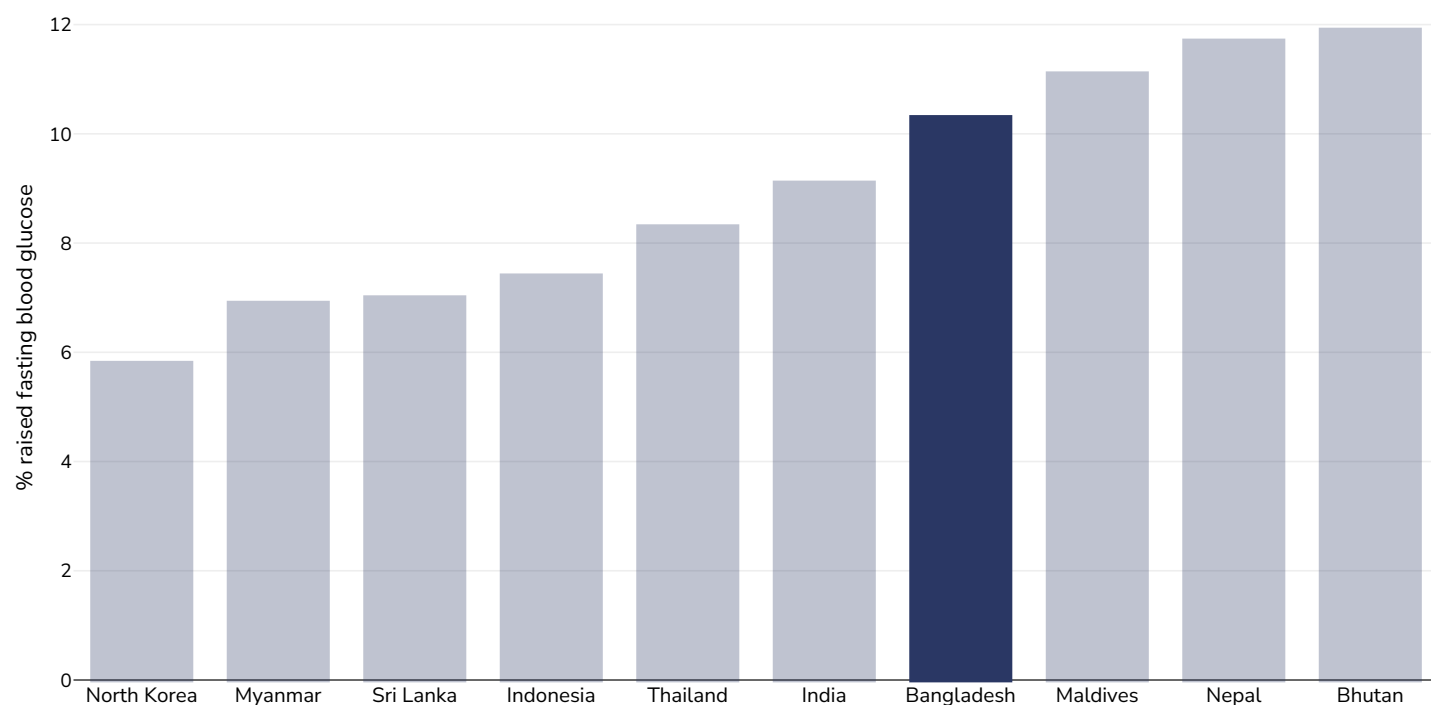
Men, 2014



References: Global Health Observatory data repository, World Health Organisation, <http://apps.who.int/gho/data/node.main.A869?lang=en>

Definitions: Age Standardised % raised fasting blood glucose (≥ 7.0 mmol/L or on medication).

Women, 2014

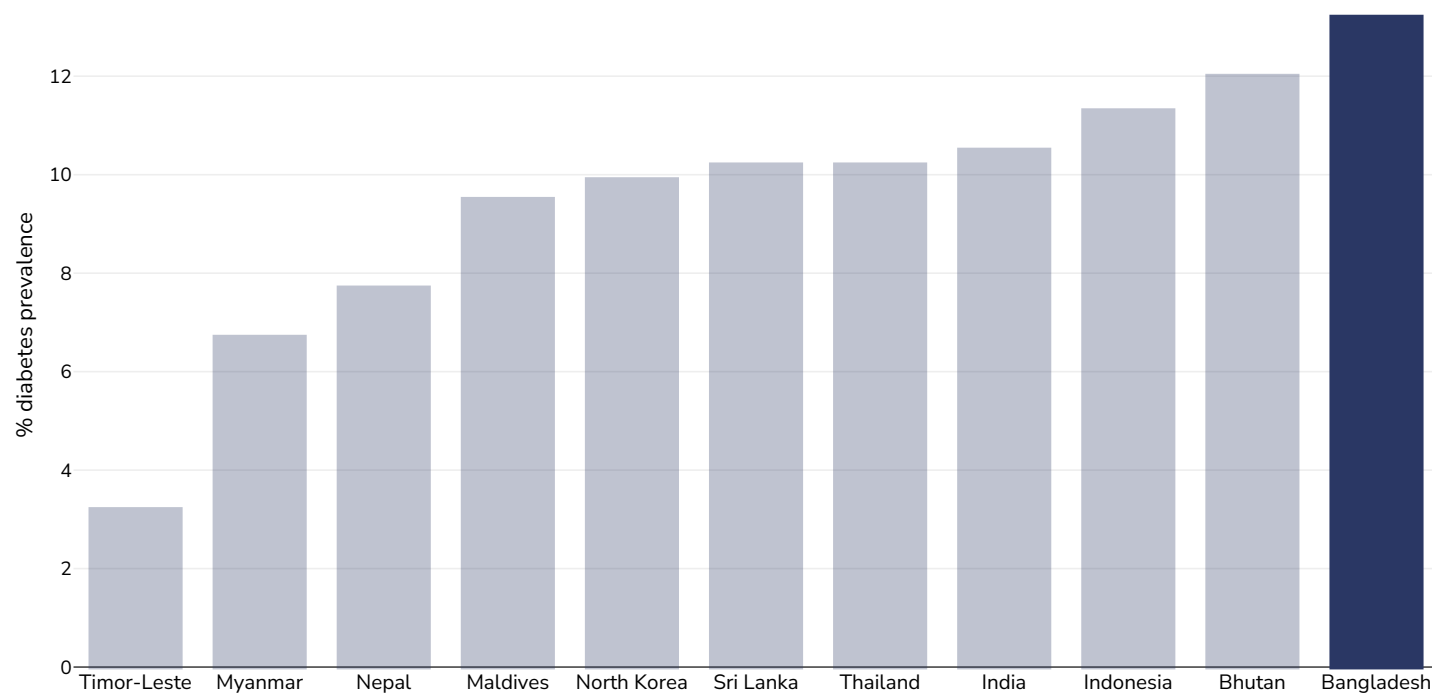


References: Global Health Observatory data repository, World Health Organisation, <http://apps.who.int/gho/data/node.main.A869?lang=en>

Definitions: Age Standardised % raised fasting blood glucose (≥ 7.0 mmol/L or on medication).

Diabetes prevalence

Adults, 2024

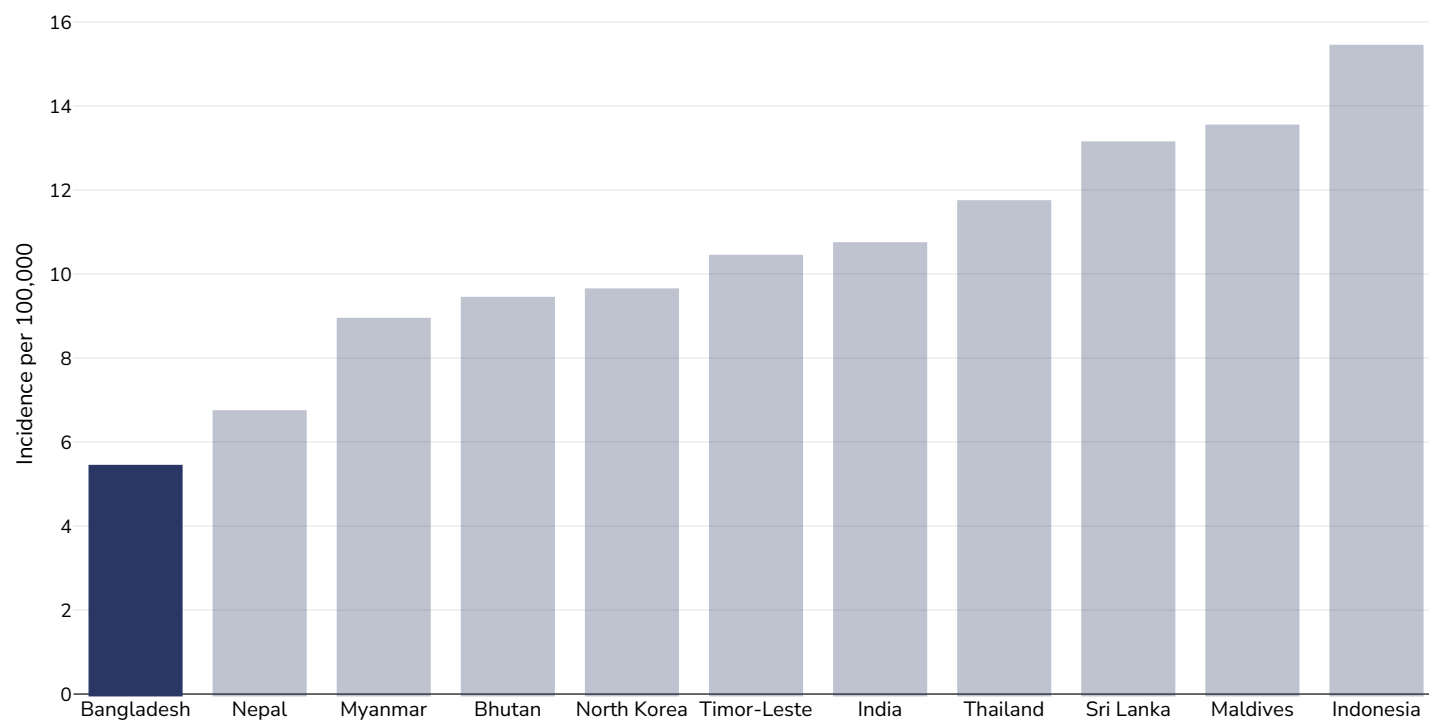


References:

Reproduced with kind permission International Diabetes Federation. IDF Diabetes Atlas, 11th edn. Brussels, Belgium:International Diabetes Federation, 2025. <http://www.diabetesatlas.org>

Ovarian Cancer

Women, 2022



Age: 20+

References: Ferlay J, Ervik M, Lam F, Laversanne M, Colombet M, Mery L, Piñeros M, Znaor A, Soerjomataram I, Bray F (2024). Global Cancer Observatory: Cancer Today. Lyon, France: International Agency for Research on Cancer. Available from: <https://gco.iarc.who.int/today>, accessed [16.07.24]

Definitions: Incidence per 100,000

Leukemia

Men, 2022



Age:	20+
Area covered:	National
References:	Ferlay J, Ervik M, Lam F, Laversanne M, Colombet M, Mery L, Piñeros M, Znaor A, Soerjomataram I, Bray F (2024).Global Cancer Observatory: Cancer Today. Lyon, France: International Agency for Research on Cancer. Available from: https://gco.iarc.who.int/today , accessed [16.07.24]
Definitions:	Incidence per 100,000

Unless otherwise noted, overweight refers to a BMI between 25kg and 29.9kg/m², obesity refers to a BMI greater than 30kg/m².

Women, 2022

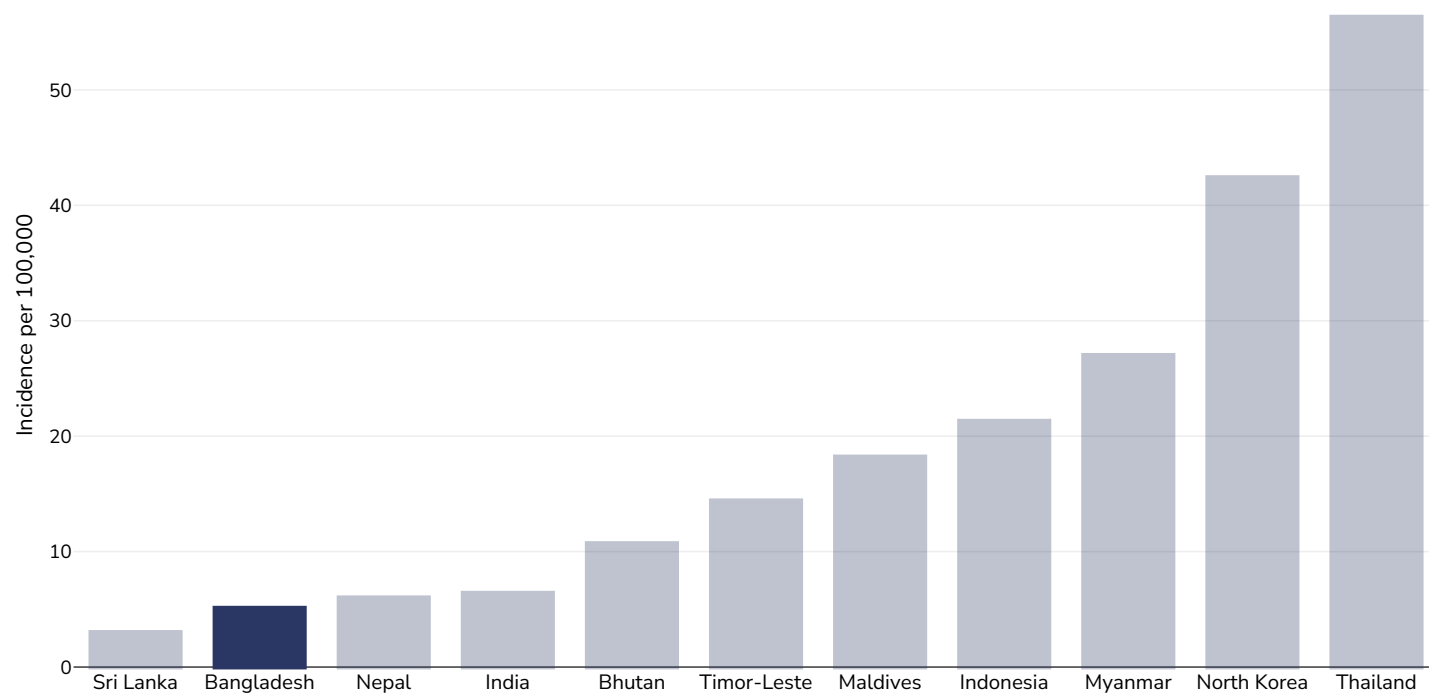


Age:	20+
Area covered:	National
References:	Ferlay J, Ervik M, Lam F, Laversanne M, Colombet M, Mery L, Piñeros M, Znaor A, Soerjomataram I, Bray F (2024).Global Cancer Observatory: Cancer Today. Lyon, France: International Agency for Research on Cancer. Available from: https://gco.iarc.who.int/today , accessed [16.07.24]
Definitions:	Incidence per 100,000

Unless otherwise noted, overweight refers to a BMI between 25kg and 29.9kg/m², obesity refers to a BMI greater than 30kg/m².

Liver and intrahepatic bile duct Cancer

Men, 2022



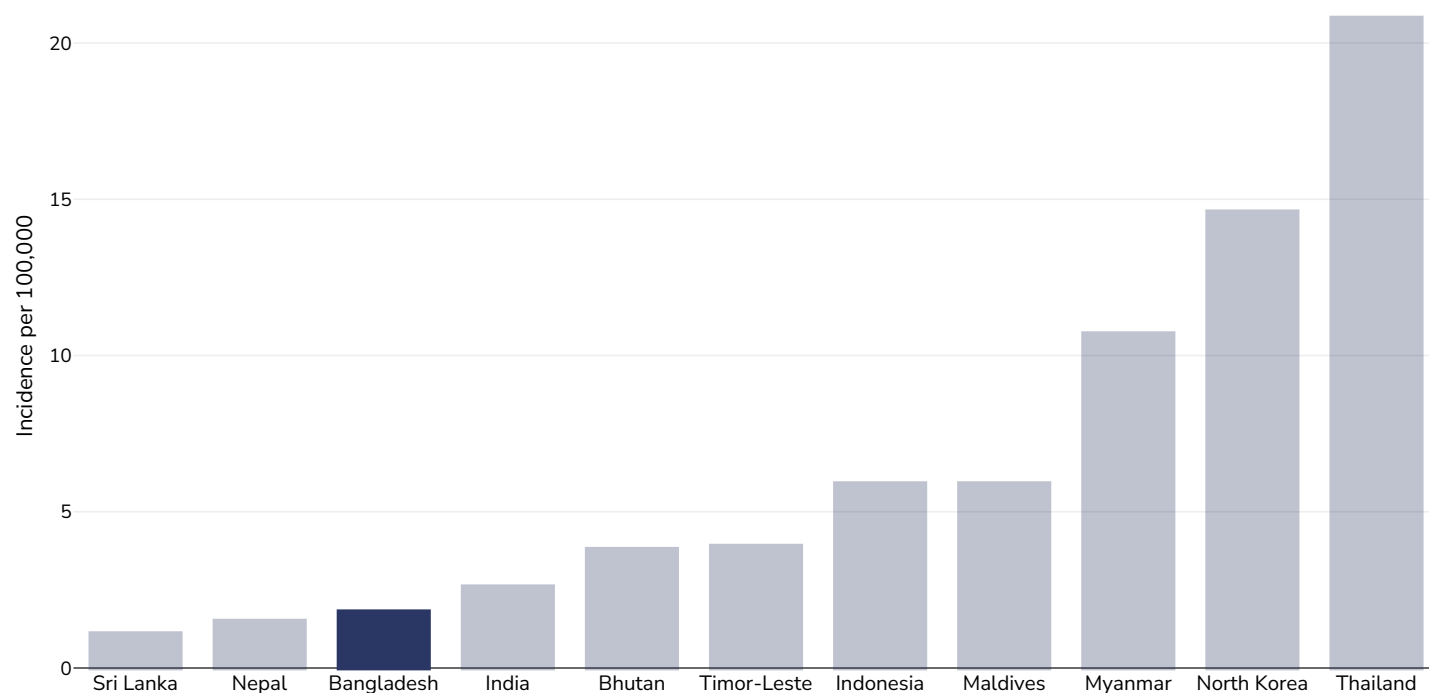
Age: 20+

Area covered: National

References: Ferlay J, Ervik M, Lam F, Laversanne M, Colombet M, Mery L, Piñeros M, Znaor A, Soerjomataram I, Bray F (2024). Global Cancer Observatory: Cancer Today. Lyon, France: International Agency for Research on Cancer. Available from: <https://gco.iarc.who.int/today>, accessed [16.07.24]

Definitions: Incidence per 100,000

Women, 2022



Age: 20+

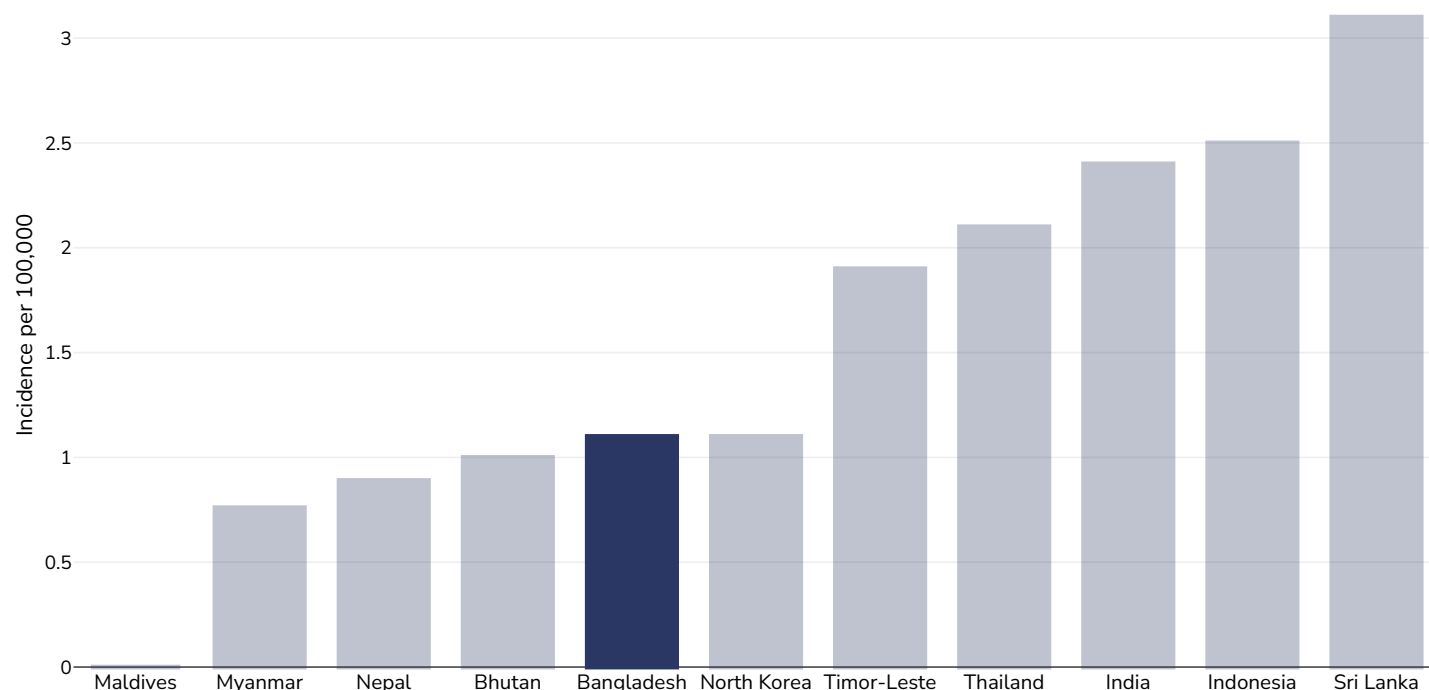
Area covered: National

References: Ferlay J, Ervik M, Lam F, Laversanne M, Colombet M, Mery L, Piñeros M, Znaor A, Soerjomataram I, Bray F (2024). Global Cancer Observatory: Cancer Today. Lyon, France: International Agency for Research on Cancer. Available from: <https://gco.iarc.who.int/today>, accessed [16.07.24]

Definitions: Incidence per 100,000

Multiple Myeloma

Men, 2022



Age: 20+

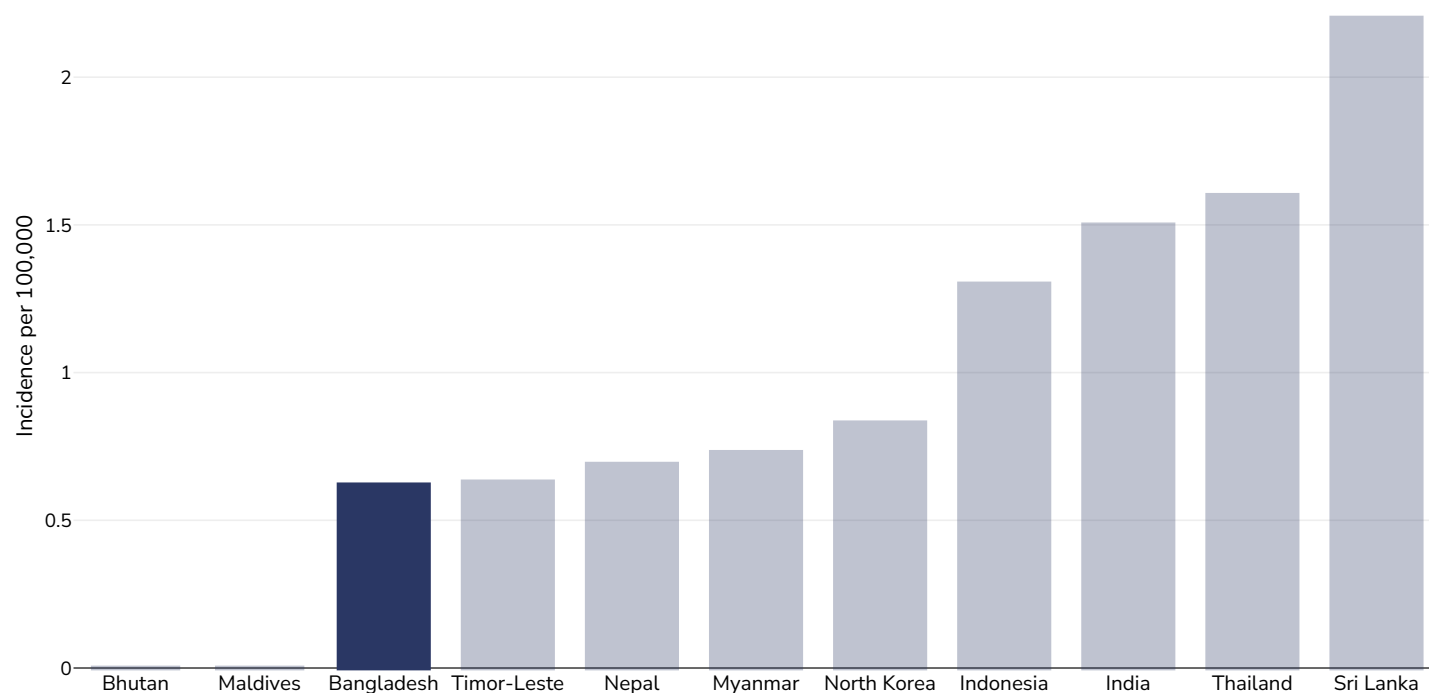
Area covered: National

References: Ferlay J, Ervik M, Lam F, Laversanne M, Colombet M, Mery L, Piñeros M, Znaor A, Soerjomataram I, Bray F (2024). Global Cancer Observatory: Cancer Today. Lyon, France: International Agency for Research on Cancer. Available from: <https://gco.iarc.who.int/today>, accessed [16.07.24]

Definitions: Incidence per 100,000

Unless otherwise noted, overweight refers to a BMI between 25kg and 29.9kg/m², obesity refers to a BMI greater than 30kg/m².

Women, 2022



Age: 20+

Area covered: National

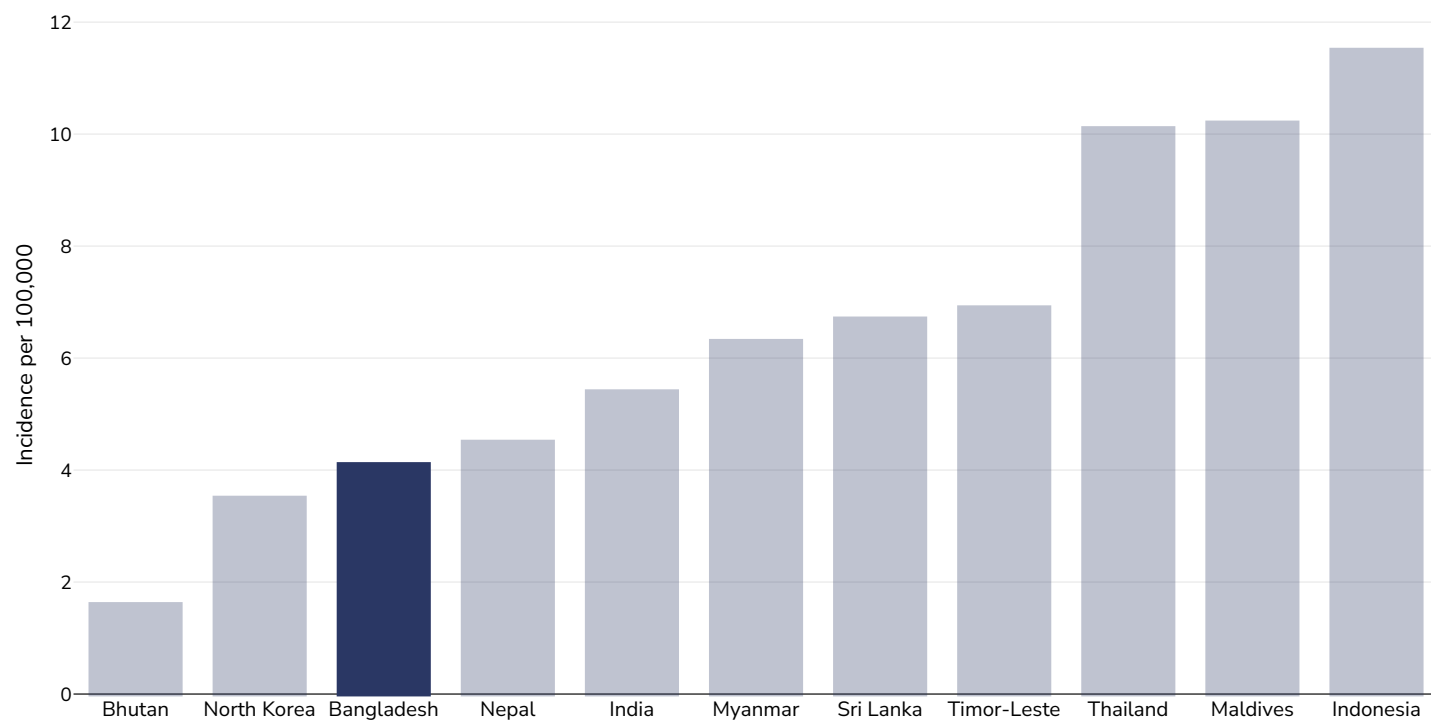
References: Ferlay J, Ervik M, Lam F, Laversanne M, Colombet M, Mery L, Piñeros M, Znaor A, Soerjomataram I, Bray F (2024). Global Cancer Observatory: Cancer Today. Lyon, France: International Agency for Research on Cancer. Available from: <https://gco.iarc.who.int/today>, accessed [16.07.24]

Definitions: Incidence per 100,000

Unless otherwise noted, overweight refers to a BMI between 25kg and 29.9kg/m², obesity refers to a BMI greater than 30kg/m².

Non Hodgkin Lymphoma

Men, 2022



Age: 20+

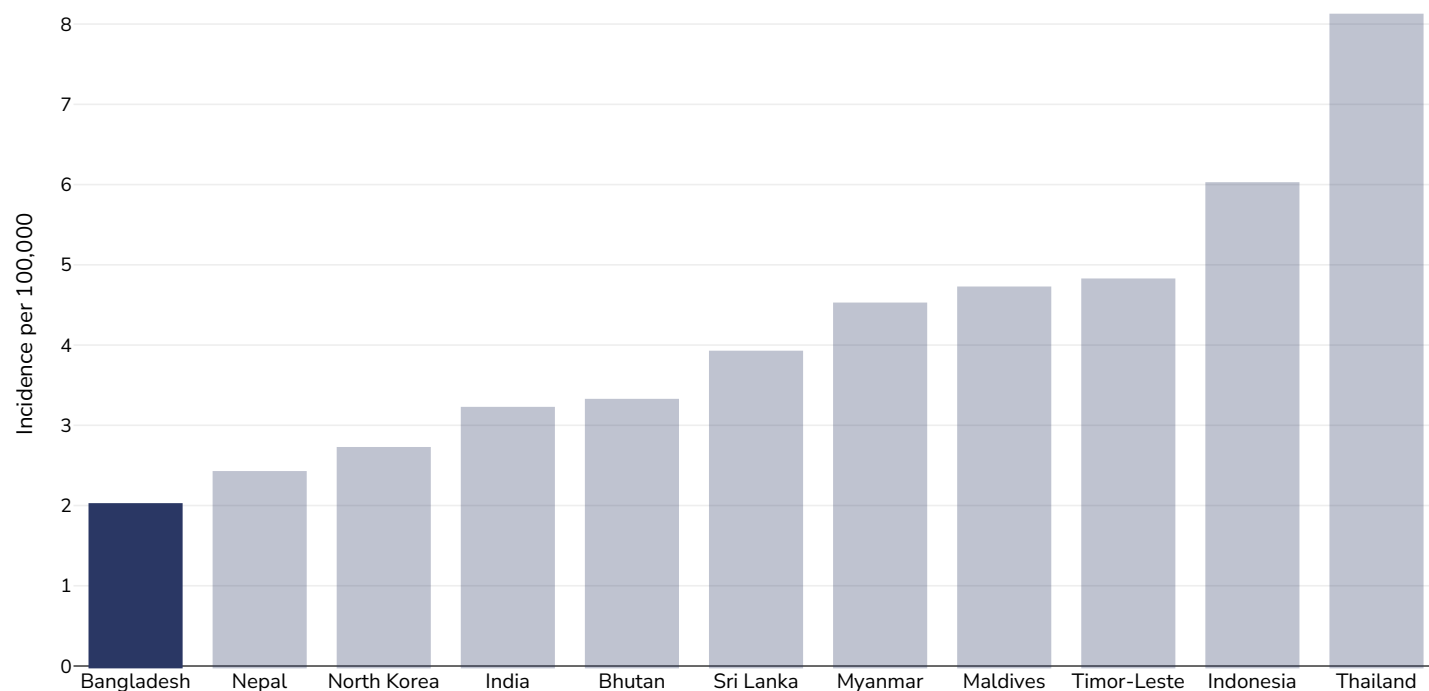
Area covered: National

References: Ferlay J, Ervik M, Lam F, Laversanne M, Colombet M, Mery L, Piñeros M, Znaor A, Soerjomataram I, Bray F (2024). Global Cancer Observatory: Cancer Today. Lyon, France: International Agency for Research on Cancer. Available from: <https://gco.iarc.who.int/today>, accessed [16.07.24]

Definitions: Incidence per 100,000

Unless otherwise noted, overweight refers to a BMI between 25kg and 29.9kg/m², obesity refers to a BMI greater than 30kg/m².

Women, 2022



Age: 20+

Area covered: National

References: Ferlay J, Ervik M, Lam F, Laversanne M, Colombet M, Mery L, Piñeros M, Znaor A, Soerjomataram I, Bray F (2024). Global Cancer Observatory: Cancer Today. Lyon, France: International Agency for Research on Cancer. Available from: <https://gco.iarc.who.int/today>, accessed [16.07.24]

Definitions: Incidence per 100,000

Unless otherwise noted, overweight refers to a BMI between 25kg and 29.9kg/m², obesity refers to a BMI greater than 30kg/m².


Thyroid Cancer

Men, 2022



Age:	20+
Area covered:	National
References:	Ferlay J, Ervik M, Lam F, Laversanne M, Colombet M, Mery L, Piñeros M, Znaor A, Soerjomataram I, Bray F (2024).Global Cancer Observatory: Cancer Today. Lyon, France: International Agency for Research on Cancer. Available from: https://gco.iarc.who.int/today , accessed [16.07.24]
Definitions:	Incidence per 100,000

Women, 2022



Age:	20+
Area covered:	National
References:	Ferlay J, Ervik M, Lam F, Laversanne M, Colombet M, Mery L, Piñeros M, Znaor A, Soerjomataram I, Bray F (2024).Global Cancer Observatory: Cancer Today. Lyon, France: International Agency for Research on Cancer. Available from: https://gco.iarc.who.int/today , accessed [16.07.24]
Definitions:	Incidence per 100,000

PDF created on September 9, 2025