

Report card

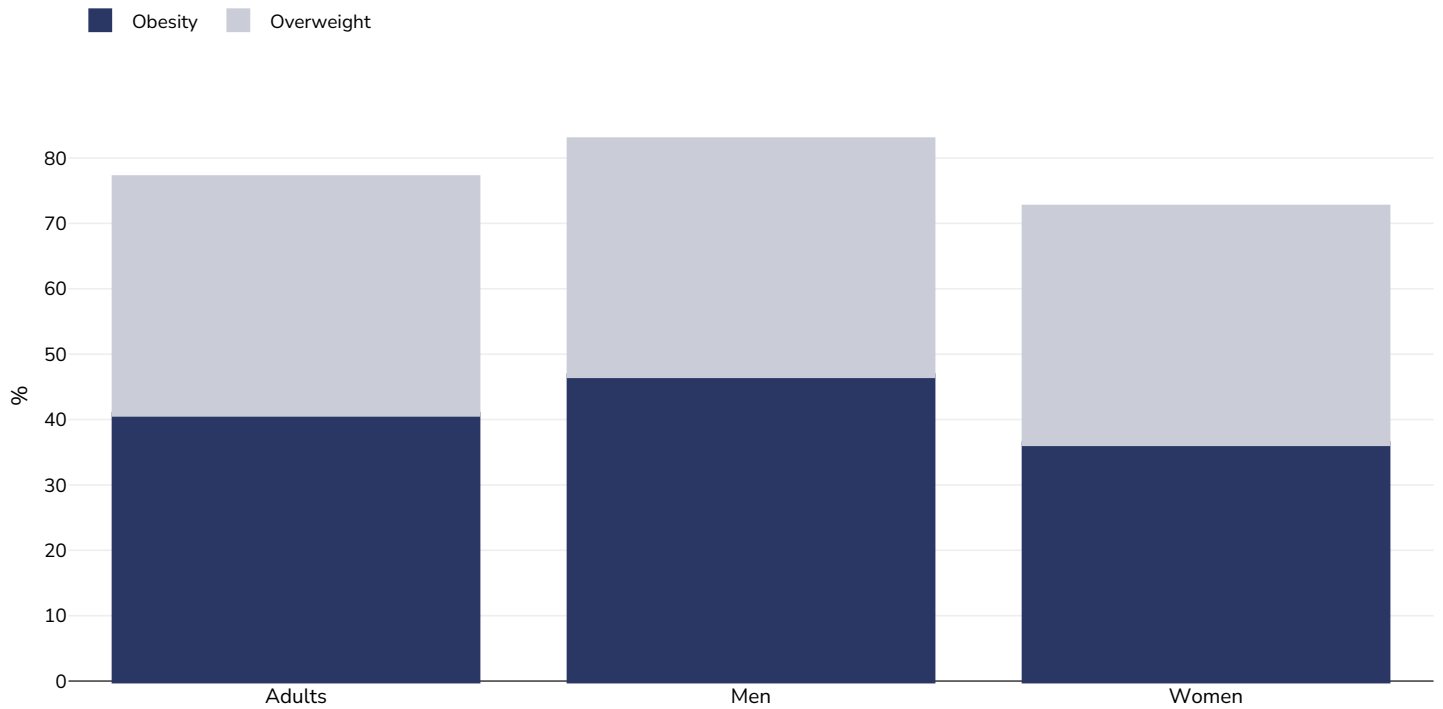
Aruba



Contents	Page
Obesity prevalence	2
Overweight/obesity by age	5
Diabetes prevalence	7

Obesity prevalence

Adults, 2006



Survey type:

Age:

Sample size:


Area covered:

References:

Aruba STEPS Survey 2006 https://content/uploads/2013/02/STEPS_Aruba_2006_Data_Book.pdf#:~:text=STEPS%20Aruba%202006%20was%20conducted%20from%20to%20chronic%20disease%20risk%20factor%20surveillance%E2%80%99%20was%20adopted (last acc

Unless otherwise noted, overweight refers to a BMI between 25kg and 29.9kg/m², obesity refers to a BMI greater than 30kg/m².

Children, 2012

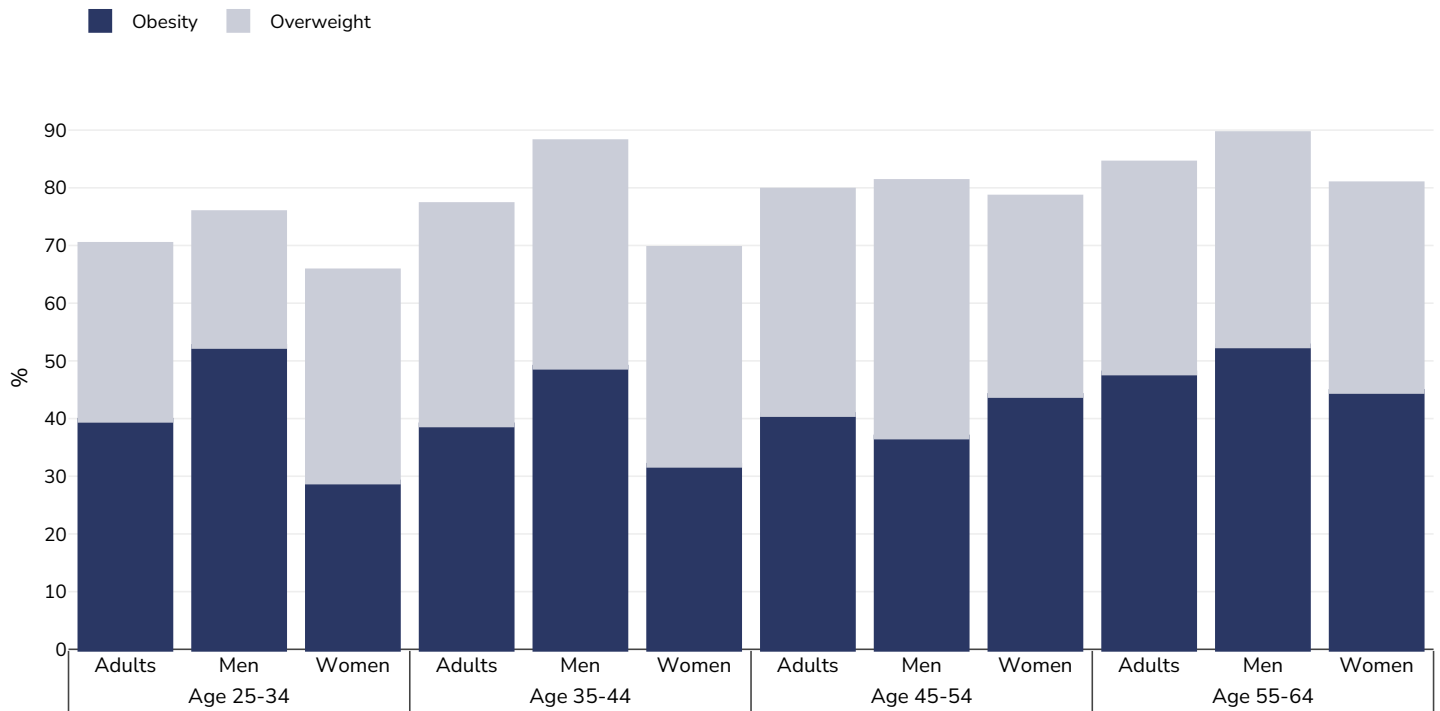


Survey type:	Measured
Age:	12-18
Sample size:	641

Area covered:	Subnational
References:	Youth Health Survey Aruba 2012 - The Department of Public Health of Aruba (DPH) https://cbs.aw/wp/wp-content/uploads/2013/01/Youth-Health-Survey-Aruba-2012-Report.pdf (last accessed 08.03.22).
Notes:	The sample for the Youth Health Survey Aruba 2012 was drawn by Central Bureau of Statistics (CBS) of Aruba, using the population data and of the population attending secondary schools. A random sample of all the classes of all 14 secondary schools on Aruba was drawn, comprehending 9058 adolescents. From this sample a sub sample was drawn for the collection of biometrical measurements.
Definitions:	In this survey the normative references for BMI for the male and female adolescents was taken from the Centre of Disease Control (CDC). BMI cut off points for the different weight categories varies for males and females.
Cutoffs:	CDC

Overweight/obesity by age

Adults, 2006



Survey type:

Sample size:

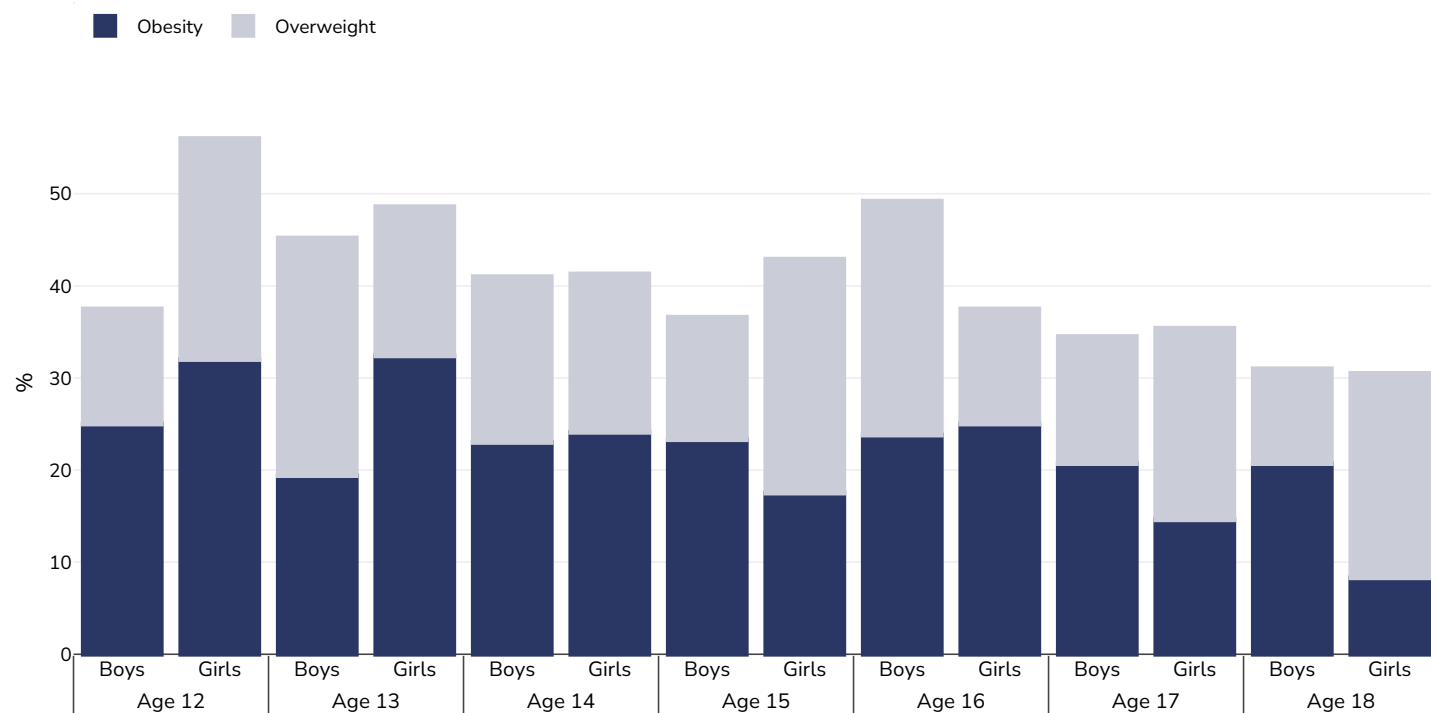
Area covered:

References:

Aruba STEPS Survey 2006 https://content/uploads/2013/02/STEPS_Aruba_2006_Data_Book.pdf#:~:text=STEPS%20Aruba%202006%20was%20conducted%20from%20to%20chronic%20disease%20risk%20factor%20surveillance%20was%20adopted (last accessed 10/10/2013)

Unless otherwise noted, overweight refers to a BMI between 25kg and 29.9kg/m², obesity refers to a BMI greater than or equal to 30kg/m².

Children, 2012



Survey type: Measured

Sample size: 641

Area covered: Subnational

References: Youth Health Survey Aruba 2012 - The Department of Public Health of Aruba (DPH) <https://cbs.aw/wp/wp-content/uploads/2013/01/Youth-Health-Survey-Aruba-2012-Report.pdf> (last accessed 08.03.22).


Notes: The sample for the Youth Health Survey Aruba 2012 was drawn by Central Bureau of Statistics (CBS) of Aruba, using the population data and of the population attending secondary schools. A random sample of all the classes of all 14 secondary schools on Aruba was drawn, comprehending 9058 adolescents. From this sample a sub sample was drawn for the collection of biometrical measurements.

Definitions: In this survey the normative references for BMI for the male and female adolescents was taken from the Centre of Disease Control (CDC). BMI cut off points for the different weight categories varies for males and females.

Cutoffs: CDC

Diabetes prevalence

Adults, 2021



Age: 20-79

Area covered: National

References: Reproduced with kind permission International Diabetes Federation. IDF Diabetes Atlas, 10th edn. Brussels, Belgium:International Diabetes Federation, 2021. <http://www.diabetesatlas.org>

Definitions: Age-adjusted comparative prevalence of diabetes, %

PDF created on June 17, 2024