




# Anguilla



## Country report card - adults

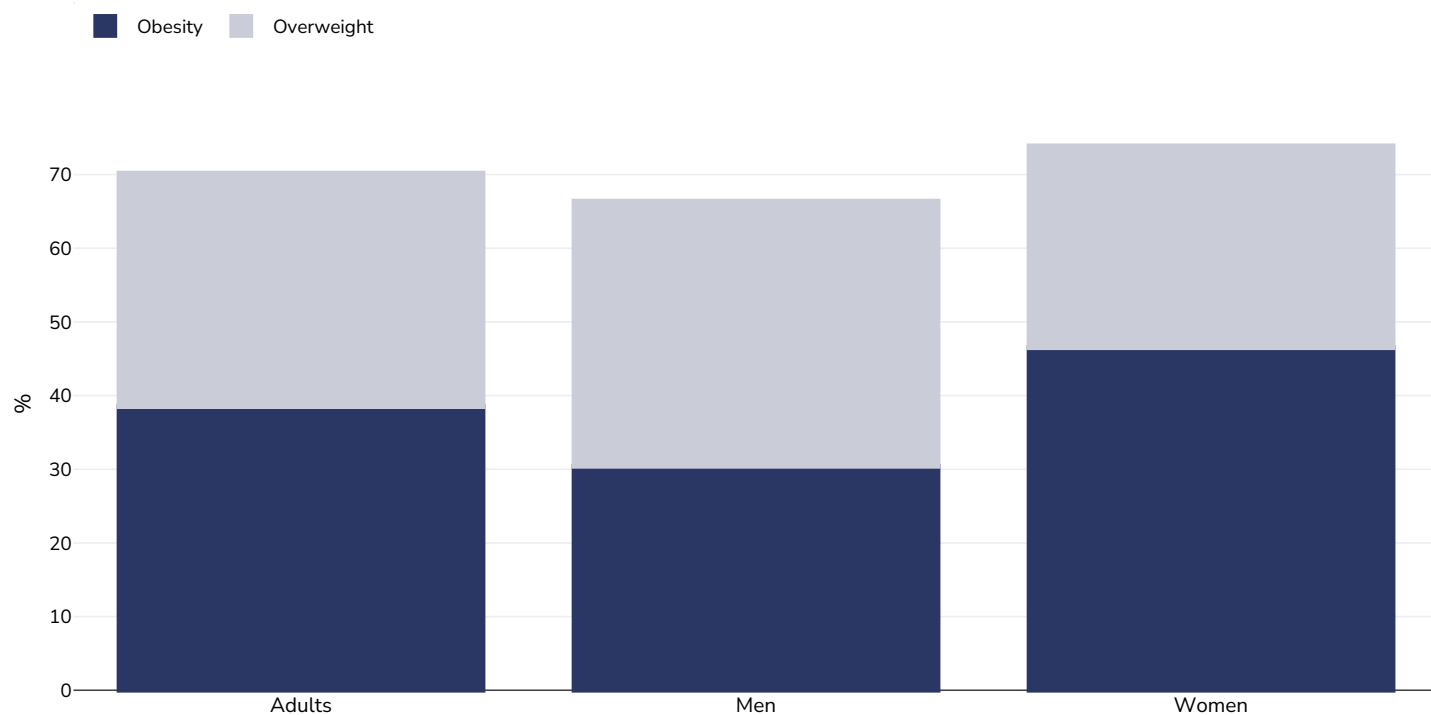
*This report card contains the latest data available on the Global Obesity Observatory on overweight and obesity for adults. Where available, data on common and relevant obesity drivers and comorbidities are also presented.*

*View the latest version of this report on the Global Obesity Observatory at <https://data.worldobesity.org/country/anguilla-253/>.*

Contents	Page
Obesity prevalence	3
Overweight/obesity by age	4

## Obesity prevalence

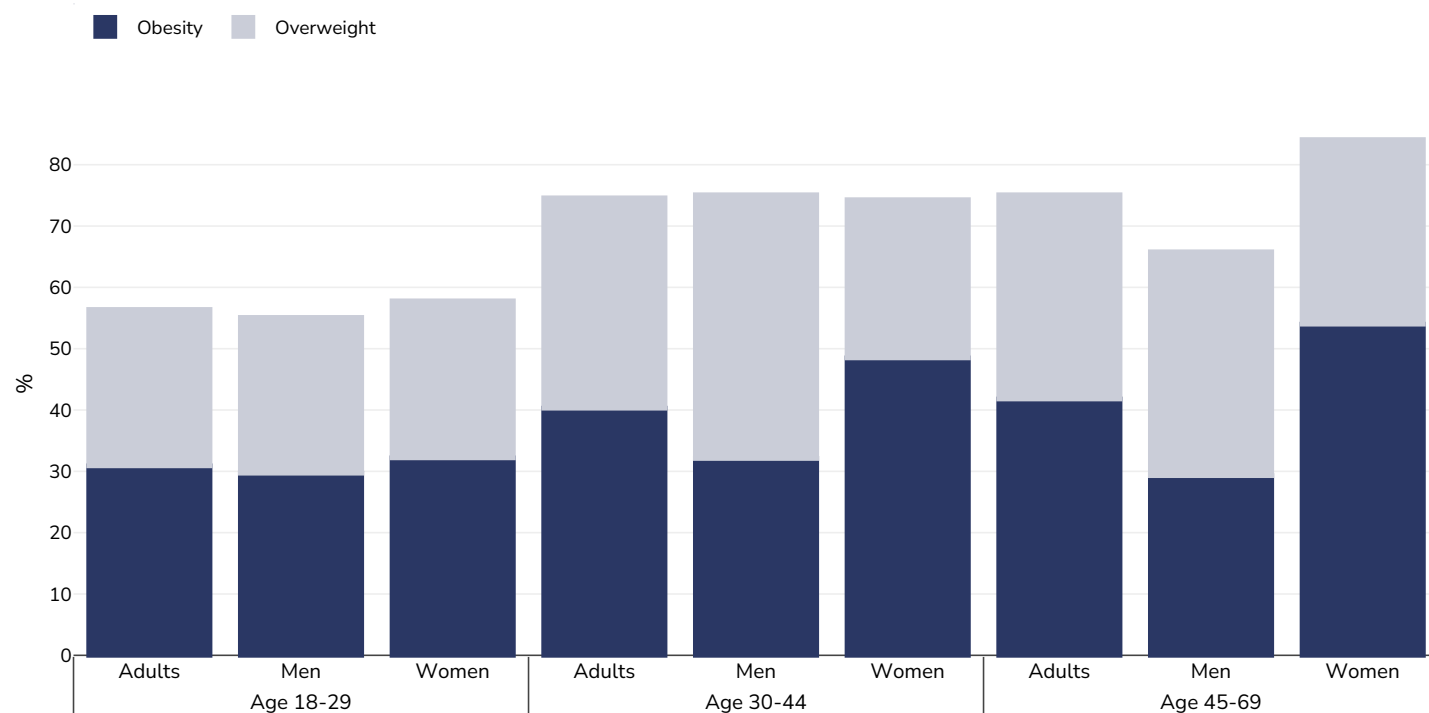
### Adults, 2016



Survey type:	Measured
Age:	18-69
Sample size:	1671
Area covered:	National
References:	2016 STEPS Country Report Anguilla Available at: <a href="https://cdn.who.int/media/docs/default-source/ncds/ncd-surveillance/data-reporting/anguilla/steps/anguilla_2016_steps_report.pdf?sfvrsn=68a20a0d_11&amp;download=true">https://cdn.who.int/media/docs/default-source/ncds/ncd-surveillance/data-reporting/anguilla/steps/anguilla_2016_steps_report.pdf?sfvrsn=68a20a0d_11&amp;download=true</a> (last accessed 1.12.22)
<i>Unless otherwise noted, overweight refers to a BMI between 25kg and 29.9kg/m<sup>2</sup>, obesity refers to a BMI greater than 30kg/m<sup>2</sup>.</i>	

## Overweight/obesity by age

### Adults, 2016



Sample size: 1671

Area covered: National

References: 2016 STEPS Country Report Anguilla Available at: [https://cdn.who.int/media/docs/default-source/ncds/ncd-surveillance/data-reporting/anguilla/steps/anguilla\\_2016\\_steps\\_report.pdf?sfvrsn=68a20a0d\\_11&download=true](https://cdn.who.int/media/docs/default-source/ncds/ncd-surveillance/data-reporting/anguilla/steps/anguilla_2016_steps_report.pdf?sfvrsn=68a20a0d_11&download=true) (lasta accessed 1.12.22)

Unless otherwise noted, overweight refers to a BMI between 25kg and 29.9kg/m<sup>2</sup>, obesity refers to a BMI greater than 30kg/m<sup>2</sup>.

PDF created on April 30, 2026