

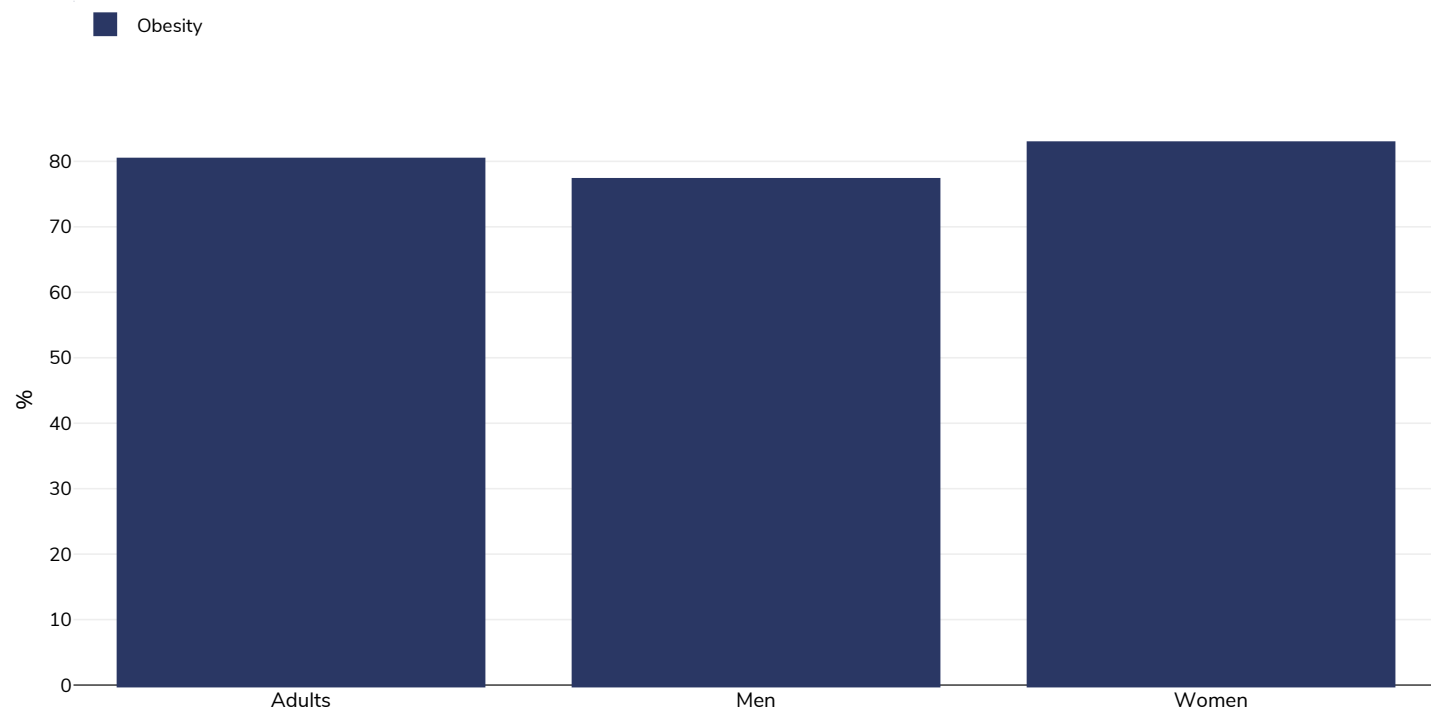
Report card American Samoa



Contents	Page
Obesity prevalence	2
Overweight/obesity by education	4
Overweight/obesity by age	5
Overweight/obesity by region	6
Estimated per capita fruit intake	7
Estimated per-capita processed meat intake	8
Estimated per capita whole grains intake	9
Diabetes prevalence	10
Contextual factors	11

Obesity prevalence

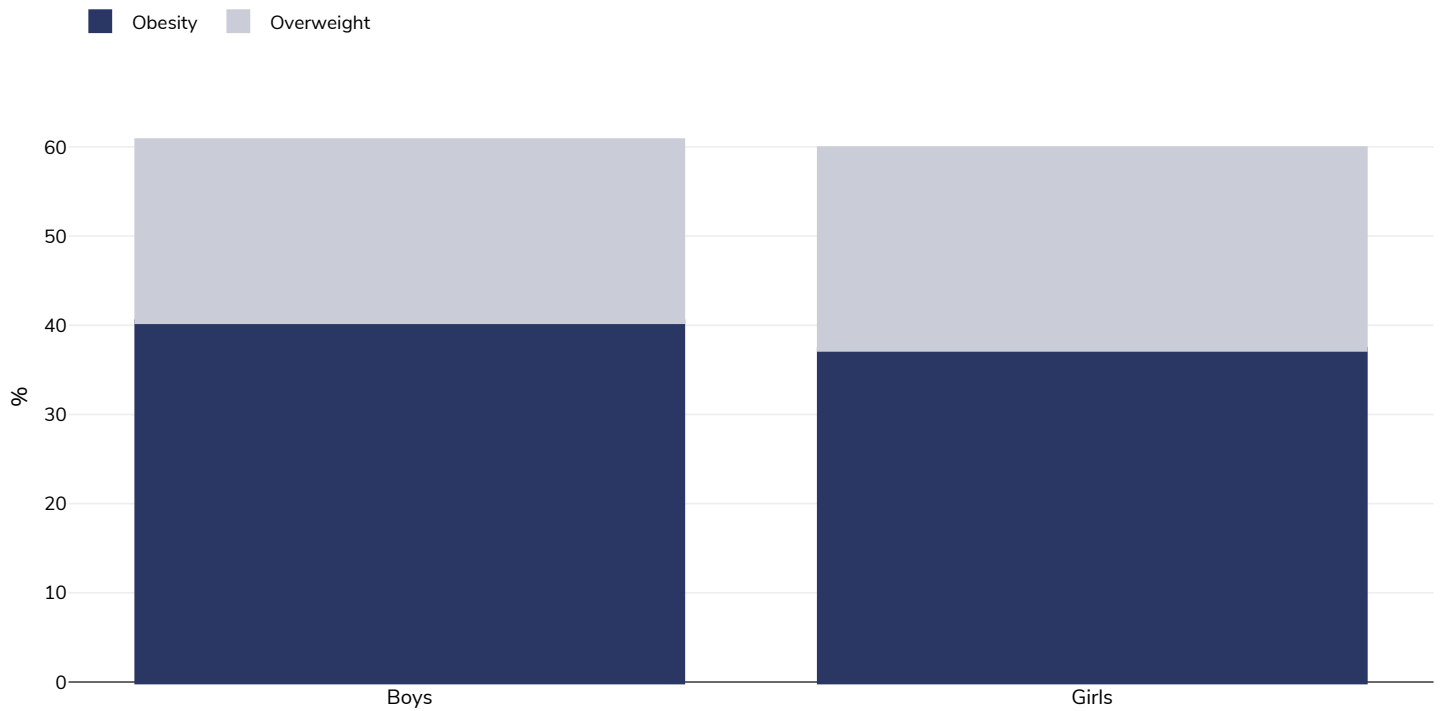
Adults, 2017-2018



Survey type:	Measured
Age:	18+
Sample size:	1005
Area covered:	National
References:	2017-2018 STEPS Country Report American Samoa. Available at: https://cdn.who.int/media/docs/default-source/ncds/ncd-surveillance/american_samoa_steps_hybrid_2017-2018-final-report.pdf?sfvrsn=2d828855_1&download=true (last accessed 05.12.22)

Unless otherwise noted, overweight refers to a BMI between 25kg and 29.9kg/m², obesity refers to a BMI greater than 30kg/m².

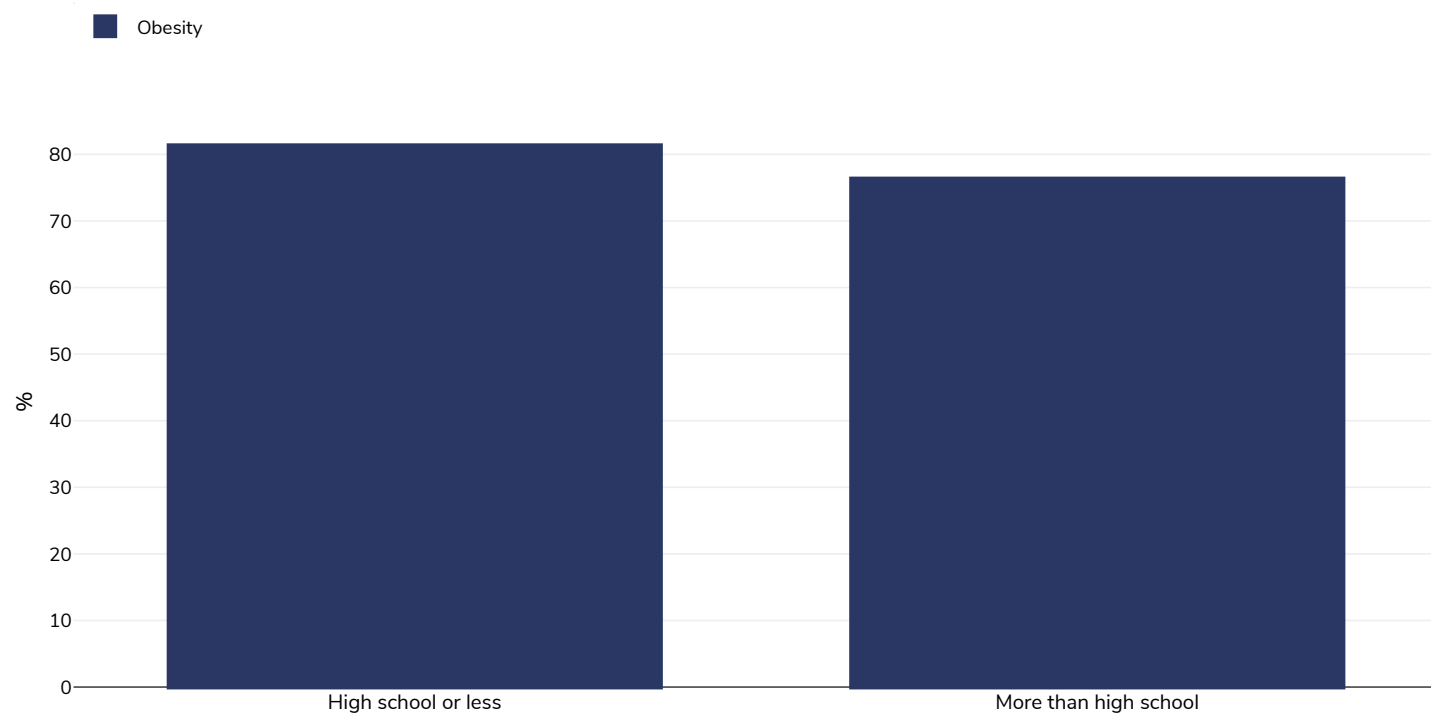
Children, 2011



Survey type:	Self-reported
Age:	14-18
Area covered:	National
References:	Kessaram, T., McKenzie, J., Girin, N. et al. Overweight, obesity, physical activity and sugar-sweetened beverage consumption in adolescents of Pacific islands: results from the Global School-Based Student Health Survey and the Youth Risk Behavior Surveillance System. BMC Obes 2, 34 (2015). https://doi.org/10.1186/s40608-015-0062-4
Notes:	Students in grades 9–12 (approximate age 14-18). No sample size noted. Sample was from the Youth Risk Behavior Surveillance System survey.
Cutoffs:	CDC

Overweight/obesity by education

Adults, 2017-2018

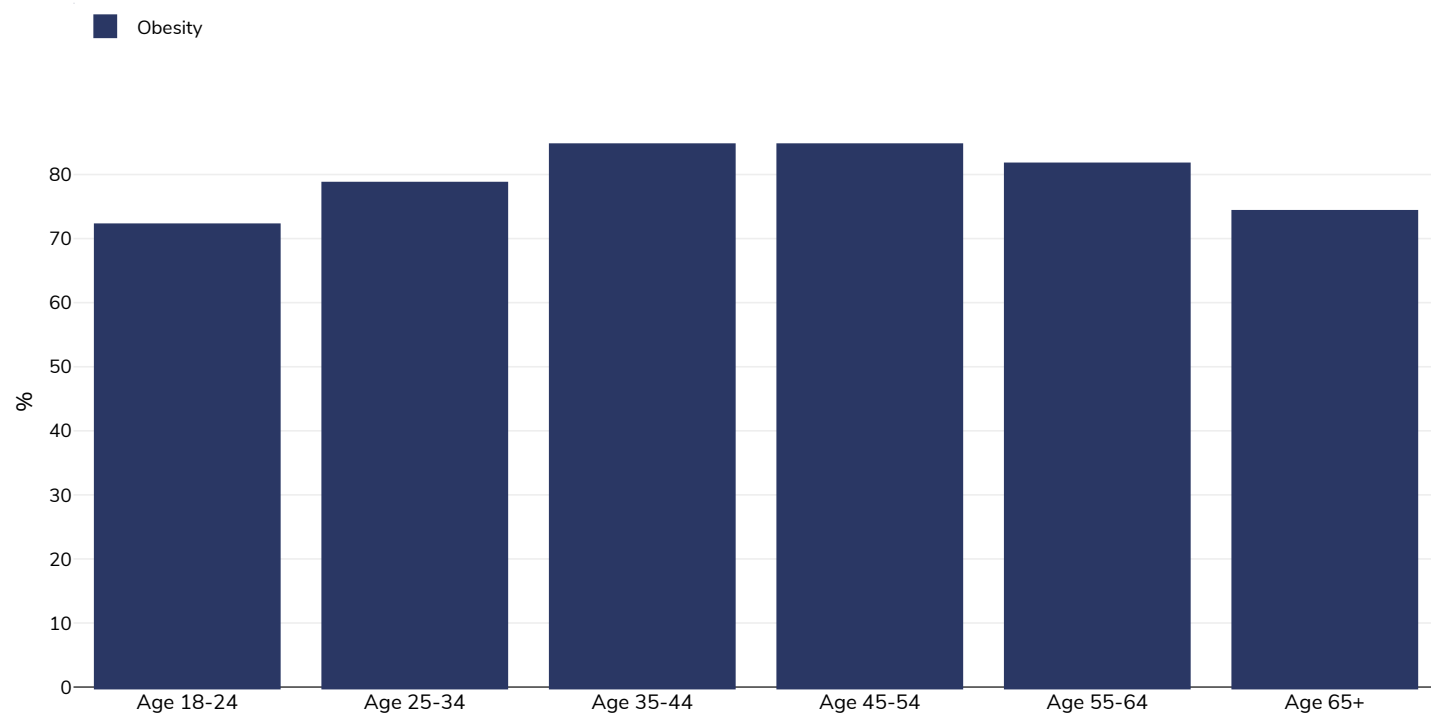


Survey type:	Measured
Age:	18+
Sample size:	1005
Area covered:	National
References:	2017-2018 STEPS Country Report American Samoa. Available at: https://cdn.who.int/media/docs/default-source/ncds/ncd-surveillance/american_samoa_steps_hybrid_2017-2018-final-report.pdf?sfvrsn=2d828855_1&download=true (last accessed 05.12.22)

Unless otherwise noted, overweight refers to a BMI between 25kg and 29.9kg/m², obesity refers to a BMI greater than 30kg/m².

Overweight/obesity by age

Adults, 2017-2018



Survey type: Measured

Sample size: 1005

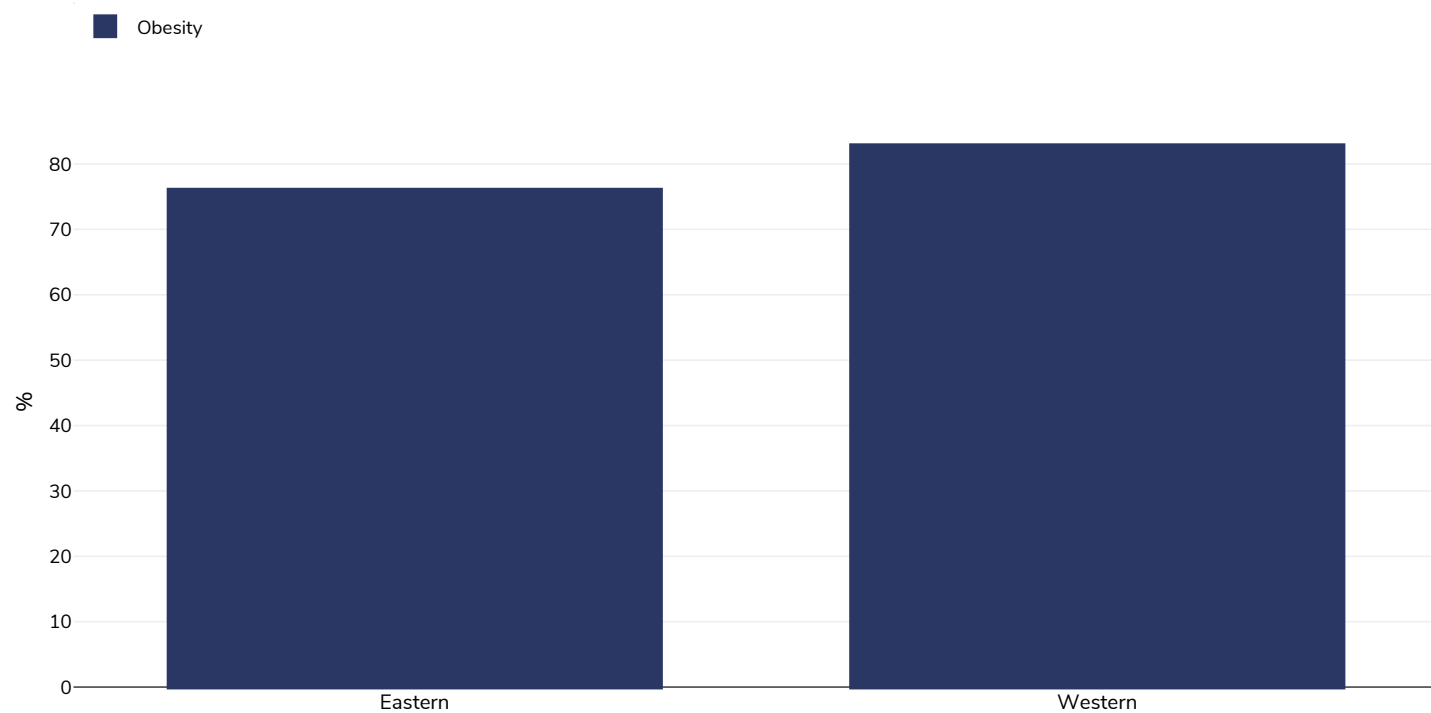
Area covered: National

References: 2017-2018 STEPS Country Report American Samoa. Available at: https://cdn.who.int/media/docs/default-source/ncds/ncd-surveillance/american_samoa_steps_hybrid_2017-2018-final-report.pdf?sfvrsn=2d828855_1&download=true (last accessed 05.12.22)

Unless otherwise noted, overweight refers to a BMI between 25kg and 29.9kg/m², obesity refers to a BMI greater than 30kg/m².

Overweight/obesity by region

Adults, 2017-2018




Survey type:	Measured
Age:	18+
Sample size:	1005
Area covered:	National
References:	2017-2018 STEPS Country Report American Samoa. Available at: https://cdn.who.int/media/docs/default-source/ncds/ncd-surveillance/american_samoa_steps_hybrid_2017-2018-final-report.pdf?sfvrsn=2d828855_1&download=true (last accessed 05.12.22)

Unless otherwise noted, overweight refers to a BMI between 25kg and 29.9kg/m², obesity refers to a BMI greater than 30kg/m².

Estimated per capita fruit intake


Adults, 2017



Survey type:	Measured
Age:	25+
References:	Global Burden of Disease, the Institute for Health Metrics and Evaluation http://ghdx.healthdata.org/
Definitions:	Estimated per-capita fruit intake (g/day)

Estimated per-capita processed meat intake

Adults, 2017



Survey type: Measured


Age: 25+

References: Global Burden of Disease, the Institute for Health Metrics and Evaluation <http://ghdx.healthdata.org/>

Definitions: Estimated per-capita processed meat intake (g per day)

Estimated per capita whole grains intake


Adults, 2017



Survey type:	Measured
Age:	25+
References:	Global Burden of Disease, the Institute for Health Metrics and Evaluation http://ghdx.healthdata.org/
Definitions:	Estimated per-capita whole grains intake (g/day)

Diabetes prevalence

Adults, 2021



Age: 20-79

Area covered: National

References: Reproduced with kind permission International Diabetes Federation. IDF Diabetes Atlas, 10th edn. Brussels, Belgium:International Diabetes Federation, 2021. <http://www.diabetesatlas.org>

Definitions: Age-adjusted comparative prevalence of diabetes, %

Contextual factors

Disclaimer: These contextual factors should be interpreted with care. Results are updated as regularly as possible and use very specific criteria. The criteria used and full definitions are available for download at the bottom of this page.



Labelling

Is there mandatory nutrition labelling?	✓
Front-of-package labelling?	?
Back-of-pack nutrition declaration?	?
Color coding?	✗
Warning label?	✗



Regulation and marketing

Are there fiscal policies on unhealthy products?	✓
Tax on unhealthy foods?	?
Tax on unhealthy drinks?	✗
Are there fiscal policies on healthy products?	✓
Subsidy on fruits?	✗
Subsidy on vegetables?	✗
Subsidy on other healthy products?	✗
Mandatory limit or ban of trans fat (all settings)?	✗
Mandatory limit of trans fats in place (all settings)?	✗
Ban on trans-fats or phos in place (all settings)?	✗
Are there any mandatory policies/marketing restrictions on the promotion of unhealthy food/drinks to children?	✗
Mandatory restriction on broadcast media?	✗
Mandatory restriction on non-broadcast media?	✗
Voluntary policies/marketing restrictions on the promotion of unhealthy food/drinks to children?	✗
Are there mandatory standards for food in schools?	?
Are there any mandatory nutrient limits in any manufactured food products?	✗
Nutrition standards for public sector procurement?	✗



Political will and support

National obesity strategy or nutrition and physical activity national strategy?	✗
National obesity strategy?	✗
National childhood obesity strategy?	✗
Comprehensive nutrition strategy?	✗
Comprehensive physical activity strategy?	✗
Evidence-based dietary guidelines and/or RDAs?	✗
National target(s) on reducing obesity?	✗
Guidelines/policy on obesity treatment?	✗
Promotion of breastfeeding?	✗



Monitoring and surveillance

Monitoring of the prevalence and incidence for the main obesity-related NCDs and risk factors?	✓
Within 5 years?	✗



Governance and resource

Multi-sectoral national co-ordination mechanism for obesity or nutrition (including obesity)?	✗
---	---

Key

Present
 Present (voluntary)
 Incoming
 Absent
 Unknown

Last updated November 27, 2022

PDF created on April 26, 2024