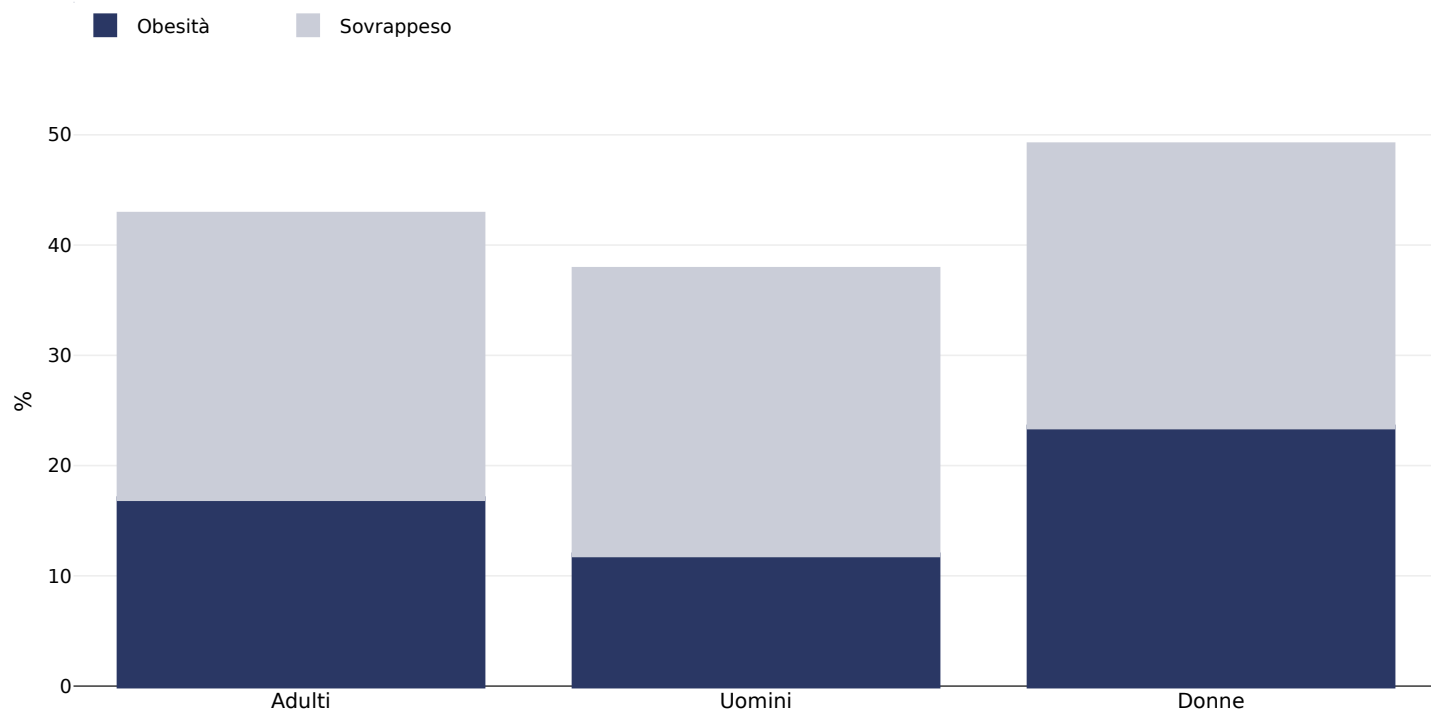


# Report card Afghanistan



## Prevalenza dell'obesità

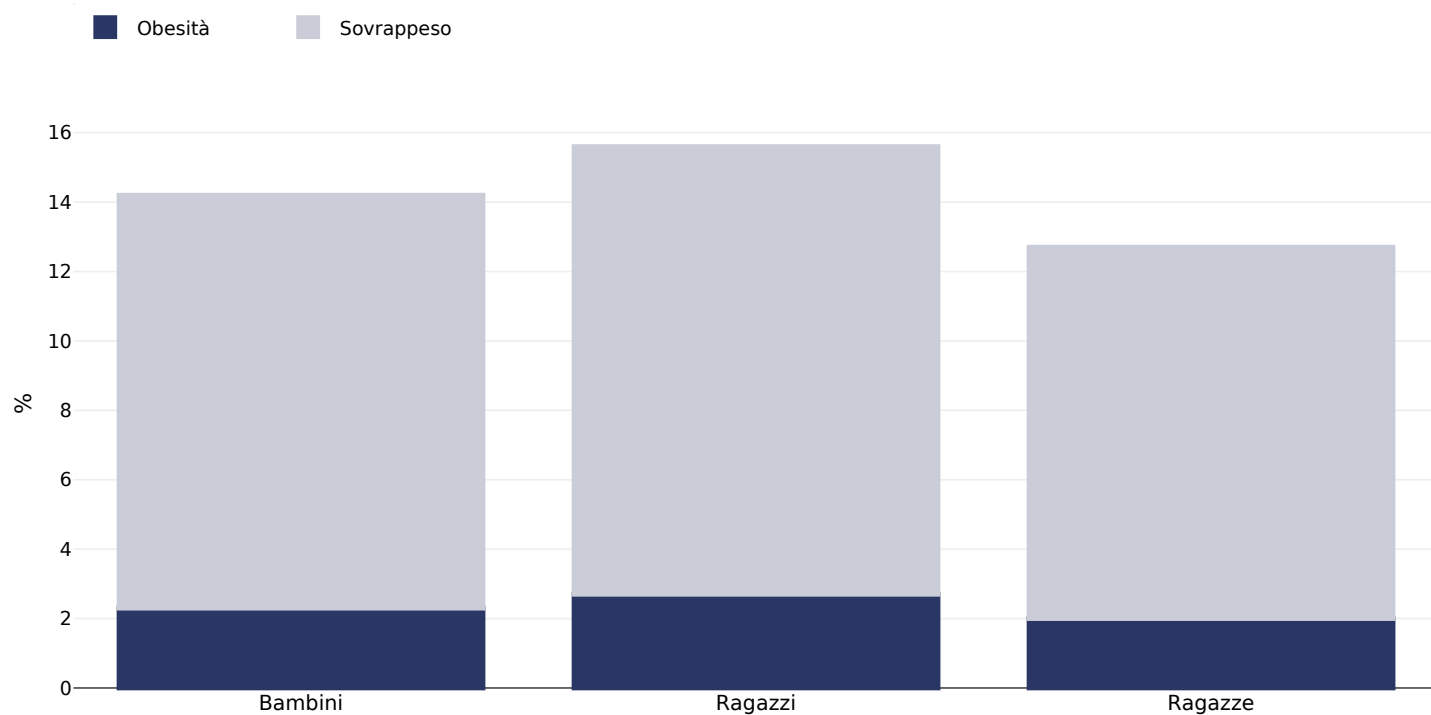
### Adulti, 2018



Tipo di sondaggio:	Misurato
Età:	18-69
Dimensioni del campione:	3666
Area coperta:	Nazionale
Riferimenti:	Afghanistan STEPS Survey 2018 <a href="https://extranet.who.int/ncdsmicrodata/index.php/catalog/782">https://extranet.who.int/ncdsmicrodata/index.php/catalog/782</a> (Last Accessed 03.11.2020)

Salvo diversa indicazione, il sovrappeso si riferisce a un BMI compreso tra 25 kg e 29,9 kg/m<sup>2</sup>, l'obesità si riferisce a un BMI superiore a 30 kg/m<sup>2</sup>.

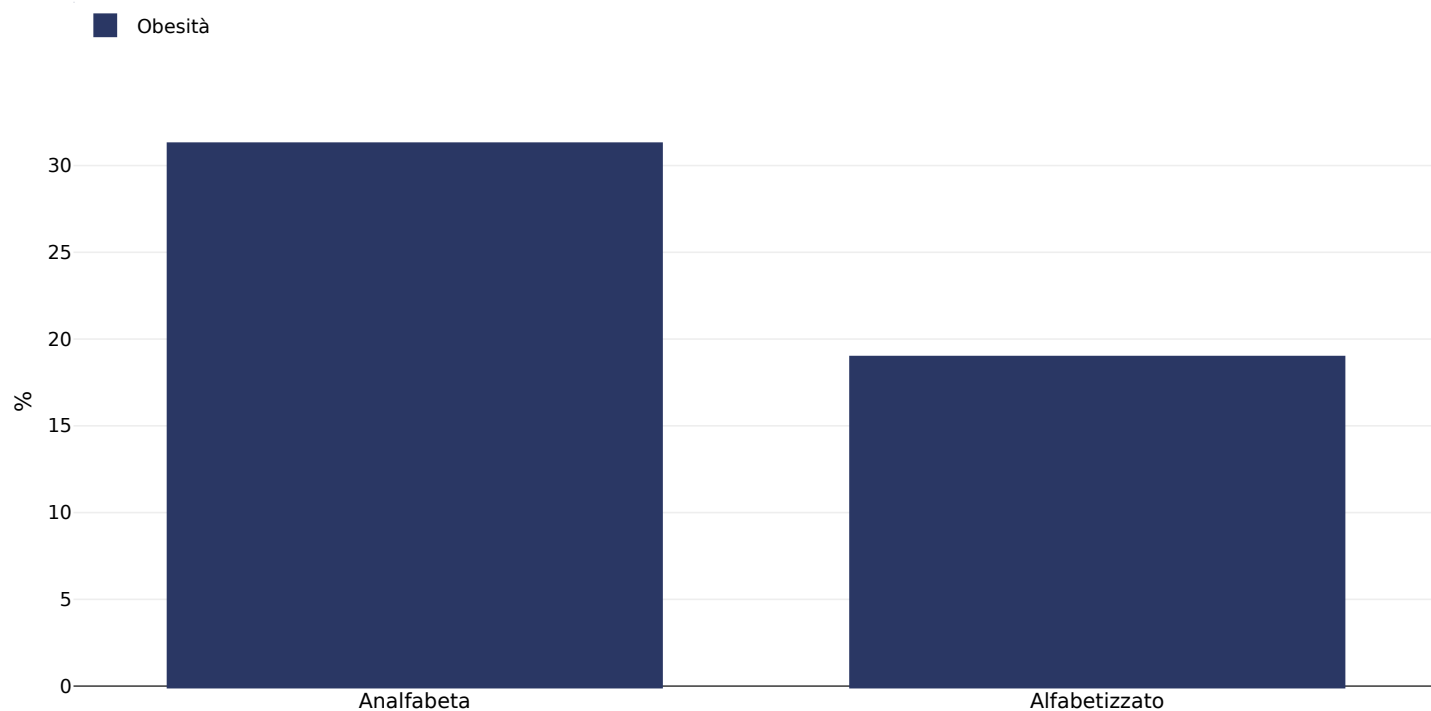
## Bambini, 2014



Tipo di sondaggio:	Auto-riferito
Età:	13-17
Dimensioni del campione:	2579
Area coperta:	Nazionale
Riferimenti:	Global School-based Student Health Survey (GSHS), available at <a href="https://www.who.int/ncds/surveillance/gshs/2014-GSHS-Afghanistan-fact-sheet.pdf?ua=1">https://www.who.int/ncds/surveillance/gshs/2014-GSHS-Afghanistan-fact-sheet.pdf?ua=1</a> (last accessed 25.11.20)
Note (disponibile solo in inglese):	WHO cutoffs.
Cutoffs:	WHO

## Sovrappeso/obesità per istruzione

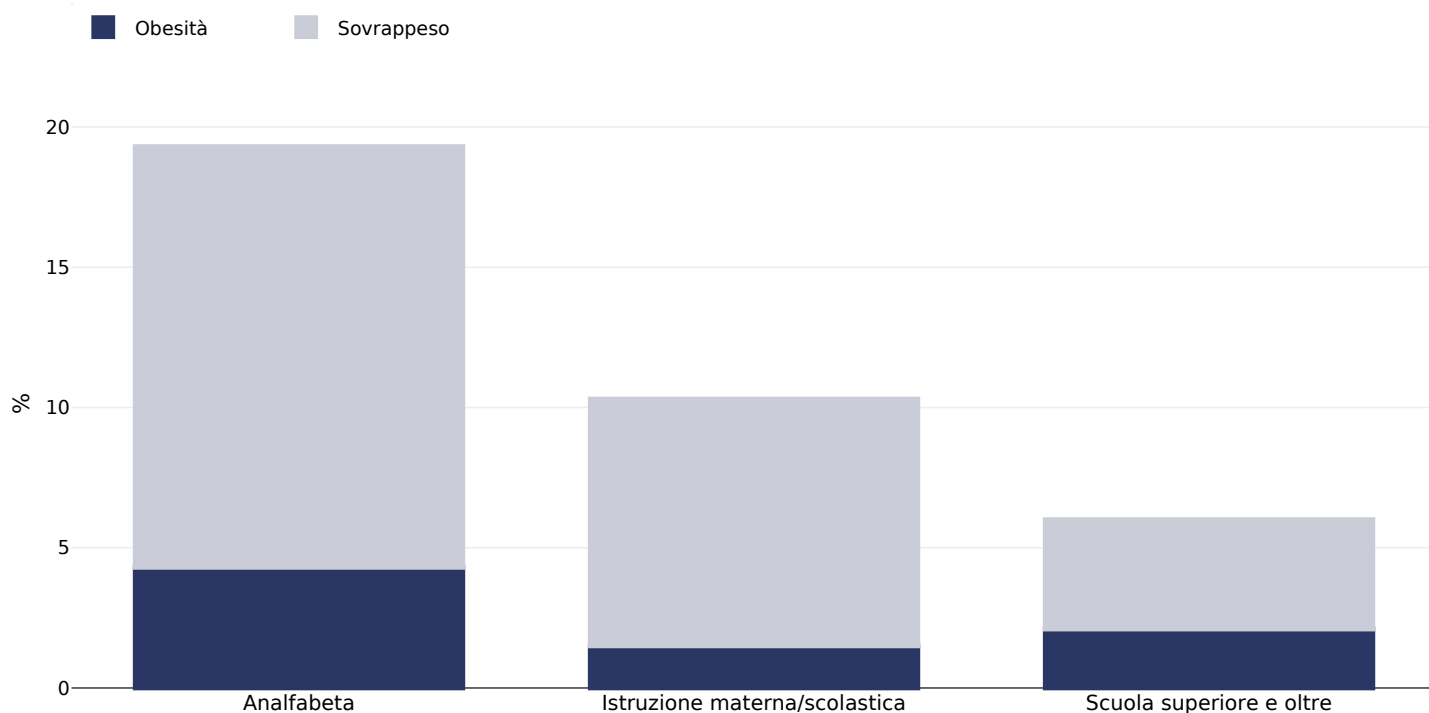
### Adulti, 2013



Tipo di sondaggio:	Misurato
Età:	25+
Dimensioni del campione:	1200
Area coperta:	Jalalabad City
Riferimenti:	Saeed KMI. Prevalence and associated risk factors for Obesity in Jalabad city - Afghanistan. Alexandria Journal of Medicine (2015) 51, 347-352

*Salvo diversa indicazione, il sovrappeso si riferisce a un BMI compreso tra 25 kg e 29,9 kg/m<sup>2</sup>, l'obesità si riferisce a un BMI superiore a 30 kg/m<sup>2</sup>.*

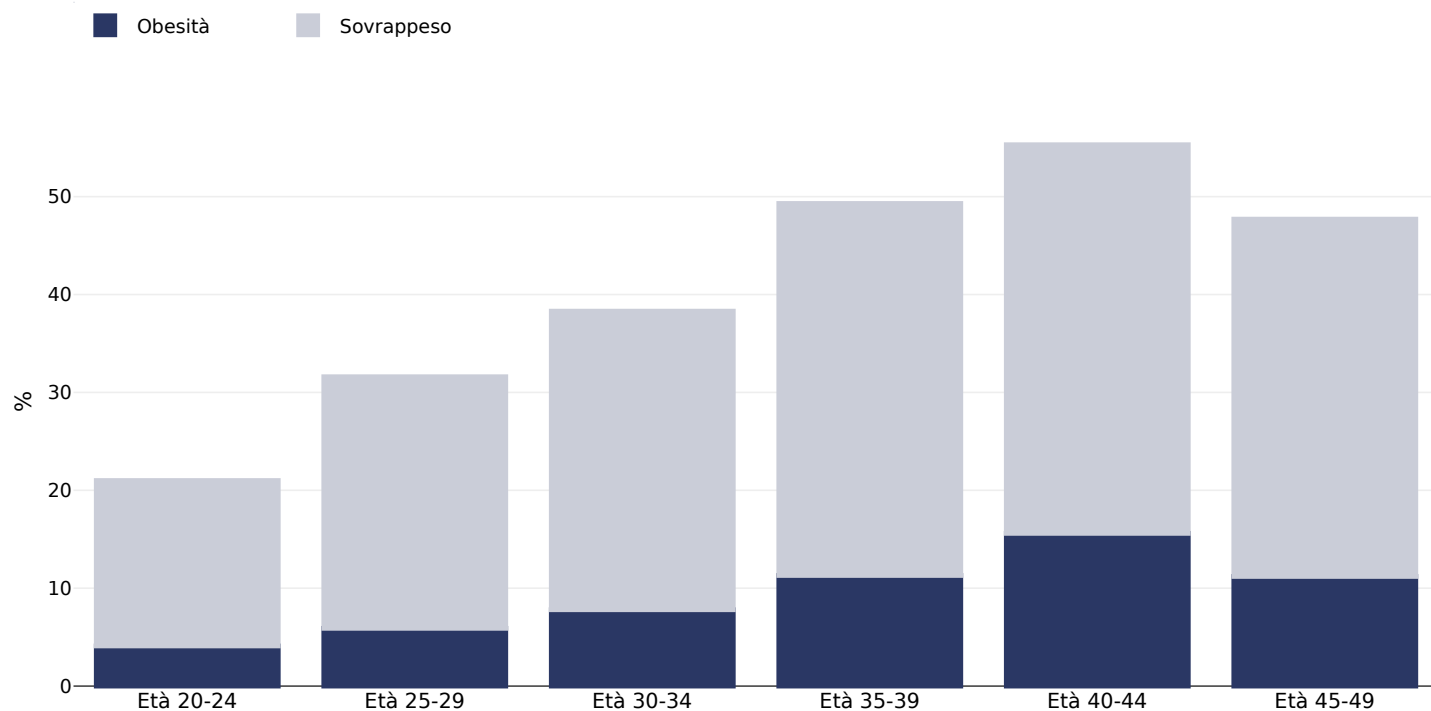
## Ragazze, 2013



Tipo di sondaggio:	Misurato
Età:	15-19
Dimensioni del campione:	5808
Area coperta:	Nazionale
Riferimenti:	National Nutrition Survey Afghanistan 2013. Survey Report. Available from: <a href="https://reliefweb.int/sites/reliefweb.int/files/resources/Report%20NNS%20Afghanistan%202013%20(July%2026-14).pdf">https://reliefweb.int/sites/reliefweb.int/files/resources/Report%20NNS%20Afghanistan%202013%20(July%2026-14).pdf</a> . [Last Accessed 16th January 2019].
Note (disponibile solo in inglese):	WHO cut-offs used
Cutoffs:	WHO

## Sovrappeso/obesità per età

### Donne, 2013



Tipo di sondaggio: Misurato

Dimensioni del campione: 11124

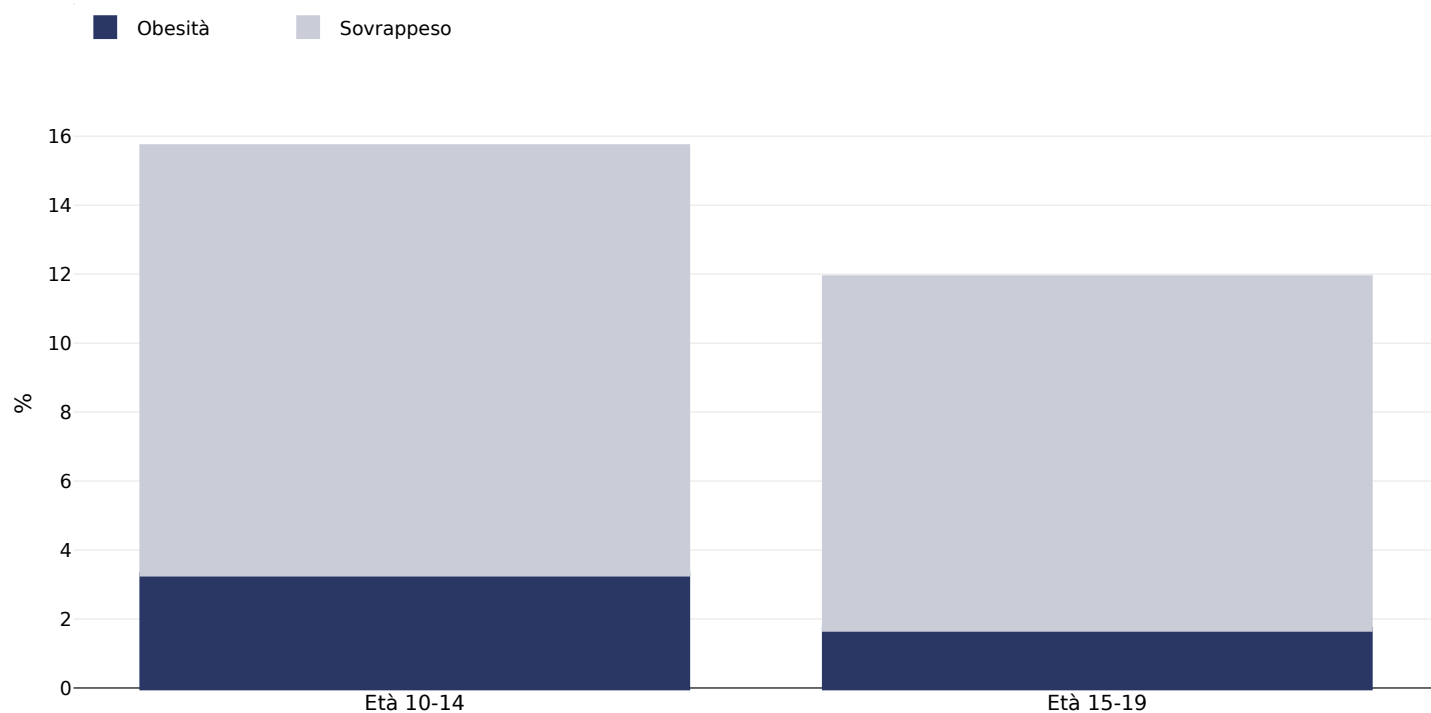
Area coperta: Nazionale

Riferimenti: National Nutrition Survey Afghanistan 2013. Survey Report. Available from: [https://reliefweb.int/sites/reliefweb.int/files/resources/Report%20NNS%20Afghanistan%202013%20\(July%202013-14\).pdf](https://reliefweb.int/sites/reliefweb.int/files/resources/Report%20NNS%20Afghanistan%202013%20(July%202013-14).pdf). [Last Accessed 16th January 2019].

Note (disponibile solo in inglese): Demographic Health Survey data includes ever married women aged 15-49 years only and may include males aged 15-59.

Salvo diversa indicazione, il sovrappeso si riferisce a un BMI compreso tra 25 kg e 29,9 kg/m<sup>2</sup>, l'obesità si riferisce a un BMI superiore a 30 kg/m<sup>2</sup>.

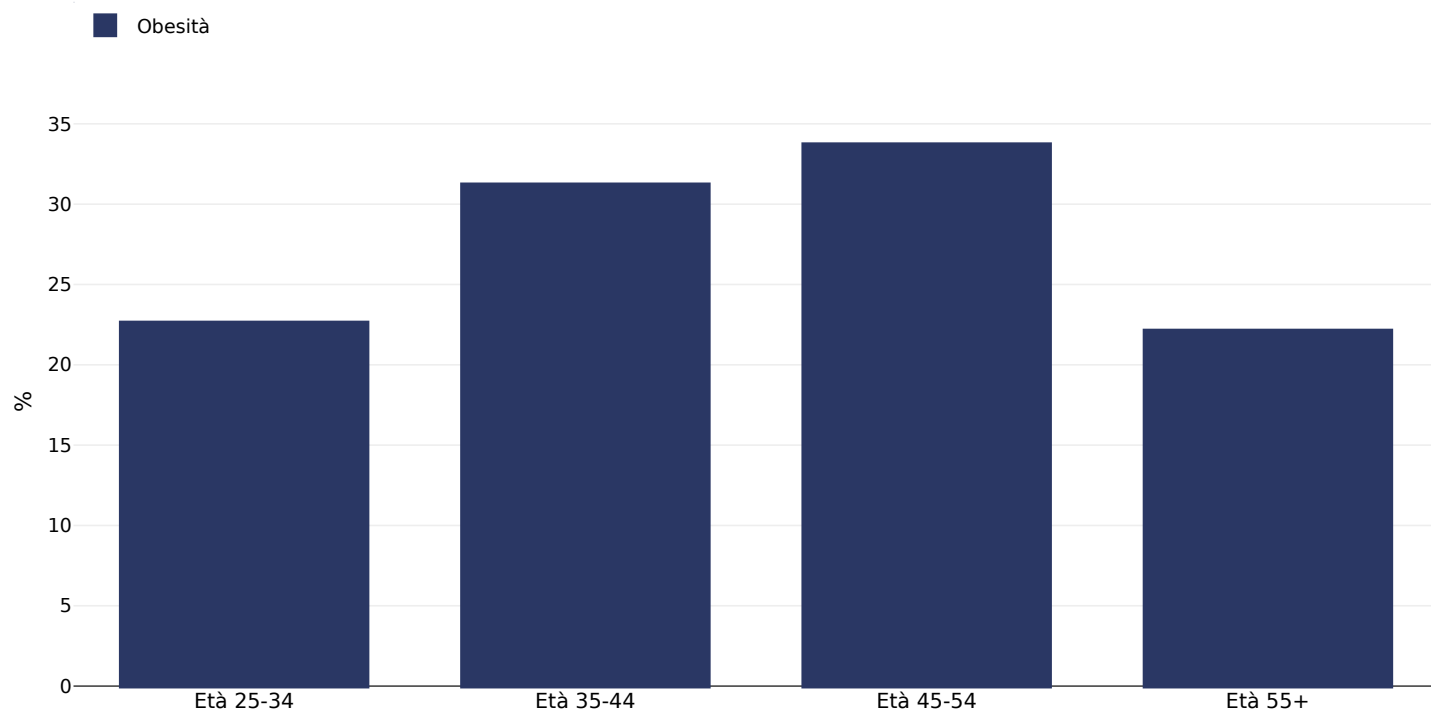
## Ragazze, 2013



Tipo di sondaggio:	Misurato
Dimensioni del campione:	5808
Area coperta:	Nazionale
Riferimenti:	National Nutrition Survey Afghanistan 2013. Survey Report. Available from: <a href="https://reliefweb.int/sites/reliefweb.int/files/resources/Report%20NNS%20Afghanistan%202013%20(July%2026-14).pdf">https://reliefweb.int/sites/reliefweb.int/files/resources/Report%20NNS%20Afghanistan%202013%20(July%2026-14).pdf</a> . [Last Accessed 16th January 2019].
Note (disponibile solo in inglese):	WHO cut-offs used.
Cutoffs:	WHO

## Sovrappeso/obesità per regione

### Adulti, 2015



Tipo di sondaggio: Misurato

Dimensioni del campione: 1200

Area coperta: Regional - Jalalabad

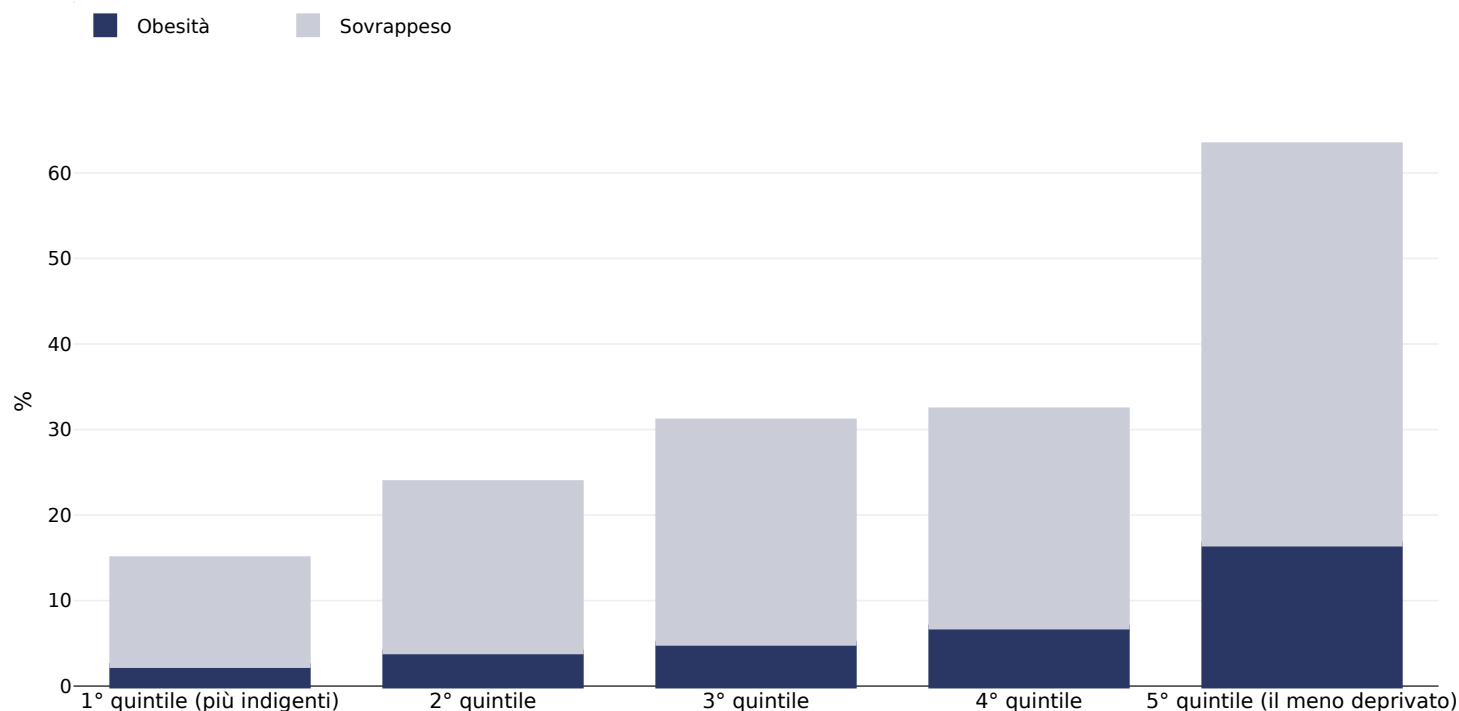
Riferimenti: Profile of risk factors for noncommunicable diseases in major cities of Afghanistan: WHO STEPwise approach. <https://applications.emro.who.int/emhj/v26/04/10203397-2020-2604-388-399.pdf> (last accessed 19.05.2022)

Salvo diversa indicazione, il sovrappeso si riferisce a un BMI compreso tra 25 kg e 29,9 kg/m<sup>2</sup>, l'obesità si riferisce a un BMI superiore a 30 kg/m<sup>2</sup>.



## Sovrappeso/obesità per gruppo socio-economico

### Donne, 2013

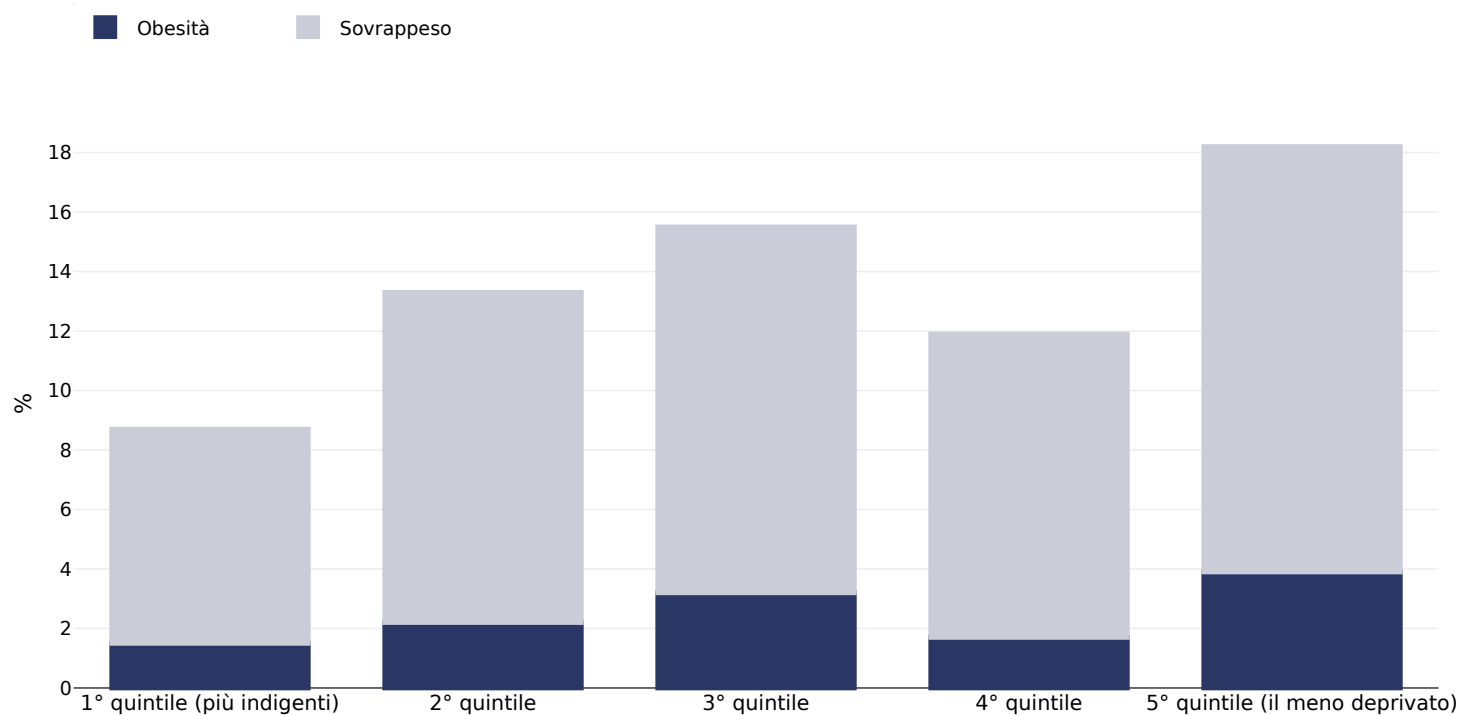


Tipo di sondaggio:	Misurato
Età:	15-49
Dimensioni del campione:	11,124
Area coperta:	Nazionale
Riferimenti:	National Nutrition Survey Afghanistan 2013. Survey Report. Available from: <a href="https://reliefweb.int/sites/reliefweb.int/files/resources/Report%20NNS%20Afghanistan%202013%20(July%2026-14).pdf">https://reliefweb.int/sites/reliefweb.int/files/resources/Report%20NNS%20Afghanistan%202013%20(July%2026-14).pdf</a> . [Last Accessed 16th January 2019].

Note (disponibile solo in inglese): Demographic Health Survey data includes ever married women aged 15-49 years only and may include males aged 15-59.

Salvo diversa indicazione, il sovrappeso si riferisce a un BMI compreso tra 25 kg e 29,9 kg/m<sup>2</sup>, l'obesità si riferisce a un BMI superiore a 30 kg/m<sup>2</sup>.

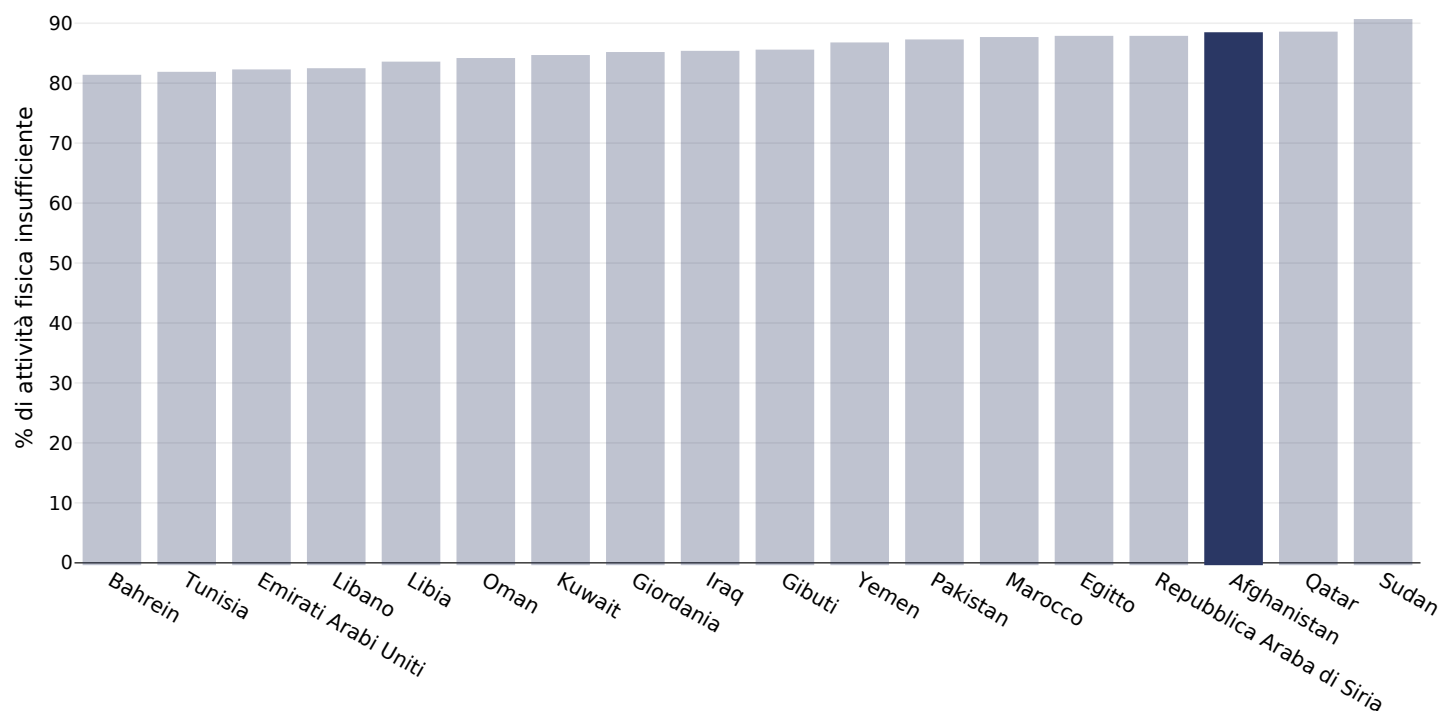
## Ragazze, 2013



Tipo di sondaggio:	Misurato
Età:	15-19
Dimensioni del campione:	5808
Area coperta:	Nazionale
Riferimenti:	National Nutrition Survey Afghanistan 2013. Survey Report. Available from: <a href="https://reliefweb.int/sites/reliefweb.int/files/resources/Report%20NNS%20Afghanistan%202013%20(July%2026-14).pdf">https://reliefweb.int/sites/reliefweb.int/files/resources/Report%20NNS%20Afghanistan%202013%20(July%2026-14).pdf</a> . [Last Accessed 16th January 2019].
Note (disponibile solo in inglese):	WHO cut-offs used.
Cutoffs:	WHO

## Attività fisica insufficiente

### Bambini, 2016



Tipo di sondaggio:

Auto-riferito

Età:

11-17

Riferimenti:

Global Health Observatory data repository, World Health Organisation, <https://apps.who.int/gho/data/node.main.A893ADO?lang=en> (last accessed 16.03.21)

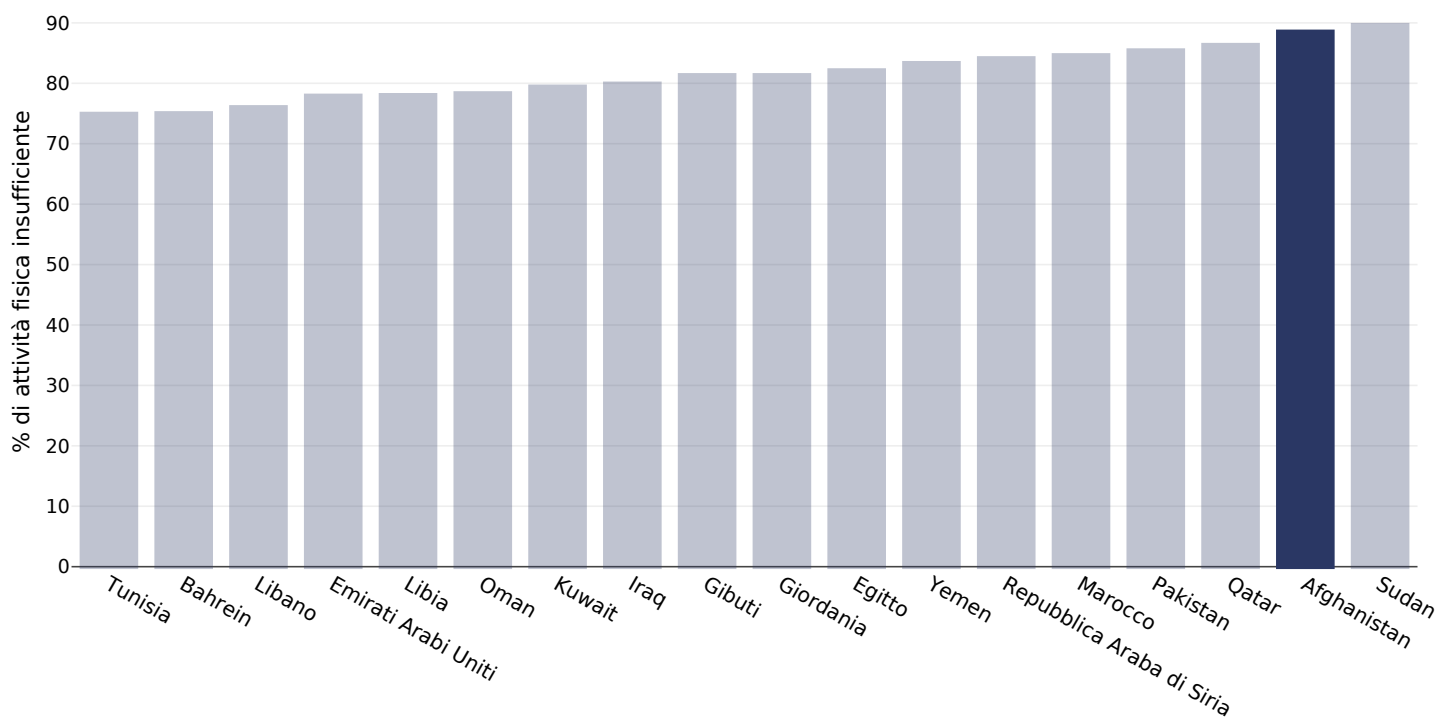
Note (disponibile solo in inglese):

% of school going adolescents not meeting WHO recommendations on Physical Activity for Health, i.e. doing less than 60 minutes of moderate- to vigorous-intensity physical activity daily.

Definizioni (disponibile solo in inglese):

% Adolescents insufficiently active (age standardised estimate)

## Ragazzi, 2016



Tipo di sondaggio:

Auto-riferito

Età:

11-17

Riferimenti:

Global Health Observatory data repository, World Health Organisation, <https://apps.who.int/gho/data/node.main.A893ADO?lang=en> (last accessed 16.03.21)

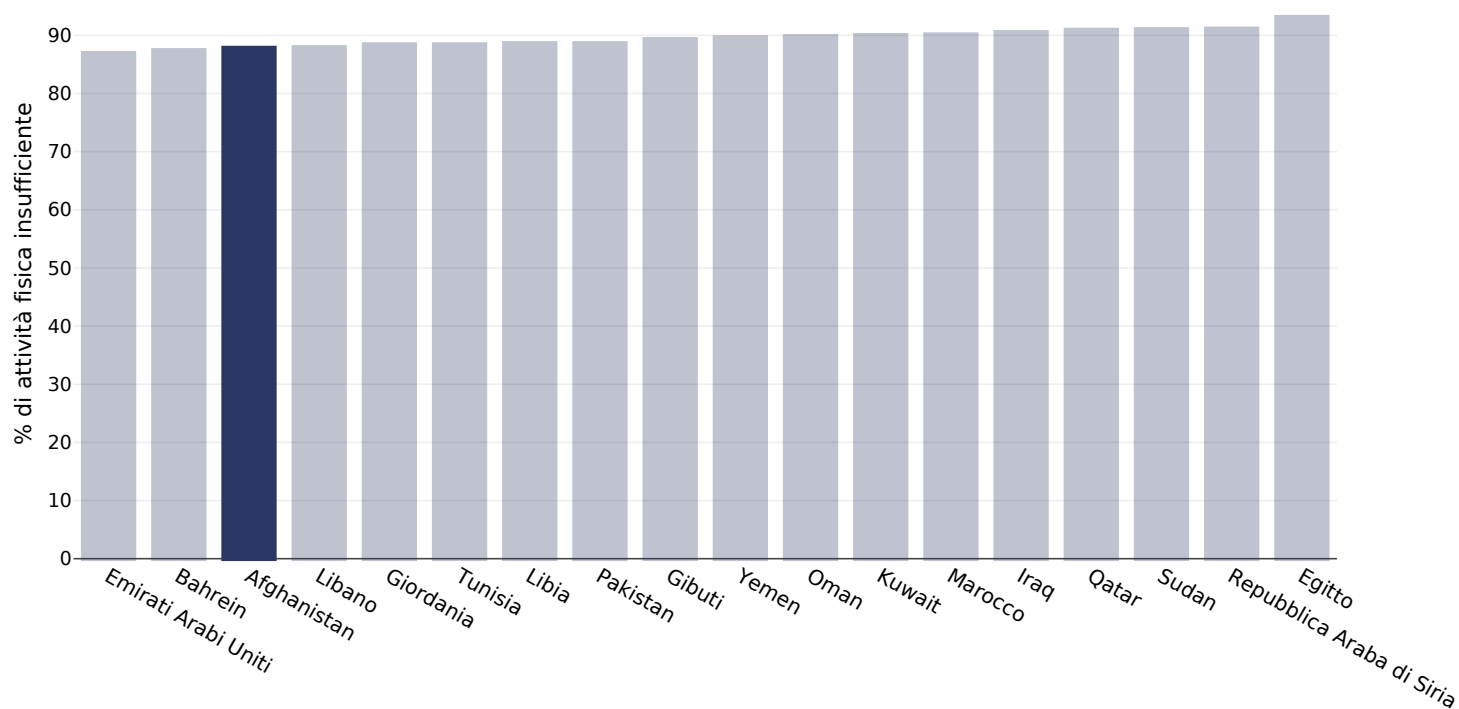
Note (disponibile solo in inglese):

% of school going adolescents not meeting WHO recommendations on Physical Activity for Health, i.e. doing less than 60 minutes of moderate- to vigorous-intensity physical activity daily.

Definizioni (disponibile solo in inglese):

% Adolescents insufficiently active (age standardised estimate)

## Ragazze, 2016



Tipo di sondaggio:

Auto-riferito

Età:

11-17

Riferimenti:

Global Health Observatory data repository, World Health Organisation, <https://apps.who.int/gho/data/node.main.A893ADO?lang=en> (last accessed 16.03.21)

Note (disponibile solo in inglese):

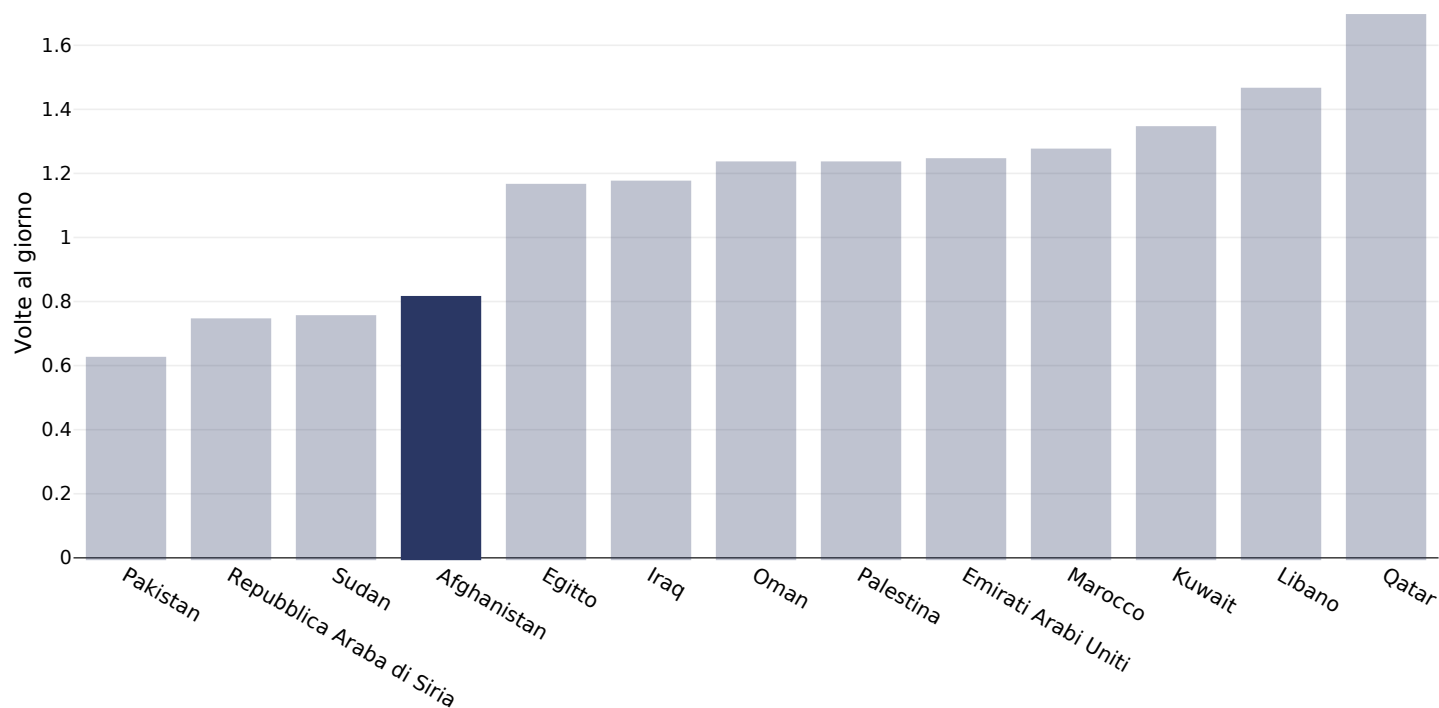
% of school going adolescents not meeting WHO recommendations on Physical Activity for Health, i.e. doing less than 60 minutes of moderate- to vigorous-intensity physical activity daily.

Definizioni (disponibile solo in inglese):

% Adolescents insufficiently active (age standardised estimate)

## Freuenza media giornaliera del consumo di bibite gassate

### Bambini, 2009-2015



Tipo di sondaggio:

Misurato

Età:

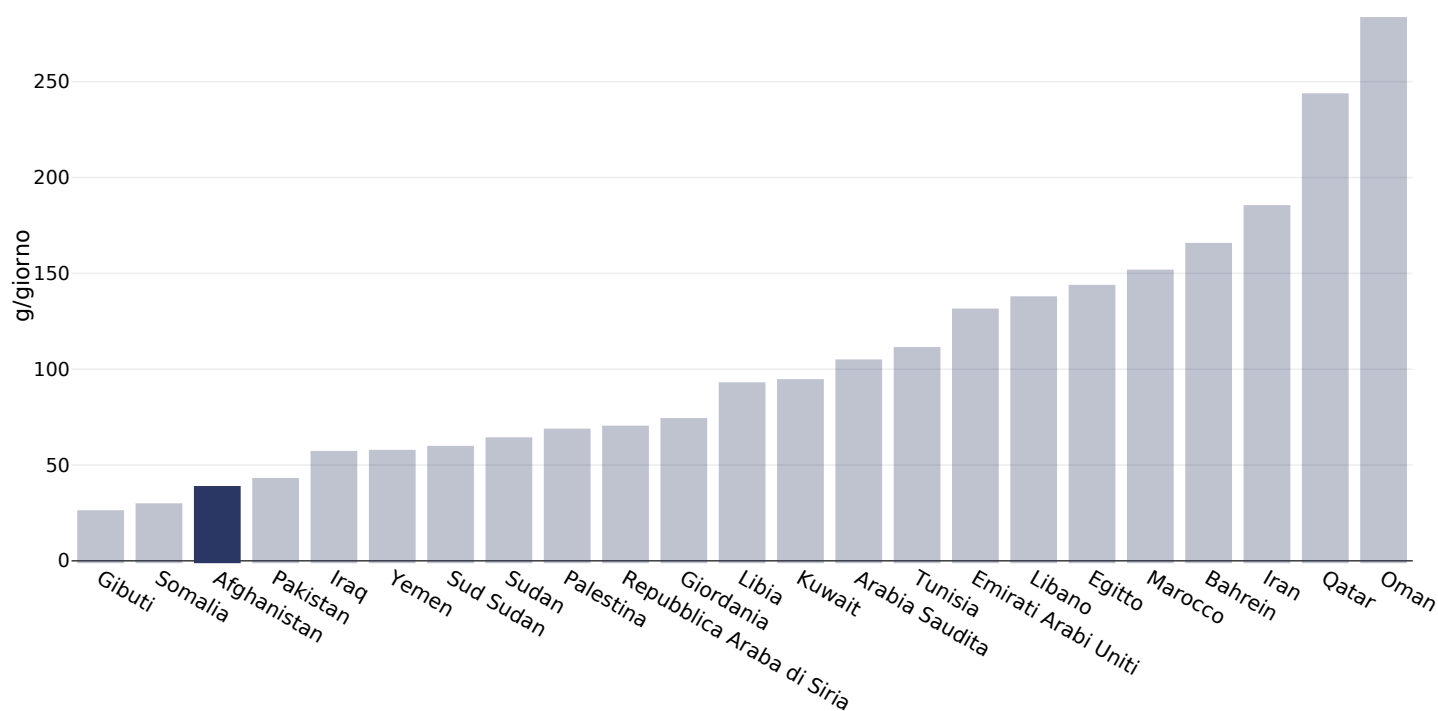
12-17

Riferimenti:

Beal et al. (2019). Global Patterns of Adolescent Fruit, Vegetable, Carbonated Soft Drink, and Fast-food consumption: A meta-analysis of global school-based student health surveys. Food and Nutrition Bulletin. <https://doi.org/10.1177/0379572119848287> sourced from Food Systems Dashboard <http://www.foodsystemsdashboard.org/food-system>

## Estimated per capita fruit intake

### Adulti, 2017



Tipo di sondaggio:

Misurato

Età:

25+

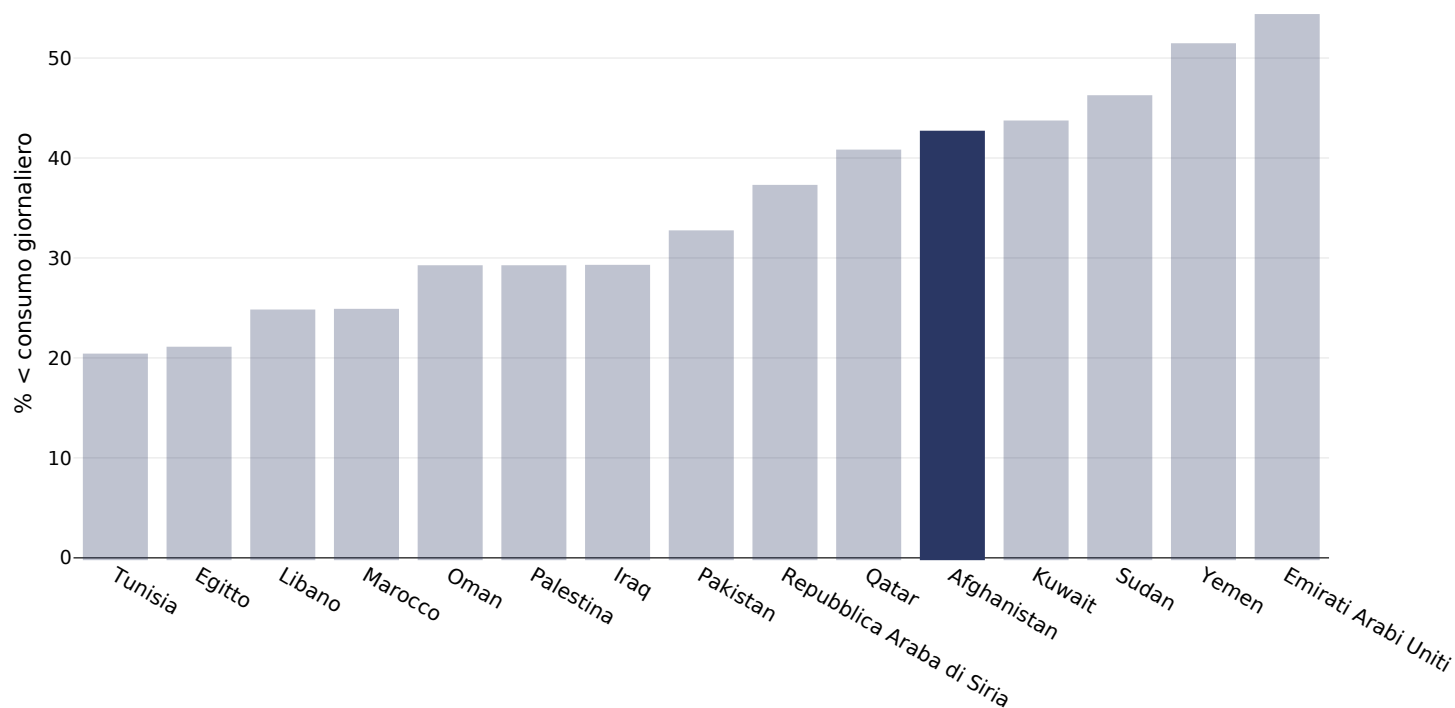
Riferimenti:

Global Burden of Disease, the Institute for Health Metrics and Evaluation <http://ghdx.healthdata.org/>

Definizioni (disponibile solo in inglese):

Estimated per-capita fruit intake (g/day)

## Prevalenza di un consumo di frutta inferiore a 1 volta al giorno Bambini, 2008-2015



Tipo di sondaggio: Misurato

Età: 12-17

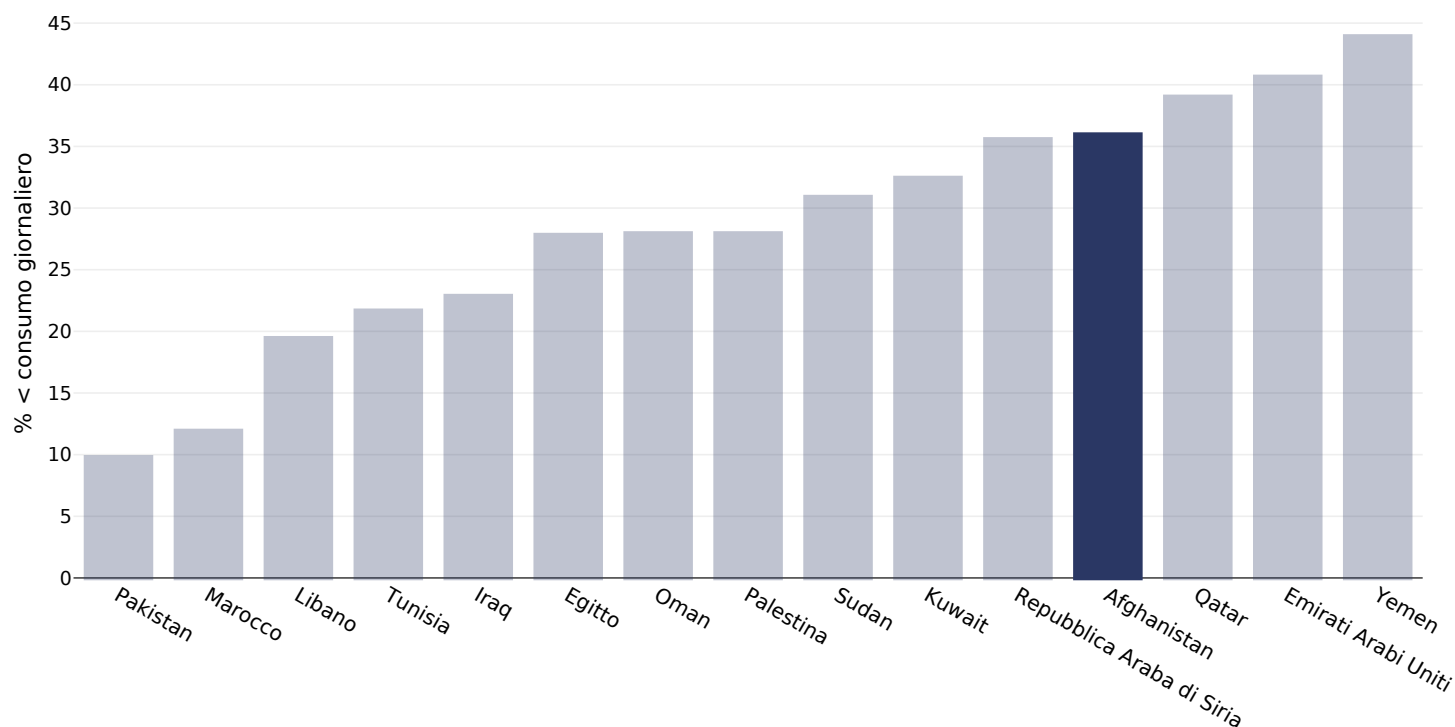
Riferimenti: Global School-based Student Health Surveys. Beal et al (2019). Global Patterns of Adolescent Fruit, Vegetable, Carbonated Soft Drink, and Fast-food consumption: A meta-analysis of global school-based student health surveys. Food and Nutrition Bulletin. <https://doi.org/10.1177/0379572119848287>. Sourced from Food Systems Dashboard <http://www.foodsystemsdashboard.org/food-system>

Definizioni (disponibile solo in inglese): Prevalence of less-than-daily fruit consumption (% less-than-daily fruit consumption)



## Prevalenza di un consumo di verdura inferiore a 1 volta al giorno

### Bambini, 2008-2015



Tipo di sondaggio:

Misurato

Età:

12-17

Riferimenti:

Beal et al. (2019). Global Patterns of Adolescent Fruit, Vegetable, Carbonated Soft Drink, and Fast-food consumption: A meta-analysis of global school-based student health surveys. Food and Nutrition Bulletin. <https://doi.org/10.1177/0379572119848287> sourced from Food Systems Dashboard <http://www.foodsystemsdashboard.org/food-system>

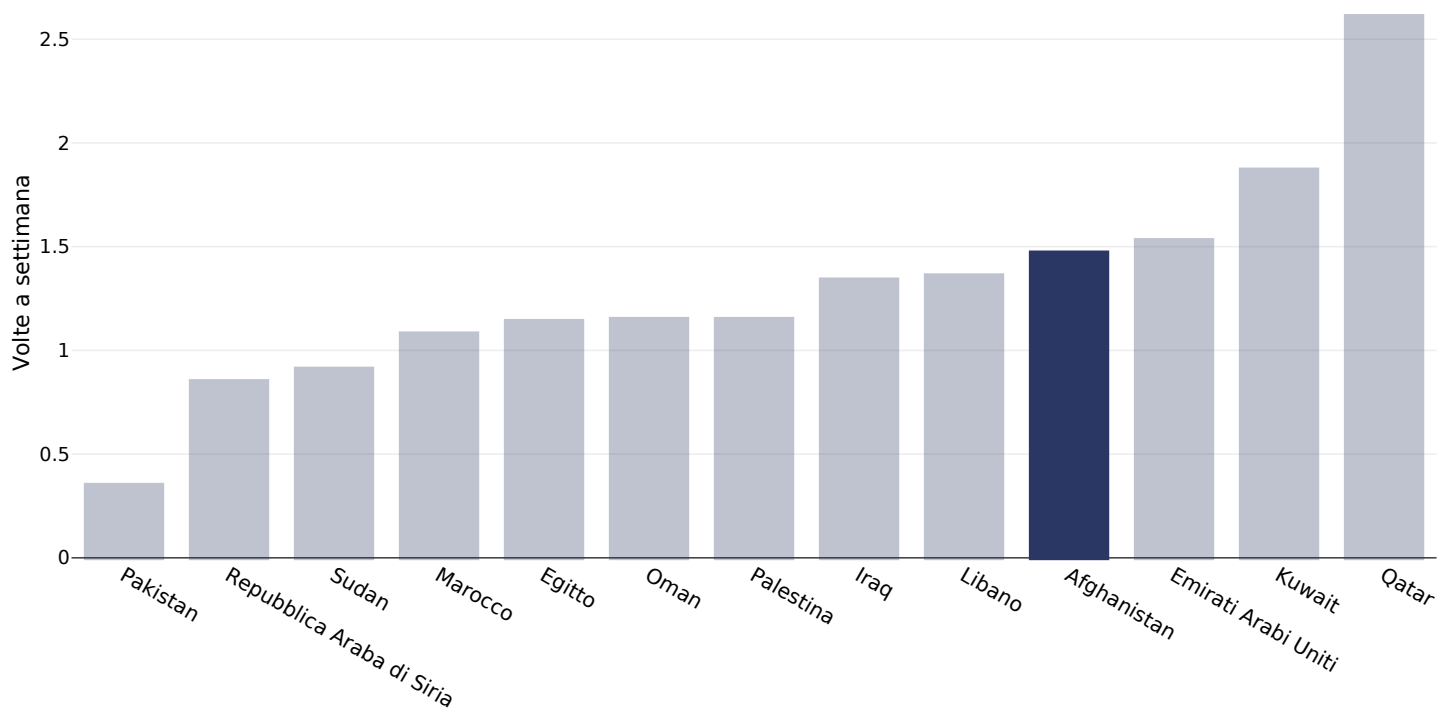
Definizioni

Prevalence of less-than-daily vegetable consumption (% less-than-daily vegetable consumption)

(disponibile solo in inglese):

## Frekuensi media settimanale del consumo di fast food

### Bambini, 2009-2015



Età:

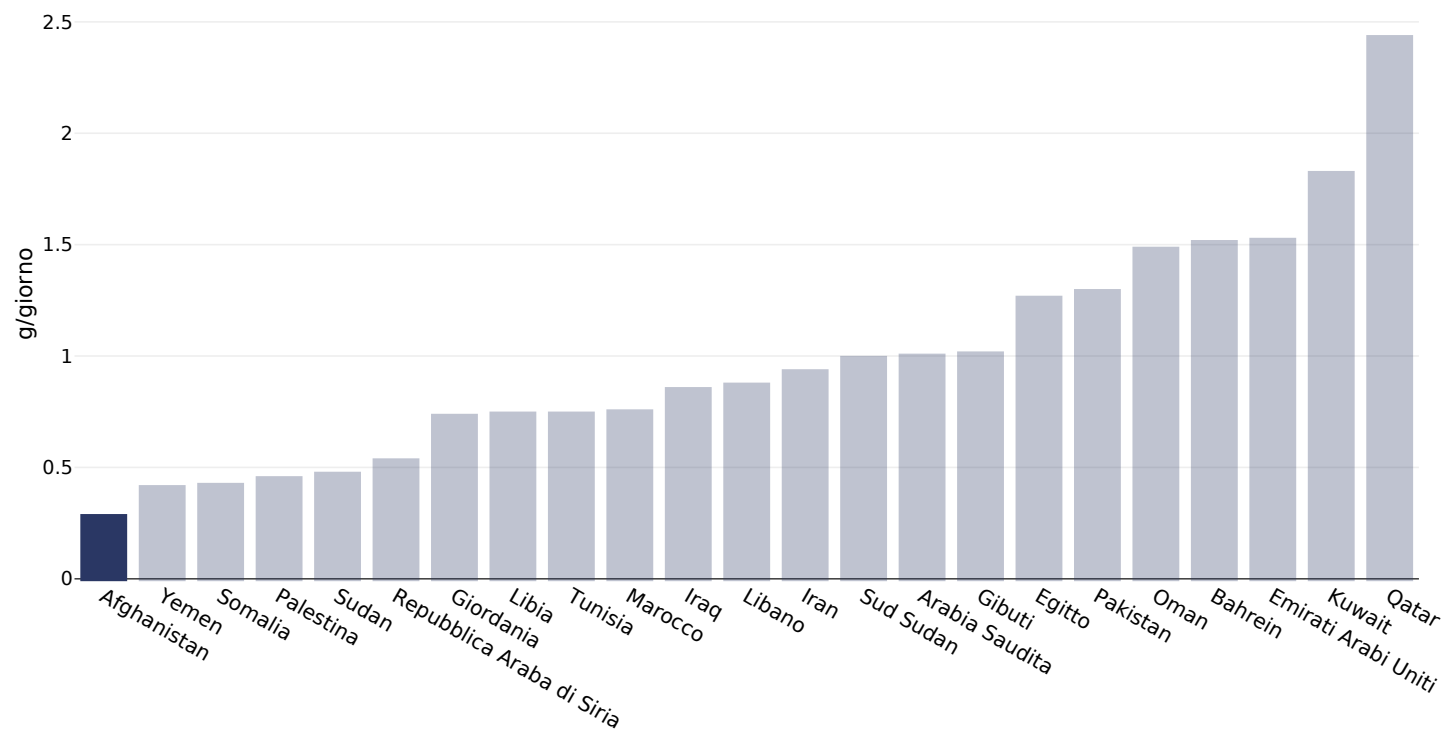
12-17

Riferimenti:

Beal et al. (2019). Global Patterns of Adolescent Fruit, Vegetable, Carbonated Soft Drink, and Fast-food consumption: A meta-analysis of global school-based student health surveys. *Food and Nutrition Bulletin*. <https://doi.org/10.1177/0379572119848287> sourced from Food Systems Dashboard <http://www.foodsystemsdashboard.org/food-system>

## Assunzione stimata pro capite di carni lavorate

### Adulti, 2017



Tipo di sondaggio: Misurato

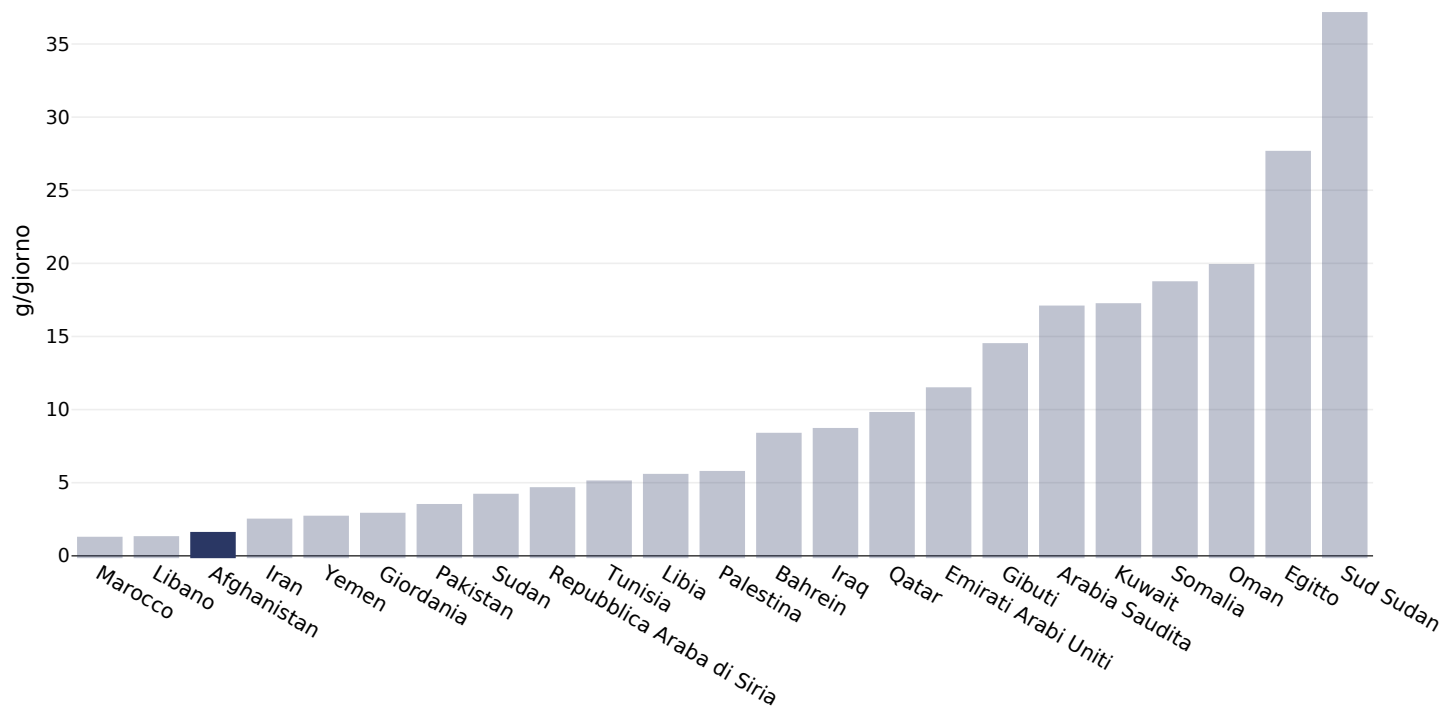
Età: 25+

Riferimenti: Global Burden of Disease, the Institute for Health Metrics and Evaluation <http://ghdx.healthdata.org/>

Definizioni (disponibile solo in inglese): Estimated per-capita processed meat intake (g per day)

## Estimated per capita whole grains intake

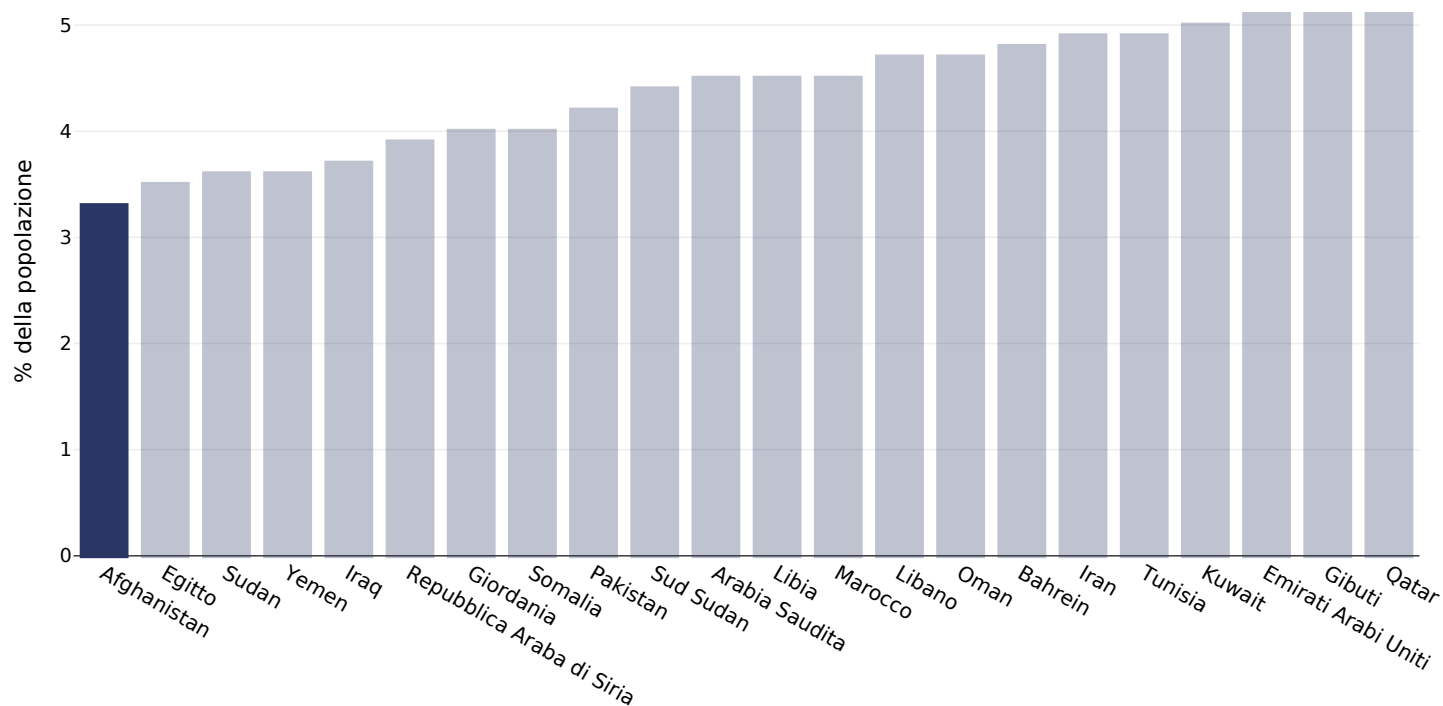
Adulti, 2017



Tipo di sondaggio:	Misurato
Età:	25+
Riferimenti:	Global Burden of Disease, the Institute for Health Metrics and Evaluation <a href="http://ghdx.healthdata.org/">http://ghdx.healthdata.org/</a>
Definizioni (disponibile solo in inglese):	Estimated per-capita whole grains intake (g/day)

## Salute mentale - disturbi depressivi

### Adulti, 2015



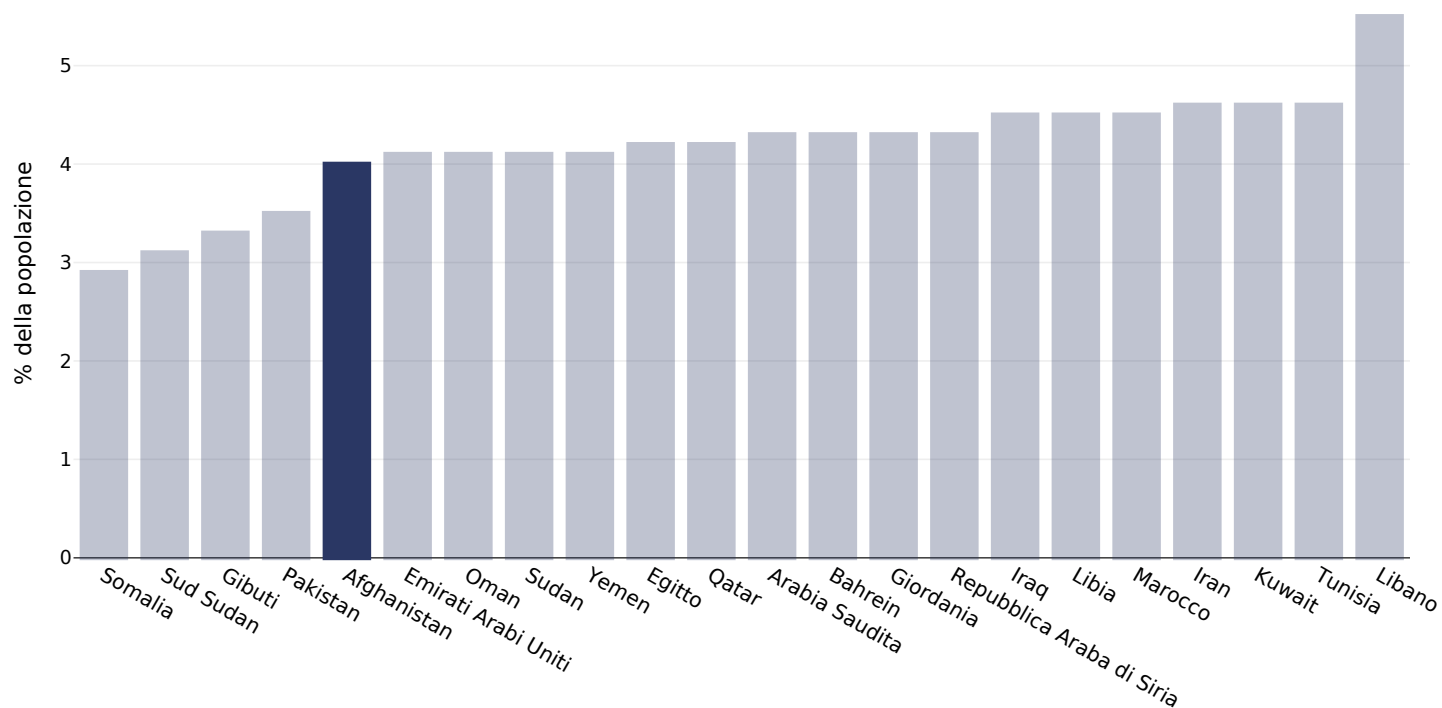
Riferimenti: Prevalence data from Global Burden of Disease study 2015 (<http://ghdx.healthdata.org>) published in: Depression and Other Common Mental Disorders: Global Health Estimates. Geneva:World Health Organization; 2017. Licence: CC BY-NC-SA 3.0 IGO.

Definizioni (disponibile solo in inglese):

% of population with depression disorders

## Salute mentale - disturbi d'ansia

### Adulti, 2015



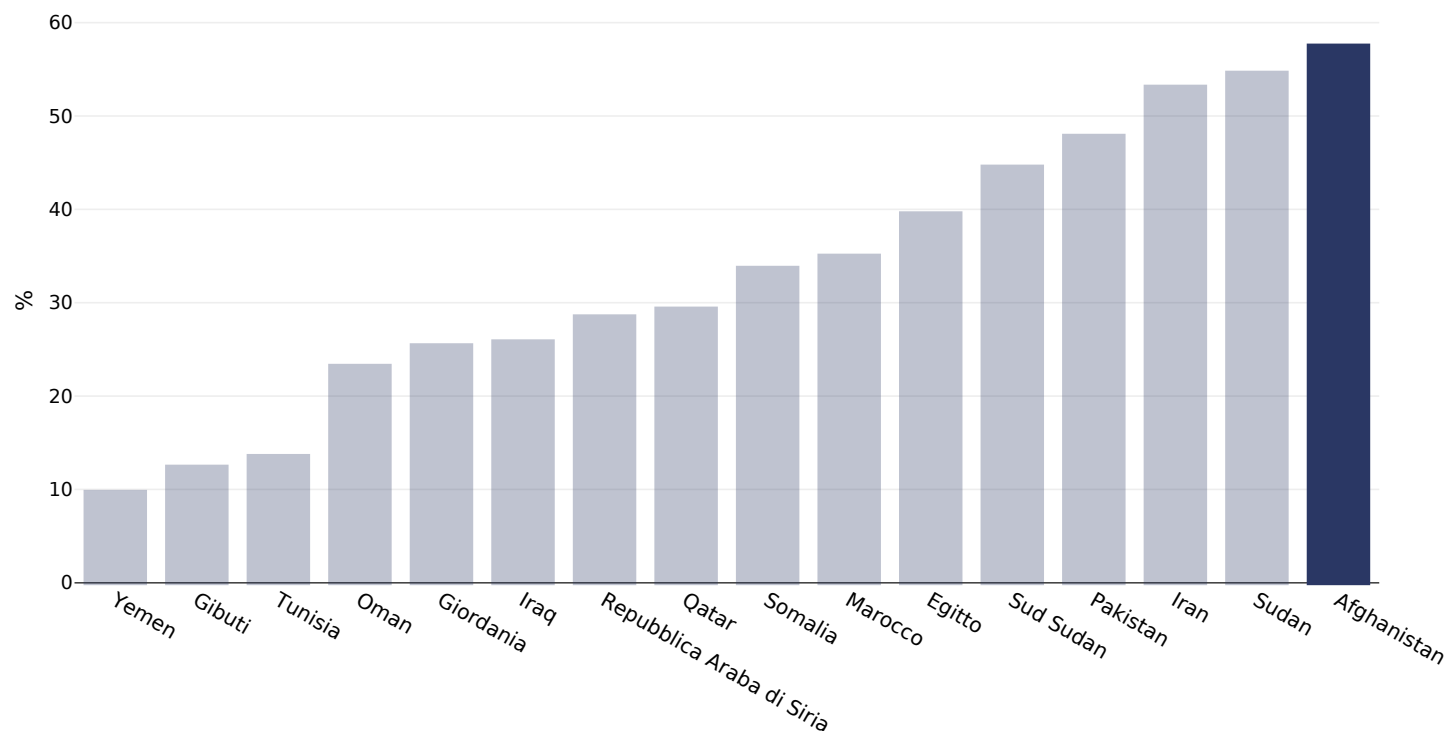
Riferimenti: Prevalence data from Global Burden of Disease study 2015 (<http://ghdx.healthdata.org>) published in: Depression and Other Common Mental Disorders: Global Health Estimates. Geneva:World Health Organization; 2017. Licence: CC BY-NC-SA 3.0 IGO.

Definizioni (disponibile solo in inglese):

% of population with anxiety disorders

## % di neonati da 0-5 mesi allattati esclusivamente al seno

### Bambini, 2010-2019



Area coperta:

Nazionale

Riferimenti:

Afghanistan Health Survey 2018

Note (disponibile solo in inglese):

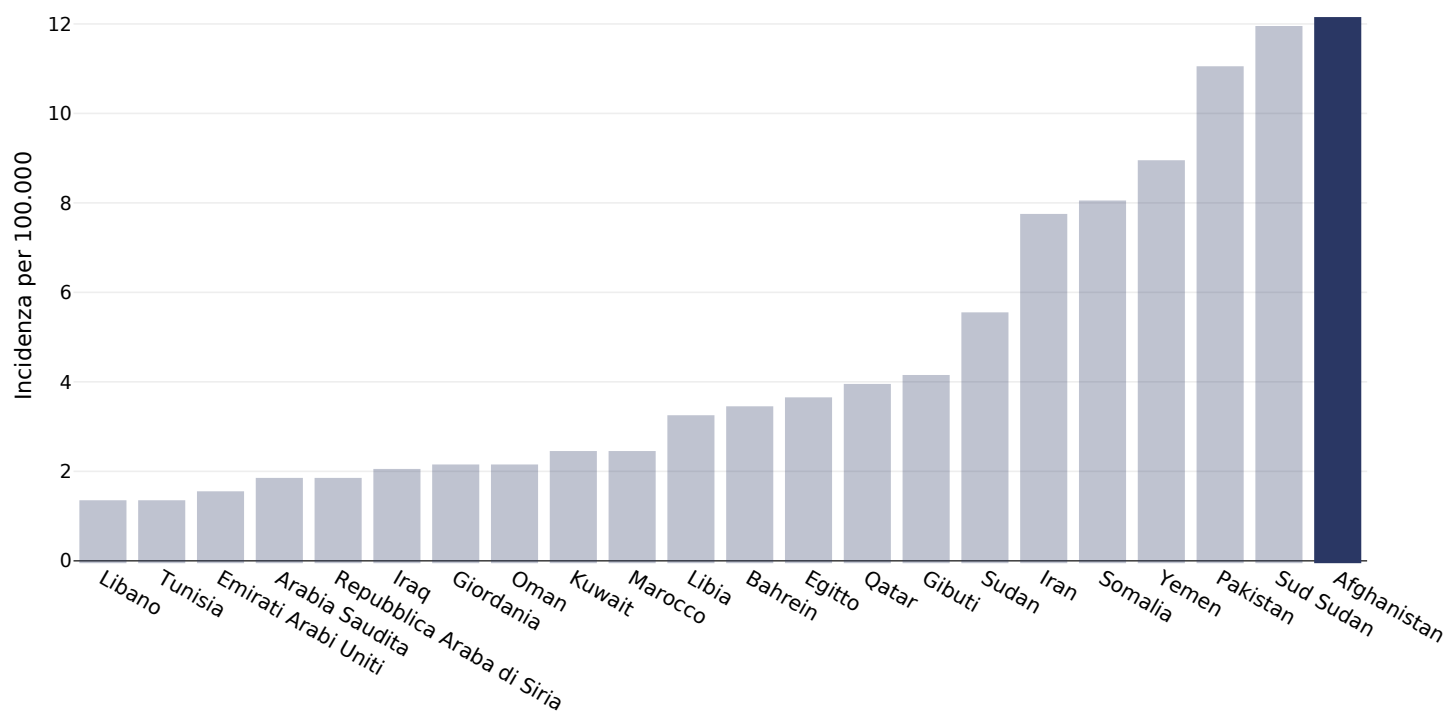
See UNICEF website for further survey information. Available at : <https://data.unicef.org/resources/dataset/infant-young-child-feeding/> (last accessed 28.9.21) Citation: United Nations Children's Fund, Division of Data, Analysis, Planning and Monitoring (2021). Global UNICEF Global Databases: Infant and Young Child Feeding: Exclusive breastfeeding, New York, September 2021.

Definizioni (disponibile solo in inglese):

% exclusively breastfed 0-5 months

## Cancro dell'esofago

### Uomini, 2020



Età: 20+

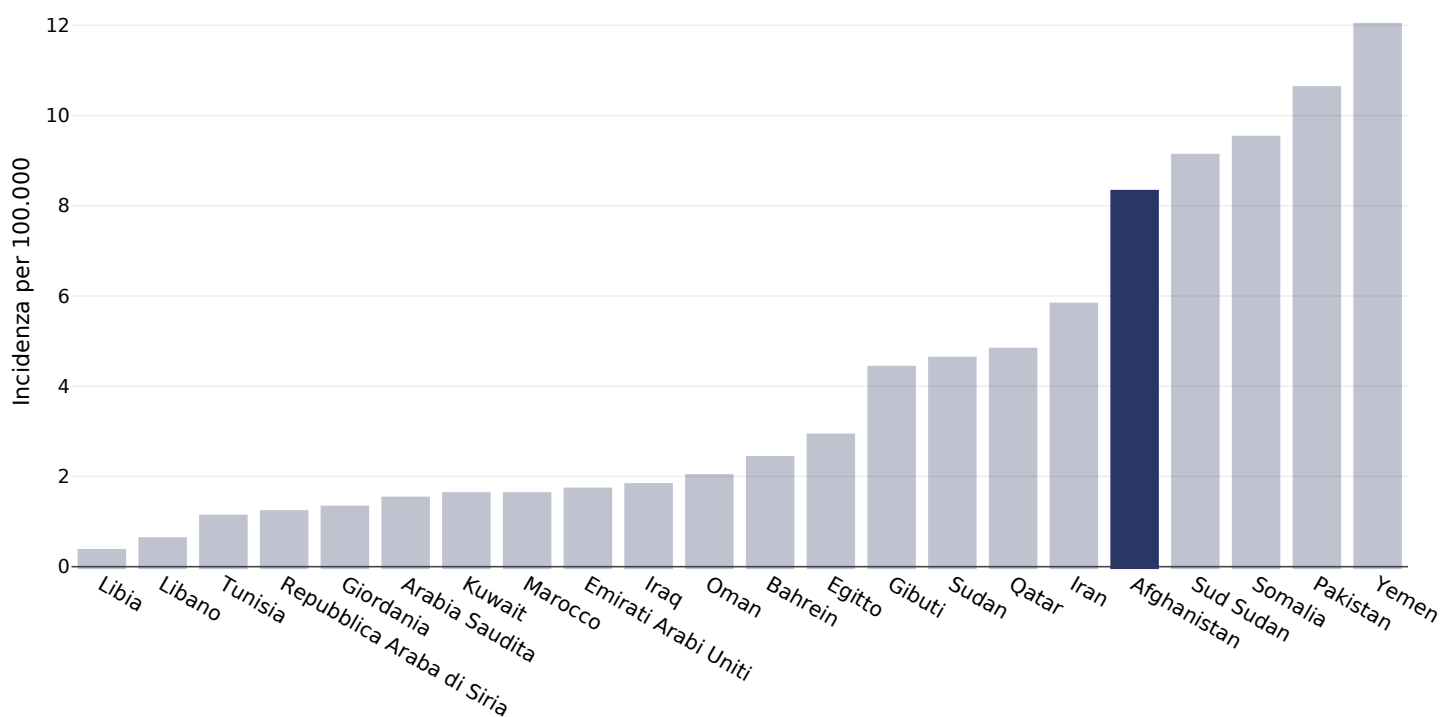
Area coperta: Nazionale

Riferimenti: Ferlay J, Ervik M, Lam F, Colombet M, Mery L, Piñeros M, Znaor A, Soerjomataram I, Bray F (2020). Global Cancer Observatory: Cancer Today. Lyon, France: International Agency for Research on Cancer. Available from: <https://gco.iarc.fr/today>, accessed 10.01.2023

Definizioni (disponibile solo in inglese): Age-standardized incidence rates per 100 000



## Donne, 2020



Età: 20+

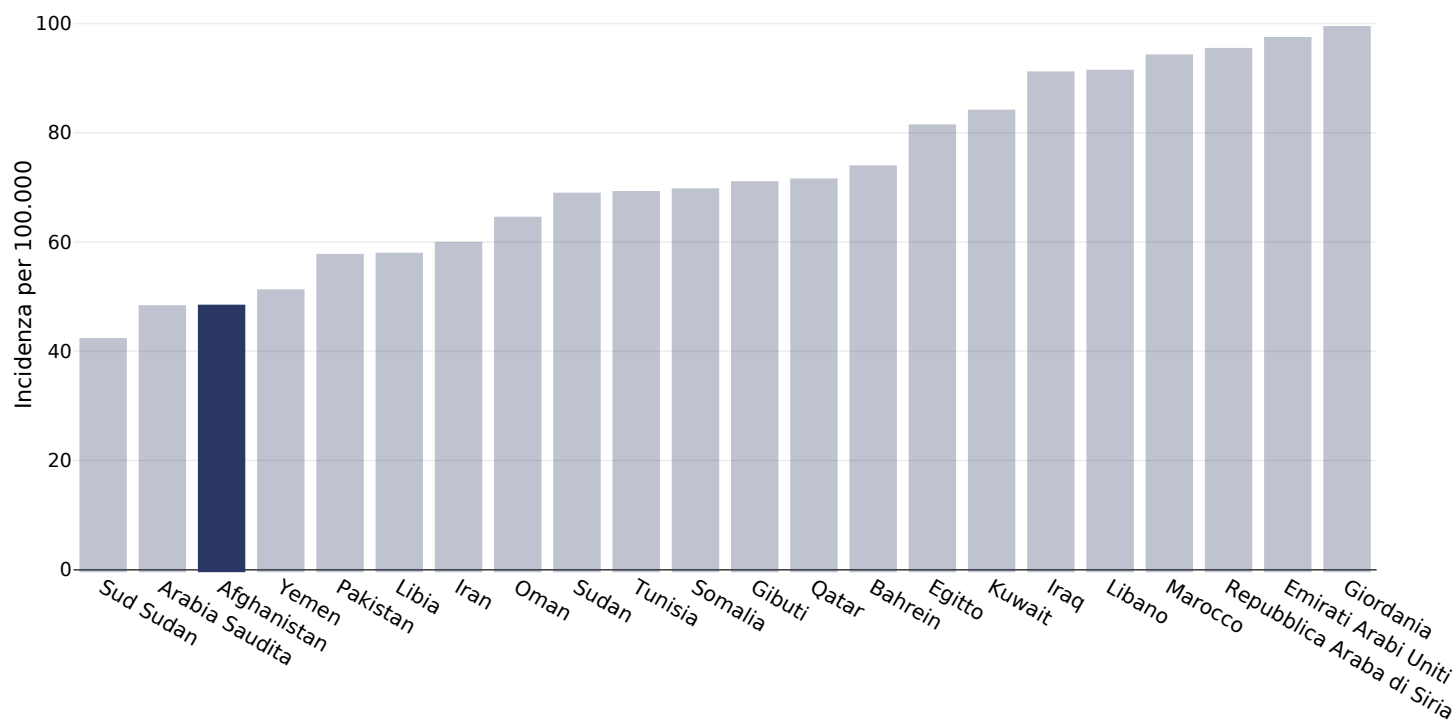
Area coperta: Nazionale

Riferimenti: Ferlay J, Ervik M, Lam F, Colombet M, Mery L, Piñeros M, Znaor A, Soerjomataram I, Bray F (2020). Global Cancer Observatory: Cancer Today. Lyon, France: International Agency for Research on Cancer. Available from: <https://gco.iarc.fr/today>, accessed 10.01.2023

Definizioni (disponibile solo in inglese): Age-standardized incidence rates per 100 000

## Cancro al seno

### Donne, 2020



Età: 20+

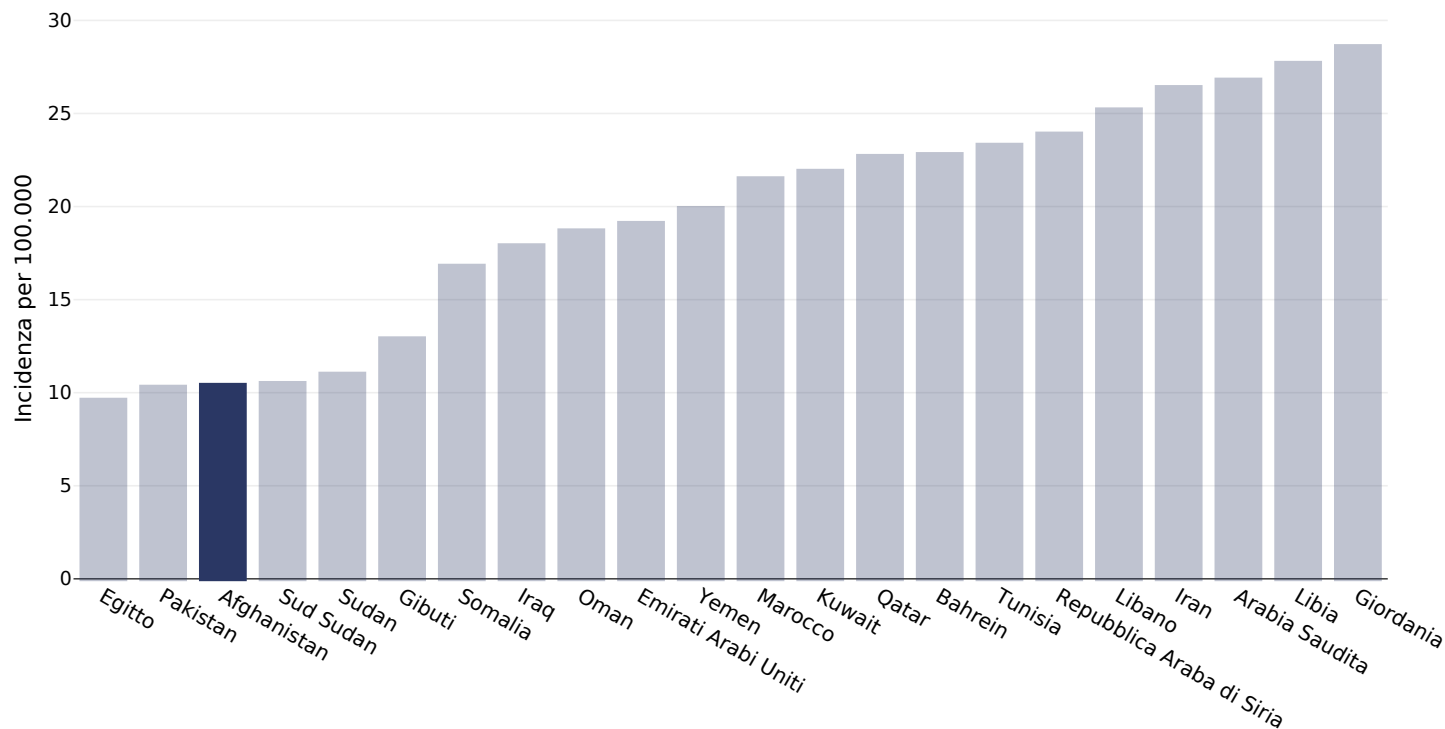
Area coperta: Nazionale

Riferimenti: Ferlay J, Ervik M, Lam F, Colombet M, Mery L, Piñeros M, Znaor A, Soerjomataram I, Bray F (2020). Global Cancer Observatory: Cancer Today. Lyon, France: International Agency for Research on Cancer. Available from: <https://gco.iarc.fr/today>, accessed 10.01.2023

Definizioni (disponibile solo in inglese): Age-standardized incidence rates per 100 000

## Cancro colon-rettale

### Uomini, 2020



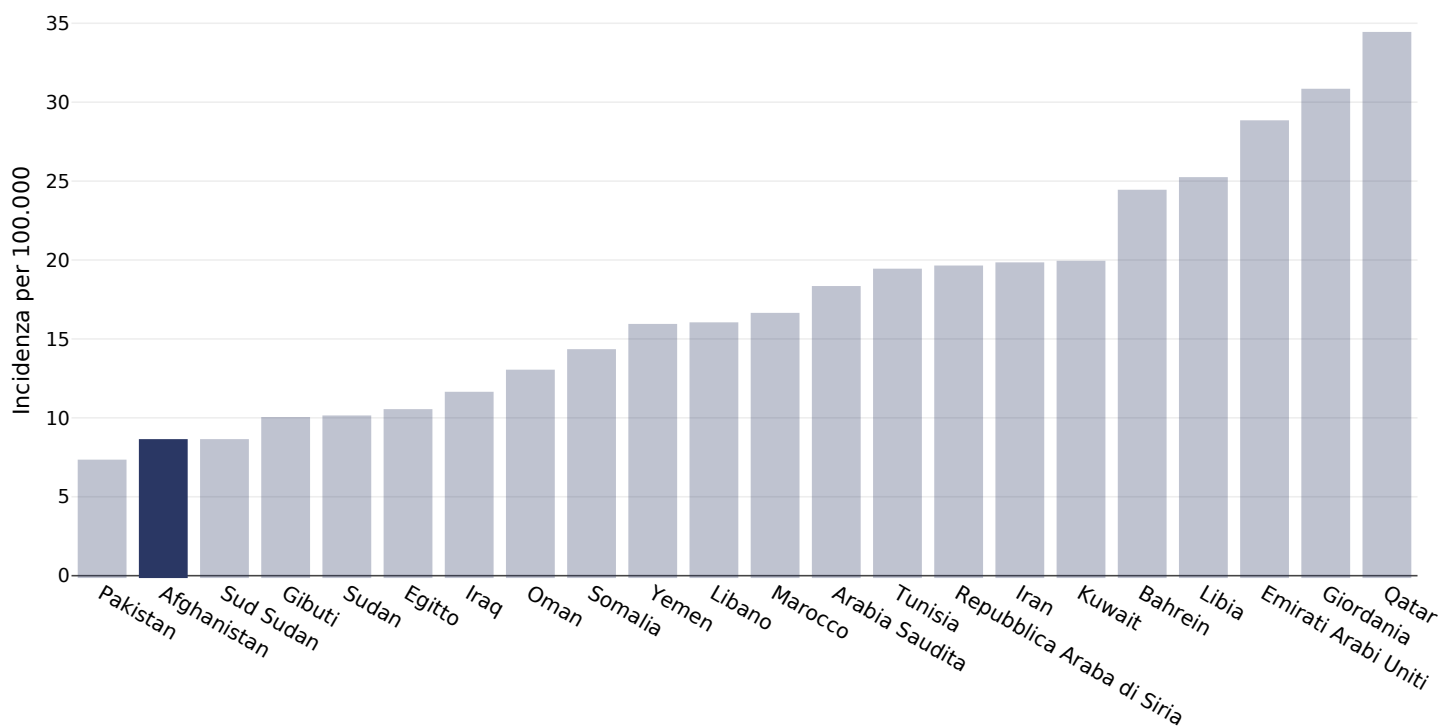
Età: 20+

Area coperta: Nazionale

Riferimenti: Ferlay J, Ervik M, Lam F, Colombet M, Mery L, Piñeros M, Znaor A, Soerjomataram I, Bray F (2020). Global Cancer Observatory: Cancer Today. Lyon, France: International Agency for Research on Cancer. Available from: <https://gco.iarc.fr/today>, accessed 10.01.2023

Definizioni (disponibile solo in inglese): Age-standardized incidence rates per 100 000

## Donne, 2020



Età: 20+

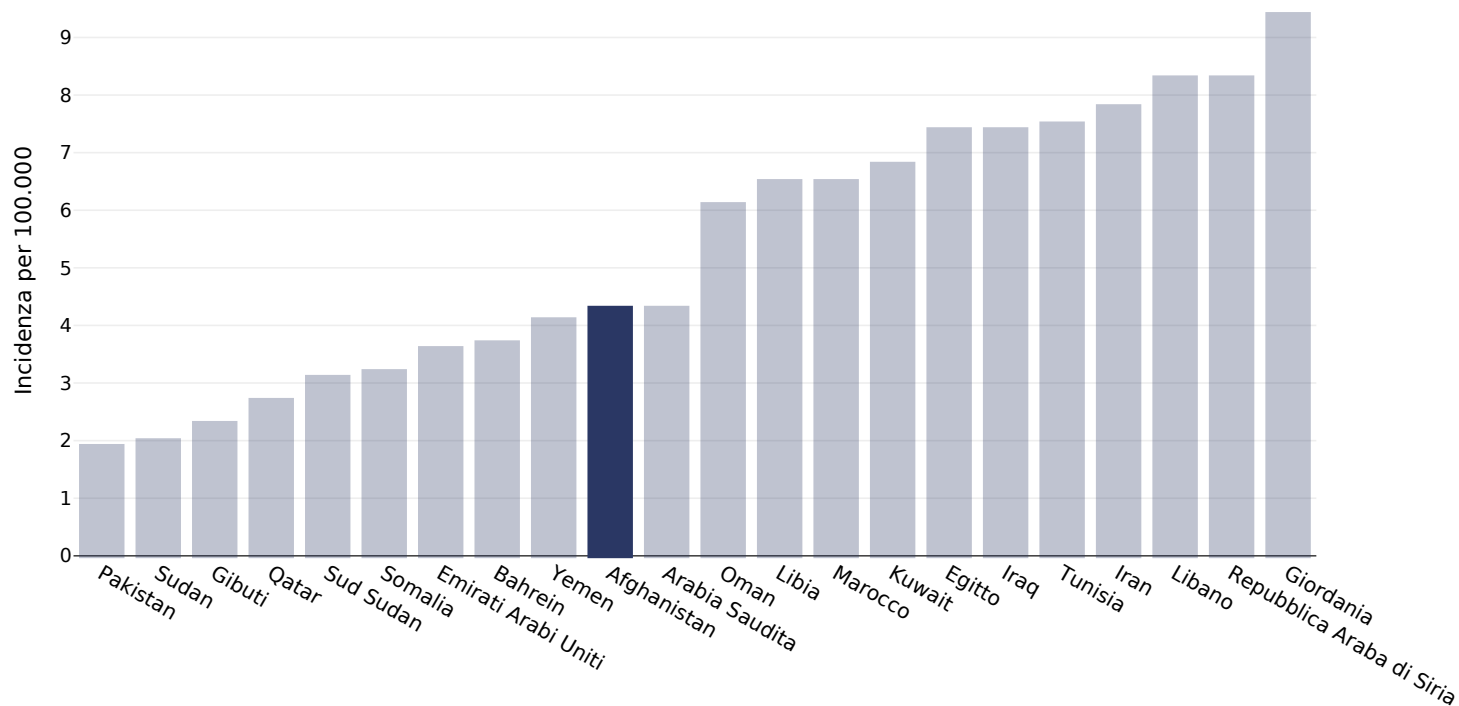
Area coperta: Nazionale

Riferimenti: Ferlay J, Ervik M, Lam F, Colombet M, Mery L, Piñeros M, Znaor A, Soerjomataram I, Bray F (2020). Global Cancer Observatory: Cancer Today. Lyon, France: International Agency for Research on Cancer. Available from: <https://gco.iarc.fr/today>, accessed 10.01.2023

Definizioni (disponibile solo in inglese): Age-standardized incidence rates per 100 000

## Cancro del pancreas

### Uomini, 2020



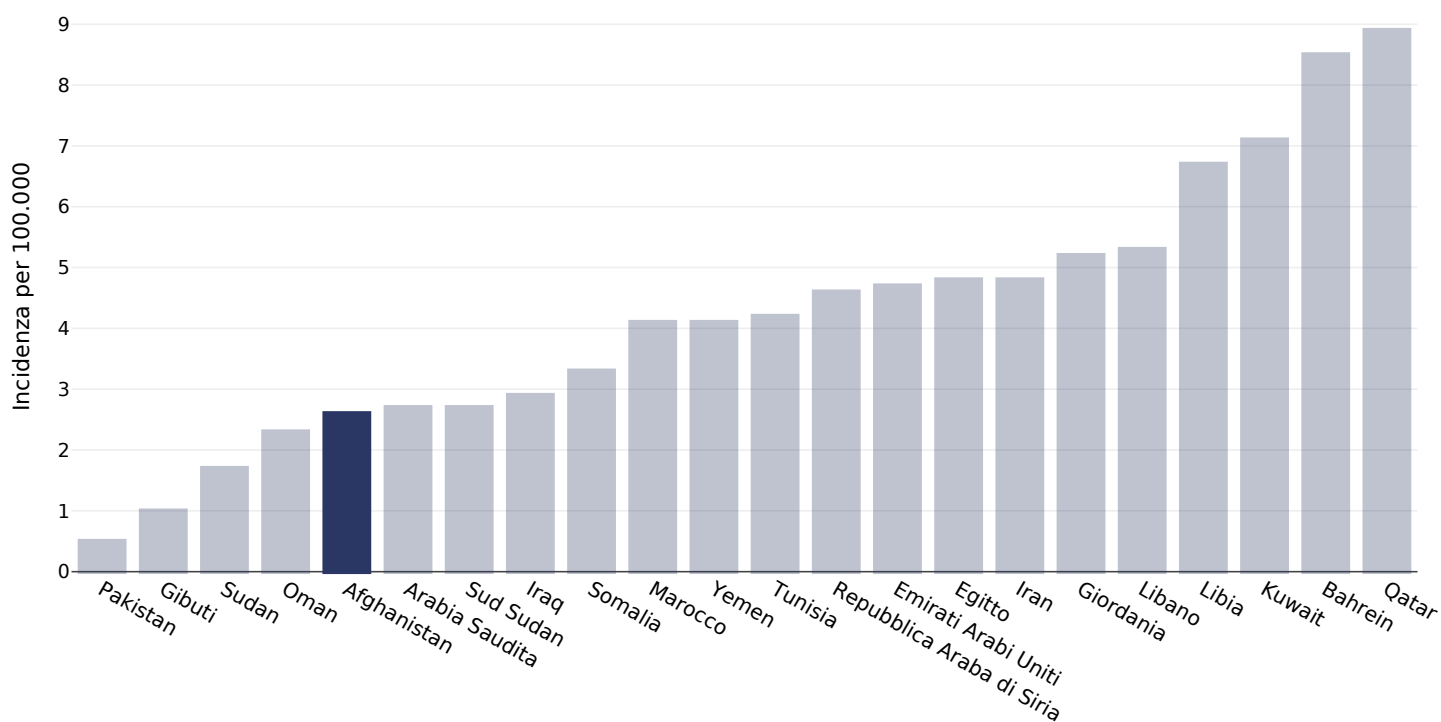
Età: 20+

Area coperta: Nazionale

Riferimenti: Ferlay J, Ervik M, Lam F, Colombet M, Mery L, Piñeros M, Znaor A, Soerjomataram I, Bray F (2020). Global Cancer Observatory: Cancer Today. Lyon, France: International Agency for Research on Cancer. Available from: <https://gco.iarc.fr/today>, accessed 10.01.2023

Definizioni (disponibile solo in inglese): Age-standardized incidence rates per 100 000

## Donne, 2020



Età: 20+

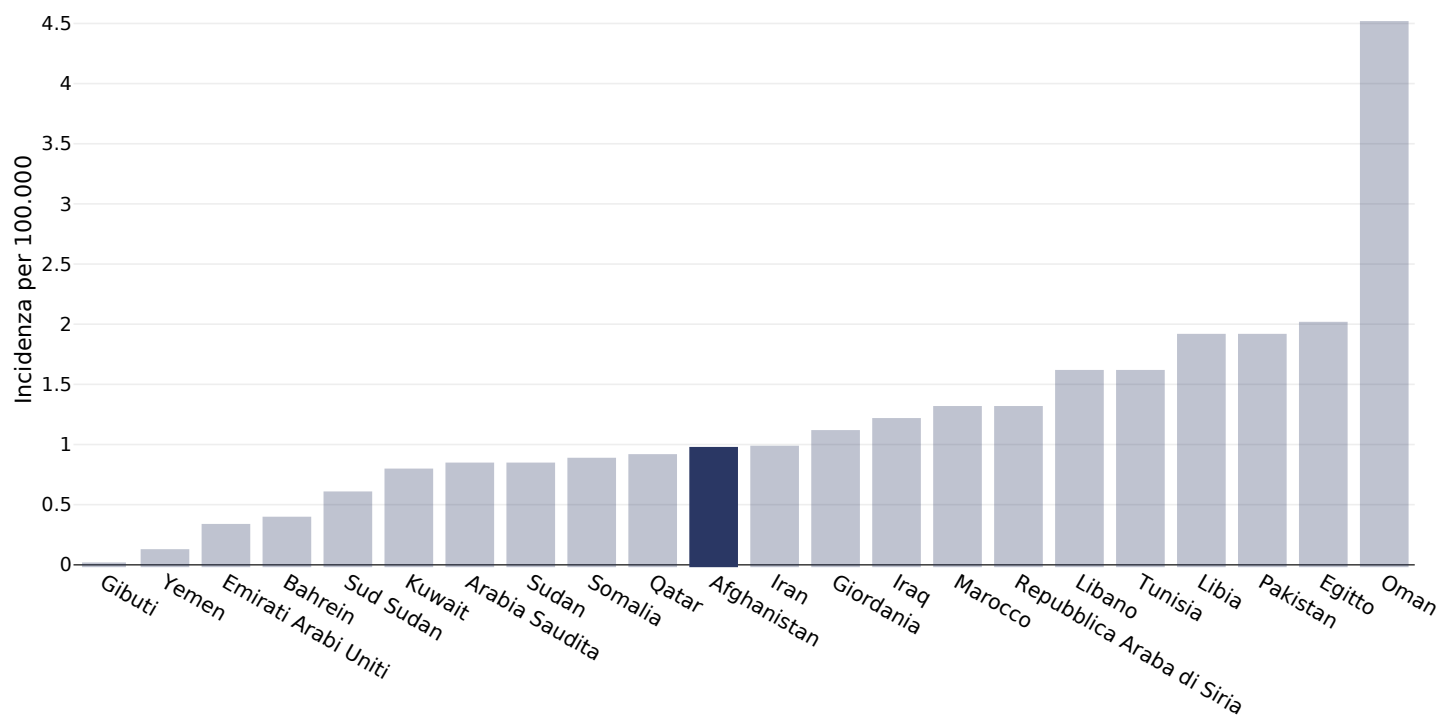
Area coperta: Nazionale

Riferimenti: Ferlay J, Ervik M, Lam F, Colombet M, Mery L, Piñeros M, Znaor A, Soerjomataram I, Bray F (2020). Global Cancer Observatory: Cancer Today. Lyon, France: International Agency for Research on Cancer. Available from: <https://gco.iarc.fr/today>, accessed 10.01.2023

Definizioni (disponibile solo in inglese): Age-standardized incidence rates per 100 000

## Cancro della colecisti

### Uomini, 2020



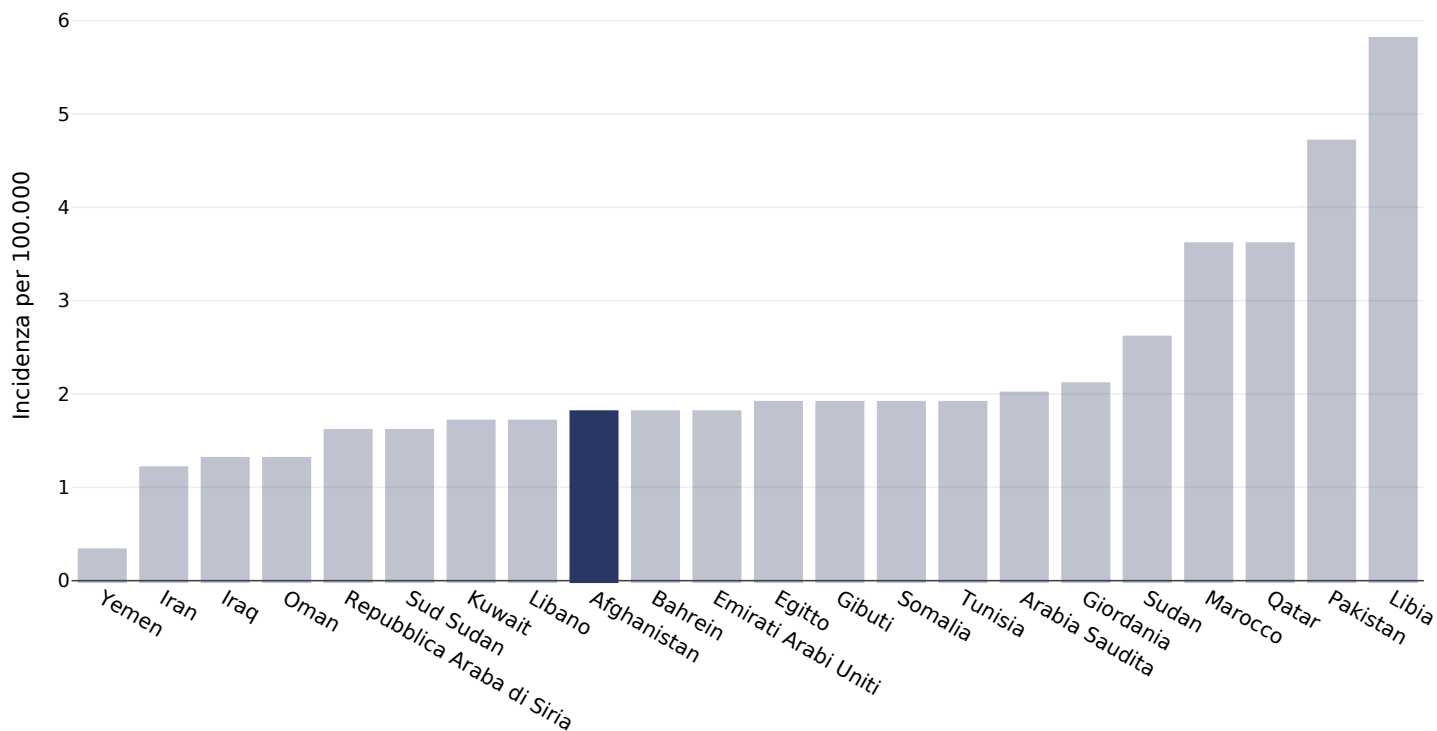
Età: 20+

Area coperta: Nazionale

Riferimenti: Ferlay J, Ervik M, Lam F, Colombet M, Mery L, Piñeros M, Znaor A, Soerjomataram I, Bray F (2020). Global Cancer Observatory: Cancer Today. Lyon, France: International Agency for Research on Cancer. Available from: <https://gco.iarc.fr/today>, accessed 10.01.2023

Definizioni (disponibile solo in inglese): Age-standardized incidence rates per 100 000

## Donne, 2020



Età: 20+

Area coperta: Nazionale

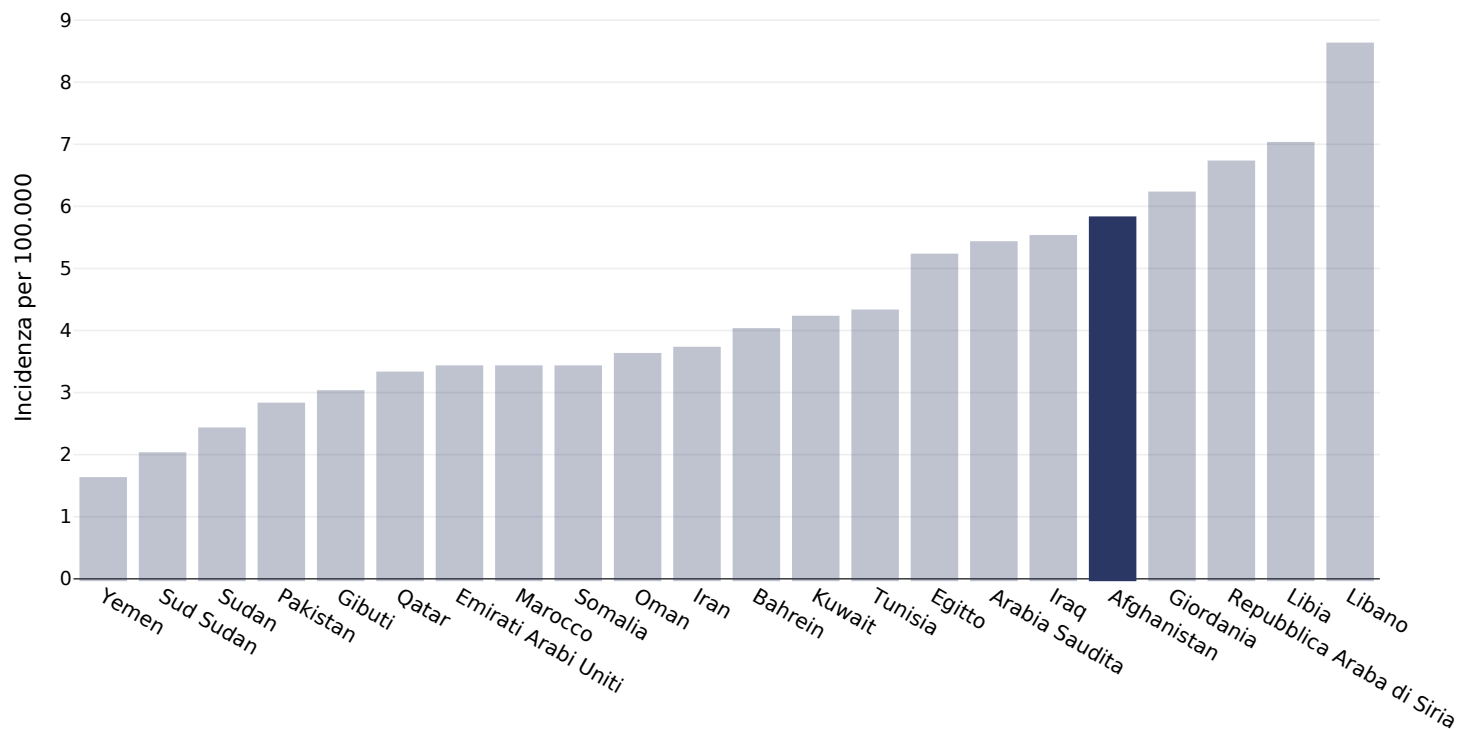
Riferimenti: Ferlay J, Ervik M, Lam F, Colombet M, Mery L, Piñeros M, Znaor A, Soerjomataram I, Bray F (2020). Global Cancer Observatory: Cancer Today. Lyon, France: International Agency for Research on Cancer. Available from: <https://gco.iarc.fr/today>, accessed 10.01.2023

Definizioni (disponibile solo in inglese): Age-standardized incidence rates per 100 000



## Cancro del rene

### Uomini, 2020



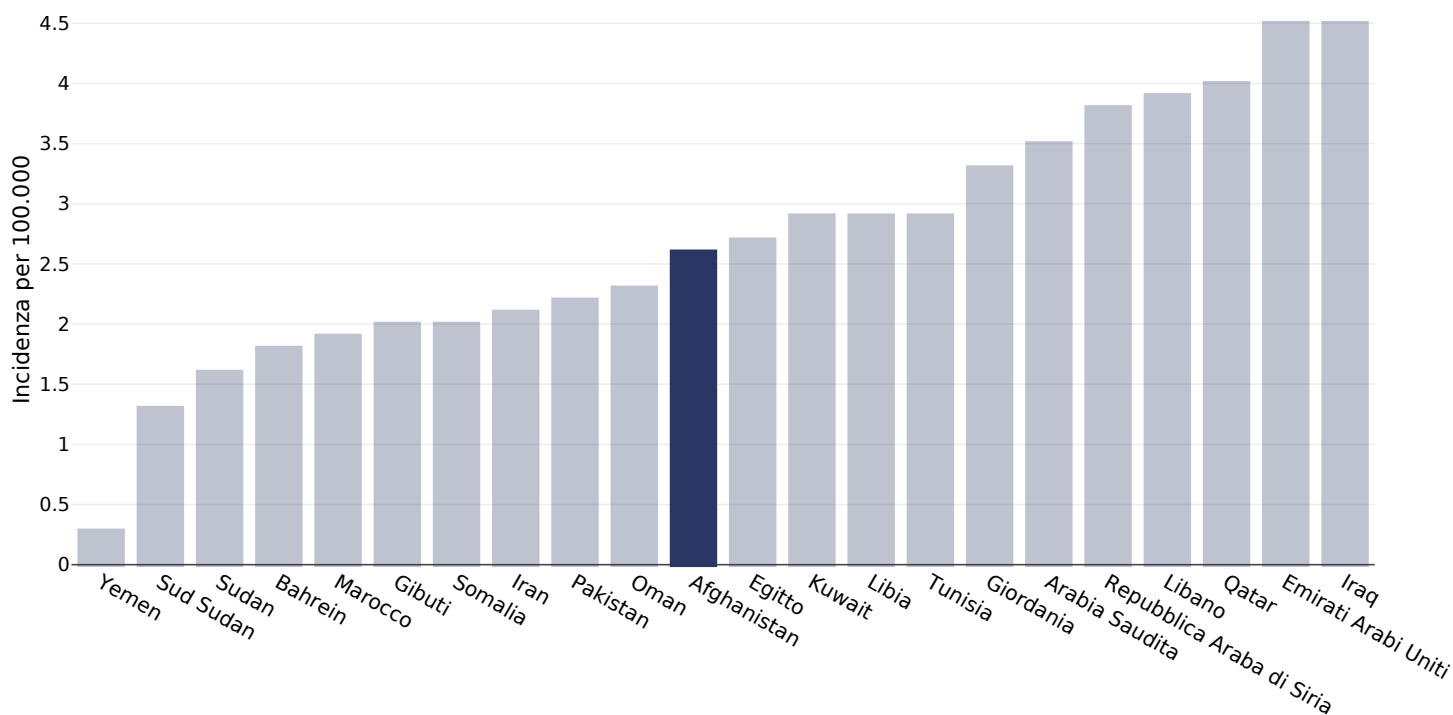
Età: 20+

Area coperta: Nazionale

Riferimenti: Ferlay J, Ervik M, Lam F, Colombet M, Mery L, Piñeros M, Znaor A, Soerjomataram I, Bray F (2020). Global Cancer Observatory: Cancer Today. Lyon, France: International Agency for Research on Cancer. Available from: <https://gco.iarc.fr/today>, accessed 10.01.2023

Definizioni (disponibile solo in inglese): Age-standardized incidence rates per 100 000

## Donne, 2020



Età: 20+

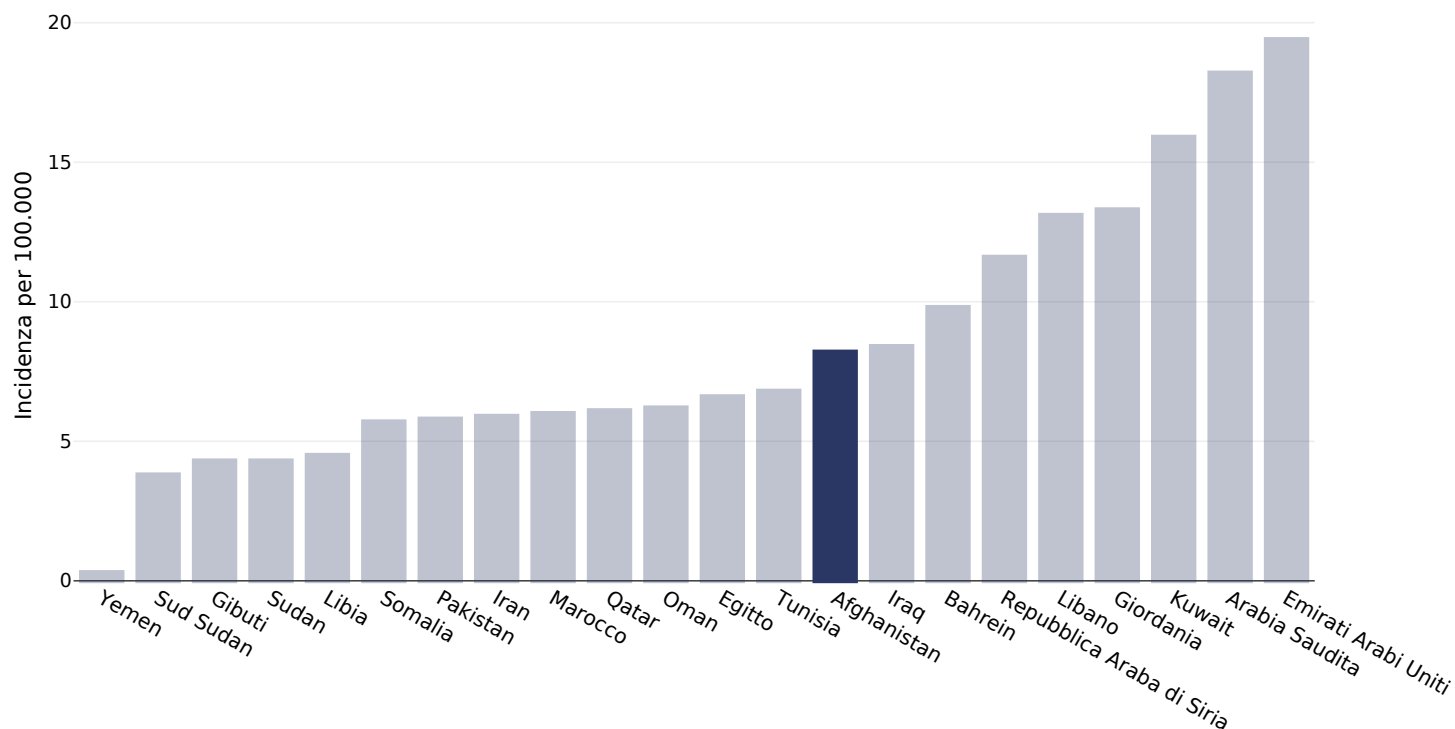
Area coperta: Nazionale

Riferimenti: Ferlay J, Ervik M, Lam F, Colombet M, Mery L, Piñeros M, Znaor A, Soerjomataram I, Bray F (2020). Global Cancer Observatory: Cancer Today. Lyon, France: International Agency for Research on Cancer. Available from: <https://gco.iarc.fr/today>, accessed 10.01.2023

Definizioni (disponibile solo in inglese): Age-standardized incidence rates per 100 000

## Cancro dell'utero

### Donne, 2020



Età: 20+

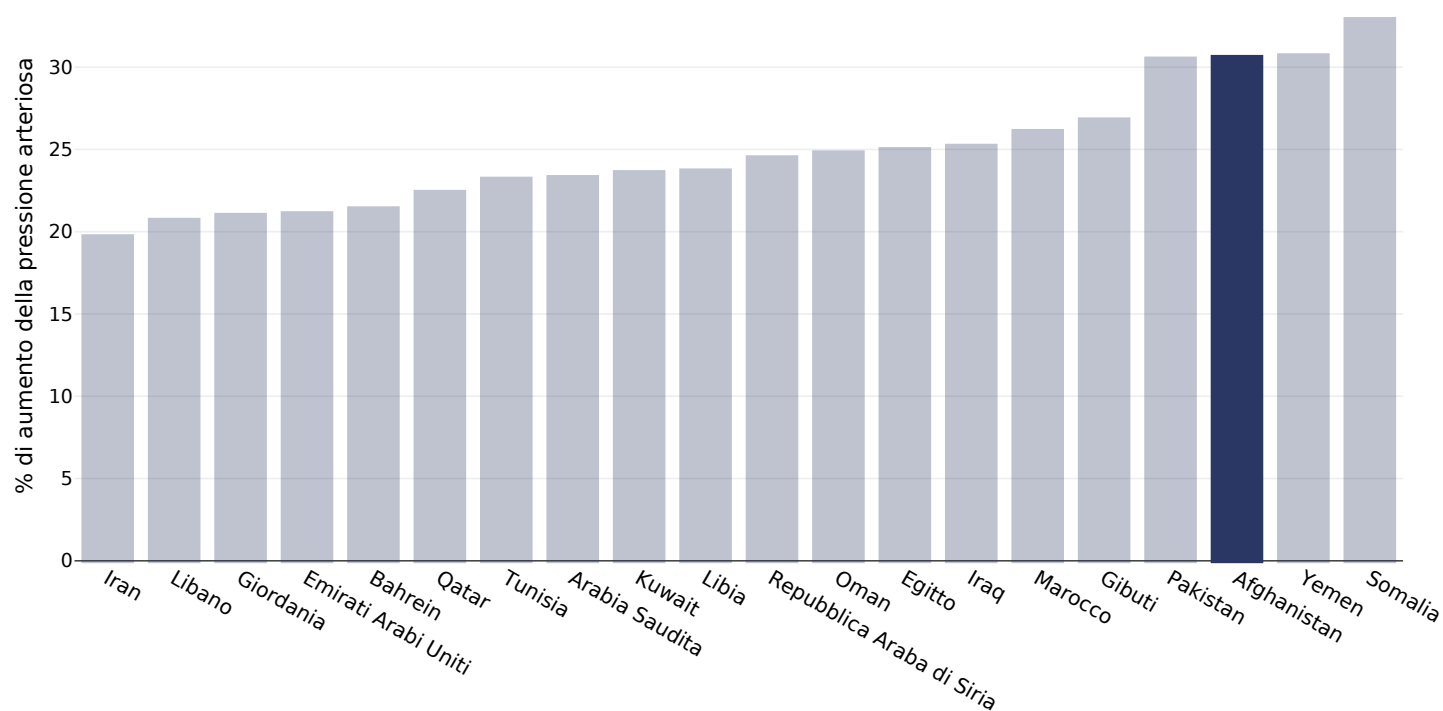
Area coperta: Nazionale

Riferimenti: Ferlay J, Ervik M, Lam F, Colombet M, Mery L, Piñeros M, Znaor A, Soerjomataram I, Bray F (2020). Global Cancer Observatory: Cancer Today. Lyon, France: International Agency for Research on Cancer. Available from: <https://gco.iarc.fr/today>, accessed 10.01.2023

Definizioni (disponibile solo in inglese): Age-standardized incidence rates per 100 000

## Aumento della pressione arteriosa

### Adulti, 2015



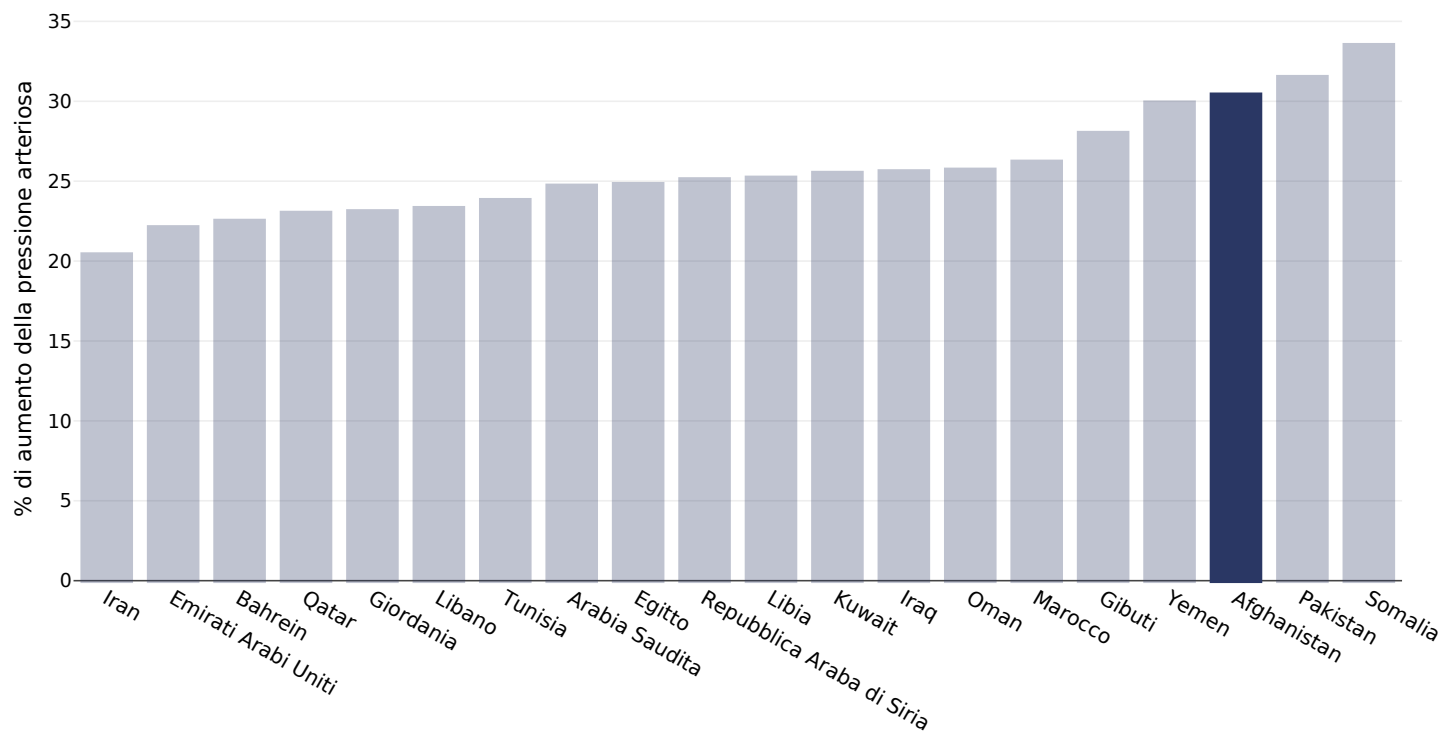
Riferimenti:

Global Health Observatory data repository, World Health Organisation,  
<http://apps.who.int/gho/data/node.main.A875?lang=en>

Definizioni (disponibile solo in inglese):

Age Standardised estimated % Raised blood pressure 2015 (SBP $\geq$ 140 OR DBP $\geq$ 90).

## Uomini, 2015



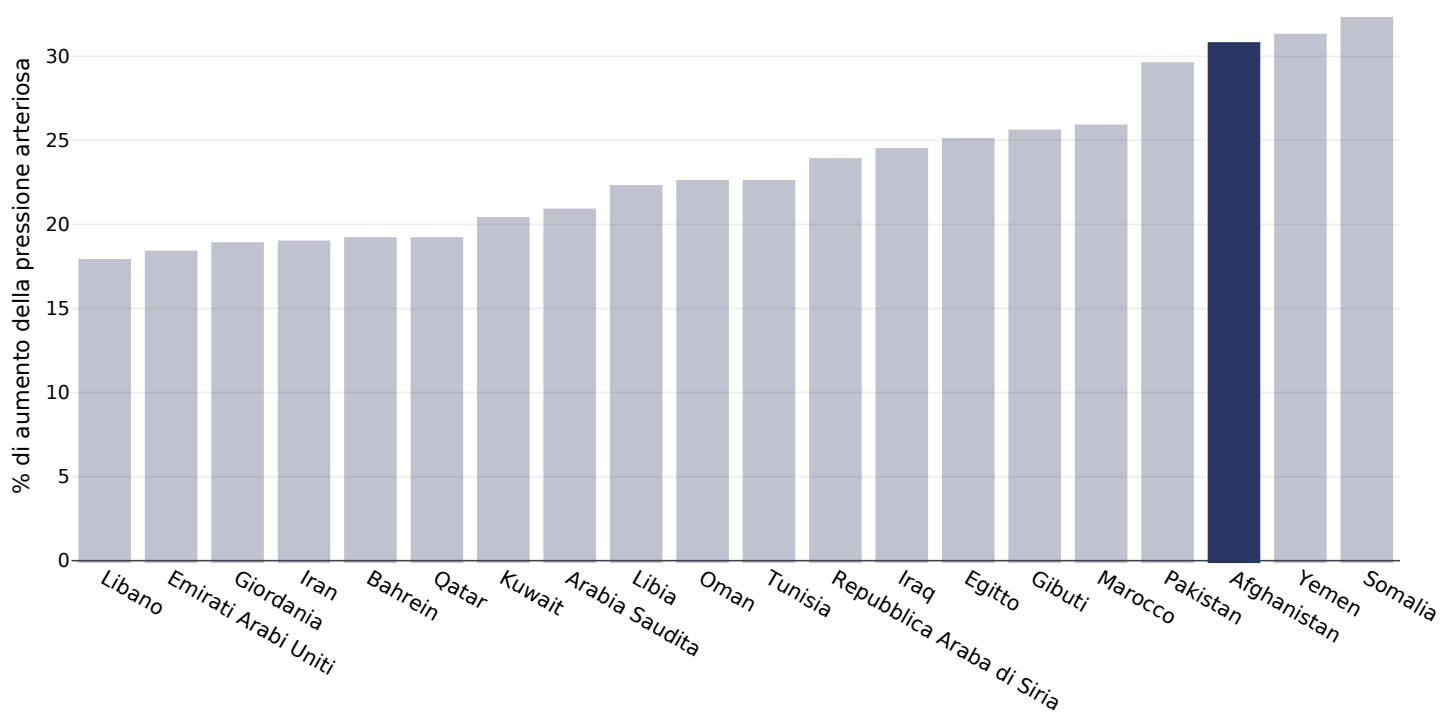
Riferimenti:

Global Health Observatory data repository, World Health Organisation,  
<http://apps.who.int/gho/data/node.main.A875?lang=en>

Definizioni (disponibile solo in inglese):

Age Standardised estimated % Raised blood pressure 2015 (SBP>=140 OR DBP>=90).

## Donne, 2015



Riferimenti:

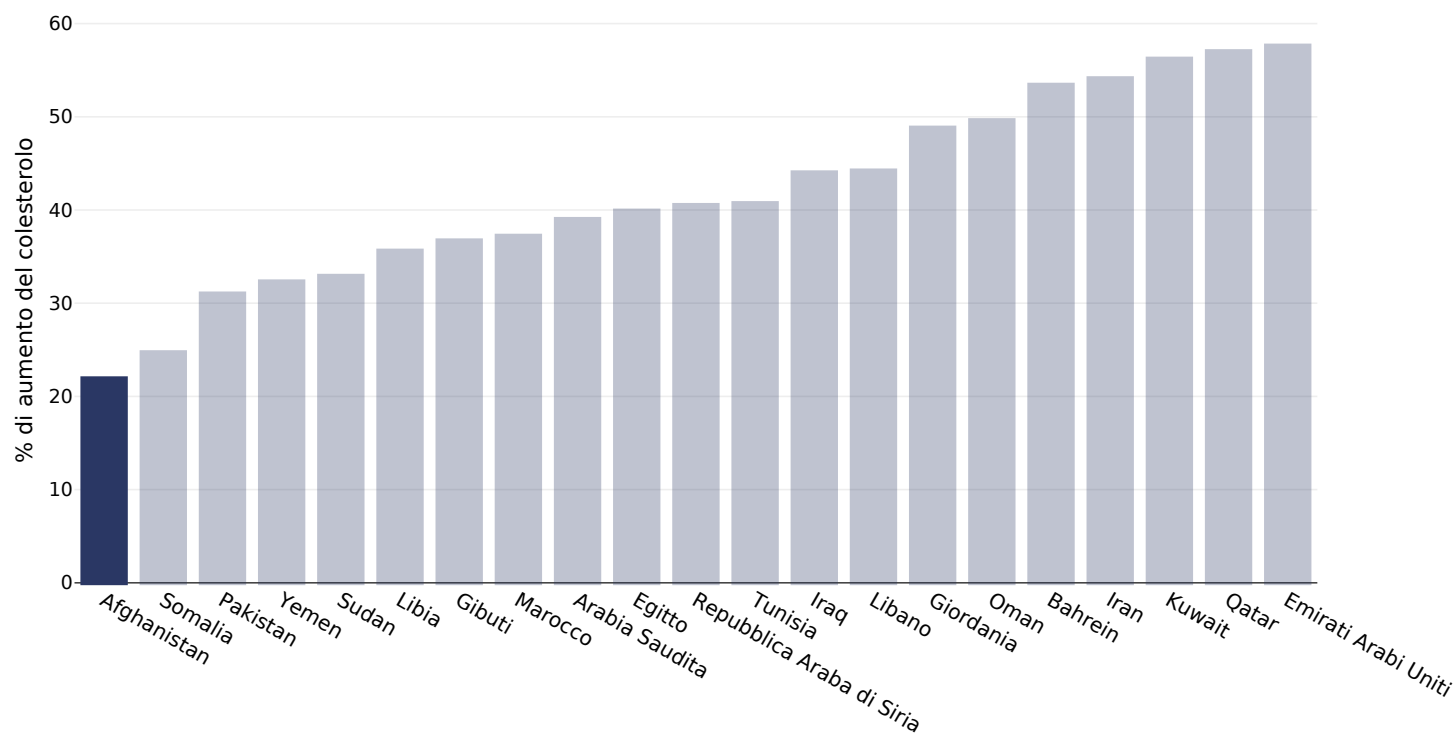
Global Health Observatory data repository, World Health Organisation,  
<http://apps.who.int/gho/data/node.main.A875?lang=en>

Definizioni (disponibile solo in inglese):

Age Standardised estimated % Raised blood pressure 2015 (SBP>=140 OR DBP>=90).

## Aumento del colesterolo

### Adulti, 2008



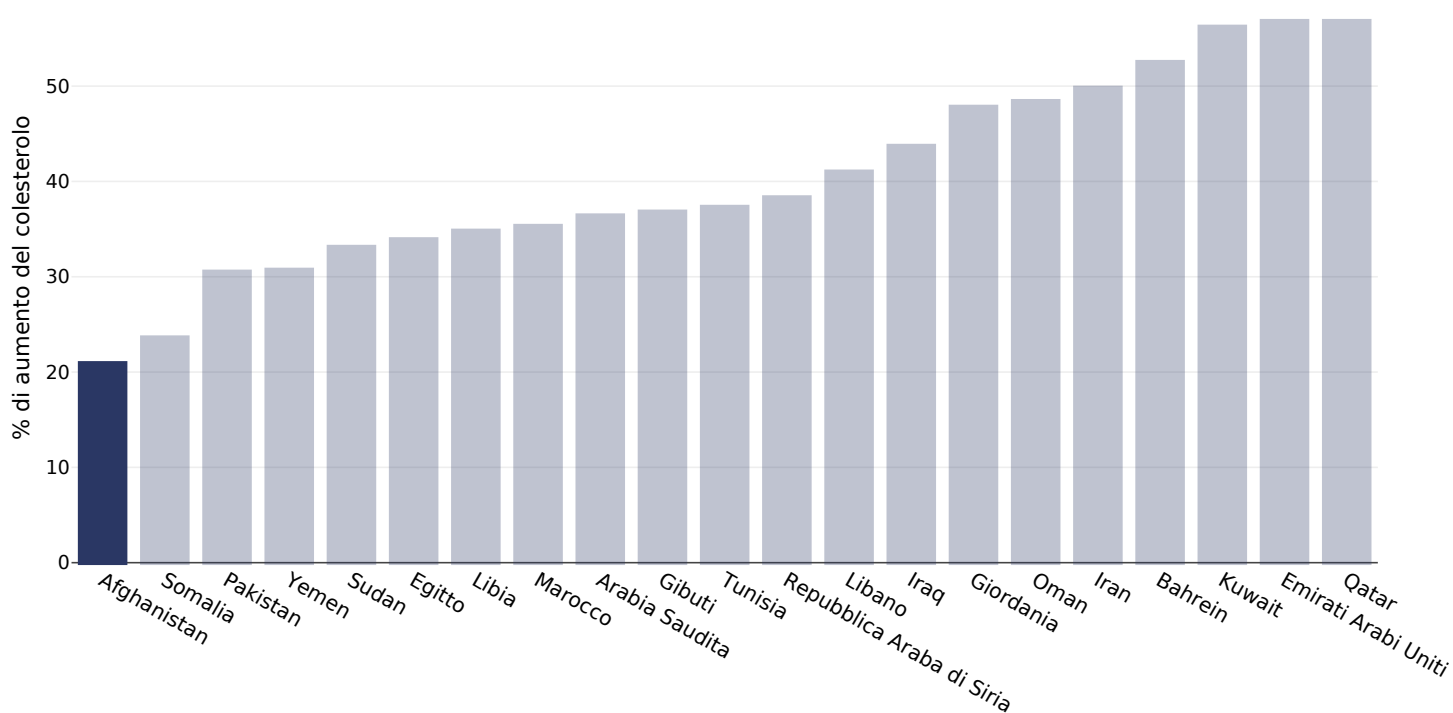
Riferimenti:

Global Health Observatory data repository, World Health Organisation,  
<http://apps.who.int/gho/data/node.main.A885>

Definizioni (disponibile solo in inglese):

% Raised total cholesterol ( $\geq 5.0$  mmol/L) (age-standardized estimate).

## Uomini, 2008



Riferimenti:

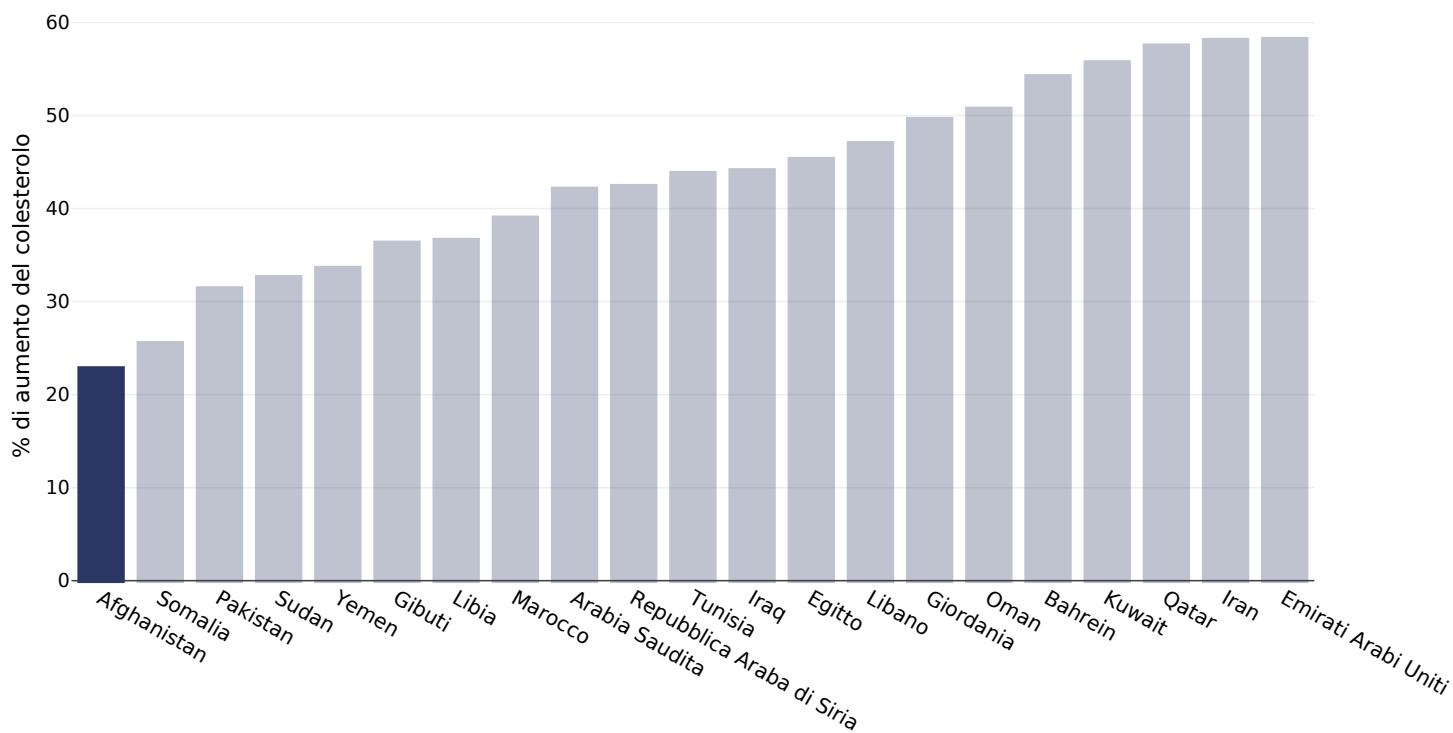
Global Health Observatory data repository, World Health Organisation,  
<http://apps.who.int/gho/data/node.main.A885>

Definizioni (disponibile solo in inglese):

% Raised total cholesterol ( $\geq 5.0$  mmol/L) (age-standardized estimate).



## Donne, 2008



Riferimenti:

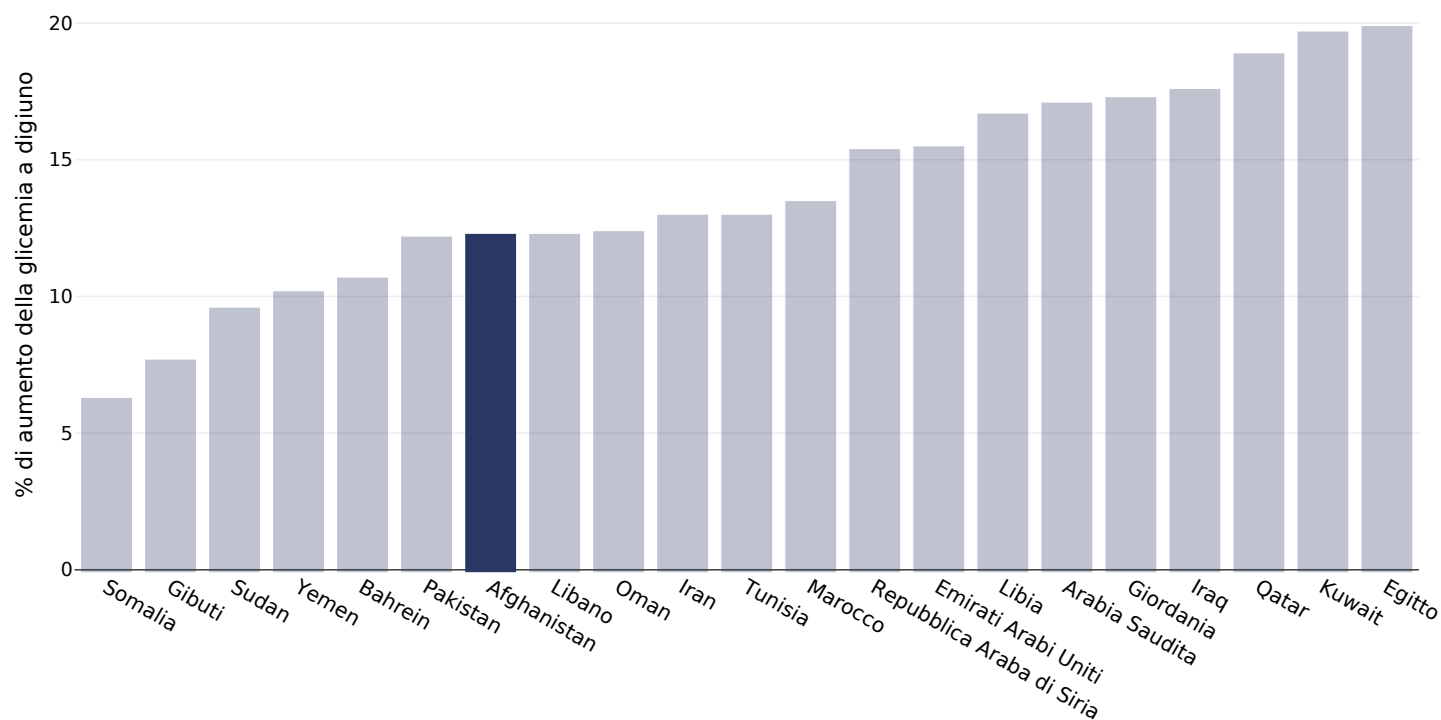
Global Health Observatory data repository, World Health Organisation,  
<http://apps.who.int/gho/data/node.main.A885>

Definizioni (disponibile solo in inglese):

% Raised total cholesterol ( $\geq 5.0$  mmol/L) (age-standardized estimate).

## Aumento della glicemia a digiuno

### Uomini, 2014



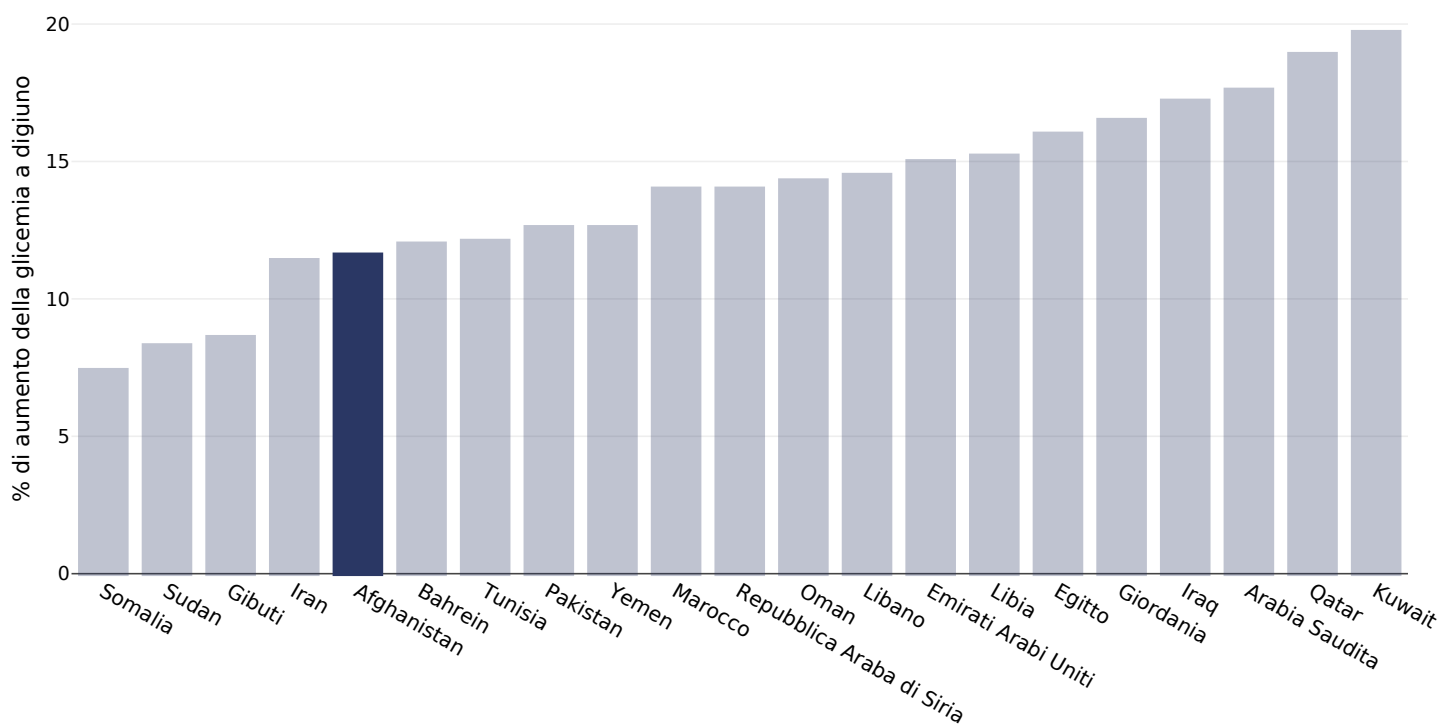
Riferimenti:

Global Health Observatory data repository, World Health Organisation,  
<http://apps.who.int/gho/data/node.main.A869?lang=en>

Definizioni (disponibile solo in inglese):

Age Standardised % raised fasting blood glucose ( $\geq 7.0$  mmol/L or on medication).

## Donne, 2014



Riferimenti:

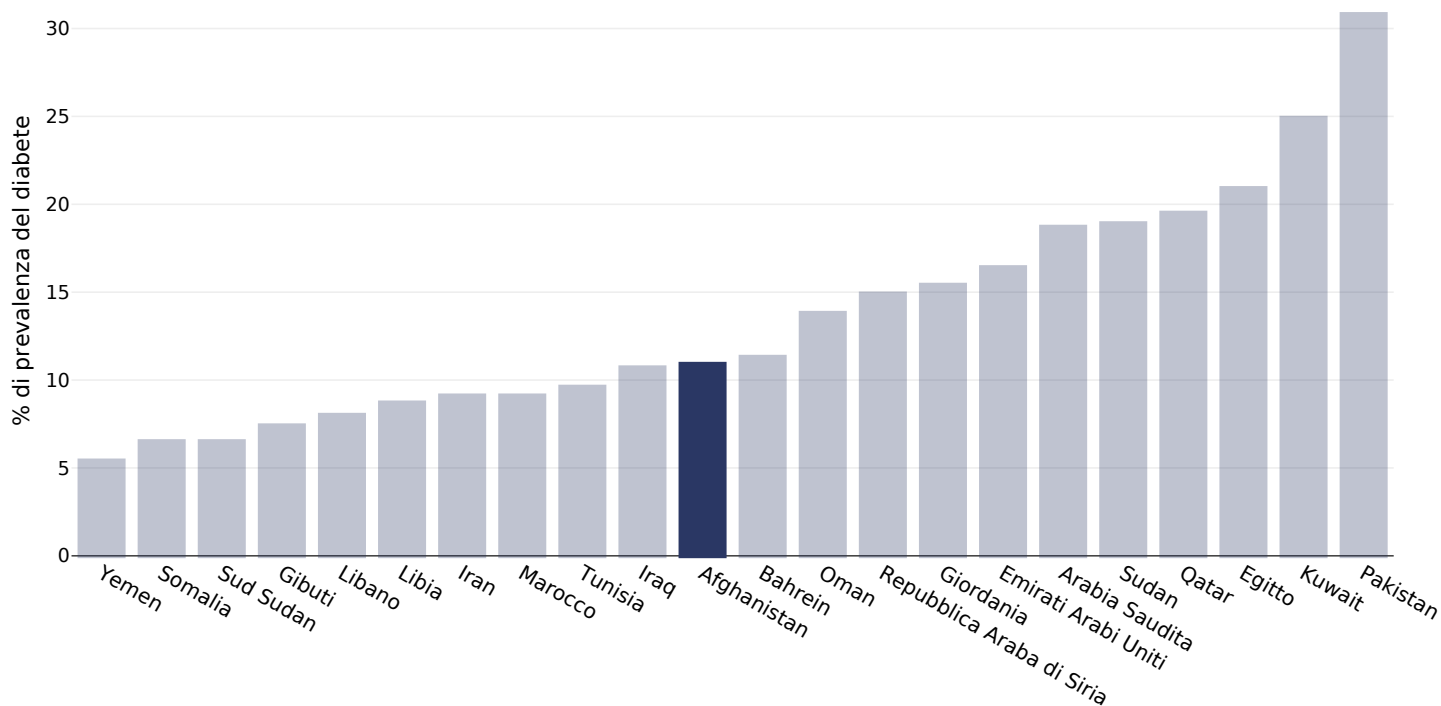
Global Health Observatory data repository, World Health Organisation,  
<http://apps.who.int/gho/data/node.main.A869?lang=en>

Definizioni (disponibile solo in inglese):

Age Standardised % raised fasting blood glucose ( $\geq 7.0$  mmol/L or on medication).

## Prevalenza del diabete

### Adulti, 2021



Età: 20-79

Area coperta: Nazionale

Riferimenti: Reproduced with kind permission International Diabetes Federation. IDF Diabetes Atlas, 10th edn. Brussels, Belgium:International Diabetes Federation, 2021. <http://www.diabetesatlas.org>

Definizioni (disponibile solo in inglese): Age-adjusted comparative prevalence of diabetes, %

## Contextual factors

**Disclaimer:** These contextual factors should be interpreted with care. Results are updated as regularly as possible and use very specific criteria. The criteria used and full definitions are available for download at the bottom of this page.



### Labelling

<b>Is there mandatory nutrition labelling?</b>	<b>X</b>
Front-of-package labelling?	X
Back-of-pack nutrition declaration?	X
Color coding?	X
Warning label?	X



## Regulation and marketing

<b>Are there fiscal policies on unhealthy products?</b>	<b>X</b>
Tax on unhealthy foods?	X
Tax on unhealthy drinks?	X
<b>Are there fiscal policies on healthy products?</b>	<b>X</b>
Subsidy on fruits?	X
Subsidy on vegetables?	X
Subsidy on other healthy products?	X
<b>Mandatory limit or ban of trans fat (all settings)?</b>	<b>X</b>
Mandatory limit of trans fats in place (all settings)?	X
Ban on trans-fats or phos in place (all settings)?	X
<b>Are there any mandatory policies/marketing restrictions on the promotion of unhealthy food/drinks to children?</b>	<b>X</b>
Mandatory restriction on broadcast media?	X
Mandatory restriction on non-broadcast media?	X
Voluntary policies/marketing restrictions on the promotion of unhealthy food/drinks to children?	X
<b>Are there mandatory standards for food in schools?</b>	<b>X</b>
<b>Are there any mandatory nutrient limits in any manufactured food products?</b>	<b>X</b>
<b>Nutrition standards for public sector procurement?</b>	<b>X</b>



## Political will and support

<b>National obesity strategy or nutrition and physical activity national strategy?</b>	<b>✗</b>
National obesity strategy?	✗
National childhood obesity strategy?	✗
Comprehensive nutrition strategy?	✓
Comprehensive physical activity strategy?	✗
<b>Evidence-based dietary guidelines and/or RDAs?</b>	✓
<b>National target(s) on reducing obesity?</b>	✓
<b>Guidelines/policy on obesity treatment?</b>	✗
<b>Promotion of breastfeeding?</b>	✓



## Monitoring and surveillance

<b>Monitoring of the prevalence and incidence for the main obesity-related NCDs and risk factors?</b>	✓
Within 5 years?	✓



## Governance and resource

<b>Multi-sectoral national co-ordination mechanism for obesity or nutrition (including obesity)?</b>	✓
--	---

### Key

✓ Present

✓  
v  
(voluntary) Present

✓ Incoming

✗ Absent

? Unknown

Last updated September 13, 2022

PDF created on June 4, 2024