

Report card

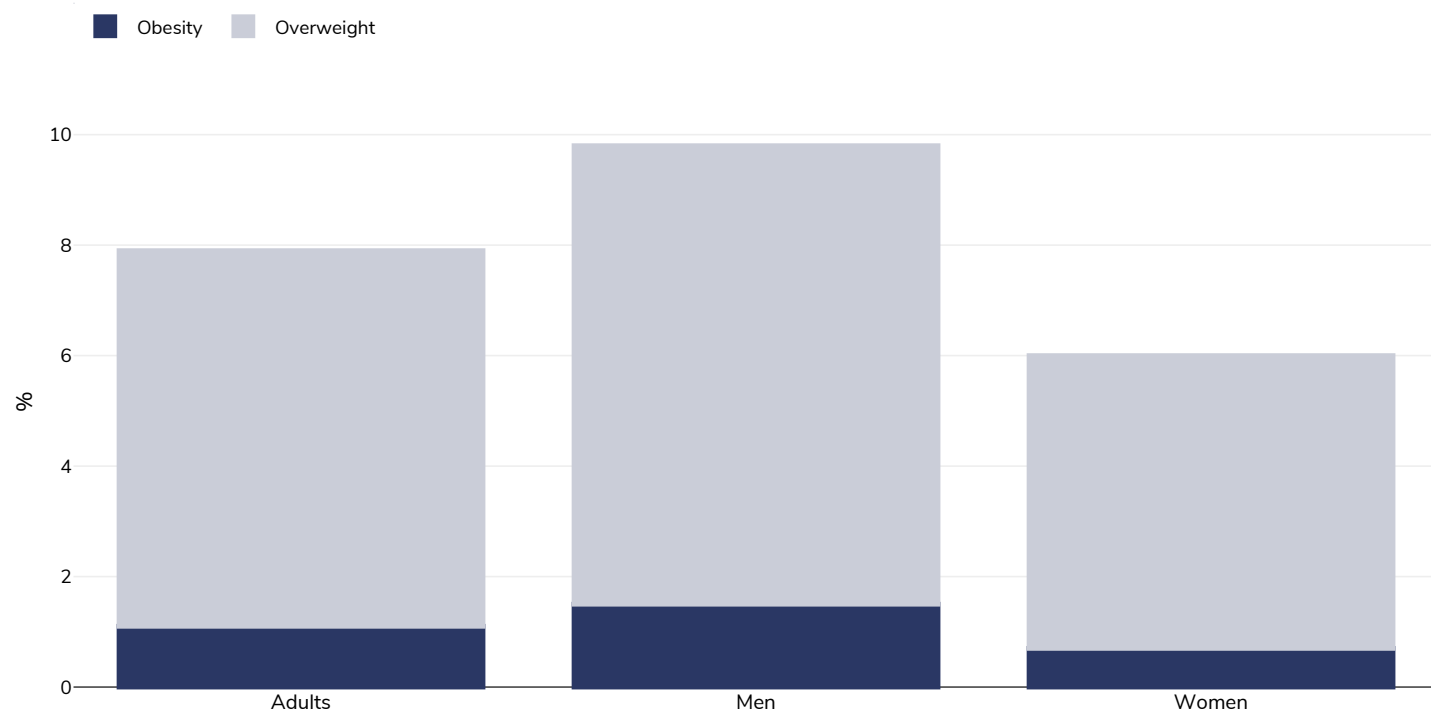
Timor-Leste



Contents	Page
Obesity prevalence	2
Trend: % Adults living with obesity, 2009-2016	4
Trend: % Adults living with overweight or obesity, 2009-2016	5
Overweight/obesity by education	6
Overweight/obesity by age	8
Overweight/obesity by region	10
Overweight/obesity by socio-economic group	13
Insufficient physical activity	15
Average daily frequency of carbonated soft drink consumption	21
Estimated per capita fruit intake	22
Prevalence of less than daily fruit consumption	23
Prevalence of less than daily vegetable consumption	24
Average weekly frequency of fast food consumption	25
Estimated per-capita processed meat intake	26
Estimated per capita whole grains intake	27
Mental health - depression disorders	28
Mental health - anxiety disorders	29
% Infants exclusively breastfed 0-5 months	30
Oesophageal cancer	31
Breast cancer	33
Colorectal cancer	34
Pancreatic cancer	36
Gallbladder cancer	38
Kidney cancer	40
Cancer of the uterus	42
Diabetes prevalence	43
Contextual factors	44

Obesity prevalence

Adults, 2016



Survey type: Measured

Age: 15-49

Sample size: 16051

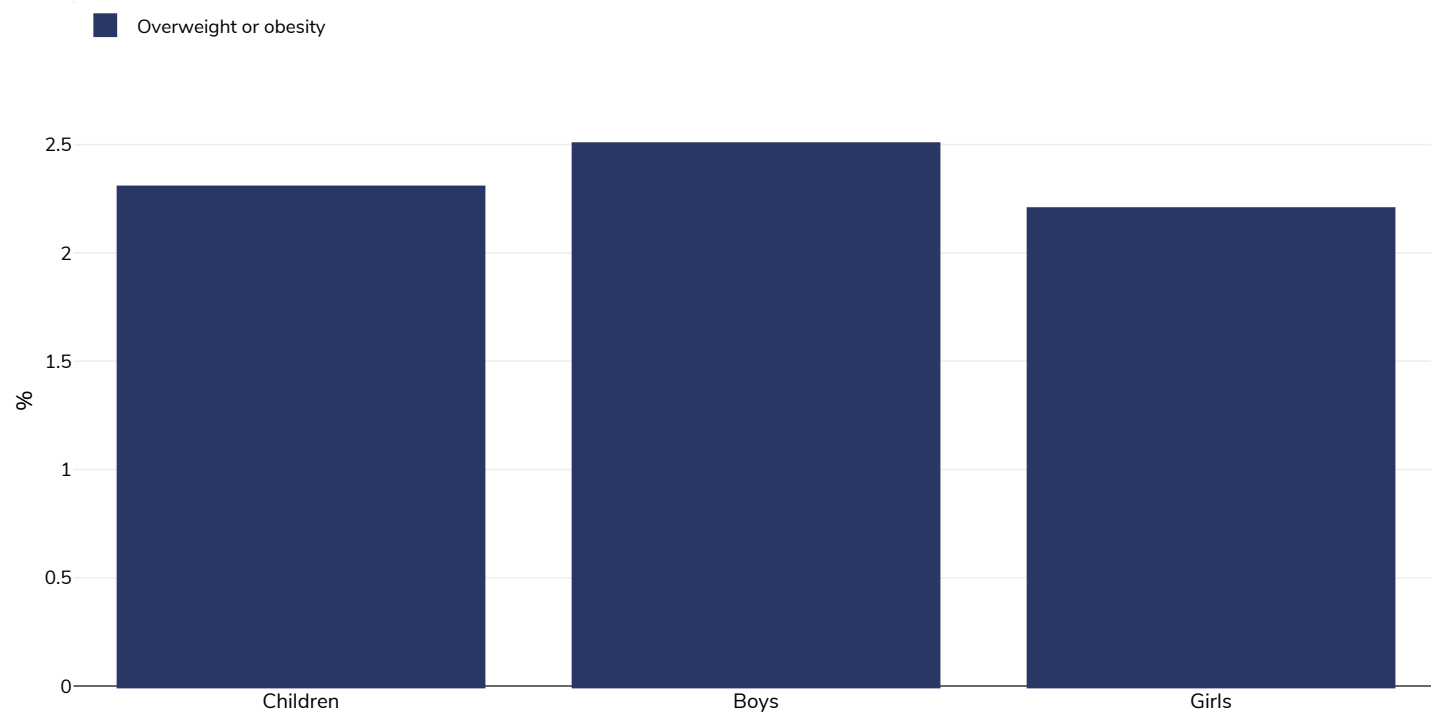
Area covered: National

References: General Directorate of Statistics - GDS/Timor-Leste. Ministry of Finance/Timor-Leste and ICF. 2018. Timor-Leste Demographic and Health Survey 2016. Dili, Timor-Leste and Rockville, Maryland, USA: GDS and ICF.

Notes: Demographic Health Survey data includes ever married women aged 15-49 years only and may include males aged 15-59. 4528 Men 11523 Women

Unless otherwise noted, overweight refers to a BMI between 25kg and 29.9kg/m², obesity refers to a BMI greater than 30kg/m².

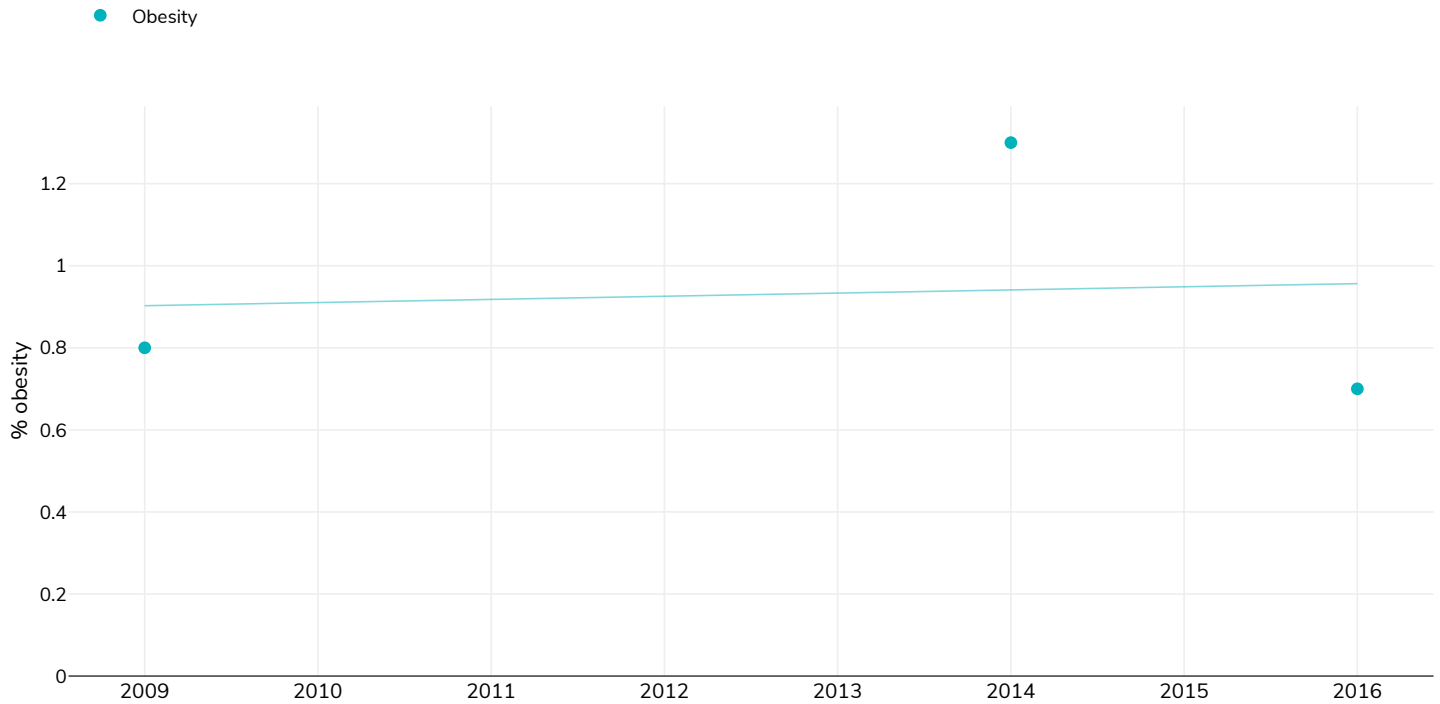
Children, 2016



Survey type:	Measured
Age:	0-5
Sample size:	7206
Area covered:	National
References:	General Directorate of Statistics - GDS/Timor-Leste. Ministry of Finance/Timor-Leste and ICF. 2018. Timor-Leste Demographic and Health Survey 2016. Dili, Timor-Leste and Rockville, Maryland, USA: GDS and ICF. https://dhsprogram.com/pubs/pdf/FR329/FR329.pdf (Accessed 28.06.21)
Notes:	Infants.
Definitions:	Weight for age. Overweight or obesity = >+2SD
Cutoffs:	Other

% Adults living with obesity, 2009-2016

Women



Survey type:

Measured

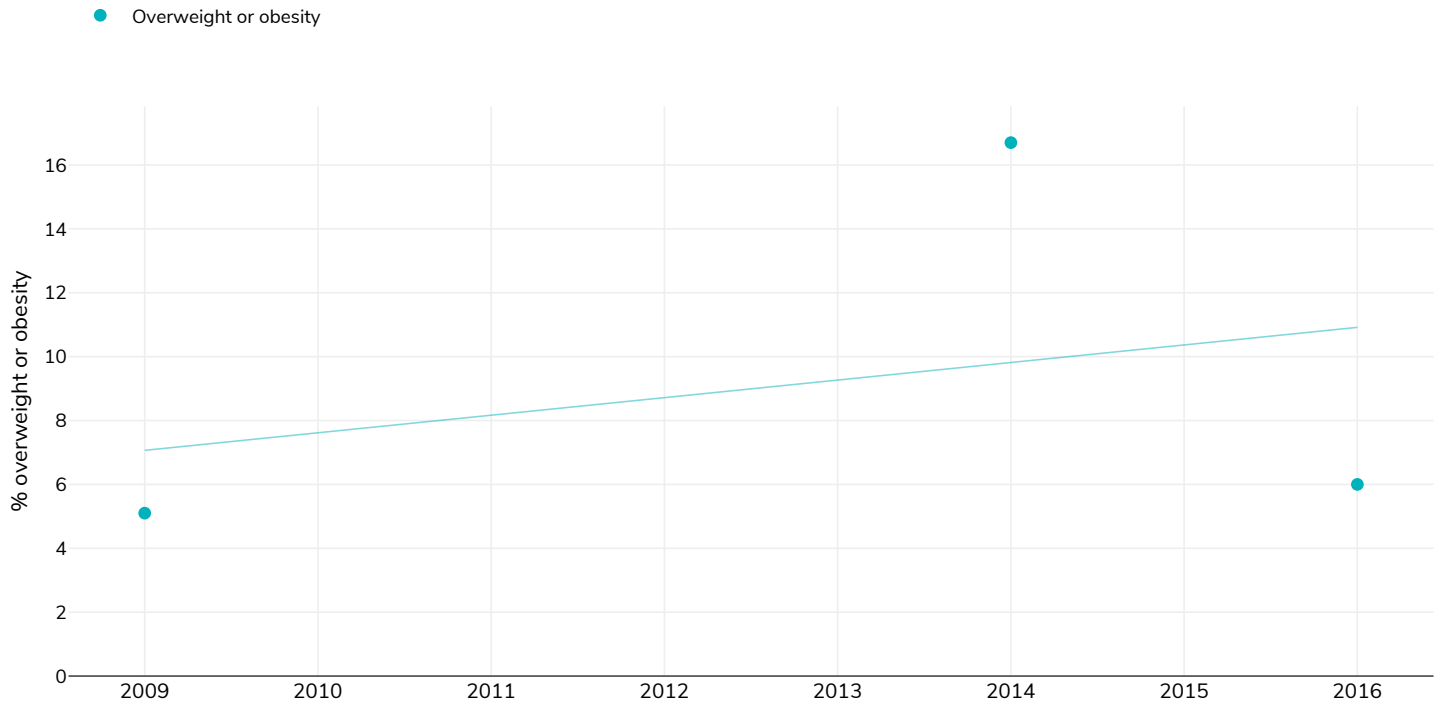
References:

2009: National Statistics Directorate (NSD) [Timor-Leste], Ministry of Finance [Timor-Leste], and ICF Macro. 2010. Timor-Leste Demographic and Health Survey 2009-10. Dili, Timor-Leste: NSD [Timor-Leste] and ICF Macro.
 2014: Non Communicable Diseases Risk Factors: STEPS Survey Timor-Leste 2014
 2016: General Directorate of Statistics - GDS/Timor-Leste. Ministry of Finance/Timor-Leste and ICF. 2018. Timor-Leste Demographic and Health Survey 2016. Dili, Timor-Leste and Rockville, Maryland, USA: GDS and ICF.

Different methodologies may have been used to collect this data and so data from different surveys may not be strictly comparable. Please check with original data sources for methodologies used.

% Adults living with overweight or obesity, 2009-2016

Women



Survey type:

Measured

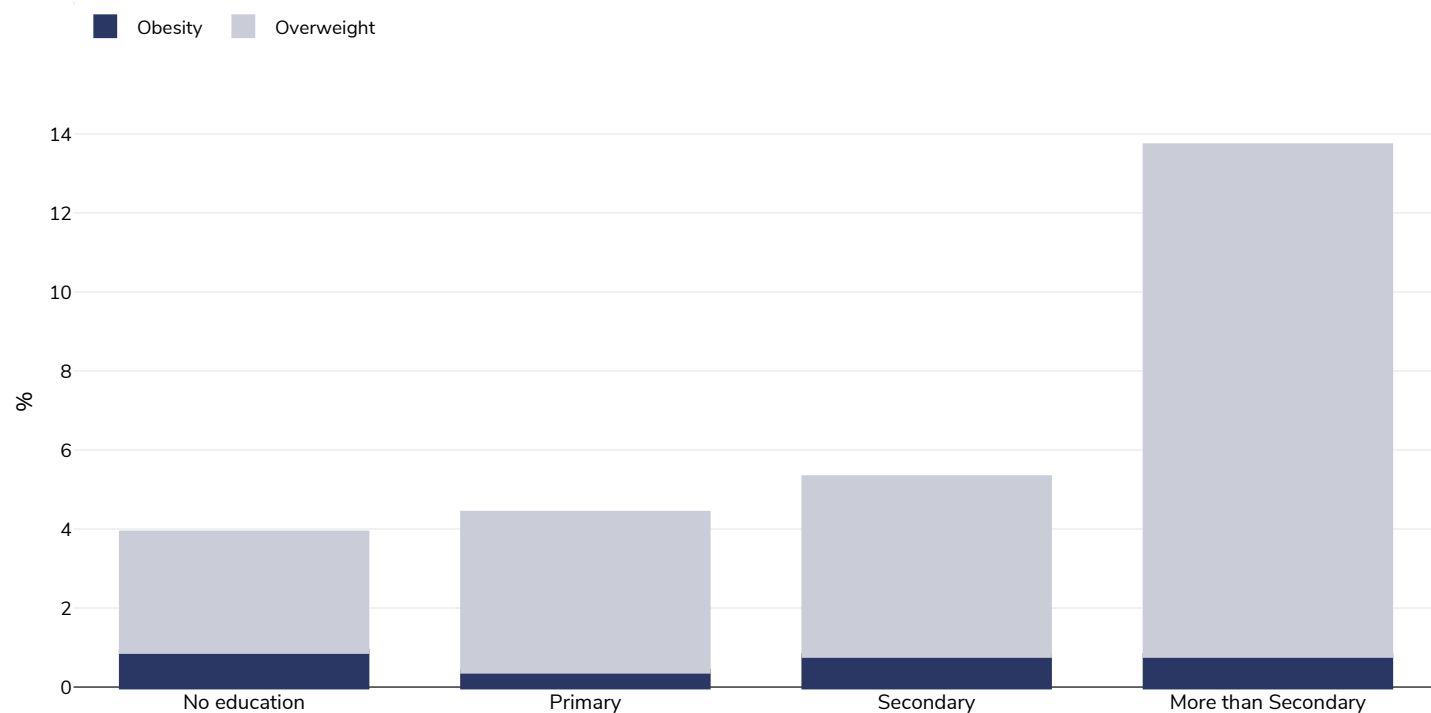
References:

2009: National Statistics Directorate (NSD) [Timor-Leste], Ministry of Finance [Timor-Leste], and ICF Macro. 2010. Timor-Leste Demographic and Health Survey 2009-10. Dili, Timor-Leste: NSD [Timor-Leste] and ICF Macro.
 2014: Non Communicable Diseases Risk Factors: STEPS Survey Timor-Leste 2014
 2016: General Directorate of Statistics - GDS/Timor-Leste. Ministry of Finance/Timor-Leste and ICF. 2018. Timor-Leste Demographic and Health Survey 2016. Dili, Timor-Leste and Rockville, Maryland, USA: GDS and ICF.

Different methodologies may have been used to collect this data and so data from different surveys may not be strictly comparable. Please check with original data sources for methodologies used.

Overweight/obesity by education

Men, 2016



Survey type: Measured

Age: 15-49

Sample size: 16051

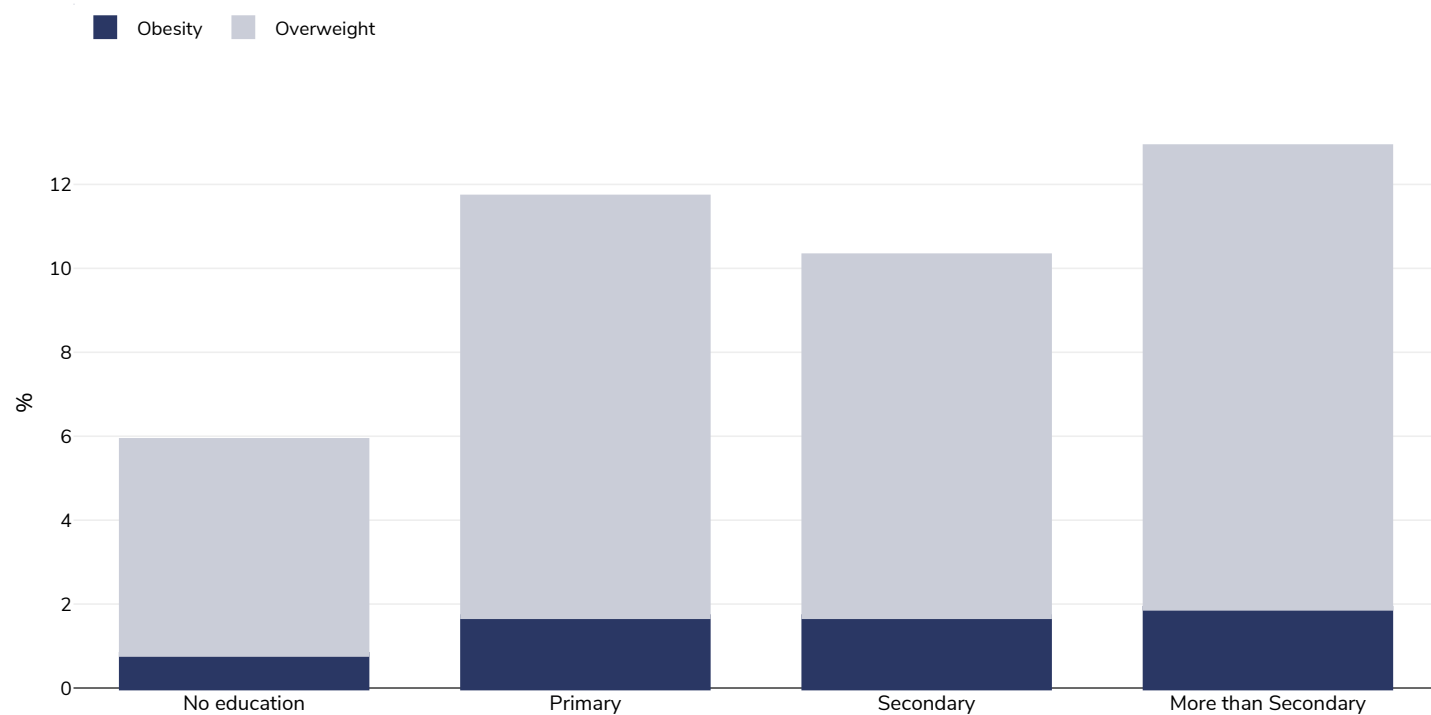
Area covered: National

References: General Directorate of Statistics - GDS/Timor-Leste. Ministry of Finance/Timor-Leste and ICF. 2018. Timor-Leste Demographic and Health Survey 2016. Dili, Timor-Leste and Rockville, Maryland, USA: GDS and ICF.

Notes: Demographic Health Survey data includes ever married women aged 15-49 years only and may include males aged 15-59.

Unless otherwise noted, overweight refers to a BMI between 25kg and 29.9kg/m², obesity refers to a BMI greater than 30kg/m².

Women, 2016

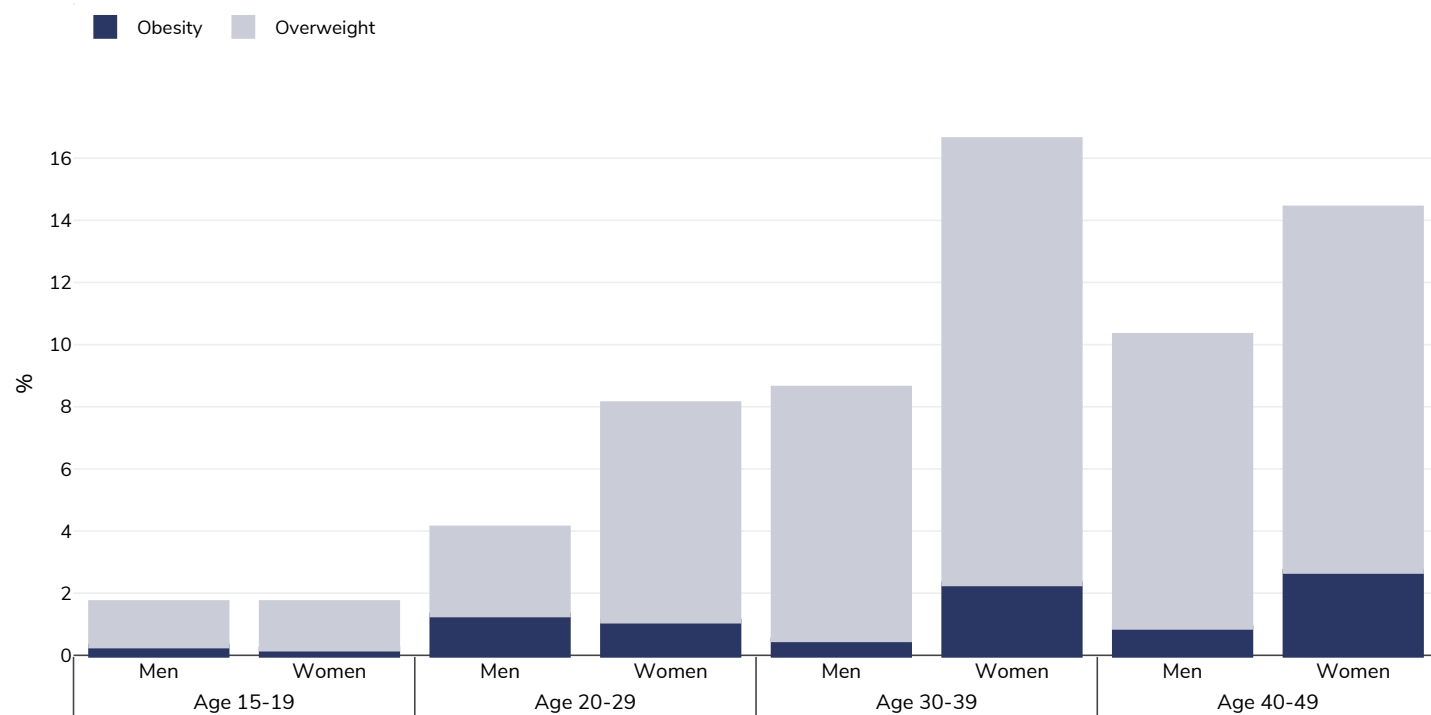


Survey type:	Measured
Age:	15-49
Sample size:	16051
Area covered:	National
References:	General Directorate of Statistics - GDS/Timor-Leste. Ministry of Finance/Timor-Leste and ICF. 2018. Timor-Leste Demographic and Health Survey 2016. Dili, Timor-Leste and Rockville, Maryland, USA: GDS and ICF.
Notes:	Demographic Health Survey data includes ever married women aged 15-49 years only and may include males aged 15-59.

Unless otherwise noted, overweight refers to a BMI between 25kg and 29.9kg/m², obesity refers to a BMI greater than 30kg/m².

Overweight/obesity by age

Adults, 2016



Survey type: Measured

Sample size: 4528 Men 11523 Women

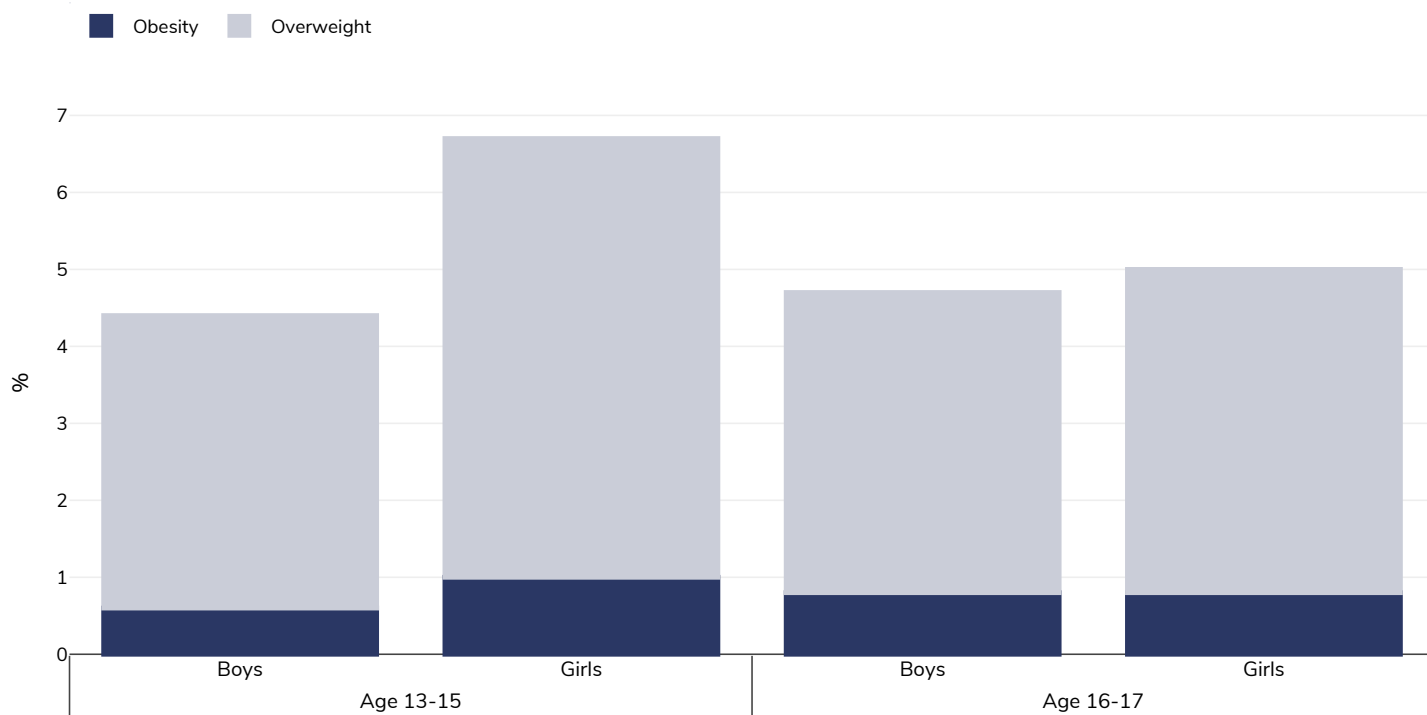
Area covered: National

References: General Directorate of Statistics - GDS/Timor-Leste. Ministry of Finance/Timor-Leste and ICF. 2018. Timor-Leste Demographic and Health Survey 2016. Dili, Timor-Leste and Rockville, Maryland, USA: GDS and ICF.

Notes: Demographic Health Survey data includes ever married women aged 15-49 years only and may include males aged 15-59.

Unless otherwise noted, overweight refers to a BMI between 25kg and 29.9kg/m², obesity refers to a BMI greater than 30kg/m².

Children, 2015



Survey type: Measured

Sample size: 3704

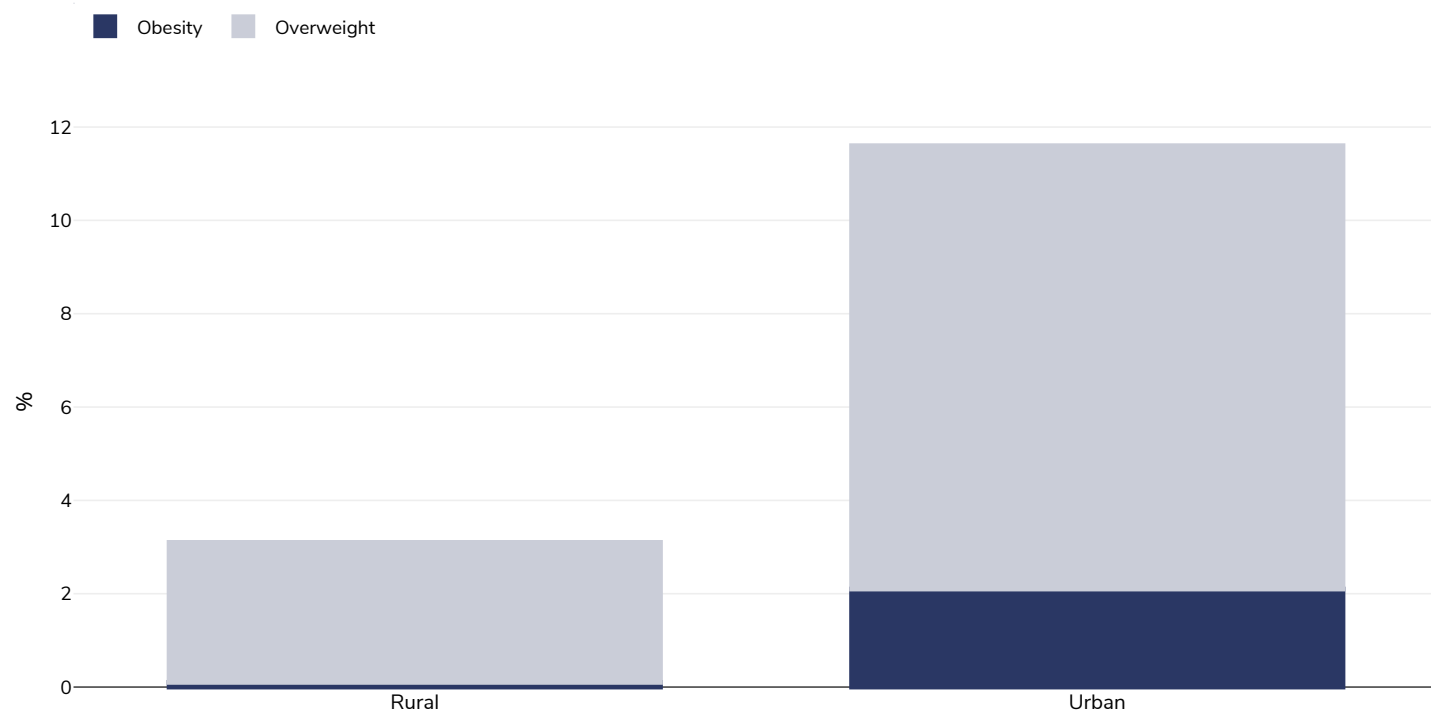
Area covered: National

References: 2015 GSHS Fact Sheet Timor-Leste. Available at: https://cdn.who.int/media/docs/default-source/ncds/ncd-surveillance/data-reporting/timor-leste/gshs/gshs_2015_timor-leste_fact_sheet.pdf?sfvrsn=4de01c39_5&download=true

Cutoffs: BMI-for-age

Overweight/obesity by region

Men, 2016



Survey type: Measured

Age: 15-49

Sample size: 4528 Men 11523 Women

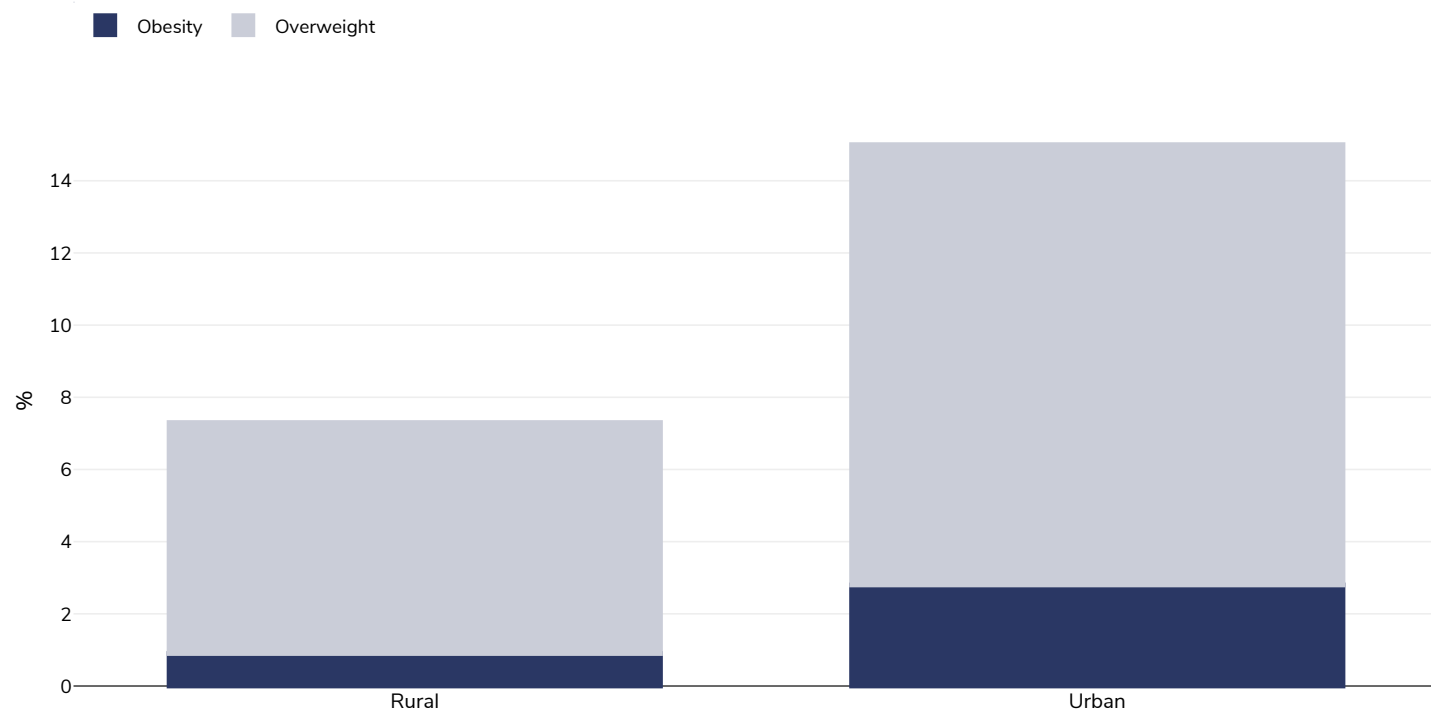
Area covered: National

References: General Directorate of Statistics - GDS/Timor-Leste. Ministry of Finance/Timor-Leste and ICF. 2018. Timor-Leste Demographic and Health Survey 2016. Dili, Timor-Leste and Rockville, Maryland, USA: GDS and ICF.

Notes: Demographic Health Survey data includes ever married women aged 15-49 years only and may include males aged 15-59.

Unless otherwise noted, overweight refers to a BMI between 25kg and 29.9kg/m², obesity refers to a BMI greater than 30kg/m².

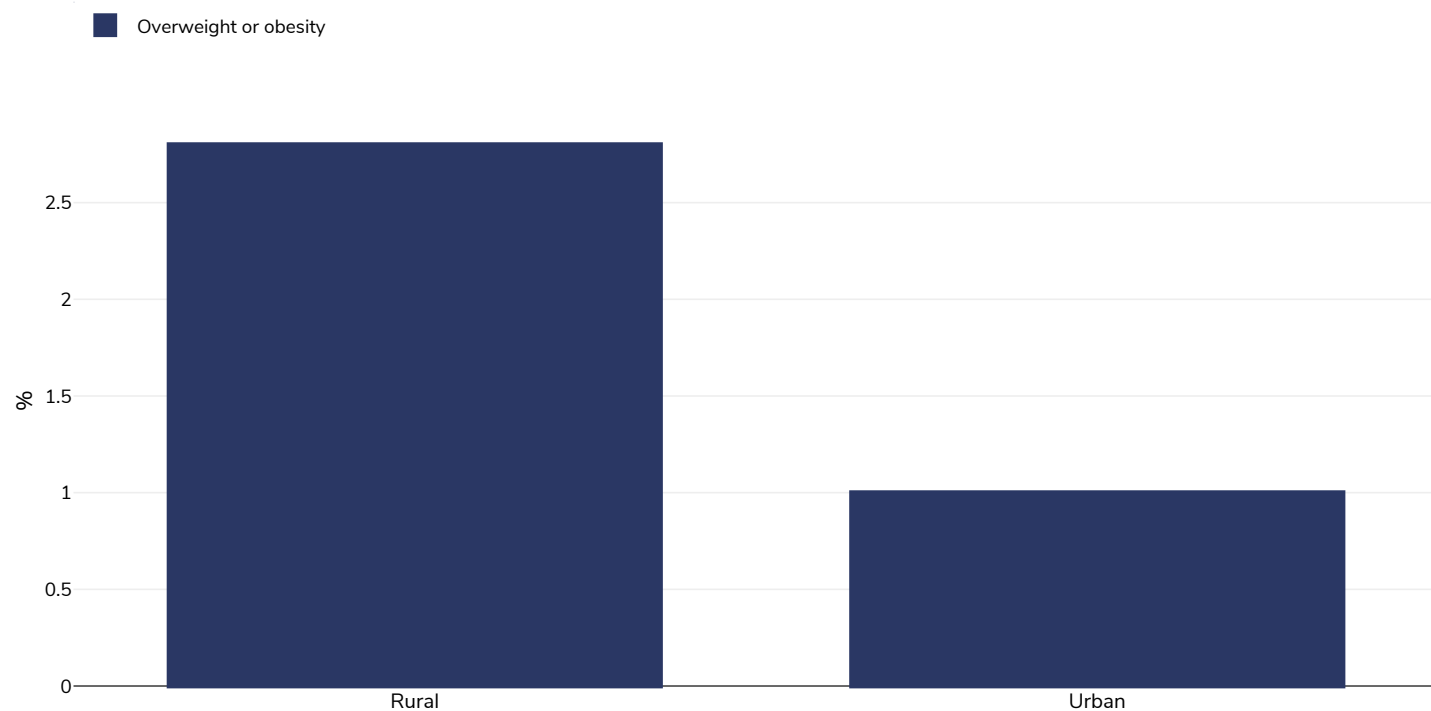
Women, 2016



Survey type:	Measured
Age:	15-49
Sample size:	4528 Men 11523 Women
Area covered:	National
References:	General Directorate of Statistics - GDS/Timor-Leste. Ministry of Finance/Timor-Leste and ICF. 2018. Timor-Leste Demographic and Health Survey 2016. Dili, Timor-Leste and Rockville, Maryland, USA: GDS and ICF.
Notes:	Demographic Health Survey data includes ever married women aged 15-49 years only and may include males aged 15-59.

Unless otherwise noted, overweight refers to a BMI between 25kg and 29.9kg/m², obesity refers to a BMI greater than 30kg/m².

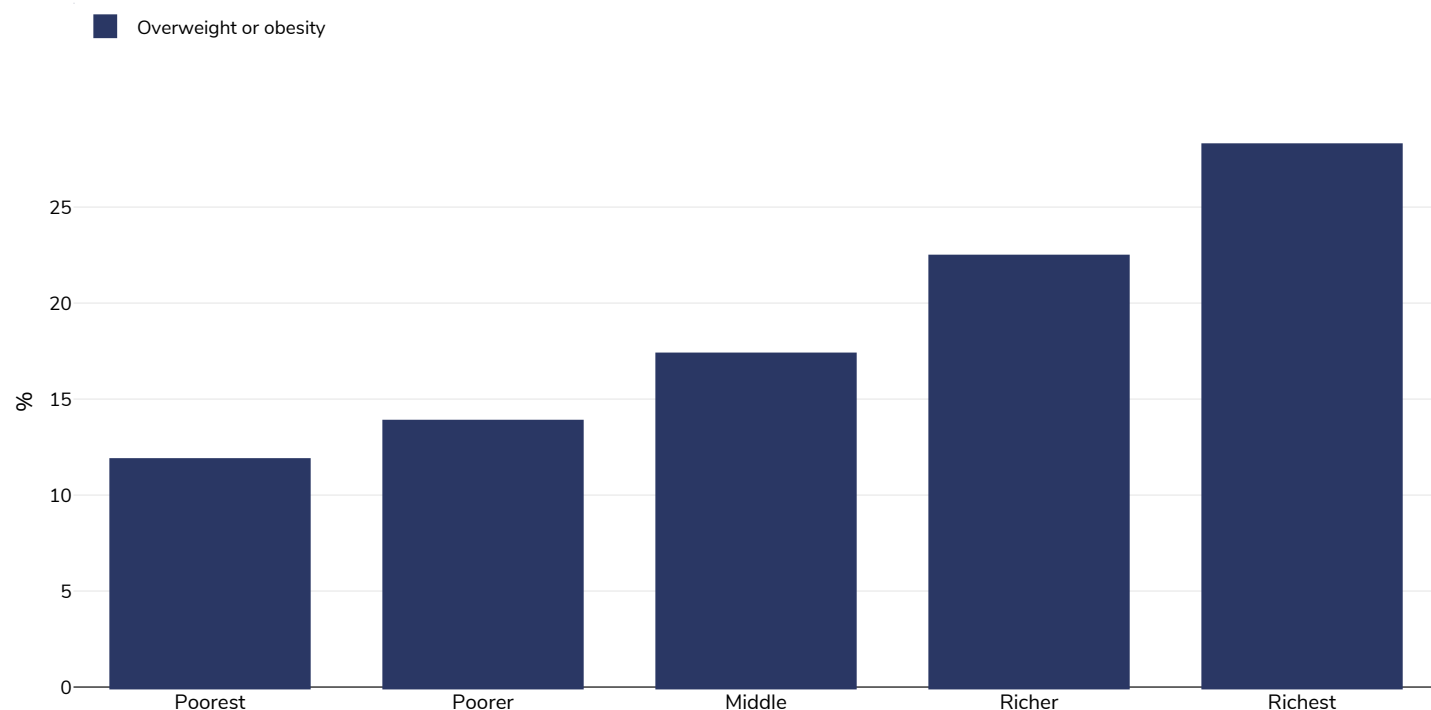
Children, 2016



Survey type:	Measured
Sample size:	7206
Area covered:	National
References:	General Directorate of Statistics - GDS/Timor-Leste. Ministry of Finance/Timor-Leste and ICF. 2018. Timor-Leste Demographic and Health Survey 2016. Dili, Timor-Leste and Rockville, Maryland, USA: GDS and ICF.
Notes:	Infants.
Definitions:	Weight for age. Overweight or obesity = $>+2SD$
Cutoffs:	Other

Overweight/obesity by socio-economic group

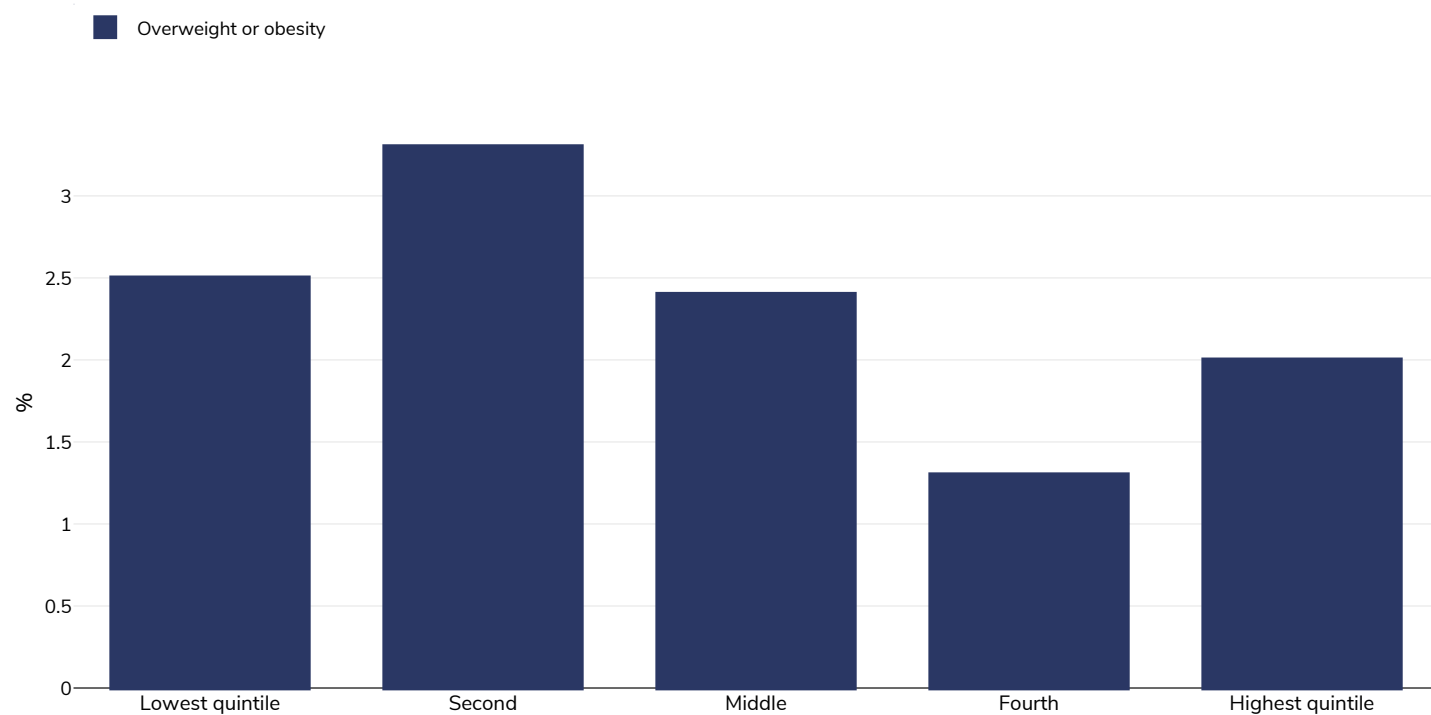
Adults, 2016



Survey type:	Measured
Age:	15-49
Sample size:	16488
Area covered:	National
References:	Prevalence and factors associated with underweight, overweight and obesity among 15-49-year-old men and women in Timor-Leste. Available at: https://www.ncbi.nlm.nih.gov/pmc/articles/PMC8830684/

Unless otherwise noted, overweight refers to a BMI between 25kg and 29.9kg/m², obesity refers to a BMI greater than 30kg/m².

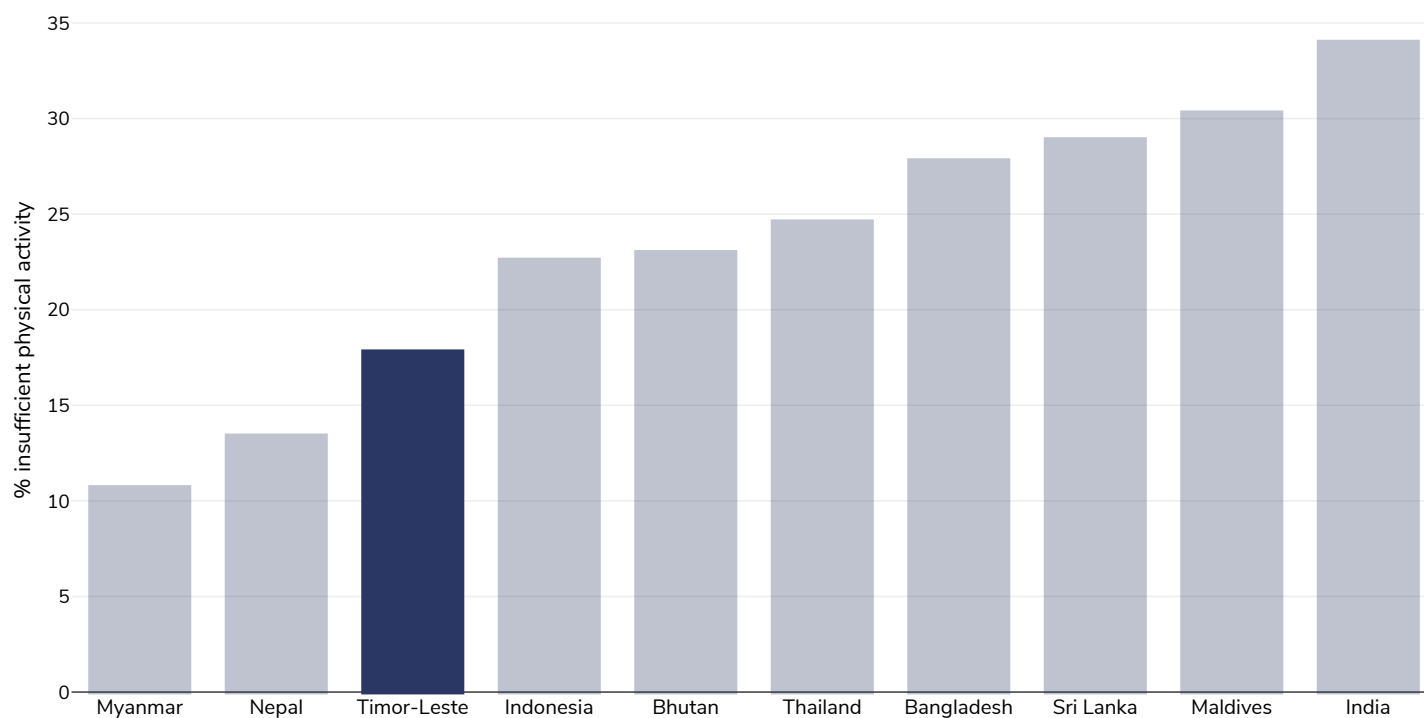
Children, 2016



Survey type:	Measured
Sample size:	7206
Area covered:	National
References:	General Directorate of Statistics - GDS/Timor-Leste. Ministry of Finance/Timor-Leste and ICF. 2018. Timor-Leste Demographic and Health Survey 2016. Dili, Timor-Leste and Rockville, Maryland, USA: GDS and ICF.. https://dhsprogram.com/pubs/pdf/FR329/FR329.pdf (Accessed 28.06.21)
Notes:	Infants.
Definitions:	Weight for age. Overweight or obesity = $>+2SD$
Cutoffs:	Other

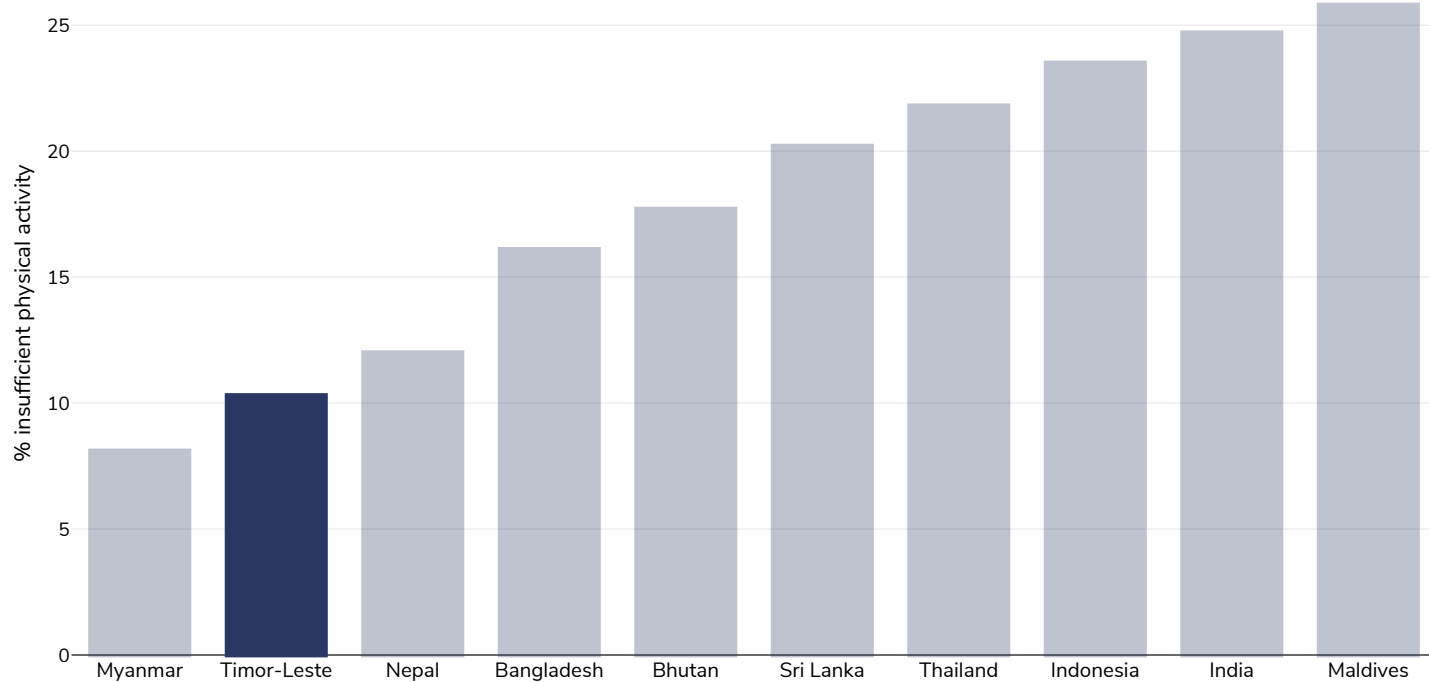
Insufficient physical activity

Adults, 2016



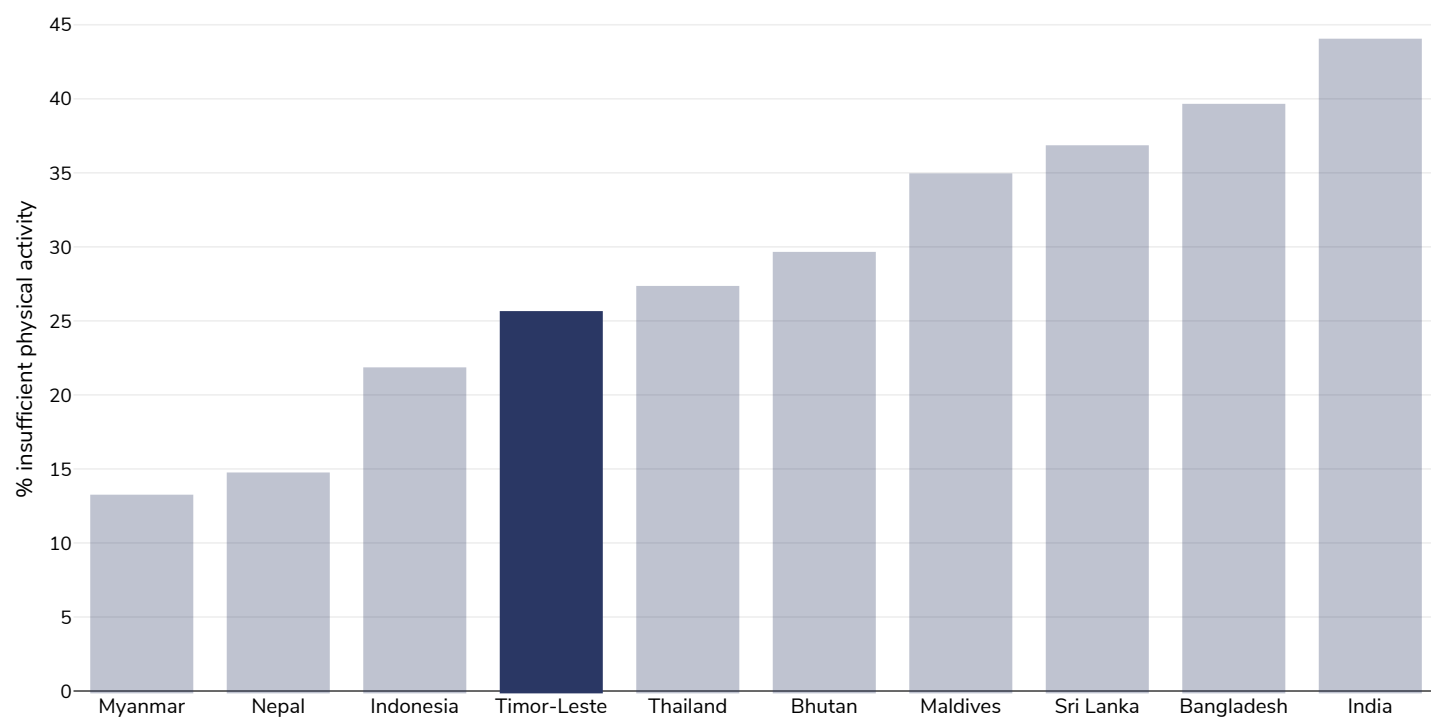
References: Guthold R, Stevens GA, Riley LM, Bull FC. Worldwide trends in insufficient physical activity from 2001 to 2016: a pooled analysis of 358 population-based surveys with 1.9 million participants. Lancet 2018 [http://dx.doi.org/10.1016/S2214-109X\(18\)30357-7](http://dx.doi.org/10.1016/S2214-109X(18)30357-7)

Men, 2016



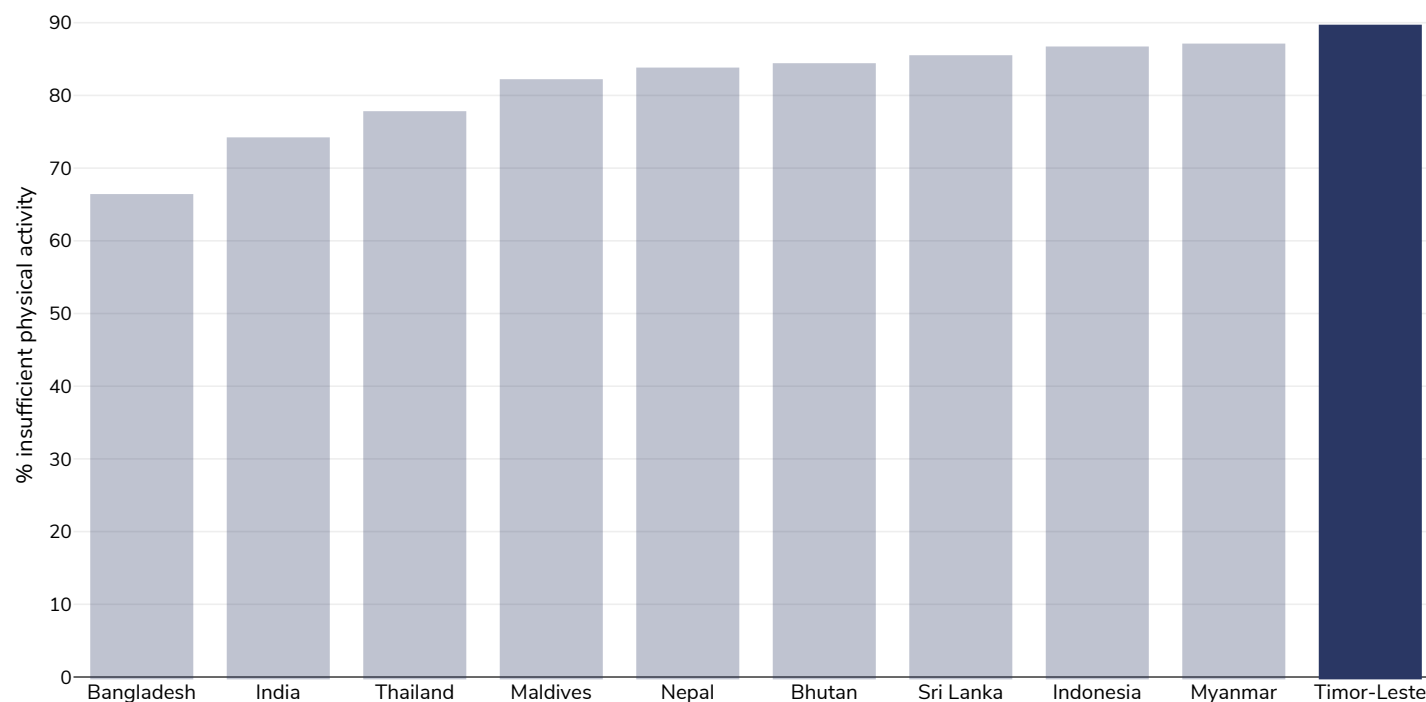
References: Guthold R, Stevens GA, Riley LM, Bull FC. Worldwide trends in insufficient physical activity from 2001 to 2016: a pooled analysis of 358 population-based surveys with 1.9 million participants. Lancet 2018 [http://dx.doi.org/10.1016/S2214-109X\(18\)30357-7](http://dx.doi.org/10.1016/S2214-109X(18)30357-7)

Women, 2016



References: Guthold R, Stevens GA, Riley LM, Bull FC. Worldwide trends in insufficient physical activity from 2001 to 2016: a pooled analysis of 358 population-based surveys with 1.9 million participants. Lancet 2018 [http://dx.doi.org/10.1016/S2214-109X\(18\)30357-7](http://dx.doi.org/10.1016/S2214-109X(18)30357-7)

Children, 2016



Survey type:

Self-reported

Age:

11-17

References:

Global Health Observatory data repository, World Health Organisation, <https://apps.who.int/gho/data/node.main.A893ADO?lang=en> (last accessed 16.03.21)

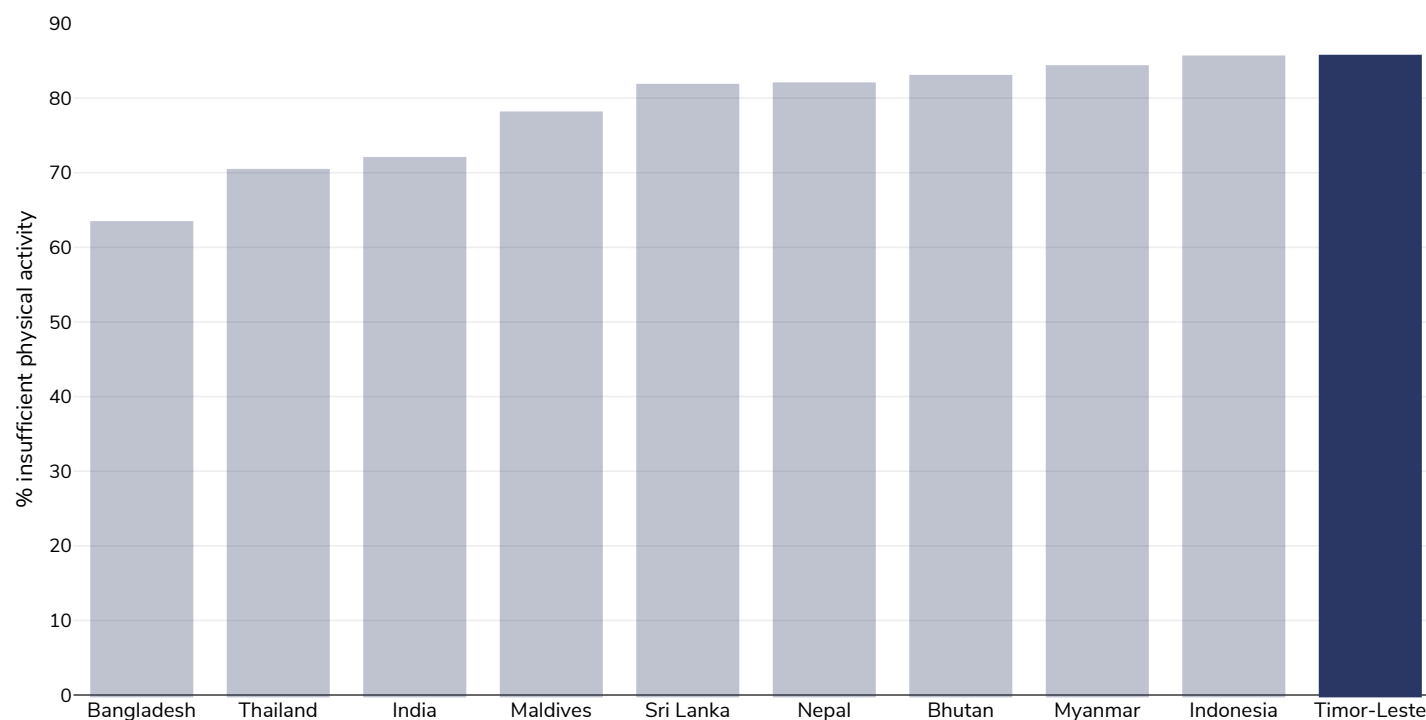
Notes:

% of school going adolescents not meeting WHO recommendations on Physical Activity for Health, i.e. doing less than 60 minutes of moderate- to vigorous-intensity physical activity daily.

Definitions:

% Adolescents insufficiently active (age standardised estimate)

Boys, 2016



Survey type:

Self-reported

Age:

11-17

References:

Global Health Observatory data repository, World Health Organisation, <https://apps.who.int/gho/data/node.main.A893ADO?lang=en> (last accessed 16.03.21)

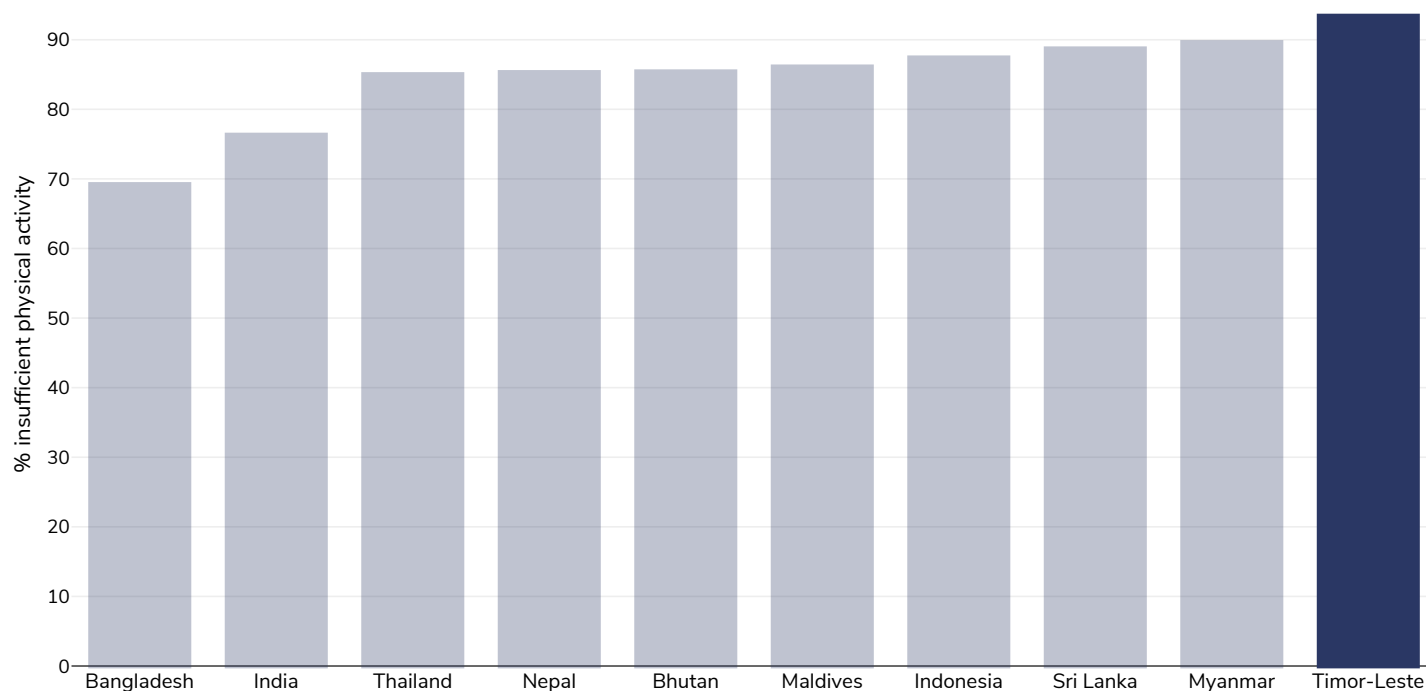
Notes:

% of school going adolescents not meeting WHO recommendations on Physical Activity for Health, i.e. doing less than 60 minutes of moderate- to vigorous-intensity physical activity daily.

Definitions:

% Adolescents insufficiently active (age standardised estimate)

Girls, 2016



Survey type:

Self-reported

Age:

11-17

References:

Global Health Observatory data repository, World Health Organisation,
<https://apps.who.int/gho/data/node.main.A893ADO?lang=en> (last accessed 16.03.21)

Notes:

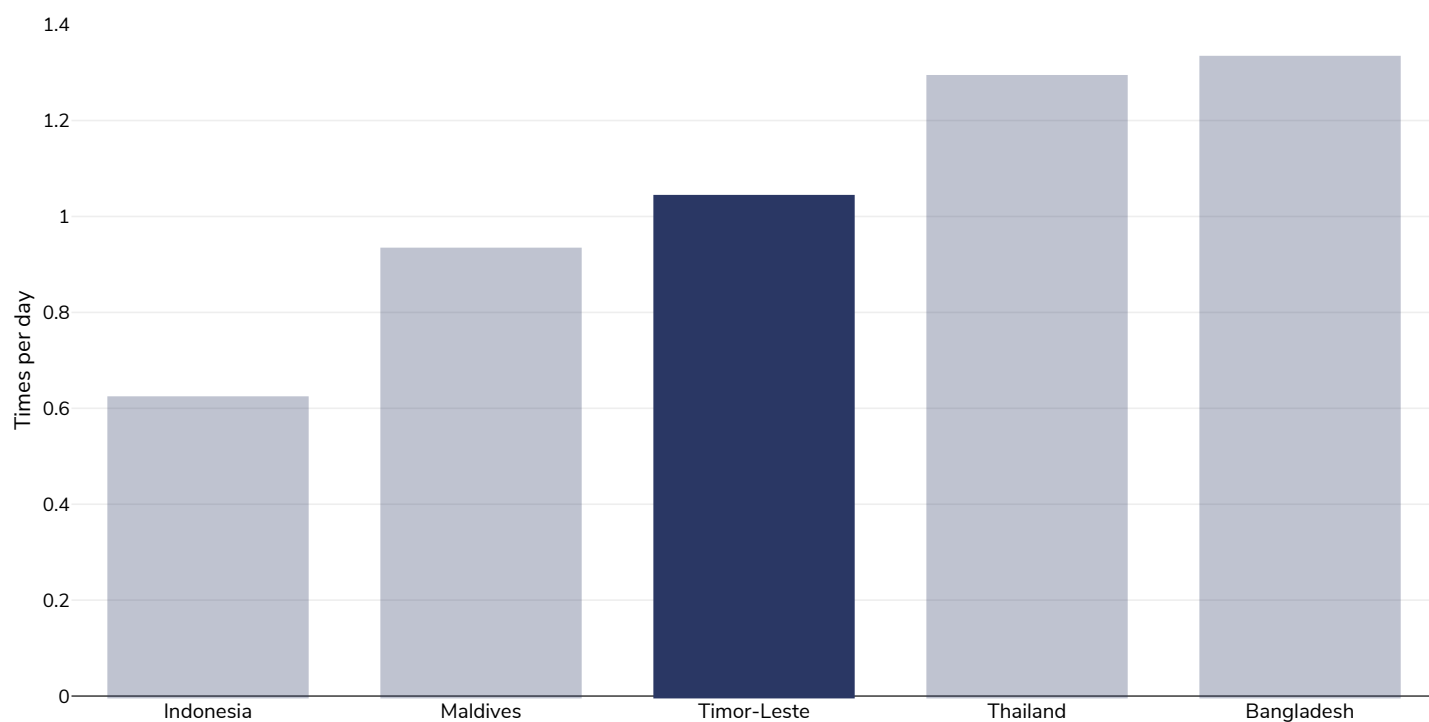
% of school going adolescents not meeting WHO recommendations on Physical Activity for Health, i.e. doing less than 60 minutes of moderate- to vigorous-intensity physical activity daily.

Definitions:

% Adolescents insufficiently active (age standardised estimate)

Average daily frequency of carbonated soft drink consumption

Children, 2014-2015



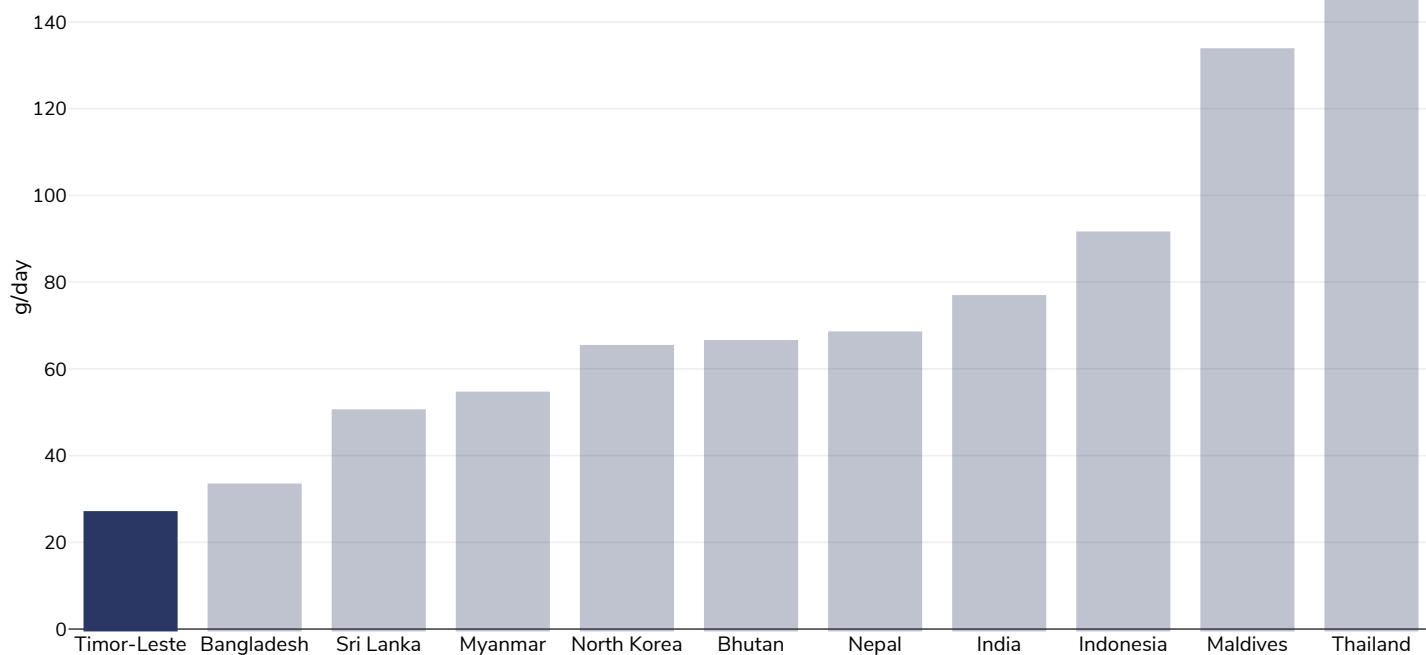
Survey type: Measured

Age: 12-17

References: Beal et al. (2019). Global Patterns of Adolescent Fruit, Vegetable, Carbonated Soft Drink, and Fast-food consumption: A meta-analysis of global school-based student health surveys. Food and Nutrition Bulletin. <https://doi.org/10.1177/0379572119848287> sourced from Food Systems Dashboard <http://www.foodsystemsdashboard.org/food-system>

Estimated per capita fruit intake

Adults, 2017



Survey type:

Measured

Age:

25+

References:

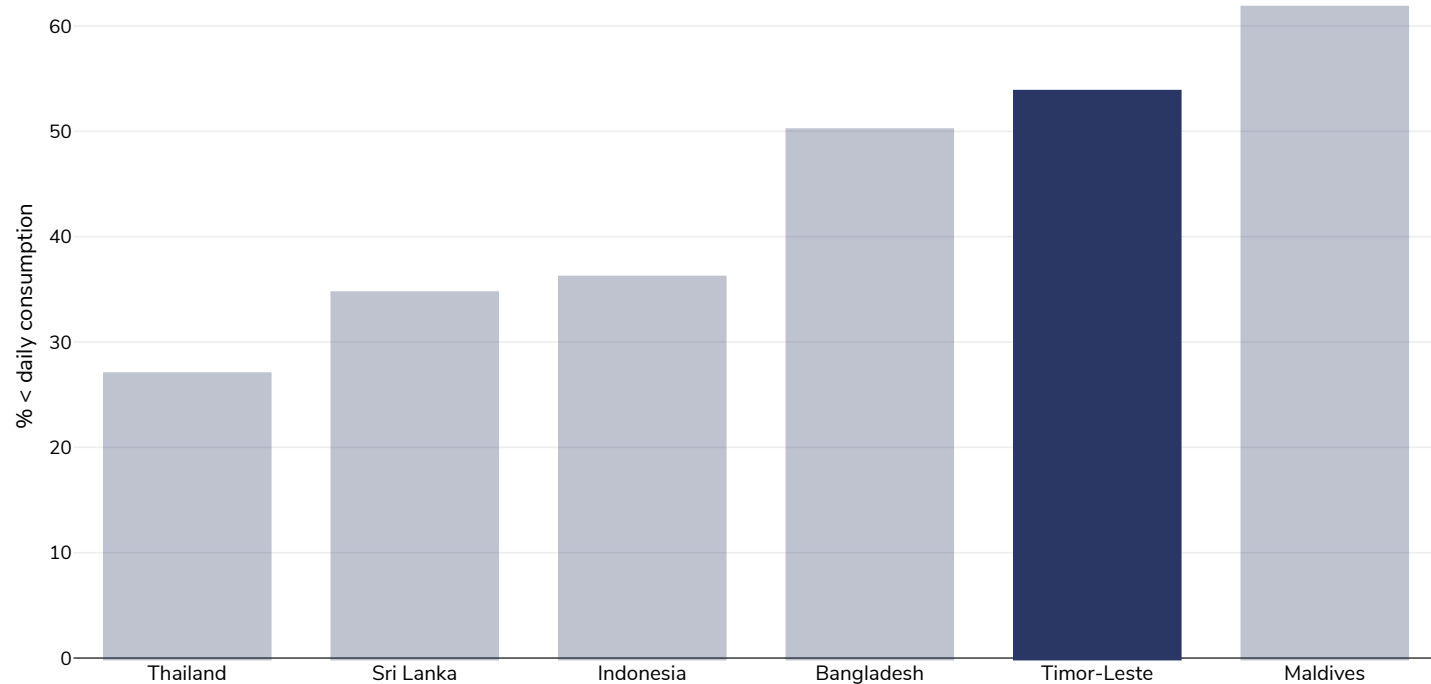
Global Burden of Disease, the Institute for Health Metrics and Evaluation <http://ghdx.healthdata.org/>

Definitions:

Estimated per-capita fruit intake (g/day)

Prevalence of less than daily fruit consumption

Children, 2008-2015



Survey type: Measured

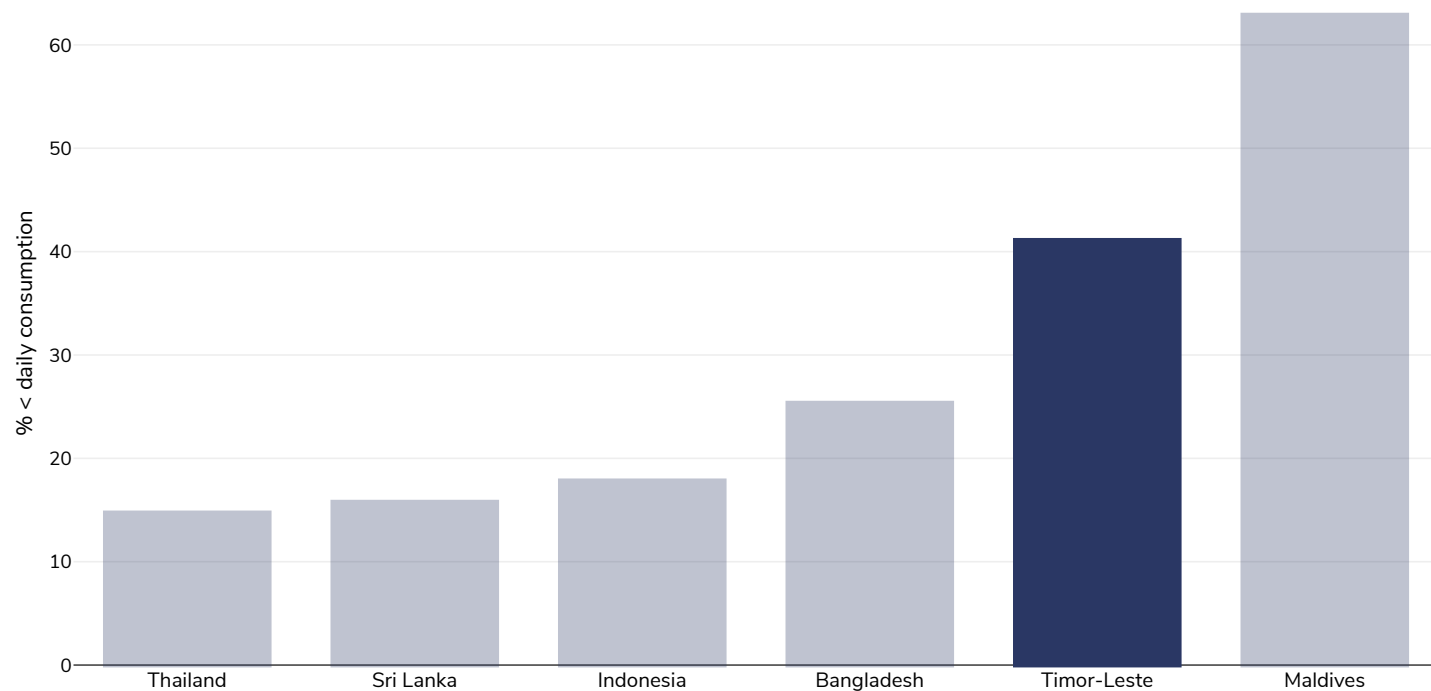
Age: 12-17

References: Global School-based Student Health Surveys. Beal et al (2019). Global Patterns of Adolescent Fruit, Vegetable, Carbonated Soft Drink, and Fast-food consumption: A meta-analysis of global school-based student health surveys. Food and Nutrition Bulletin. <https://doi.org/10.1177/0379572119848287>. Sourced from Food Systems Dashboard <http://www.foodsystemsdashboard.org/food-system>

Definitions: Prevalence of less-than-daily fruit consumption (% less-than-daily fruit consumption)

Prevalence of less than daily vegetable consumption

Children, 2008-2015



Survey type:

Measured

Age:

12-17

References:

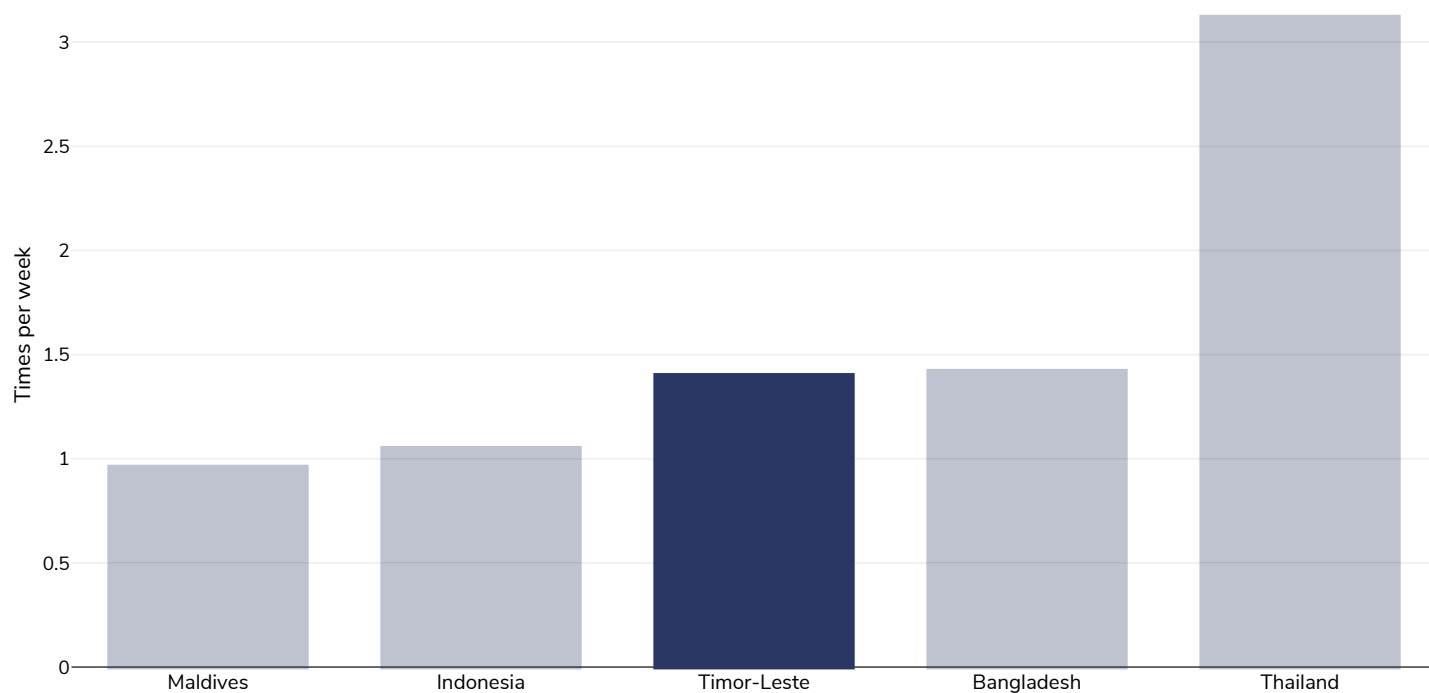
Beal et al. (2019). Global Patterns of Adolescent Fruit, Vegetable, Carbonated Soft Drink, and Fast-food consumption: A meta-analysis of global school-based student health surveys. Food and Nutrition Bulletin. <https://doi.org/10.1177/0379572119848287> sourced from Food Systems Dashboard <http://www.foodsystemsdashboard.org/food-system>

Definitions:

Prevalence of less-than-daily vegetable consumption (% less-than-daily vegetable consumption)

Average weekly frequency of fast food consumption

Children, 2014-2015

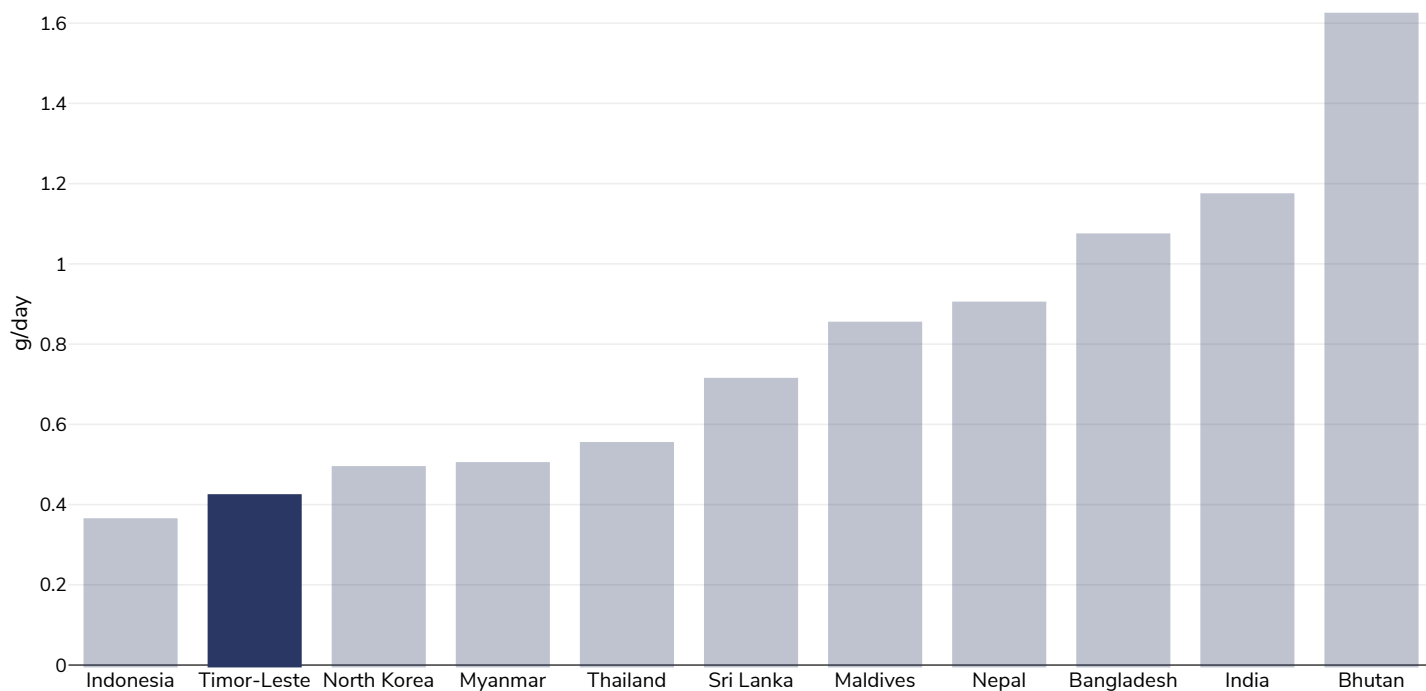


Age: 12-17

References: Beal et al. (2019). Global Patterns of Adolescent Fruit, Vegetable, Carbonated Soft Drink, and Fast-food consumption: A meta-analysis of global school-based student health surveys. Food and Nutrition Bulletin. <https://doi.org/10.1177/0379572119848287> sourced from Food Systems Dashboard <http://www.foodsystemsdashboard.org/food-system>

Estimated per-capita processed meat intake

Adults, 2017



Survey type:

Measured

Age:

25+

References:

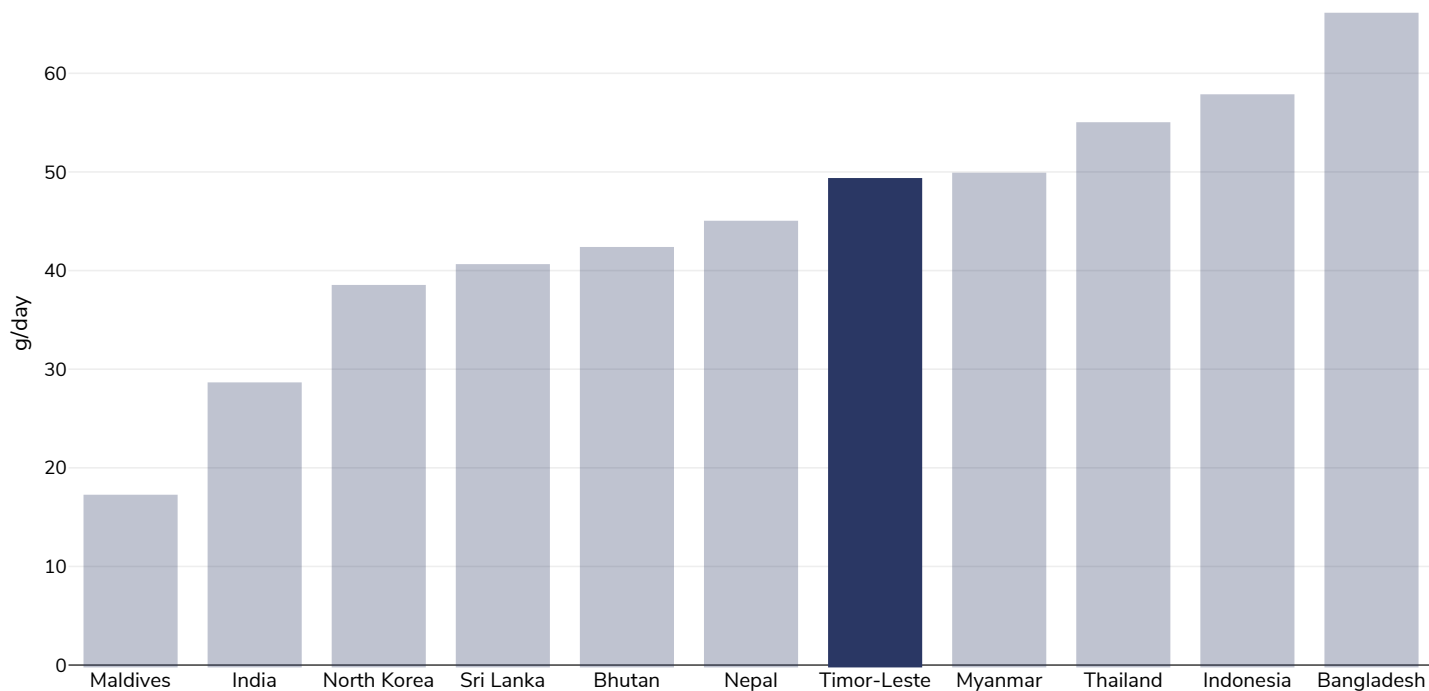
Global Burden of Disease, the Institute for Health Metrics and Evaluation <http://ghdx.healthdata.org/>

Definitions:

Estimated per-capita processed meat intake (g per day)

Estimated per capita whole grains intake

Adults, 2017



Survey type: Measured

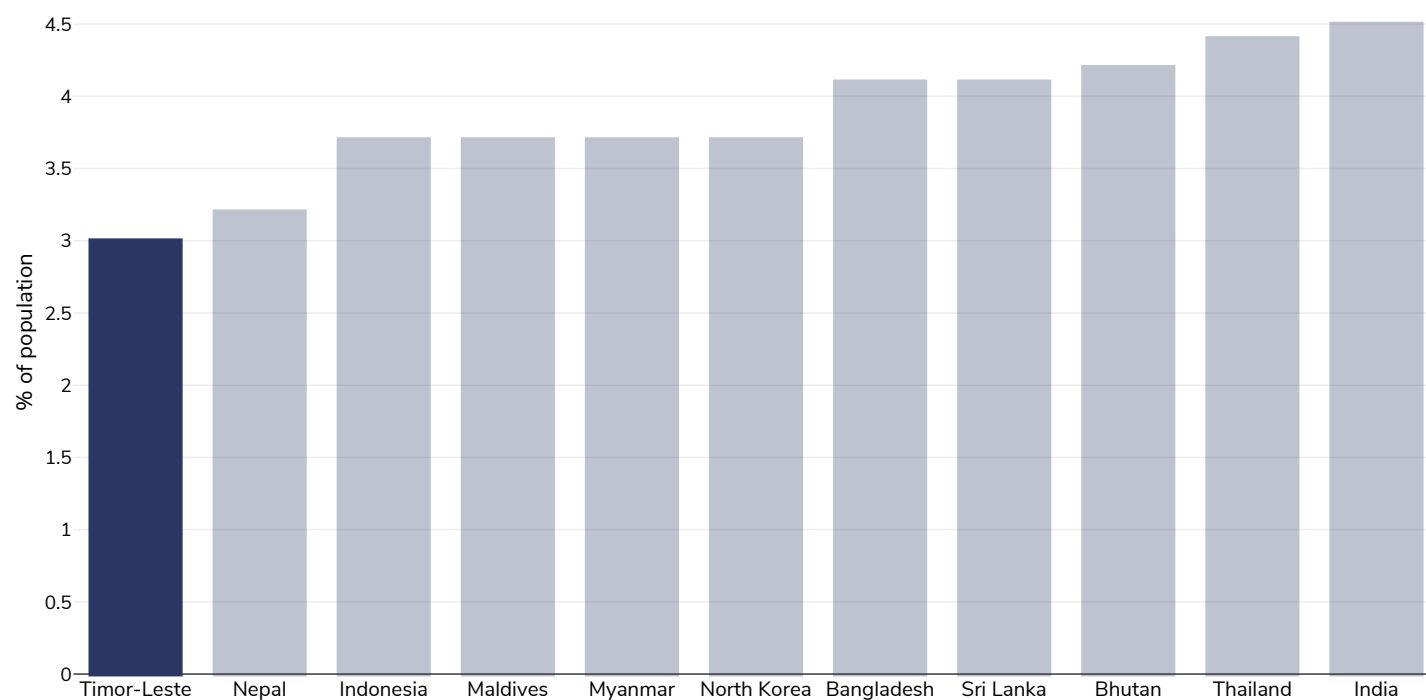
Age: 25+

References: Global Burden of Disease, the Institute for Health Metrics and Evaluation <http://ghdx.healthdata.org/>

Definitions: Estimated per-capita whole grains intake (g/day)

Mental health - depression disorders

Adults, 2015

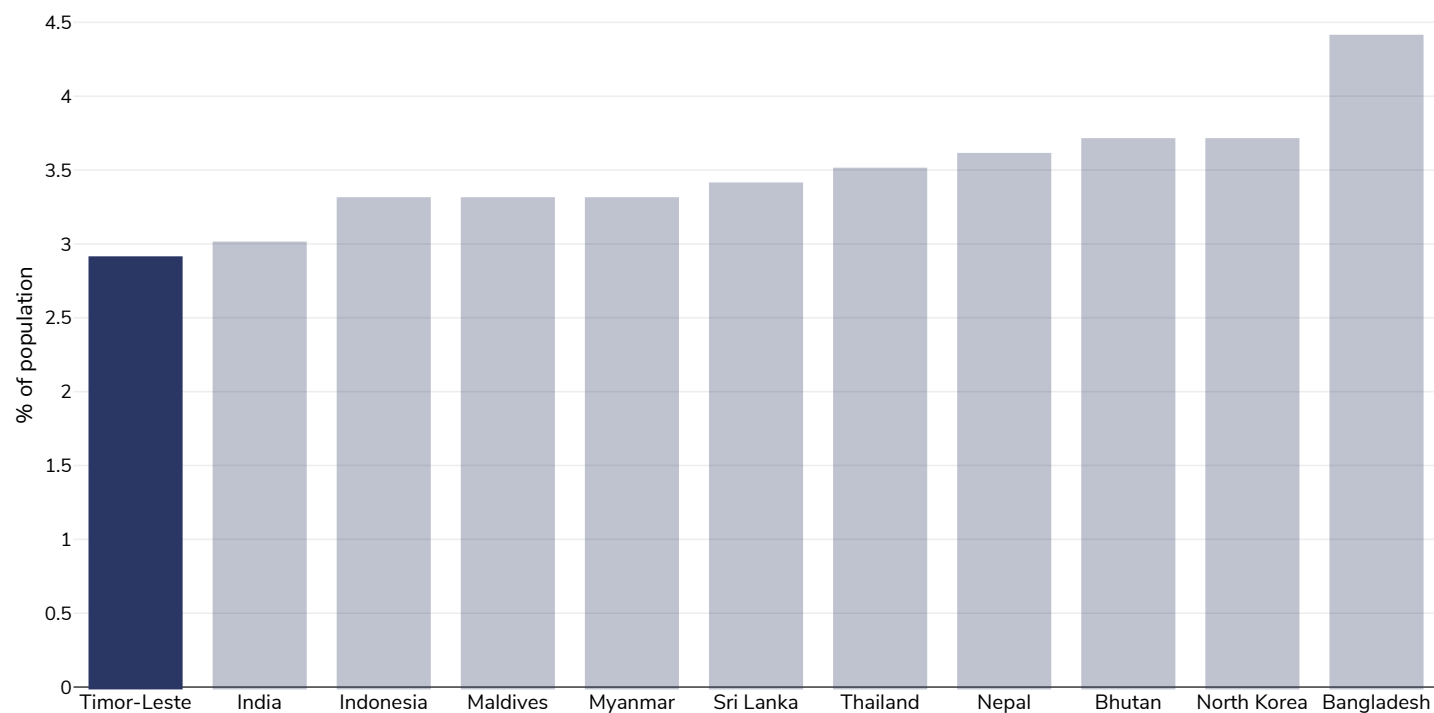


References: Prevalence data from Global Burden of Disease study 2015 (<http://ghdx.healthdata.org>) published in: Depression and Other Common Mental Disorders: Global Health Estimates. Geneva:World Health Organization; 2017. Licence: CC BY-NC-SA 3.0 IGO.

Definitions: % of population with depression disorders

Mental health - anxiety disorders

Adults, 2015

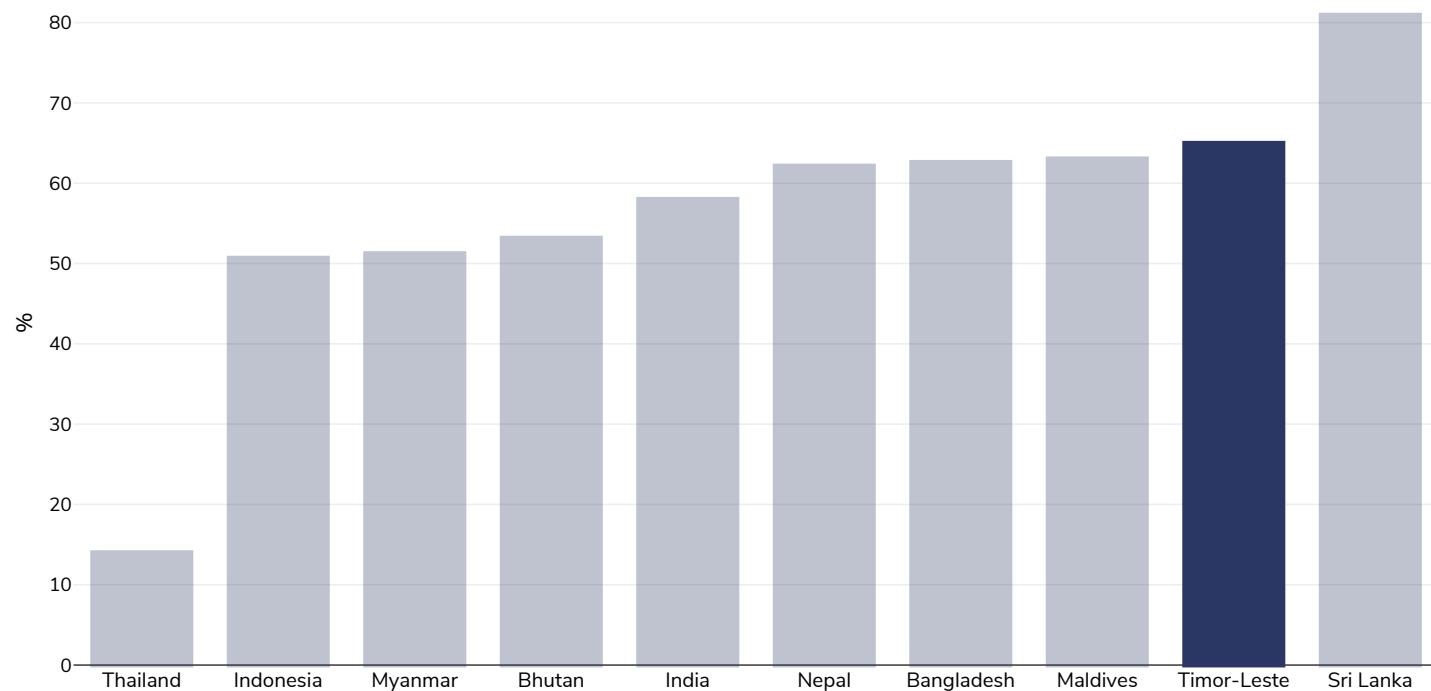


References: Prevalence data from Global Burden of Disease study 2015 (<http://ghdx.healthdata.org>) published in: Depression and Other Common Mental Disorders: Global Health Estimates. Geneva:World Health Organization; 2017. Licence: CC BY-NC-SA 3.0 IGO.

Definitions: % of population with anxiety disorders

% Infants exclusively breastfed 0-5 months

Children, 2015-2020



Area covered:

National

References:

Timor-Leste Food and Nutrition Survey 2020

Notes:

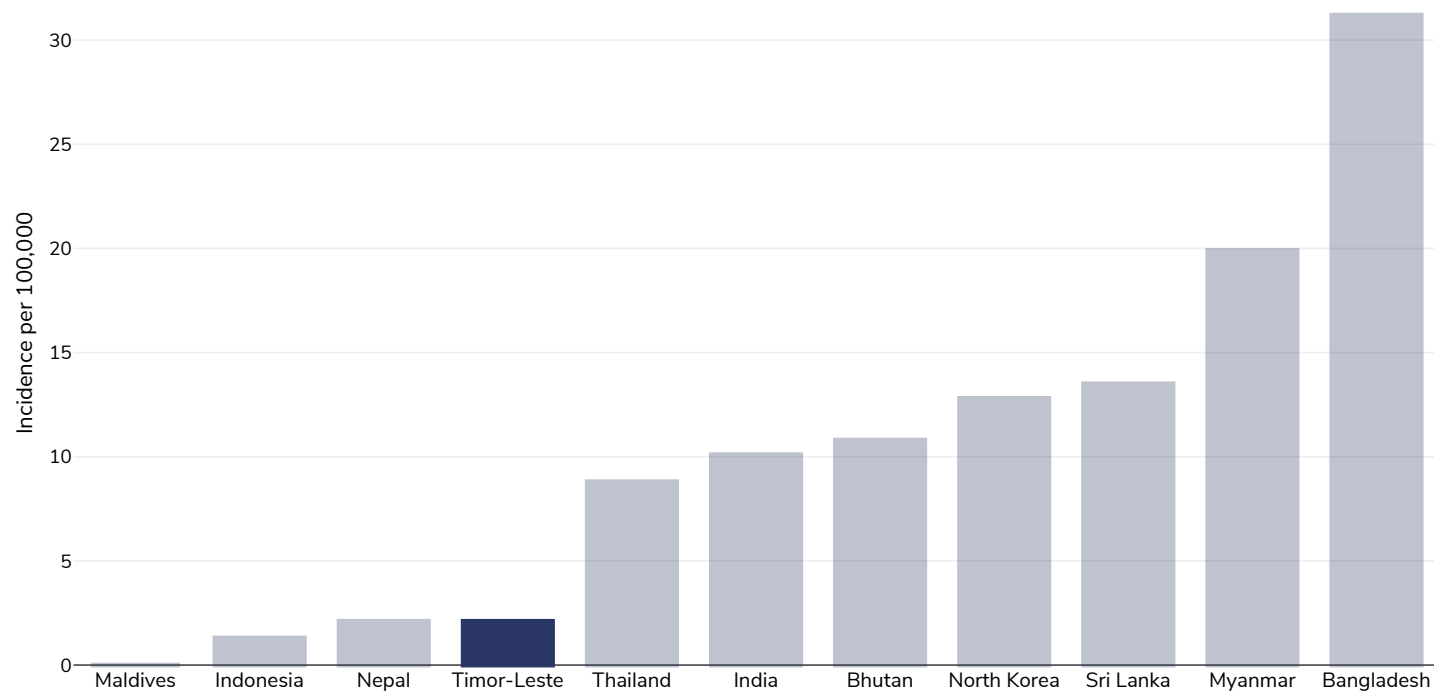
See UNICEF website for further survey information. Available at : <https://data.unicef.org/resources/dataset/infant-young-child-feeding/> (last accessed 28.9.21) Citation: United Nations Children's Fund, Division of Data, Analysis, Planning and Monitoring (2021). Global UNICEF Global Databases: Infant and Young Child Feeding: Exclusive breastfeeding, New York, September 2021.

Definitions:

% exclusively breastfed 0-5 months

Oesophageal cancer

Men, 2020



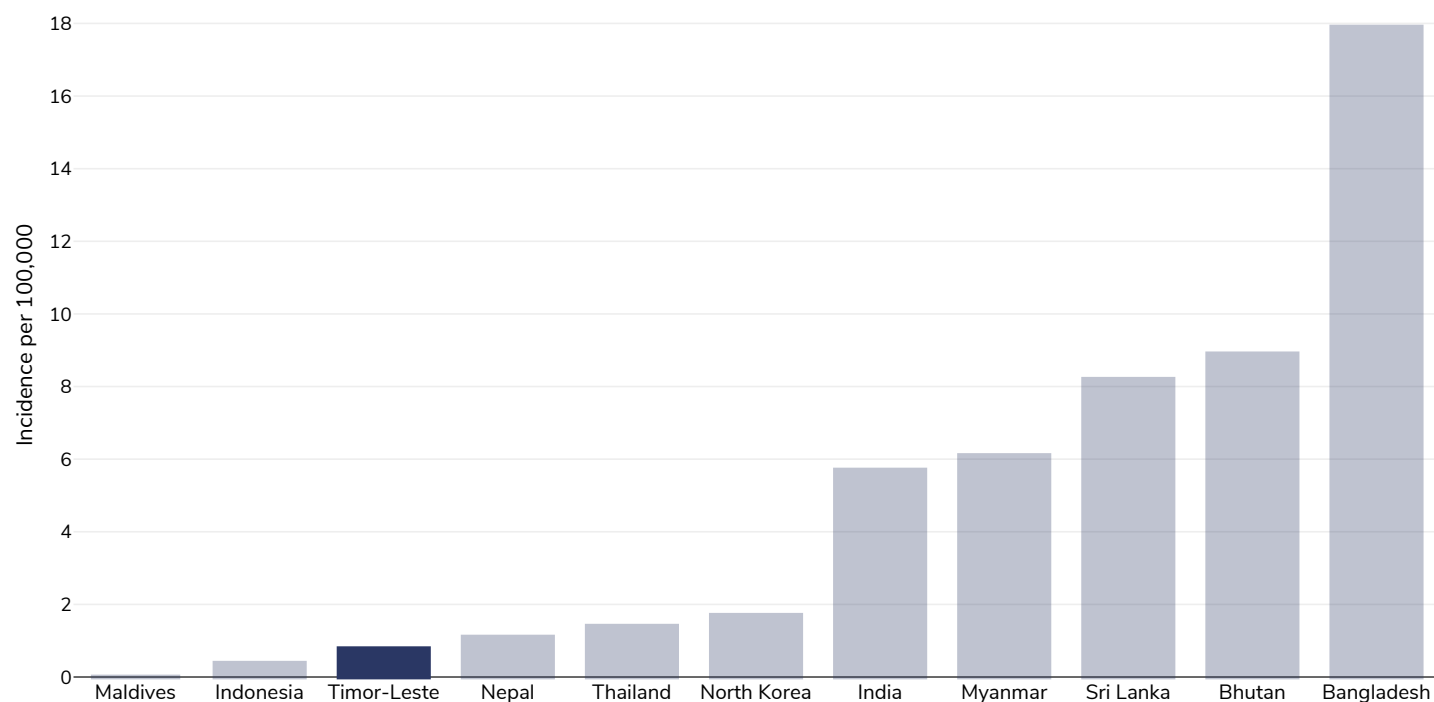
Age: 20+

Area covered: National

References: Ferlay J, Ervik M, Lam F, Colombet M, Mery L, Piñeros M, Znaor A, Soerjomataram I, Bray F (2020). Global Cancer Observatory: Cancer Today. Lyon, France: International Agency for Research on Cancer. Available from: <https://gco.iarc.fr/today>, accessed 10.01.2353

Definitions: Age-standardized incidence rates per 100 000

Women, 2020



Age: 20+

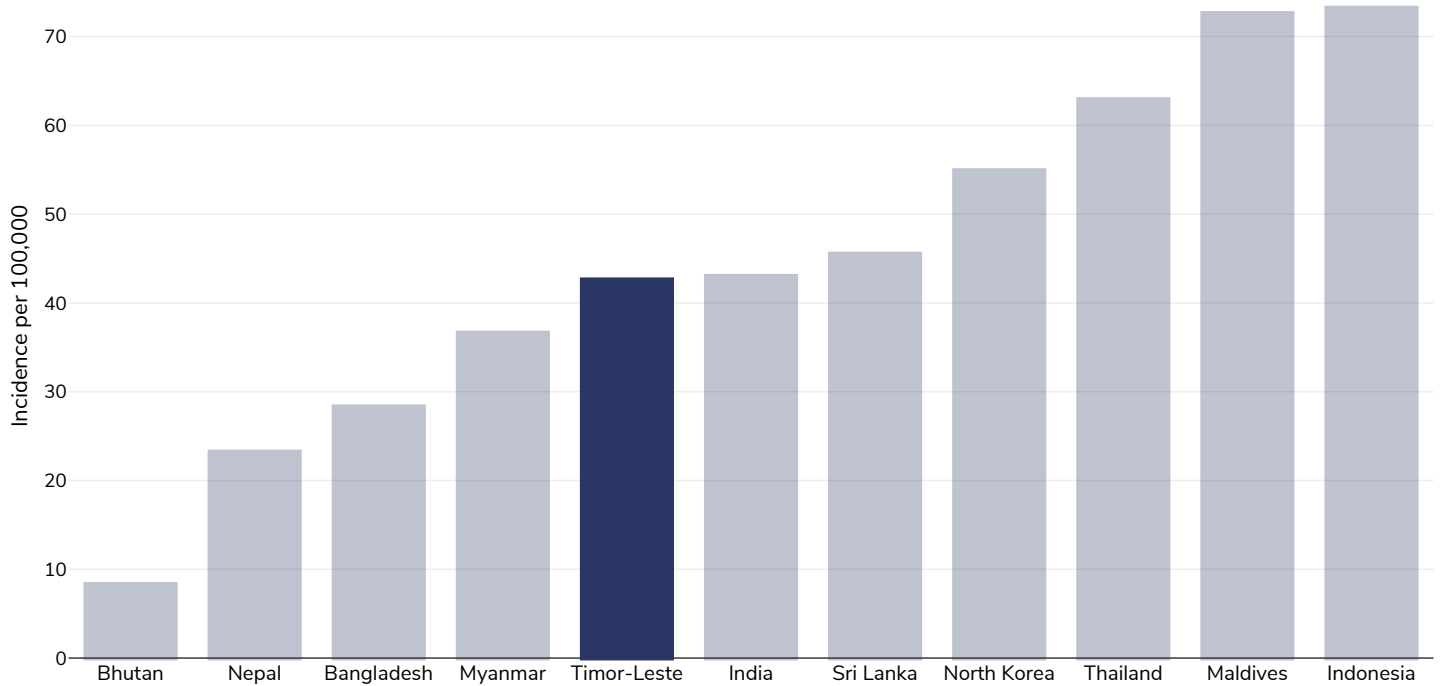
Area covered: National

References: Ferlay J, Ervik M, Lam F, Colombet M, Mery L, Piñeros M, Znaor A, Soerjomataram I, Bray F (2020). Global Cancer Observatory: Cancer Today. Lyon, France: International Agency for Research on Cancer. Available from: <https://gco.iarc.fr/today>, accessed 10.01.2353

Definitions: Age-standardized incidence rates per 100 000

Breast cancer

Women, 2020



Age: 20+

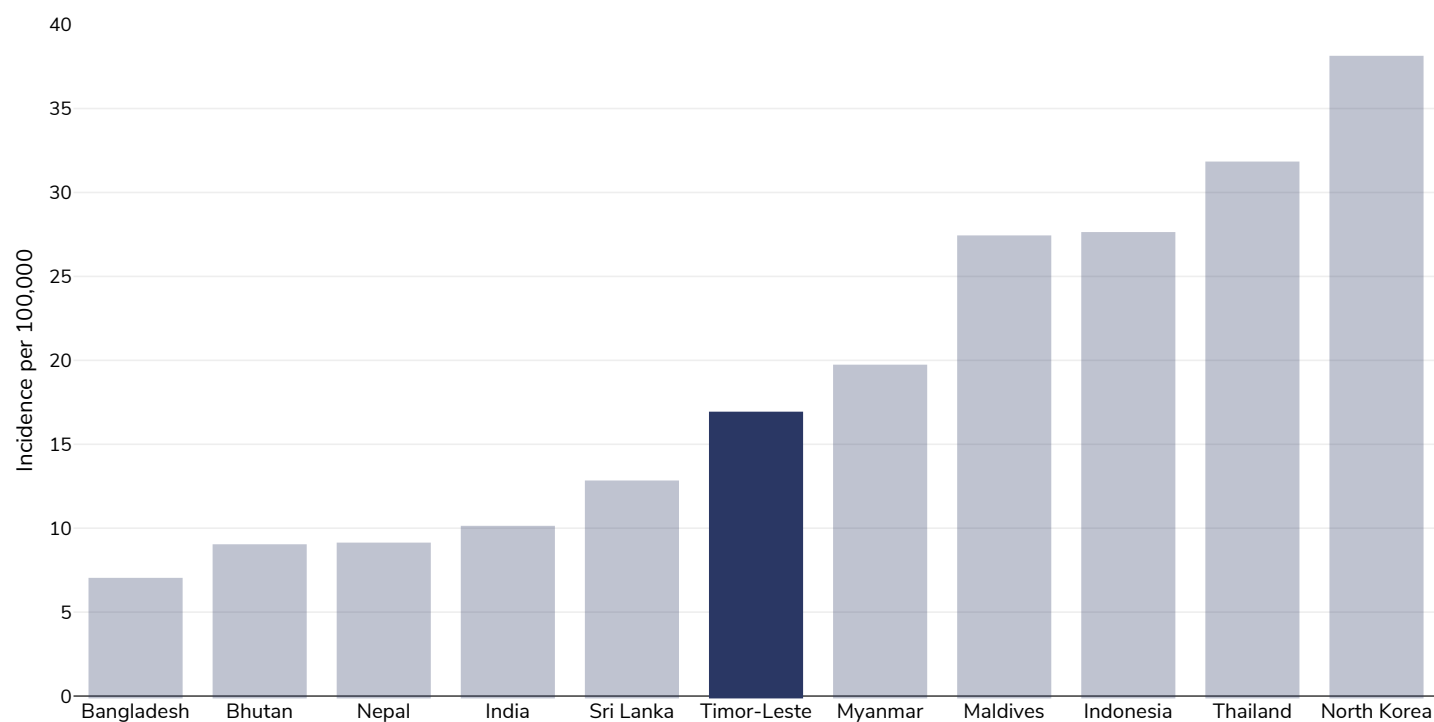
Area covered: National

References: Ferlay J, Ervik M, Lam F, Colombet M, Mery L, Piñeros M, Znaor A, Soerjomataram I, Bray F (2020). Global Cancer Observatory: Cancer Today. Lyon, France: International Agency for Research on Cancer. Available from: <https://gco.iarc.fr/today>, accessed 10.01.2353

Definitions: Age-standardized incidence rates per 100 000

Colorectal cancer

Men, 2020



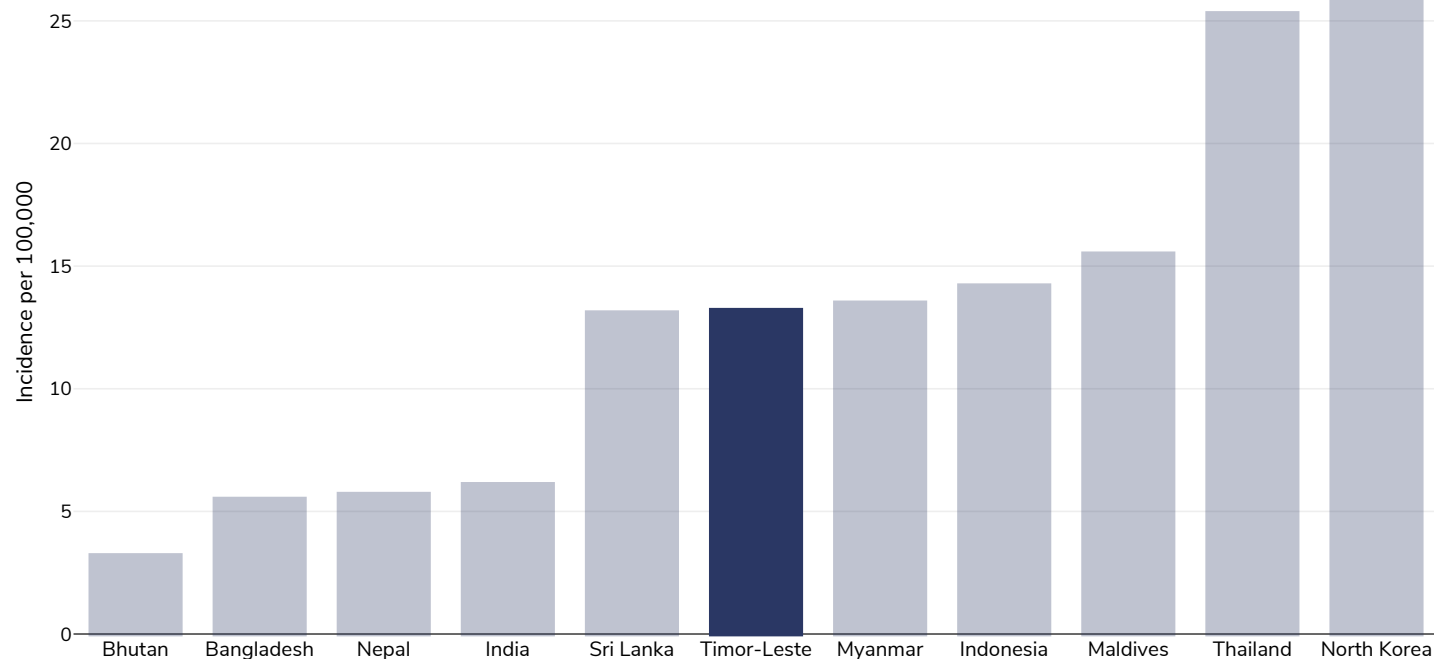
Age: 20+

Area covered: National

References: Ferlay J, Ervik M, Lam F, Colombet M, Mery L, Piñeros M, Znaor A, Soerjomataram I, Bray F (2020). Global Cancer Observatory: Cancer Today. Lyon, France: International Agency for Research on Cancer. Available from: <https://gco.iarc.fr/today>, accessed 10.01.2353

Definitions: Age-standardized incidence rates per 100 000

Women, 2020



Age: 20+

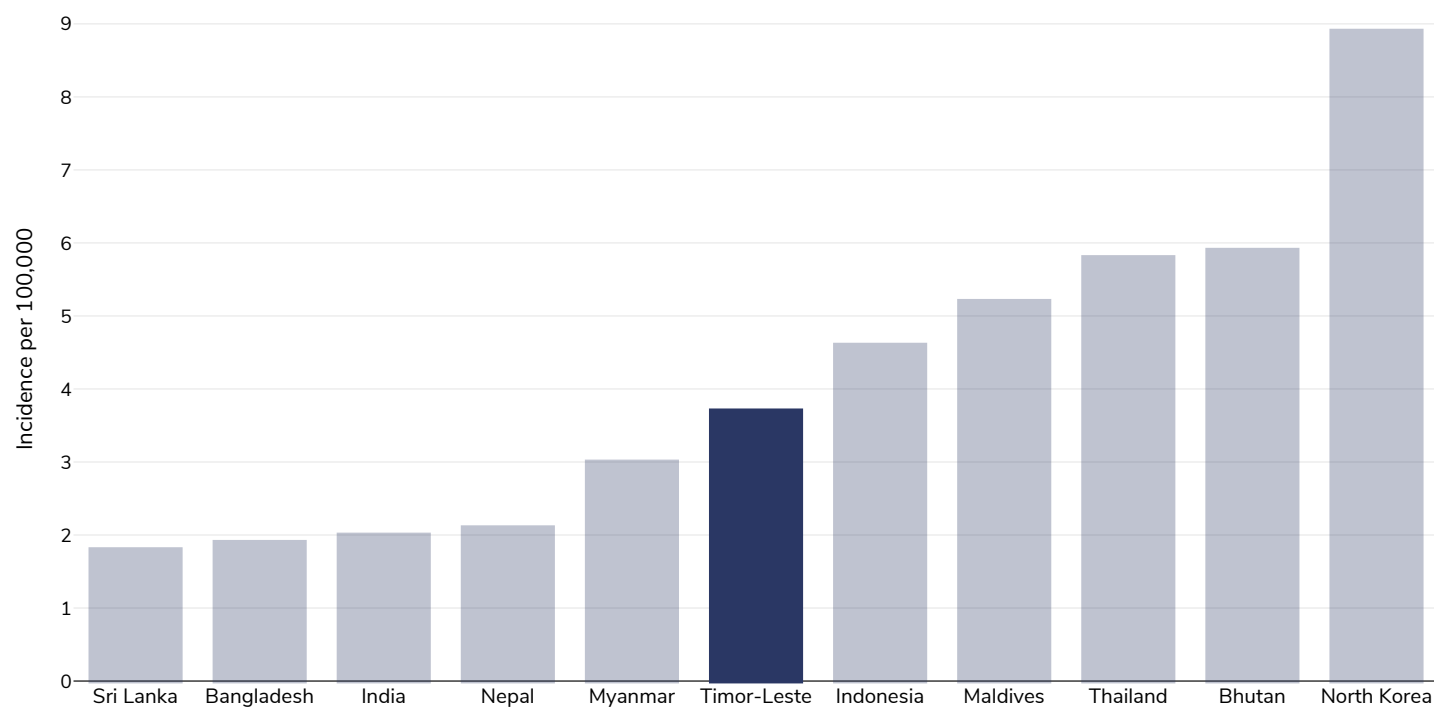
Area covered: National

References: Ferlay J, Ervik M, Lam F, Colombet M, Mery L, Piñeros M, Znaor A, Soerjomataram I, Bray F (2020). Global Cancer Observatory: Cancer Today. Lyon, France: International Agency for Research on Cancer. Available from: <https://gco.iarc.fr/today>, accessed 10.01.2353

Definitions: Age-standardized incidence rates per 100 000

Pancreatic cancer

Men, 2020



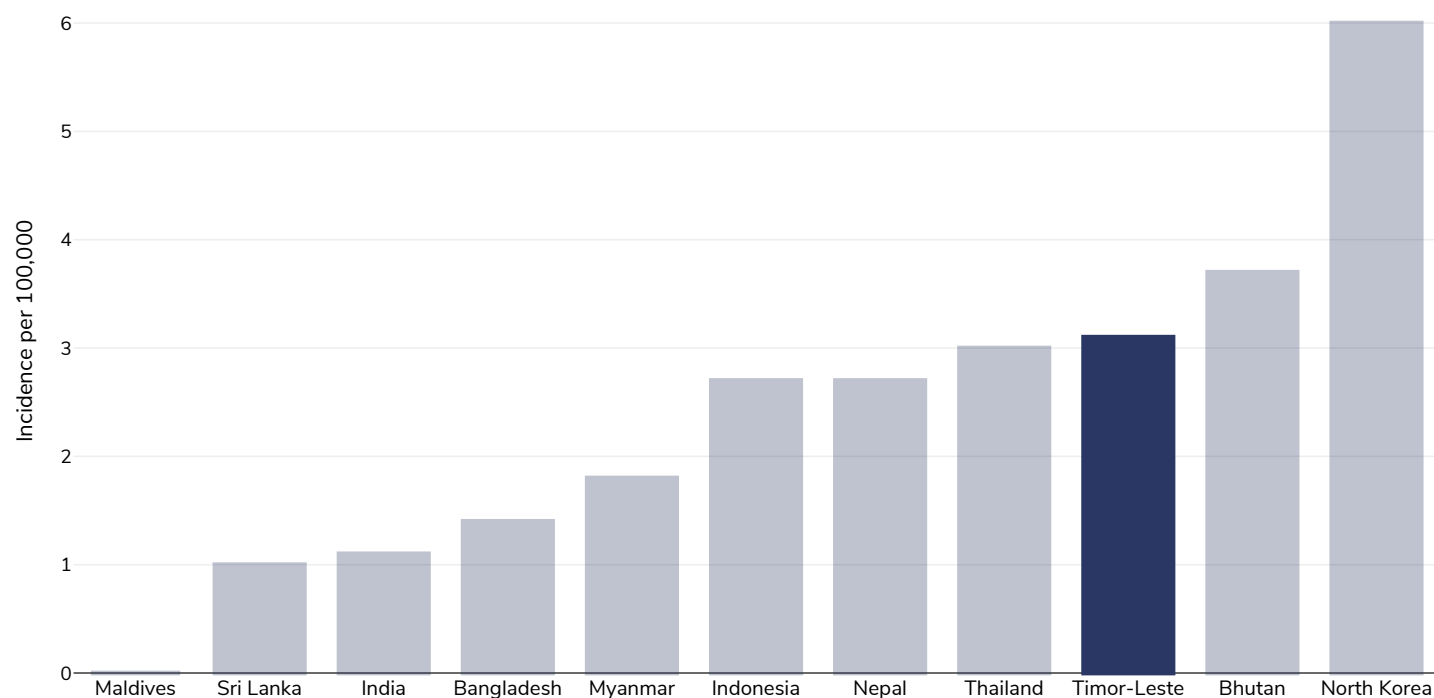
Age: 20+

Area covered: National

References: Ferlay J, Ervik M, Lam F, Colombet M, Mery L, Piñeros M, Znaor A, Soerjomataram I, Bray F (2020). Global Cancer Observatory: Cancer Today. Lyon, France: International Agency for Research on Cancer. Available from: <https://gco.iarc.fr/today>, accessed 10.01.2353

Definitions: Age-standardized incidence rates per 100 000

Women, 2020



Age: 20+

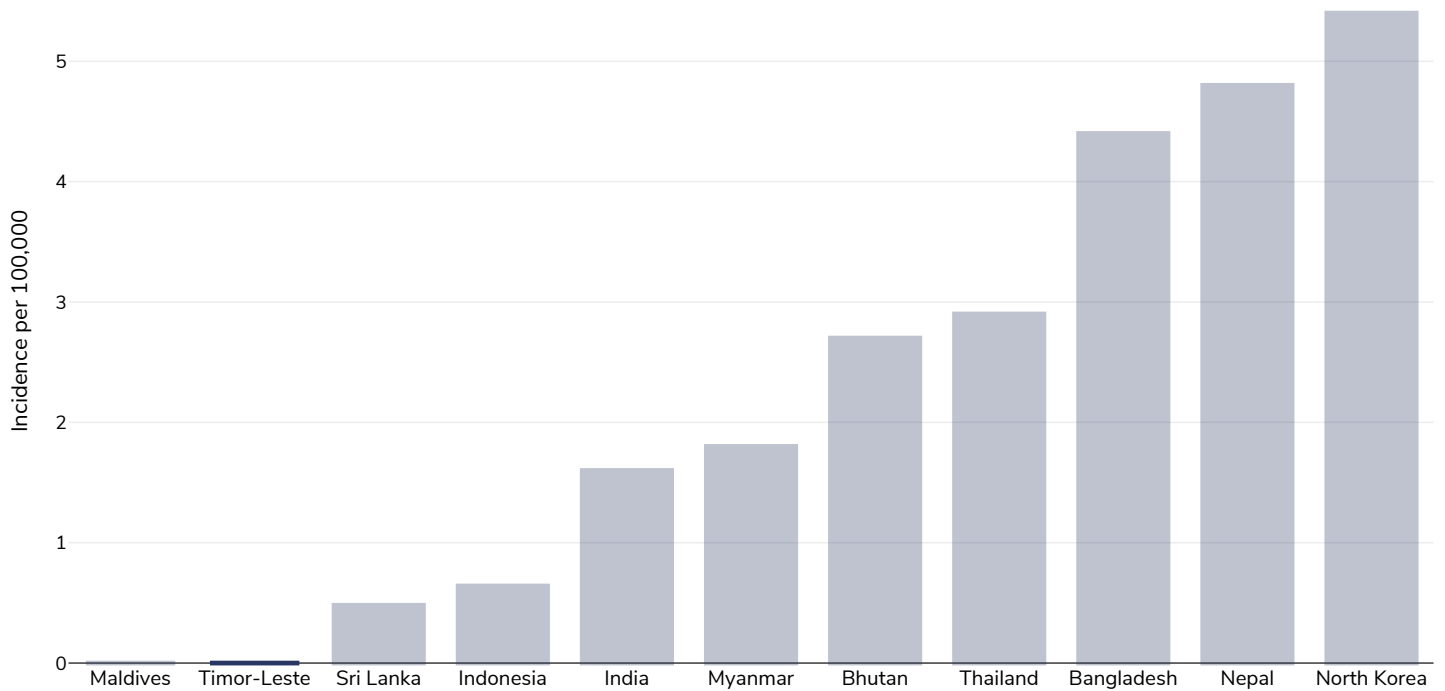
Area covered: National

References: Ferlay J, Ervik M, Lam F, Colombet M, Mery L, Piñeros M, Znaor A, Soerjomataram I, Bray F (2020). Global Cancer Observatory: Cancer Today. Lyon, France: International Agency for Research on Cancer. Available from: <https://gco.iarc.fr/today>, accessed 10.01.2353

Definitions: Age-standardized incidence rates per 100 000

Gallbladder cancer

Men, 2020



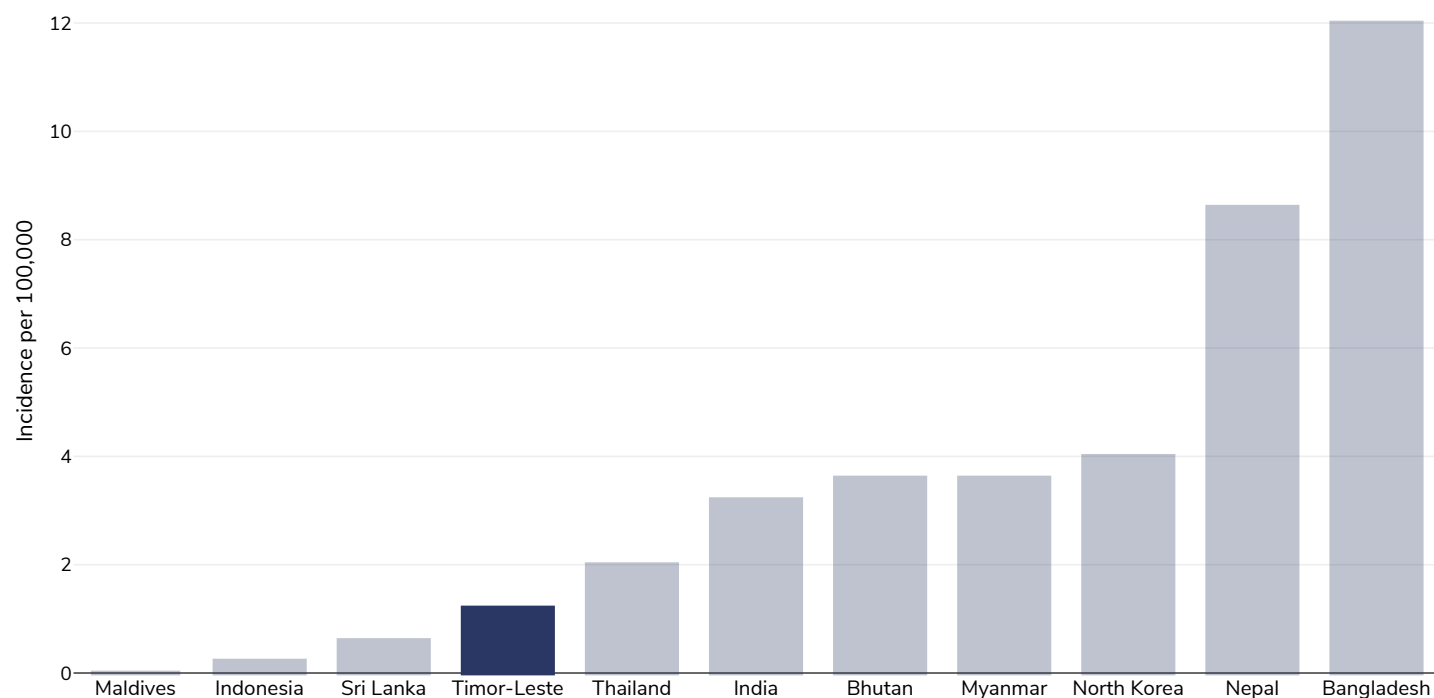
Age: 20+

Area covered: National

References: Ferlay J, Ervik M, Lam F, Colombet M, Mery L, Piñeros M, Znaor A, Soerjomataram I, Bray F (2020). Global Cancer Observatory: Cancer Today. Lyon, France: International Agency for Research on Cancer. Available from: <https://gco.iarc.fr/today>, accessed 10.01.2353

Definitions: Age-standardized incidence rates per 100 000

Women, 2020



Age: 20+

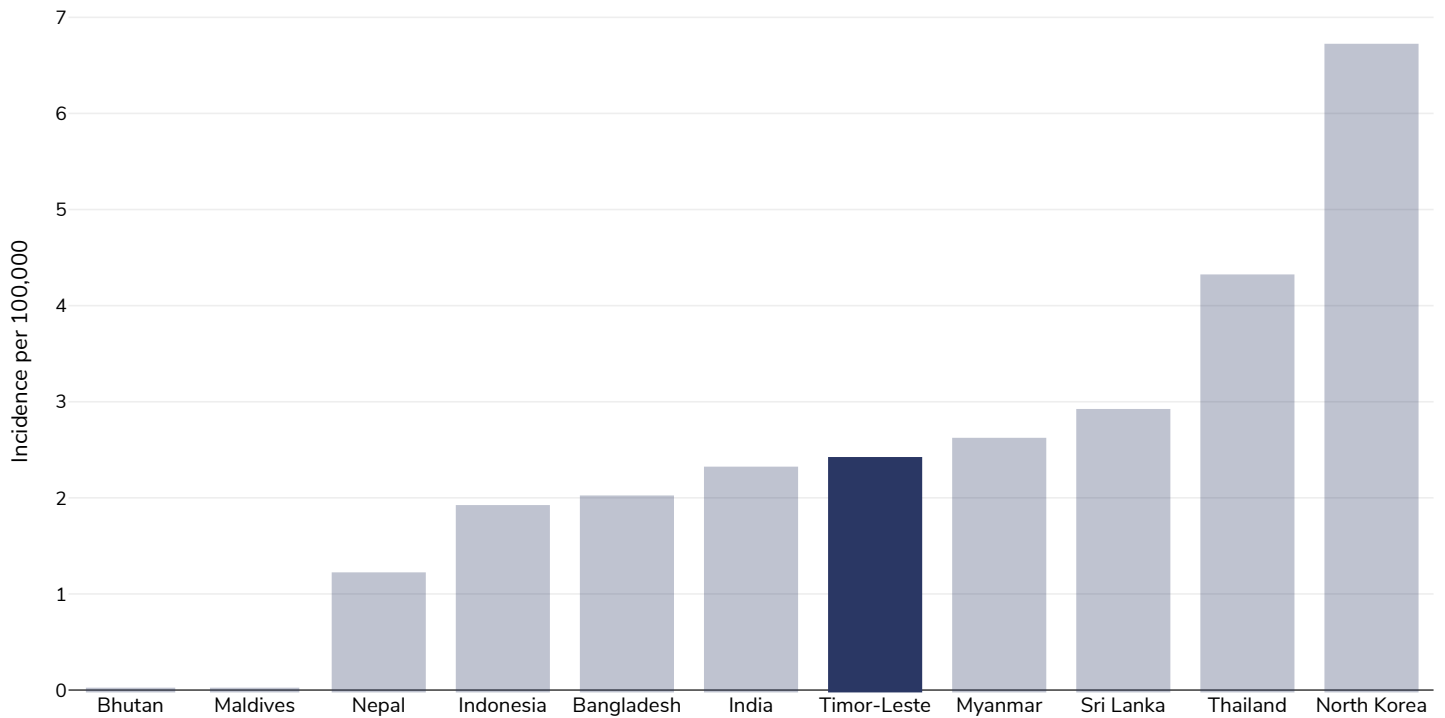
Area covered: National

References: Ferlay J, Ervik M, Lam F, Colombet M, Mery L, Piñeros M, Znaor A, Soerjomataram I, Bray F (2020). Global Cancer Observatory: Cancer Today. Lyon, France: International Agency for Research on Cancer. Available from: <https://gco.iarc.fr/today>, accessed 10.01.2353

Definitions: Age-standardized incidence rates per 100 000

Kidney cancer

Men, 2020



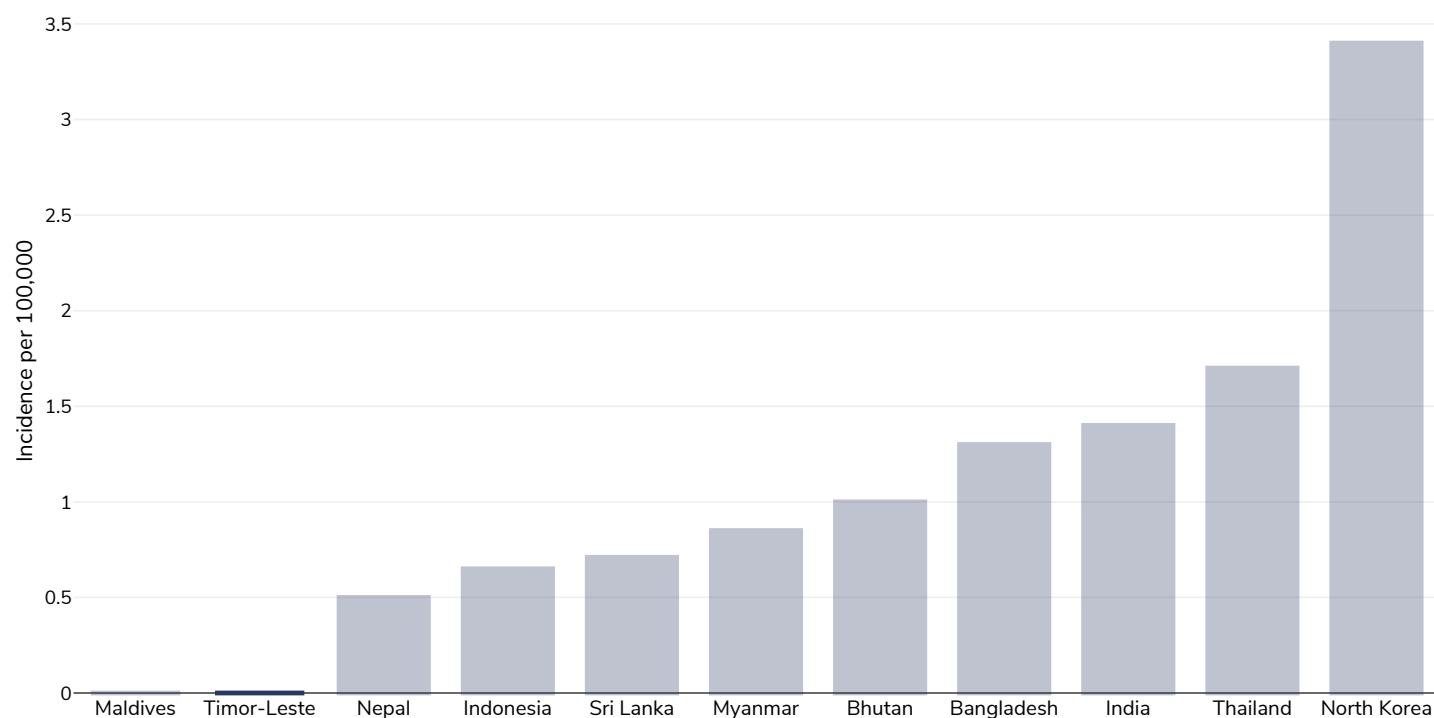
Age: 20+

Area covered: National

References: Ferlay J, Ervik M, Lam F, Colombet M, Mery L, Piñeros M, Znaor A, Soerjomataram I, Bray F (2020). Global Cancer Observatory: Cancer Today. Lyon, France: International Agency for Research on Cancer. Available from: <https://gco.iarc.fr/today>, accessed 10.01.2353

Definitions: Age-standardized incidence rates per 100 000

Women, 2020



Age: 20+

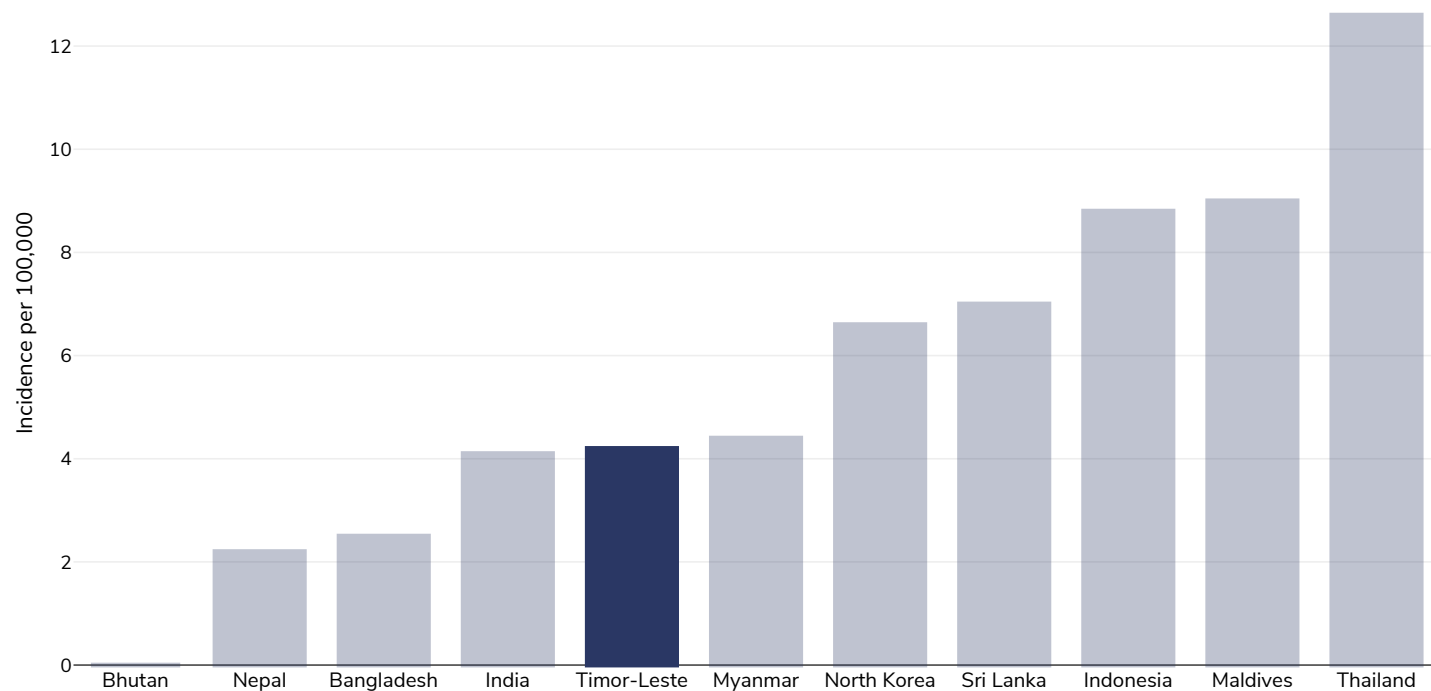
Area covered: National

References: Ferlay J, Ervik M, Lam F, Colombet M, Mery L, Piñeros M, Znaor A, Soerjomataram I, Bray F (2020). Global Cancer Observatory: Cancer Today. Lyon, France: International Agency for Research on Cancer. Available from: <https://gco.iarc.fr/today>, accessed 10.01.2353

Definitions: Age-standardized incidence rates per 100 000

Cancer of the uterus

Women, 2020



Age: 20+

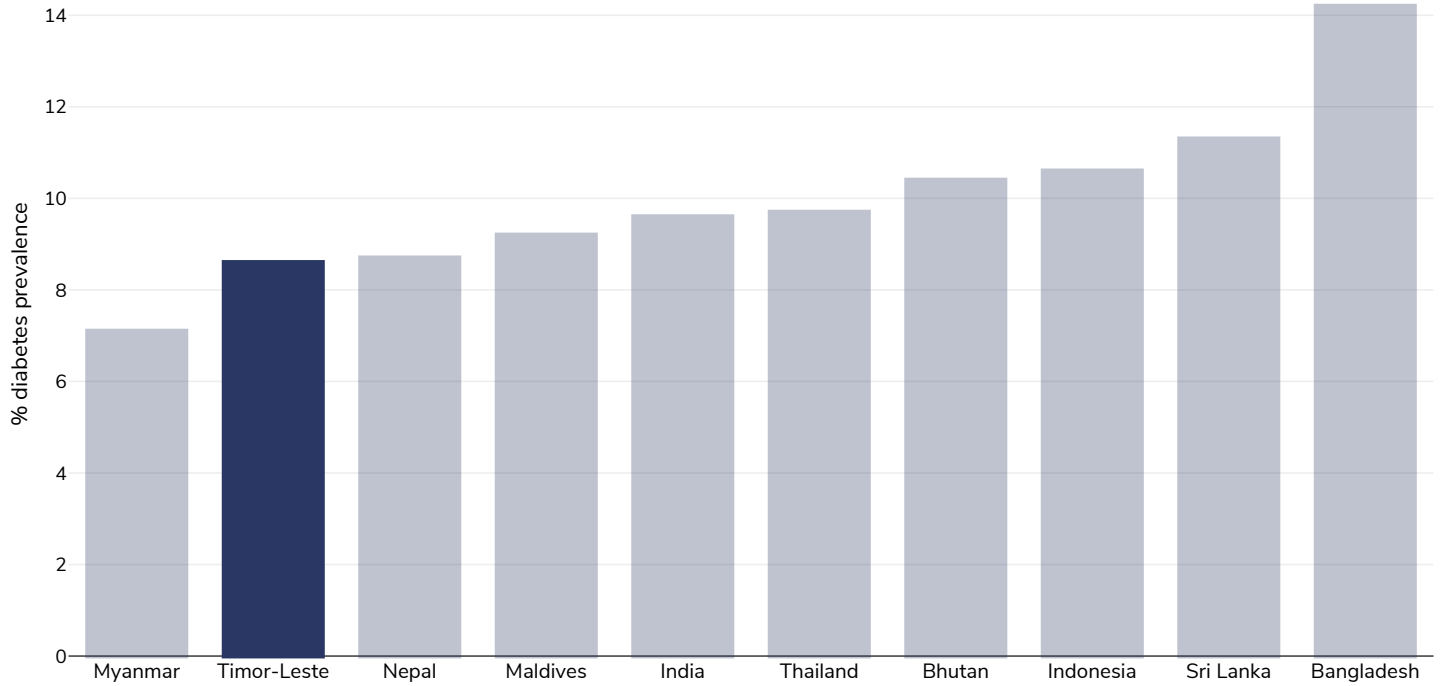
Area covered: National

References: Ferlay J, Ervik M, Lam F, Colombet M, Mery L, Piñeros M, Znaor A, Soerjomataram I, Bray F (2020). Global Cancer Observatory: Cancer Today. Lyon, France: International Agency for Research on Cancer. Available from: <https://gco.iarc.fr/today>, accessed 10.01.2353

Definitions: Age-standardized incidence rates per 100 000

Diabetes prevalence

Adults, 2021



Age: 20-79

Area covered: National

References: Reproduced with kind permission International Diabetes Federation. IDF Diabetes Atlas, 10th edn. Brussels, Belgium:International Diabetes Federation, 2021. <http://www.diabetesatlas.org>

Definitions: Age-adjusted comparative prevalence of diabetes, %

Contextual factors

Disclaimer: These contextual factors should be interpreted with care. Results are updated as regularly as possible and use very specific criteria. The criteria used and full definitions are available for download at the bottom of this page.



Labelling

Is there mandatory nutrition labelling?	X
Front-of-package labelling?	X
Back-of-pack nutrition declaration?	X
Color coding?	X
Warning label?	X



Regulation and marketing

Are there fiscal policies on unhealthy products?	X
Tax on unhealthy foods?	X
Tax on unhealthy drinks?	X
Are there fiscal policies on healthy products?	X
Subsidy on fruits?	X
Subsidy on vegetables?	X
Subsidy on other healthy products?	X
Mandatory limit or ban of trans fat (all settings)?	X
Mandatory limit of trans fats in place (all settings)?	X
Ban on trans-fats or phos in place (all settings)?	X
Are there any mandatory policies/marketing restrictions on the promotion of unhealthy food/drinks to children?	X
Mandatory restriction on broadcast media?	X
Mandatory restriction on non-broadcast media?	X
Voluntary policies/marketing restrictions on the promotion of unhealthy food/drinks to children?	X
Are there mandatory standards for food in schools?	X
Are there any mandatory nutrient limits in any manufactured food products?	X
Nutrition standards for public sector procurement?	X



Political will and support

National obesity strategy or nutrition and physical activity national strategy?	✗
National obesity strategy?	✗
National childhood obesity strategy?	✗
Comprehensive nutrition strategy?	✓
Comprehensive physical activity strategy?	✗
Evidence-based dietary guidelines and/or RDAs?	✗
National target(s) on reducing obesity?	✓
Guidelines/policy on obesity treatment?	✗
Promotion of breastfeeding?	✓



Monitoring and surveillance

Monitoring of the prevalence and incidence for the main obesity-related NCDs and risk factors?	✓
Within 5 years?	✗



Governance and resource

Multi-sectoral national co-ordination mechanism for obesity or nutrition (including obesity)?	✓
---	---

Key

Present
 Present (voluntary)
 Incoming
 Absent
 Unknown

Last updated September 13, 2022

PDF created on May 13, 2024