

# Report card


## Senegal



| Contents   | Page |
|--|------|
| Obesity prevalence   | 2    |
| Trend: % Adults living with obesity, 1992-2011               | 4    |
| Trend: % Adults living with overweight or obesity, 1992-2011 | 5    |
| Overweight/obesity by education                              | 6    |
| Overweight/obesity by age                                    | 8    |
| Overweight/obesity by region                                 | 10   |
| Insufficient physical activity                               | 11   |
| Estimated per capita fruit intake                            | 17   |
| Estimated per-capita processed meat intake                   | 18   |
| Estimated per capita whole grains intake                     | 19   |
| Mental health - depression disorders                         | 20   |
| Mental health - anxiety disorders                            | 21   |
| % Infants exclusively breastfed 0-5 months                   | 22   |
| Oesophageal cancer   | 23   |
| Breast cancer  | 25   |
| Colorectal cancer  | 26   |
| Pancreatic cancer  | 28   |
| Gallbladder cancer   | 30   |
| Kidney cancer  | 32   |
| Cancer of the uterus   | 34   |
| Raised blood pressure  | 35   |
| Raised cholesterol   | 38   |
| Raised fasting blood glucose                                 | 41   |
| Diabetes prevalence  | 43   |
| Contextual factors   | 44   |

## Obesity prevalence

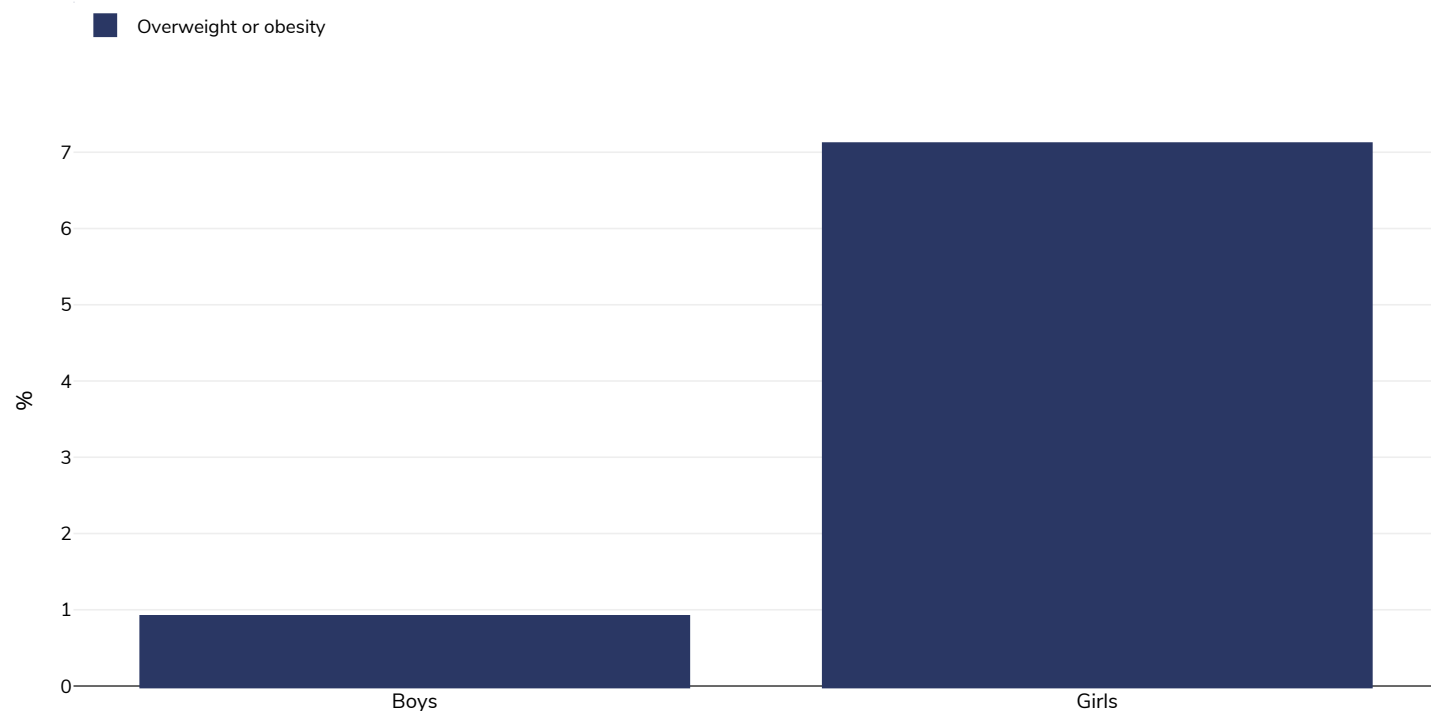
### Adults, 2015



|               |   |
|---------------|---|
| Survey type:  | Measured  |
| Age:          | 18-69   |
| Sample size:  | 5134  |
| Area covered: | National  |
| References:   | STEPS Senegal 2015, <a href="https://www.who.int/ncds/surveillance/steps/RAP_RAPPORT_PRELIMINAIRE_STEPS_2015.pdf?ua=1">https://www.who.int/ncds/surveillance/steps/RAP_RAPPORT_PRELIMINAIRE_STEPS_2015.pdf?ua=1</a> (accessed 08.04.20) |

Unless otherwise noted, overweight refers to a BMI between 25kg and 29.9kg/m<sup>2</sup>, obesity refers to a BMI greater than 30kg/m<sup>2</sup>.

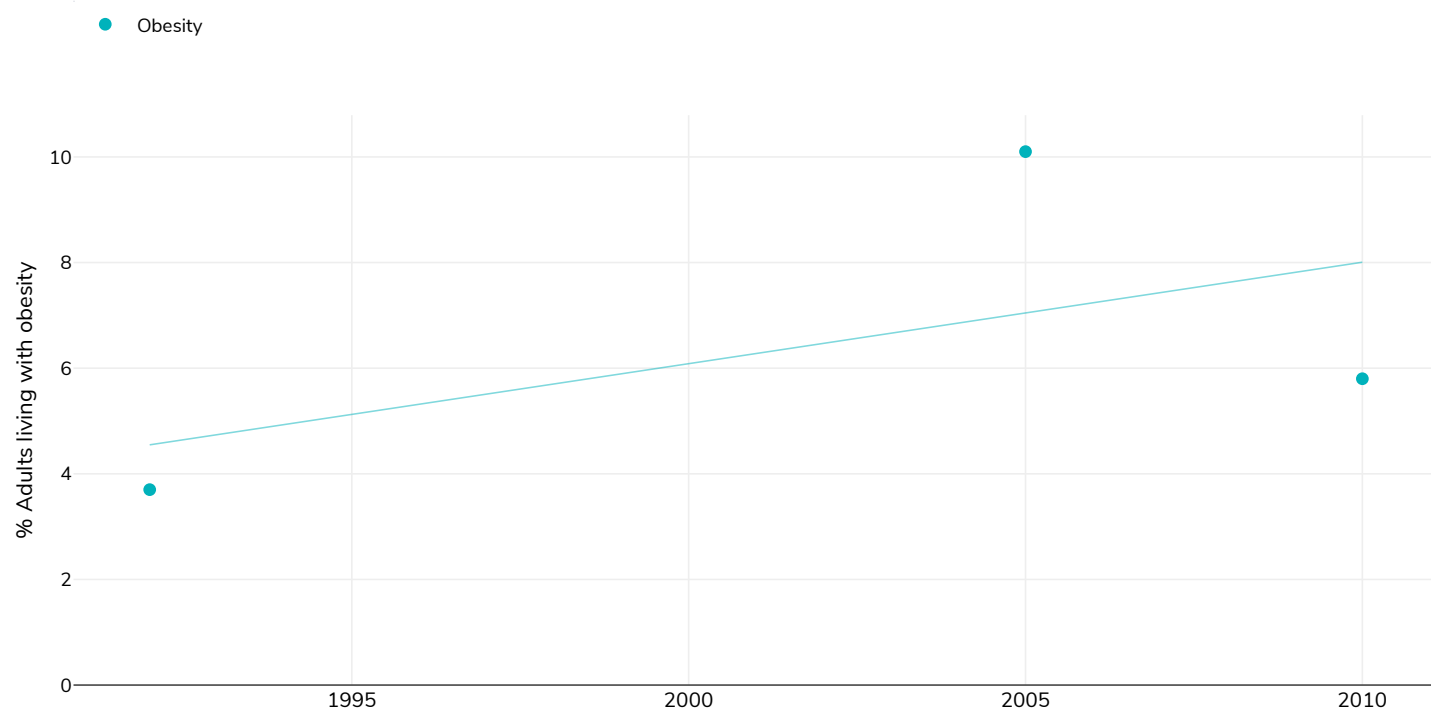
## Children, 2010-2011



|               |   |
|---------------|---|
| Survey type:  | Measured  |
| Age:          | 15-19   |
| Sample size:  | 1983  |
| Area covered: | National  |
| References:   | Benedict, Rukundo K., Allison Schmale, and Sorrel Namaste. 2018. Adolescent Nutrition 2000-2017: DHS Data on Adolescents Age 15-19. DHS Comparative Report No. 47. Rockville, Maryland, USA: ICF. Agence Nationale de la Statistique et de la Démographie - ANSD/Sénégal and ICF International. 2012. Enquête Démographique et de Santé à Indicateurs Multiples Sénégal (EDS-MICS) 2010-2011. Calverton, Maryland, USA: ANSD and ICF International. |
| Notes:        | 1046 girls and 937 boys   |
| Definitions:  | BMI for age: between +1 SD and +2 SD is overweight and greater than +2 SD is obesity  |
| Cutoffs:      | WHO 2007  |

## % Adults living with obesity, 1992-2011

### Women



Survey type:

Measured

References:

1992: Martorell R, Khan LK, Hughes ML, Grummer Strawn LM. Obesity in women from developing countries. *EJCN* (2000) 54;247-252

2005: Ndiaye, Salif, and Mohamed Ayad. 2006. *Enquête Démographique et de Santé au Sénégal 2005*. Calverton, Maryland, USA: Centre de Recherche pour le Développement Humain/Sénégal and ORC Macro.

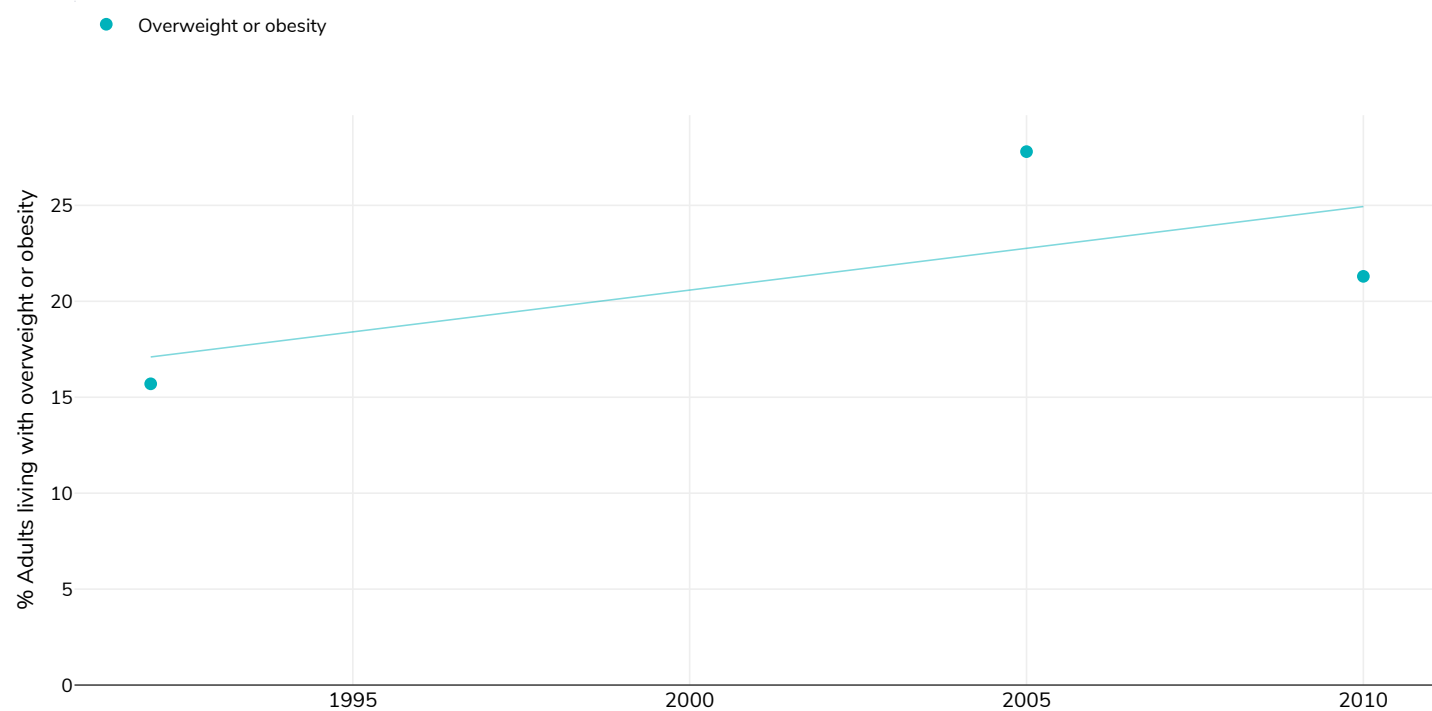
2010: Agence Nationale de la Statistique et de la Démographie - ANSD/Sénégal and ICF International. 2012. *Enquête Démographique et de Santé à Indicateurs Multiples Sénégal (EDS-MICS) 2010-2011*. Calverton, Maryland, USA: ANSD and ICF International.

Unless otherwise noted, overweight refers to a BMI between 25kg and 29.9kg/m<sup>2</sup>, obesity refers to a BMI greater than 30kg/m<sup>2</sup>.

Different methodologies may have been used to collect this data and so data from different surveys may not be strictly comparable. Please check with original data sources for methodologies used.

## % Adults living with overweight or obesity, 1992-2011

### Women



Survey type:

Measured

References:

1992: Martorell R, Khan LK, Hughes ML, Grummer Strawn LM. Obesity in women from developing countries. *EJCN* (2000) 54;247-252

2005: Ndiaye, Salif, and Mohamed Ayad. 2006. *Enquête Démographique et de Santé au Sénégal 2005*. Calverton, Maryland, USA: Centre de Recherche pour le Développement Humain/Sénégal and ORC Macro.

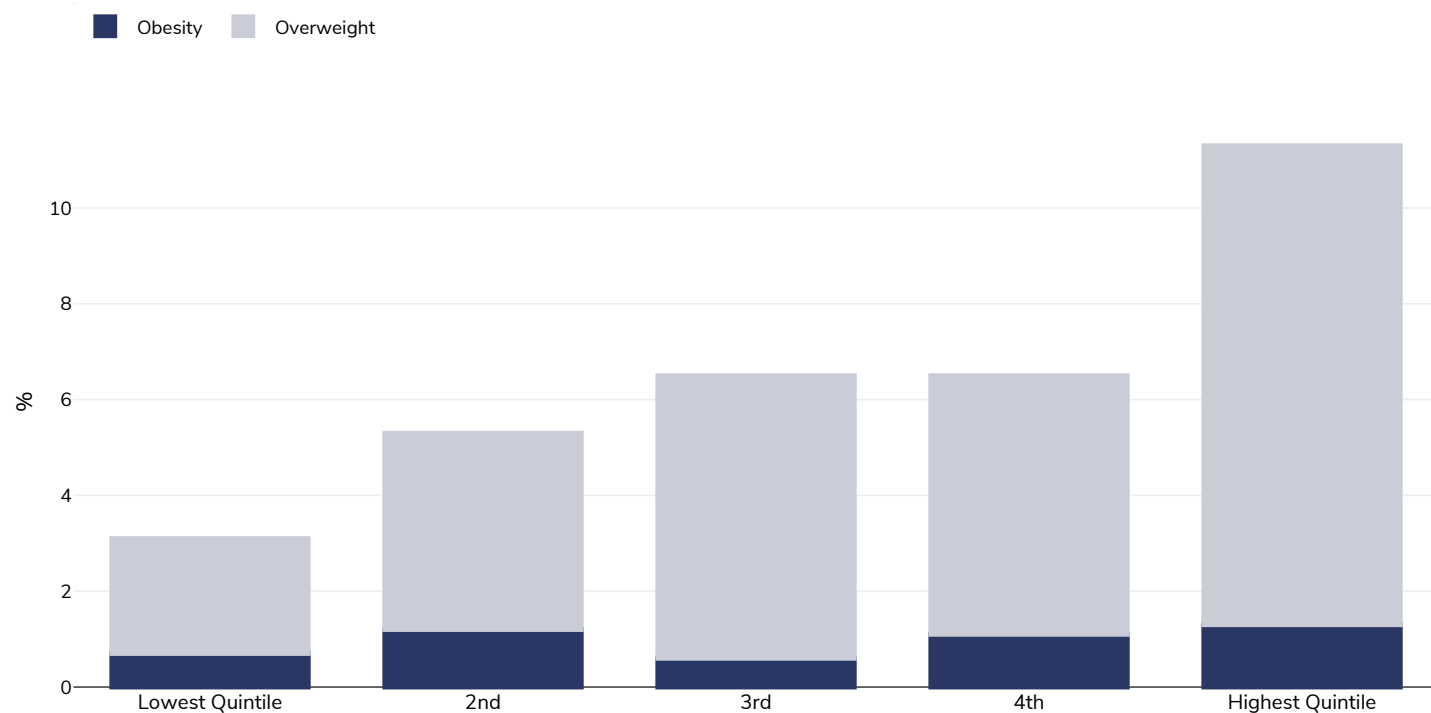
2010: Agence Nationale de la Statistique et de la Démographie - ANSD/Sénégal and ICF International. 2012. *Enquête Démographique et de Santé à Indicateurs Multiples Sénégal (EDS-MICS) 2010-2011*. Calverton, Maryland, USA: ANSD and ICF International.

Unless otherwise noted, overweight refers to a BMI between 25kg and 29.9kg/m<sup>2</sup>, obesity refers to a BMI greater than 30kg/m<sup>2</sup>.

Different methodologies may have been used to collect this data and so data from different surveys may not be strictly comparable. Please check with original data sources for methodologies used.

## Overweight/obesity by education

### Men, 2010-2011



Survey type: Measured

Age: 15-49

Sample size: 9656

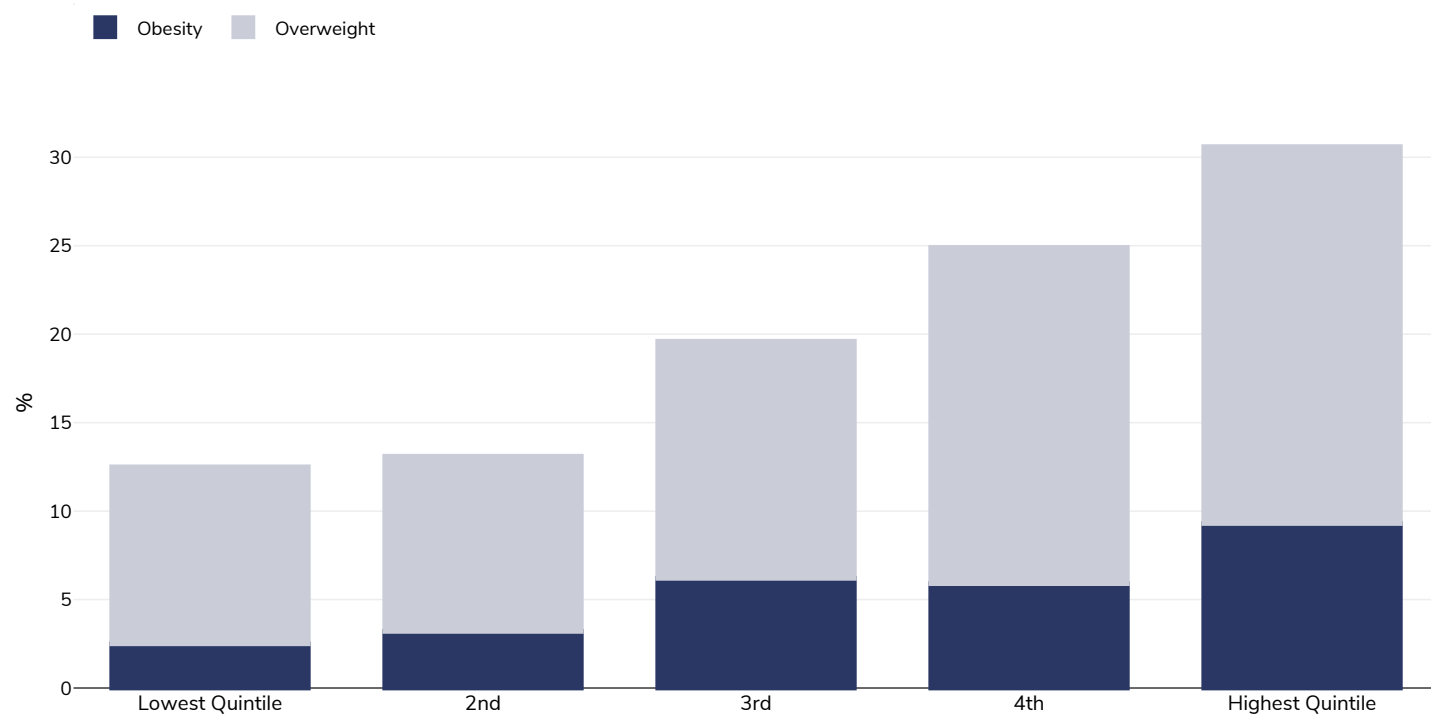
Area covered: National

References: Agence Nationale de la Statistique et de la Démographie - ANSD/Sénégal and ICF International. 2012. Enquête Démographique et de Santé à Indicateurs Multiples Sénégal (EDS-MICS) 2010-2011. Calverton, Maryland, USA: ANSD and ICF International.

Notes: Demographic Health Survey data includes ever married women aged 15-49 years only and may include males aged 15-59.

Unless otherwise noted, overweight refers to a BMI between 25kg and 29.9kg/m<sup>2</sup>, obesity refers to a BMI greater than 30kg/m<sup>2</sup>.

## Women, 2010-2011



Survey type: Measured

Age: 15-49

Sample size: 9656

Area covered: National

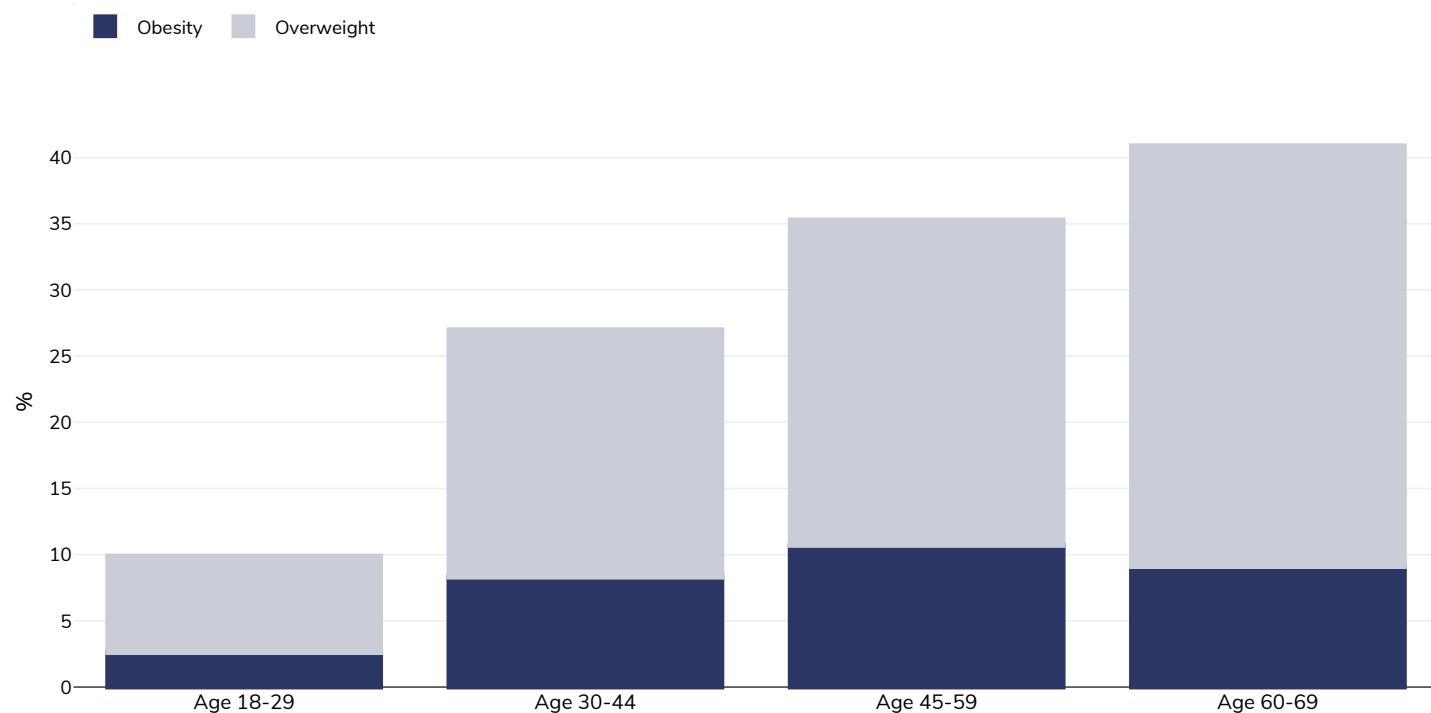
References: Agence Nationale de la Statistique et de la Démographie - ANSD/Sénégal and ICF International. 2012. Enquête Démographique et de Santé à Indicateurs Multiples Sénégal (EDS-MICS) 2010-2011. Calverton, Maryland, USA: ANSD and ICF International.

Notes: Demographic Health Survey data includes ever married women aged 15-49 years only and may include males aged 15-59.

Unless otherwise noted, overweight refers to a BMI between 25kg and 29.9kg/m<sup>2</sup>, obesity refers to a BMI greater than 30kg/m<sup>2</sup>.

## Overweight/obesity by age

### Adults, 2015



Survey type: Measured

Sample size: 5134

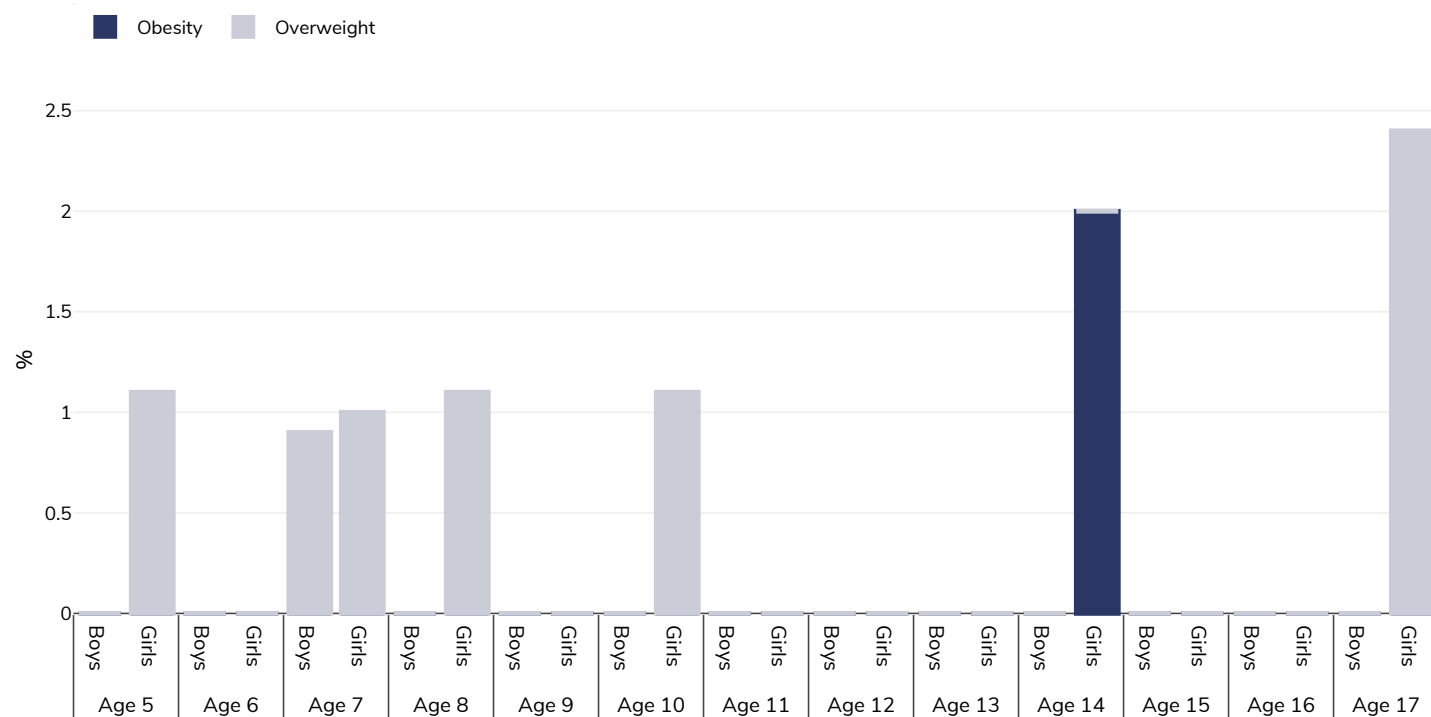
Area covered: National

References: STEPS Senegal 2015, [https://www.who.int/ncds/surveillance/steps/RAP\\_RAPPORT\\_PRELIMINAIRE\\_STEPS\\_2015.pdf?ua=1](https://www.who.int/ncds/surveillance/steps/RAP_RAPPORT_PRELIMINAIRE_STEPS_2015.pdf?ua=1) (accessed 08.04.20)

Unless otherwise noted, overweight refers to a BMI between 25kg and 29.9kg/m<sup>2</sup>, obesity refers to a BMI greater than 30kg/m<sup>2</sup>.



## Children, 1992



Survey type: Measured

Sample size: 1726

Area covered: National

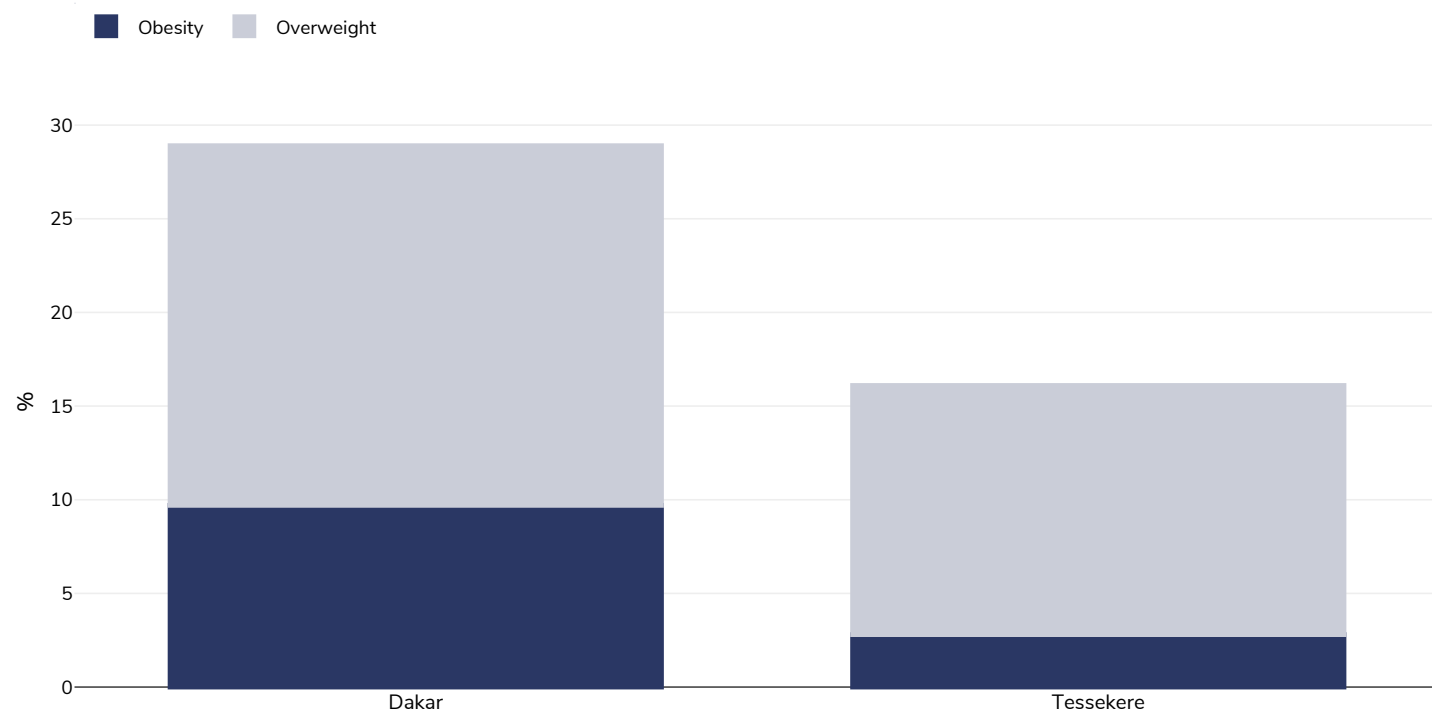
References: Ferro-Luzzi A, National Institute for Food and Nutrition Research, Rome, Italy. Unpublished data reanalysed 2001

Notes: Note that the data in this graph is correct. The low levels of overweight and obesity may make it appear otherwise.

Cutoffs: IOTF

## Overweight/obesity by region

### Adults, 2015

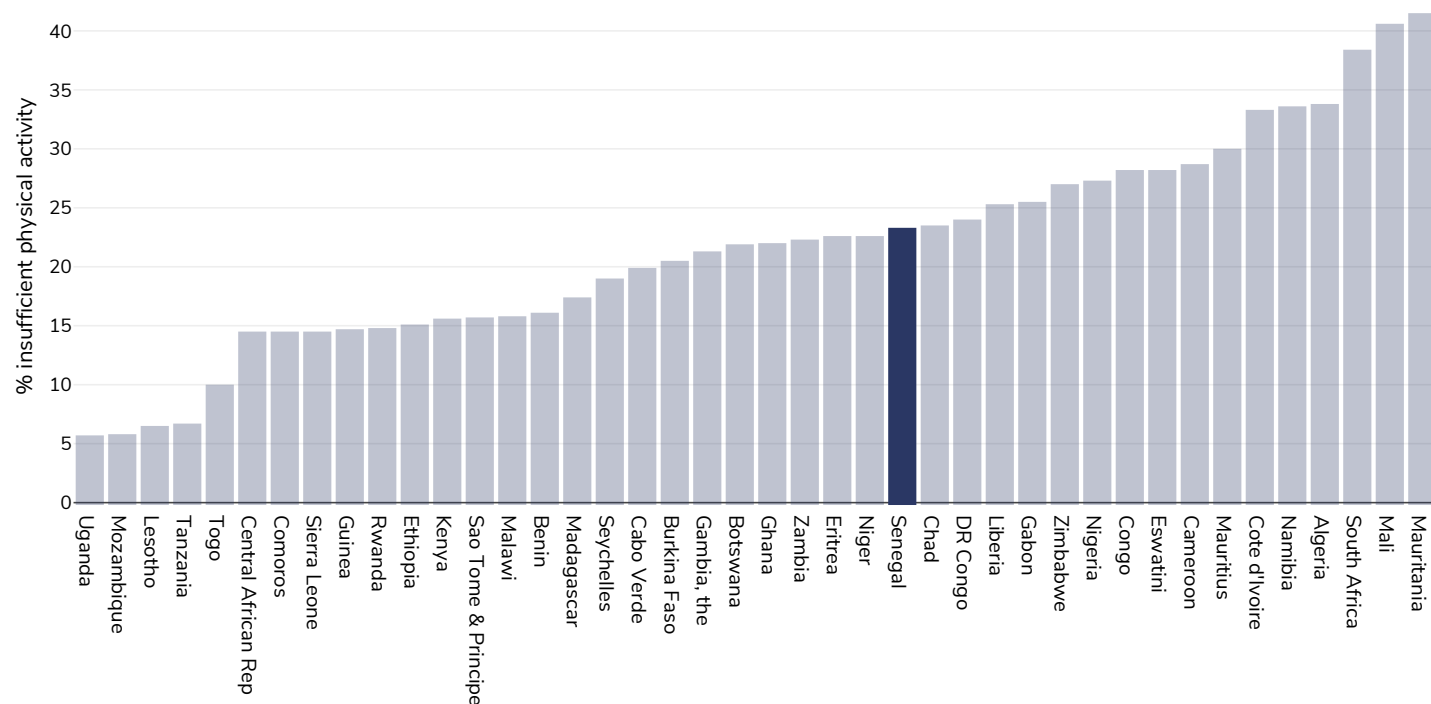


|               |   |
|---------------|---|
| Survey type:  | Measured  |
| Age:          | 20+   |
| Sample size:  | 1000  |
| Area covered: | Subnational   |
| References:   | Macia E, Cohen E, Gueye L, Boetsch G and Duboz P. 2017. Prevalence of obesity and body size perceptions in urban and rural Senegal: new insight on the epidemiological transition in West Africa. Cardiovascular Journal of Africa. 28(5) pp 324-330. |

Unless otherwise noted, overweight refers to a BMI between 25kg and 29.9kg/m<sup>2</sup>, obesity refers to a BMI greater than 30kg/m<sup>2</sup>.

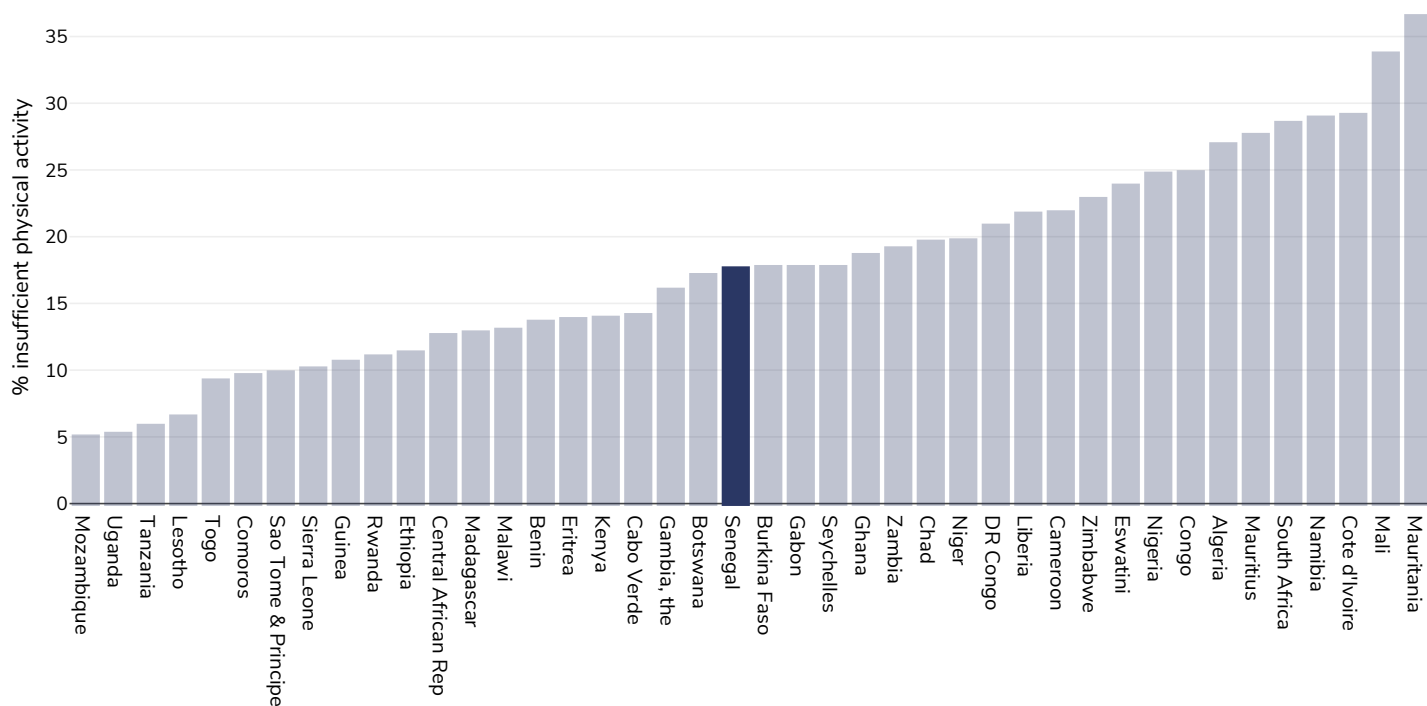
## Insufficient physical activity

### Adults, 2016



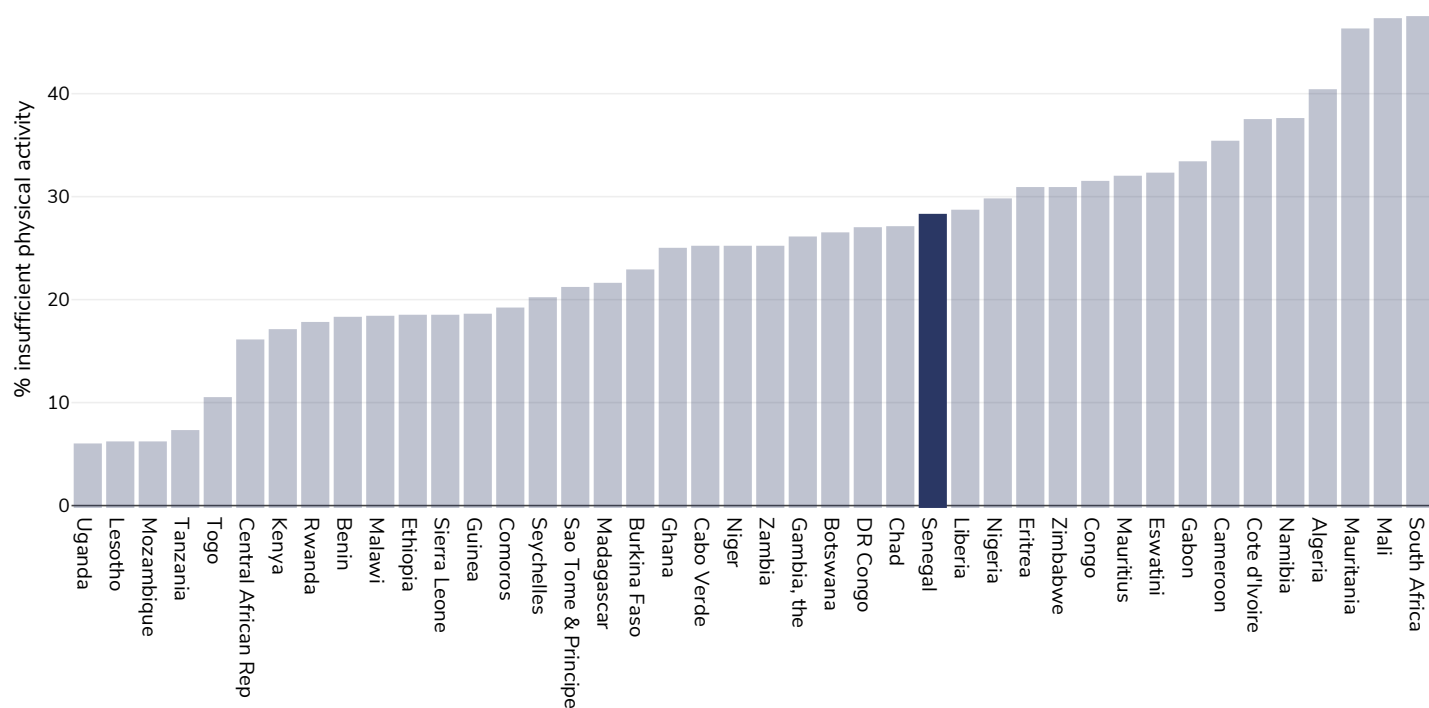
References: Guthold R, Stevens GA, Riley LM, Bull FC. Worldwide trends in insufficient physical activity from 2001 to 2016: a pooled analysis of 358 population-based surveys with 1.9 million participants. Lancet 2018 [http://dx.doi.org/10.1016/S2214-109X\(18\)30357-7](http://dx.doi.org/10.1016/S2214-109X(18)30357-7)

## Men, 2016



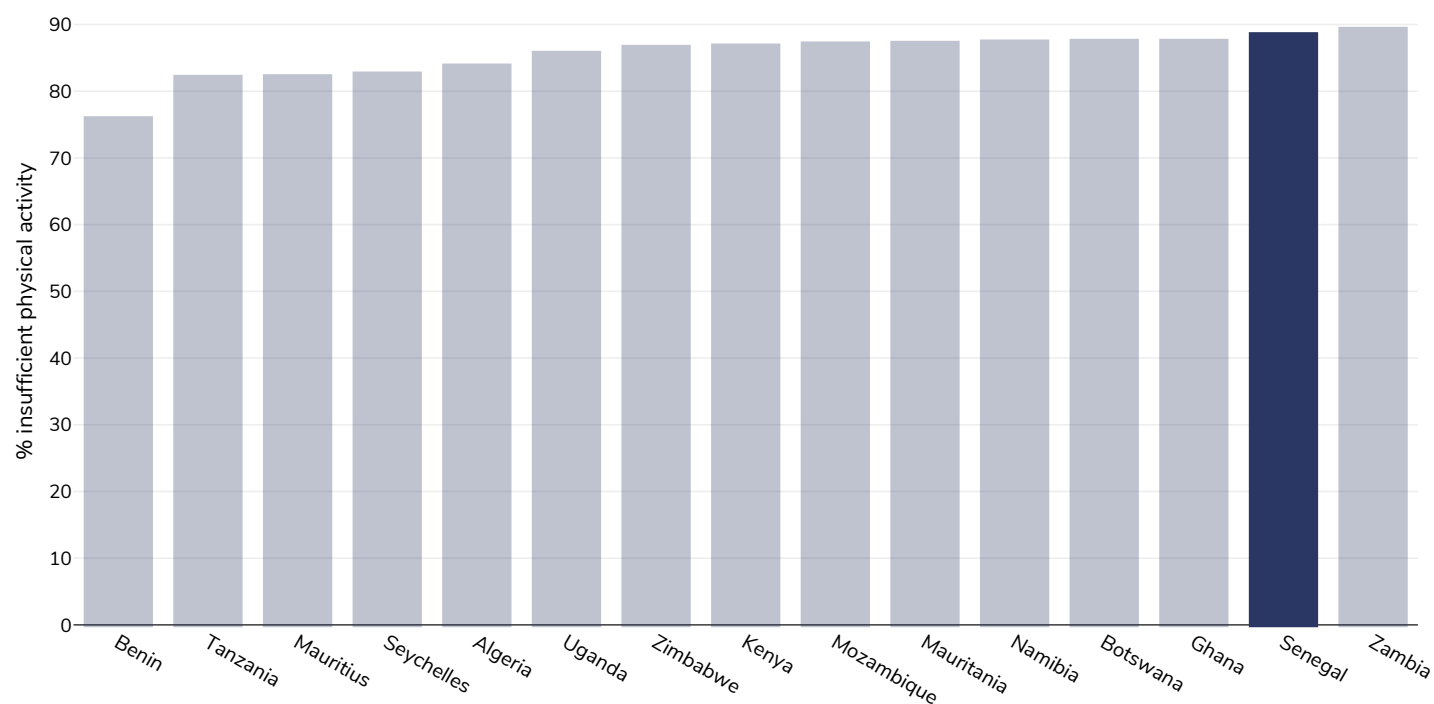
References: Guthold R, Stevens GA, Riley LM, Bull FC. Worldwide trends in insufficient physical activity from 2001 to 2016: a pooled analysis of 358 population-based surveys with 1.9 million participants. Lancet 2018 [http://dx.doi.org/10.1016/S2214-109X\(18\)30357-7](http://dx.doi.org/10.1016/S2214-109X(18)30357-7)

## Women, 2016



References: Guthold R, Stevens GA, Riley LM, Bull FC. Worldwide trends in insufficient physical activity from 2001 to 2016: a pooled analysis of 358 population-based surveys with 1.9 million participants. Lancet 2018 [http://dx.doi.org/10.1016/S2214-109X\(18\)30357-7](http://dx.doi.org/10.1016/S2214-109X(18)30357-7)

## Children, 2016



Survey type: Self-reported

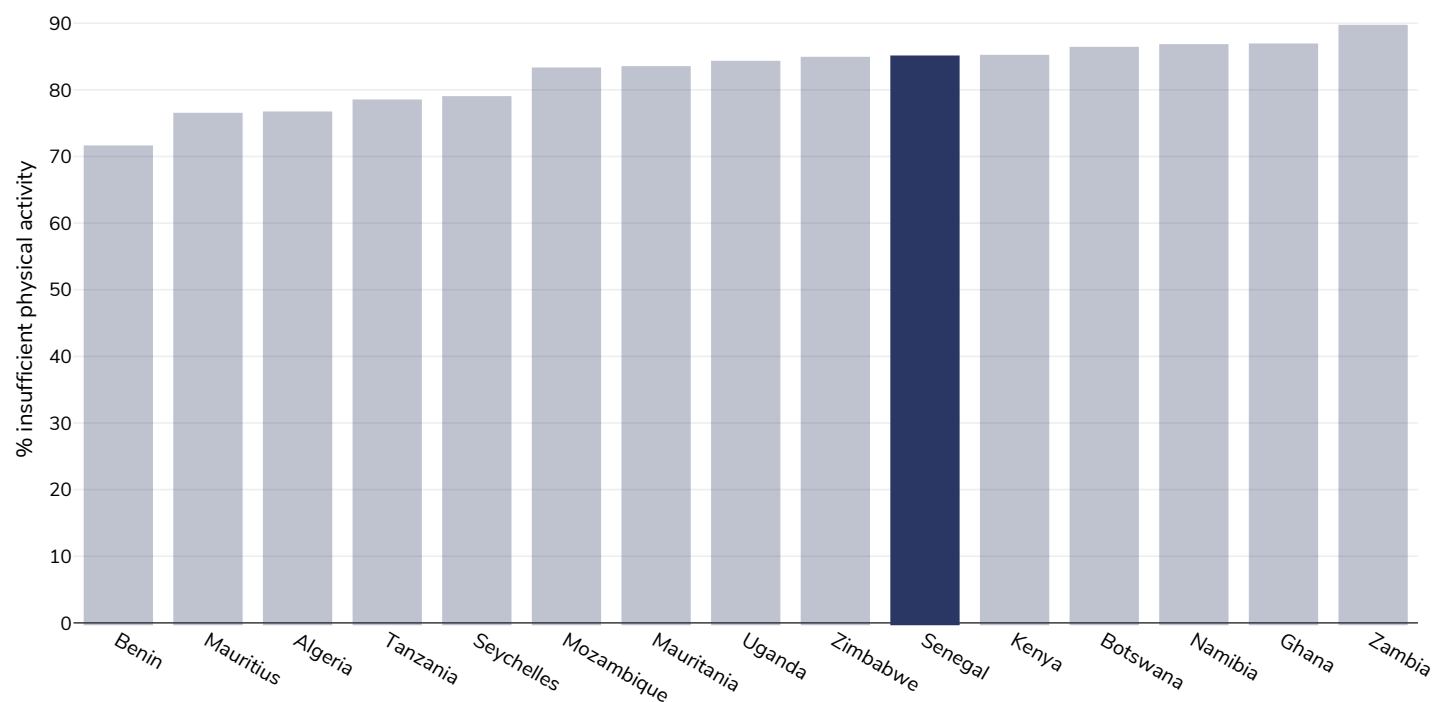
Age: 11-17

References: Global Health Observatory data repository, World Health Organisation, <https://apps.who.int/gho/data/node.main.A893ADO?lang=en> (last accessed 16.03.21)

Notes: % of school going adolescents not meeting WHO recommendations on Physical Activity for Health, i.e. doing less than 60 minutes of moderate- to vigorous-intensity physical activity daily.

Definitions: % Adolescents insufficiently active (age standardised estimate)

## Boys, 2016



Survey type: Self-reported

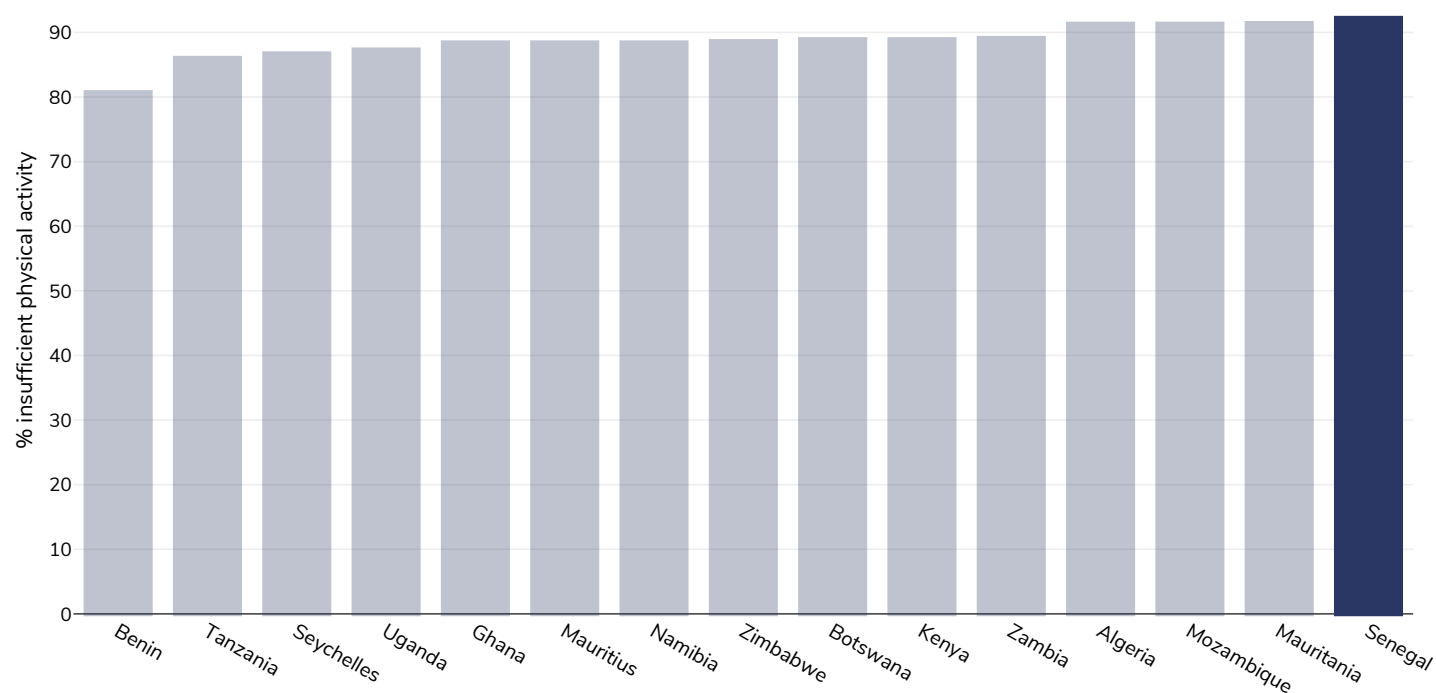
Age: 11-17

References: Global Health Observatory data repository, World Health Organisation, <https://apps.who.int/gho/data/node.main.A893ADO?lang=en> (last accessed 16.03.21)

Notes: % of school going adolescents not meeting WHO recommendations on Physical Activity for Health, i.e. doing less than 60 minutes of moderate- to vigorous-intensity physical activity daily.

Definitions: % Adolescents insufficiently active (age standardised estimate)

## Girls, 2016



Survey type:

Self-reported

Age:

11-17

References:

Global Health Observatory data repository, World Health Organisation, <https://apps.who.int/gho/data/node.main.A893ADO?lang=en> (last accessed 16.03.21)

Notes:

% of school going adolescents not meeting WHO recommendations on Physical Activity for Health, i.e. doing less than 60 minutes of moderate- to vigorous-intensity physical activity daily.

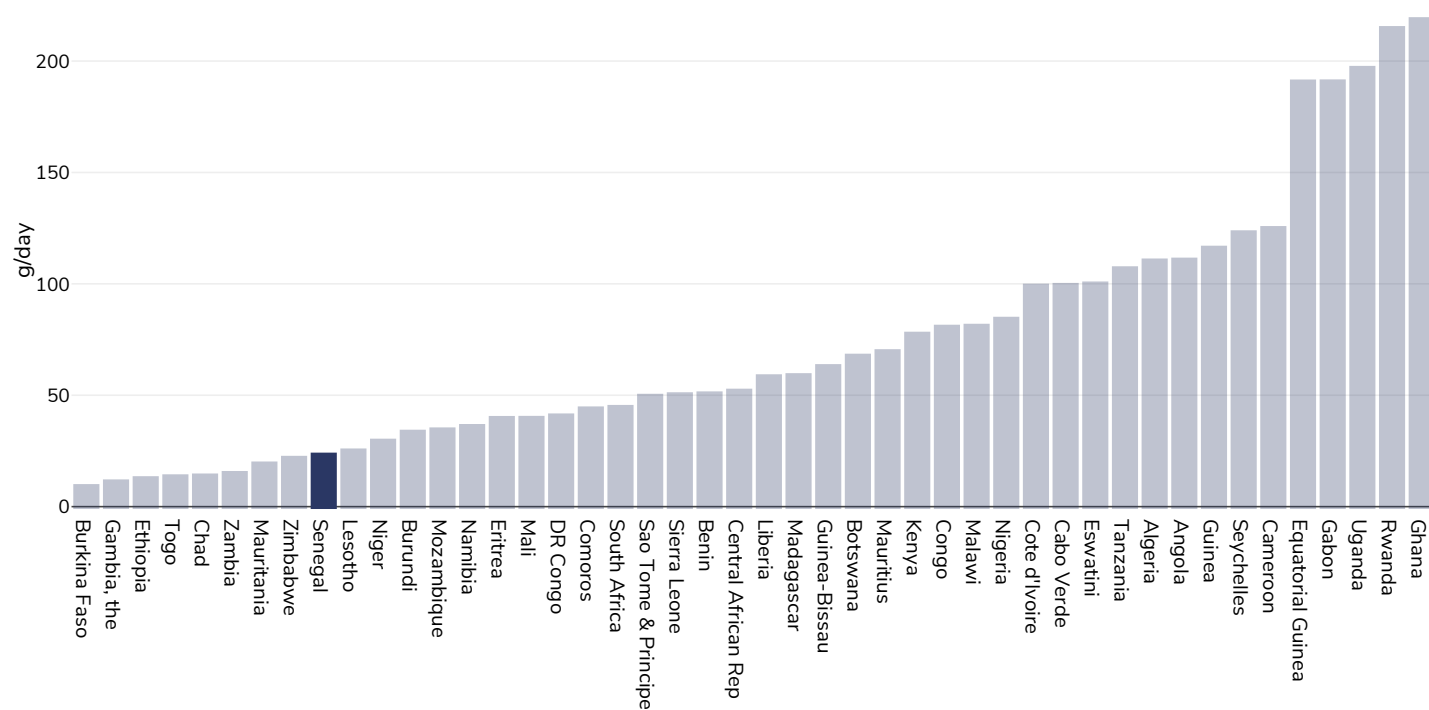
Definitions:

% Adolescents insufficiently active (age standardised estimate)



## Estimated per capita fruit intake

Adults, 2017



Survey type: Measured

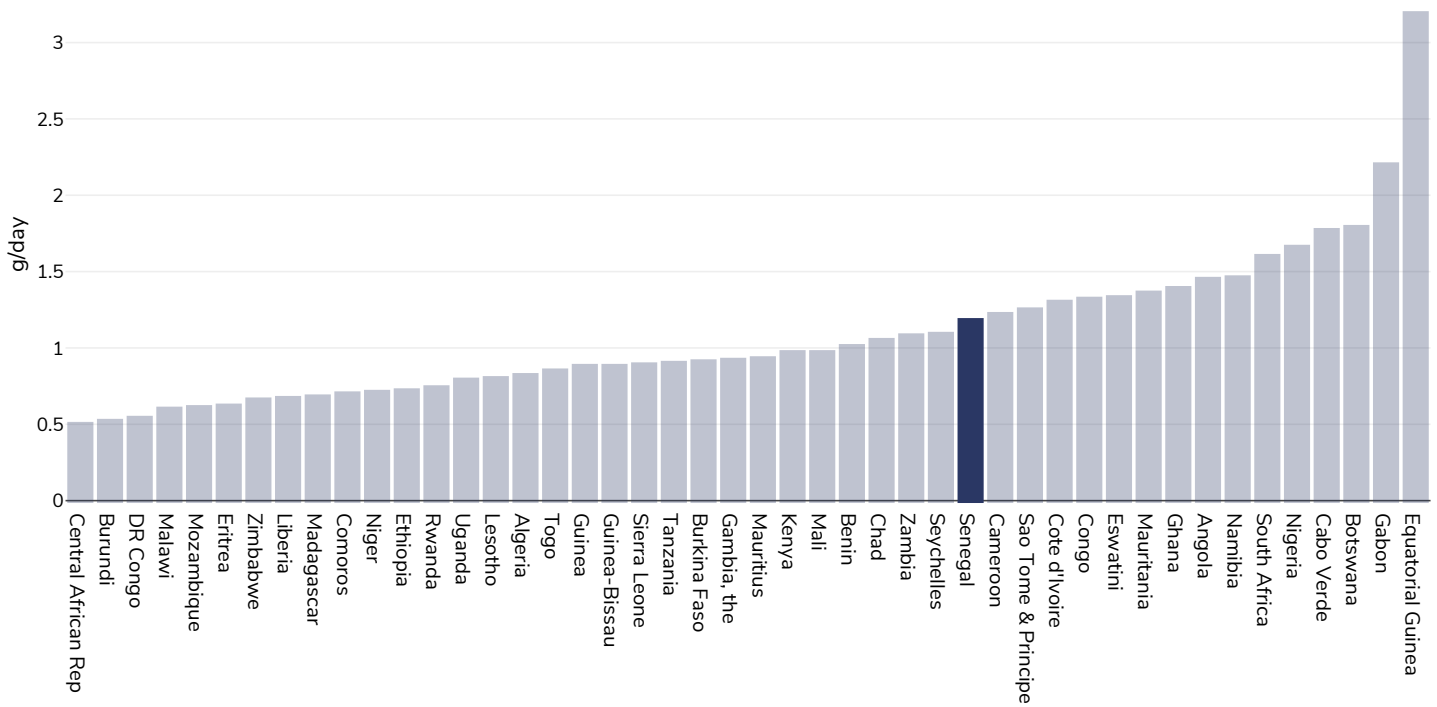
Age: 25+

References: Global Burden of Disease, the Institute for Health Metrics and Evaluation <http://ghdx.healthdata.org/>

Definitions: Estimated per-capita fruit intake (g/day)

## Estimated per-capita processed meat intake

Adults, 2017



Survey type:

Measured

Age:

25+

References:

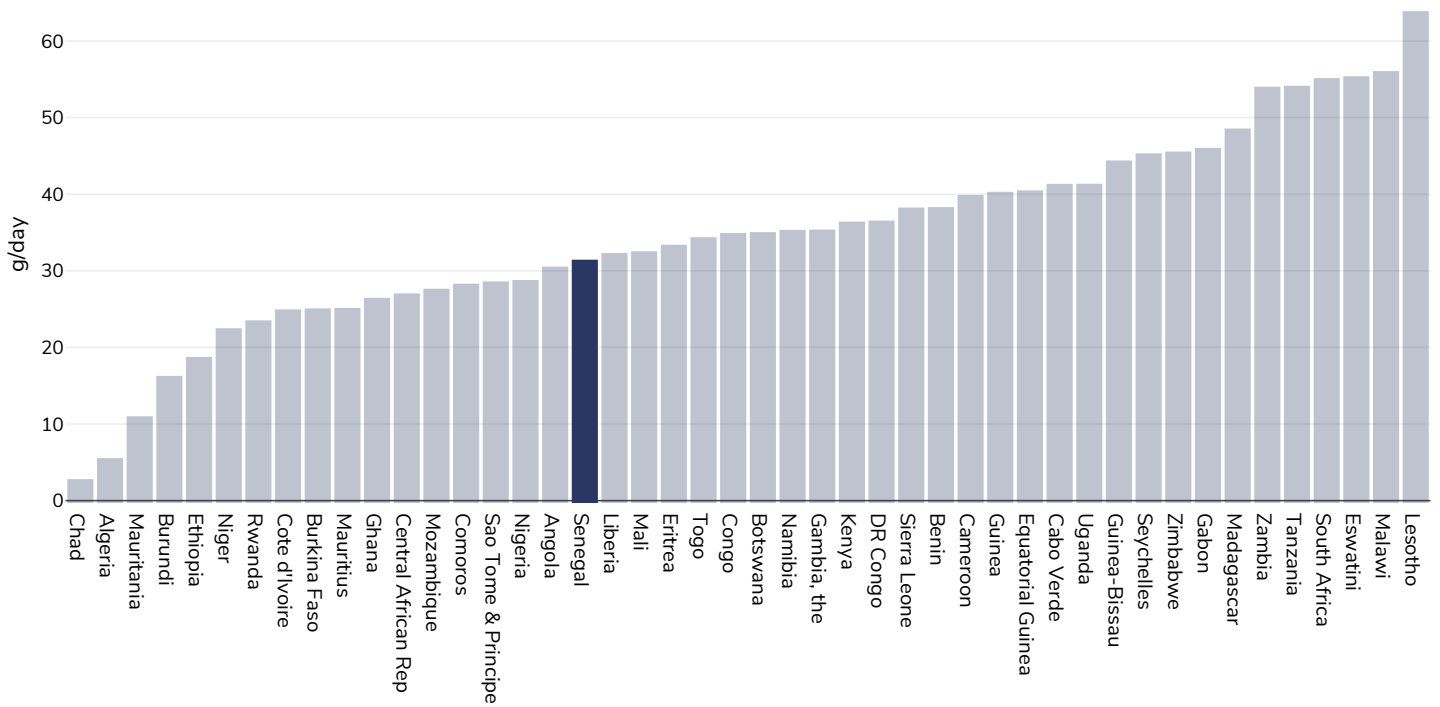
Global Burden of Disease, the Institute for Health Metrics and Evaluation <http://ghdx.healthdata.org/>

Definitions:

Estimated per-capita processed meat intake (g per day)

## Estimated per capita whole grains intake

### Adults, 2017



Survey type:

Measured

Age:

25+

References:

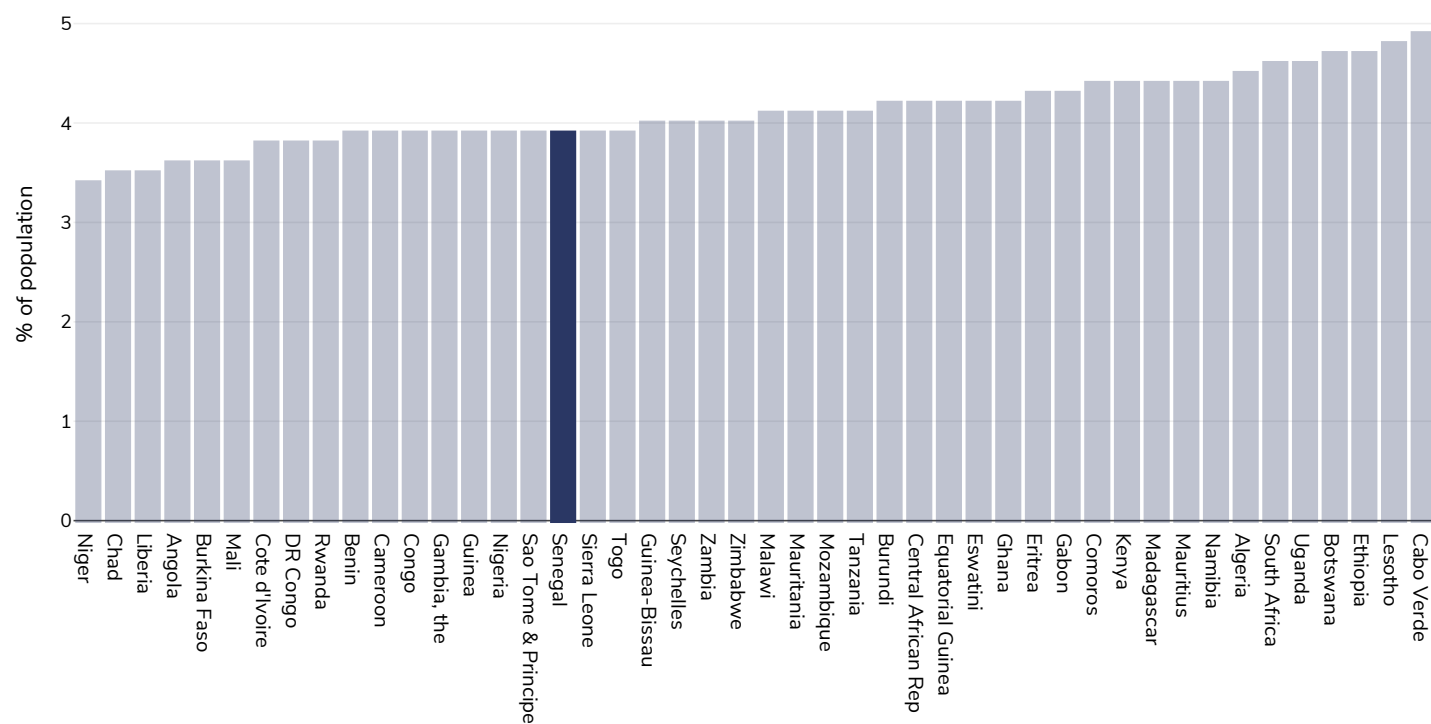
Global Burden of Disease, the Institute for Health Metrics and Evaluation <http://ghdx.healthdata.org/>

Definitions:

Estimated per-capita whole grains intake (g/day)

## Mental health - depression disorders

### Adults, 2015

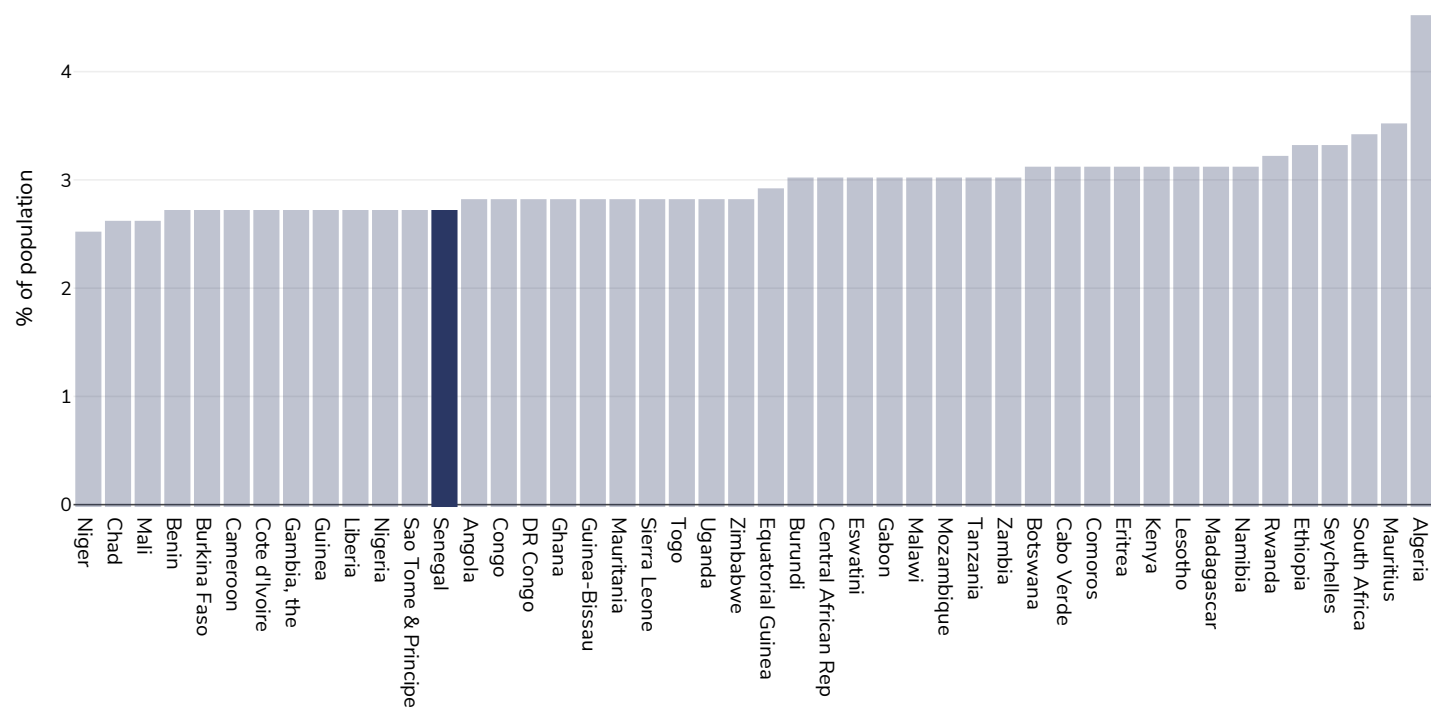


References: Prevalence data from Global Burden of Disease study 2015 (<http://ghdx.healthdata.org>) published in: Depression and Other Common Mental Disorders: Global Health Estimates. Geneva:World Health Organization; 2017. Licence: CC BY-NC-SA 3.0 IGO.

Definitions: % of population with depression disorders

## Mental health - anxiety disorders

Adults, 2015

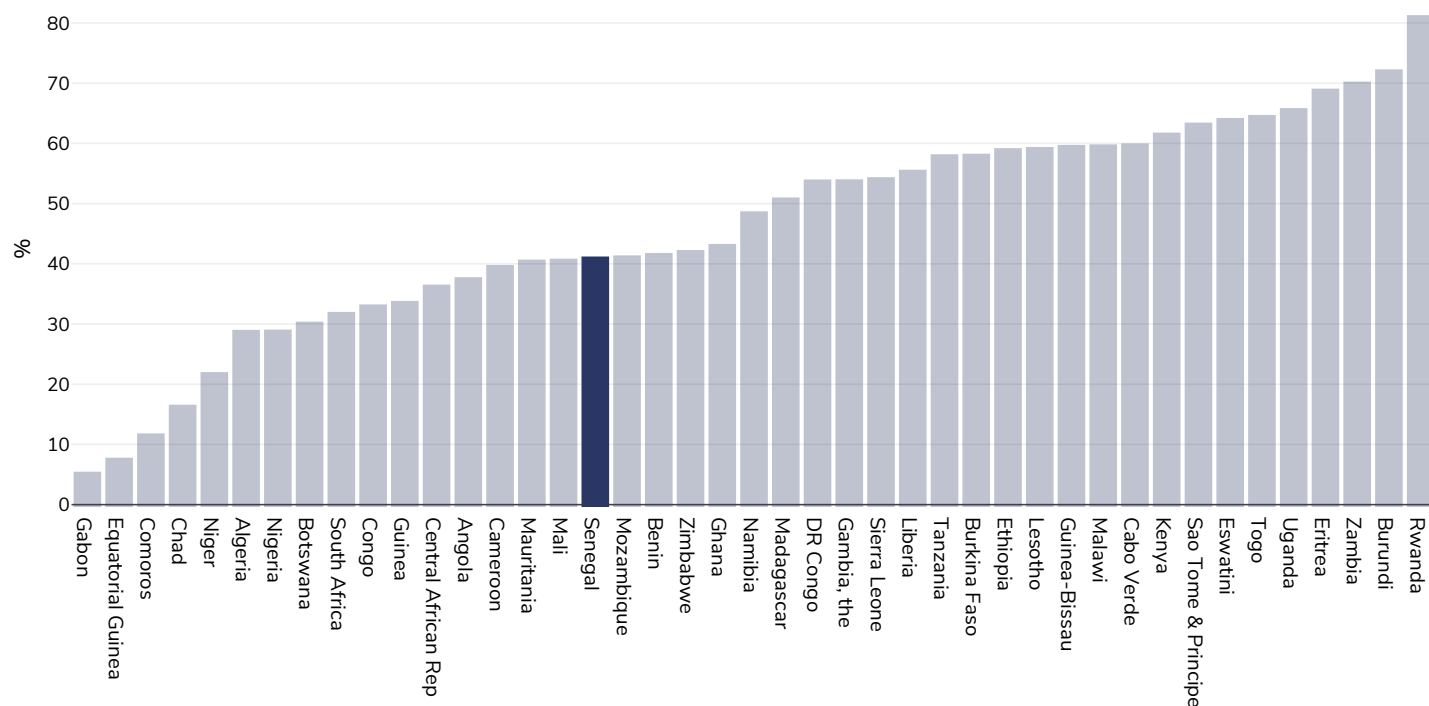


References: Prevalence data from Global Burden of Disease study 2015 (<http://ghdx.healthdata.org>) published in: Depression and Other Common Mental Disorders: Global Health Estimates. Geneva:World Health Organization; 2017. Licence: CC BY-NC-SA 3.0 IGO.

Definitions: % of population with anxiety disorders

## % Infants exclusively breastfed 0-5 months

### Children, 2005-2020



Area covered:

National

References:

Sénégal : Enquête Démographique et de Santé Continue (EDS-Continue 2019), Rockville, Maryland, USA : ANSD et ICF

Notes:

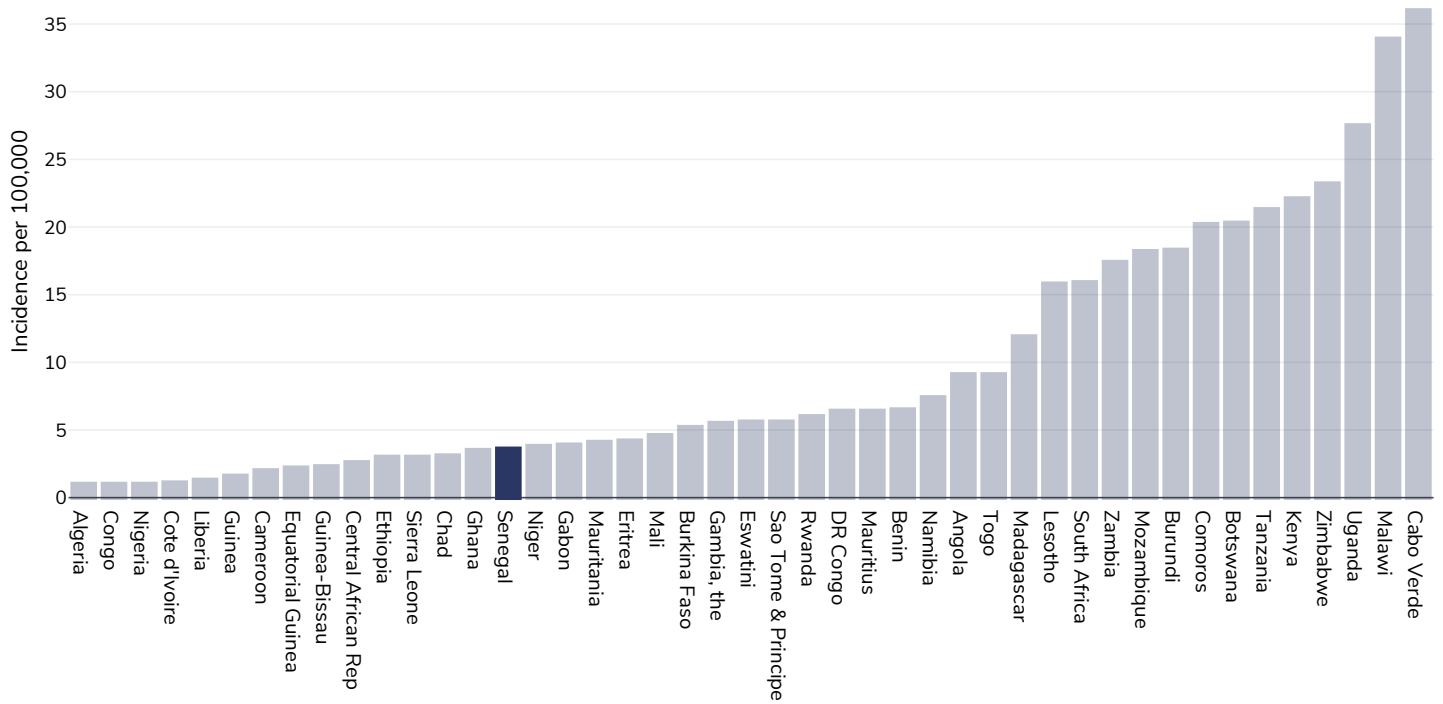
See UNICEF website for further survey information. Available at : <https://data.unicef.org/resources/dataset/infant-young-child-feeding/> (last accessed 28.9.21) Citation: United Nations Children's Fund, Division of Data, Analysis, Planning and Monitoring (2021). Global UNICEF Global Databases: Infant and Young Child Feeding: Exclusive breastfeeding, New York, September 2021.

Definitions:

% exclusively breastfed 0-5 months

## Oesophageal cancer

### Men, 2020



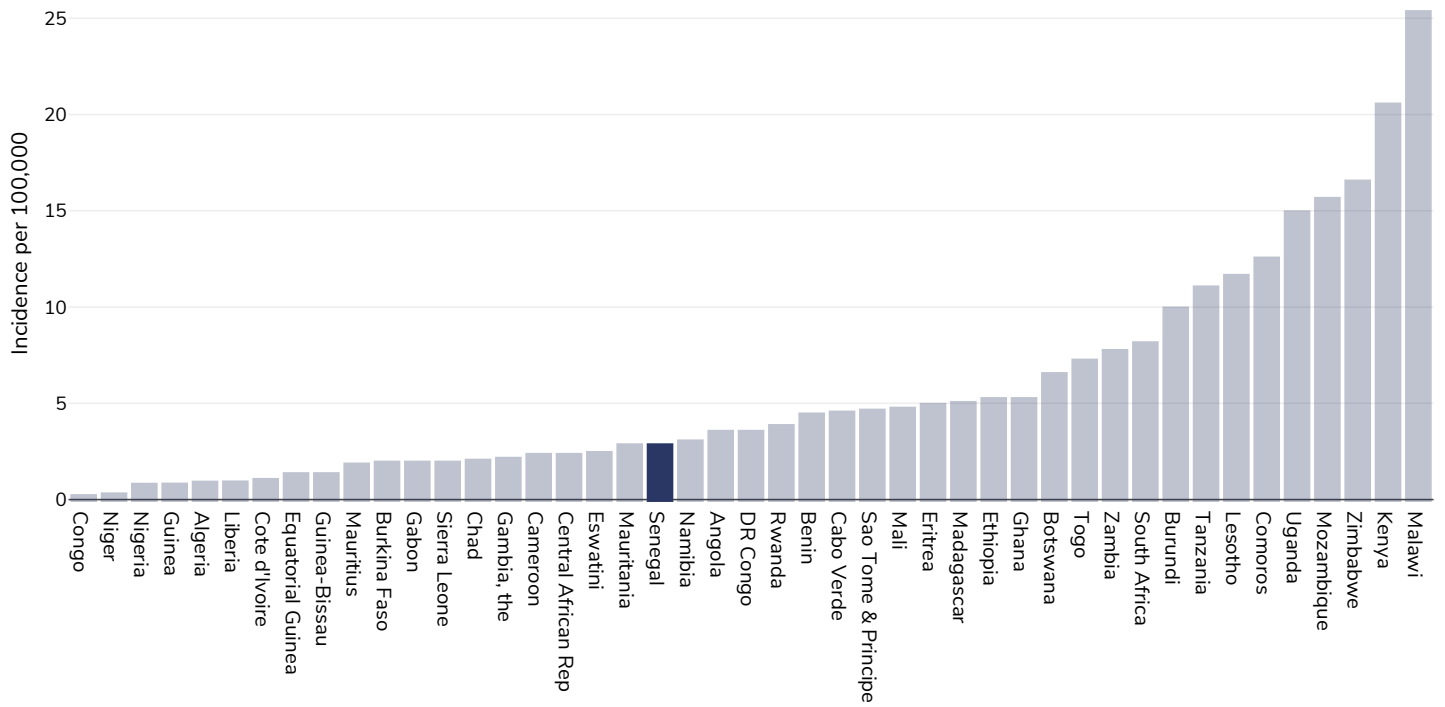
Age: 20+

Area covered: National

References: Ferlay J, Ervik M, Lam F, Colombet M, Mery L, Piñeros M, Znaor A, Soerjomataram I, Bray F (2020). Global Cancer Observatory: Cancer Today. Lyon, France: International Agency for Research on Cancer. Available from: <https://gco.iarc.fr/today>, accessed 10.01.2309

Definitions: Age-standardized incidence rates per 100 000

## Women, 2020



Age: 20+

Area covered: National

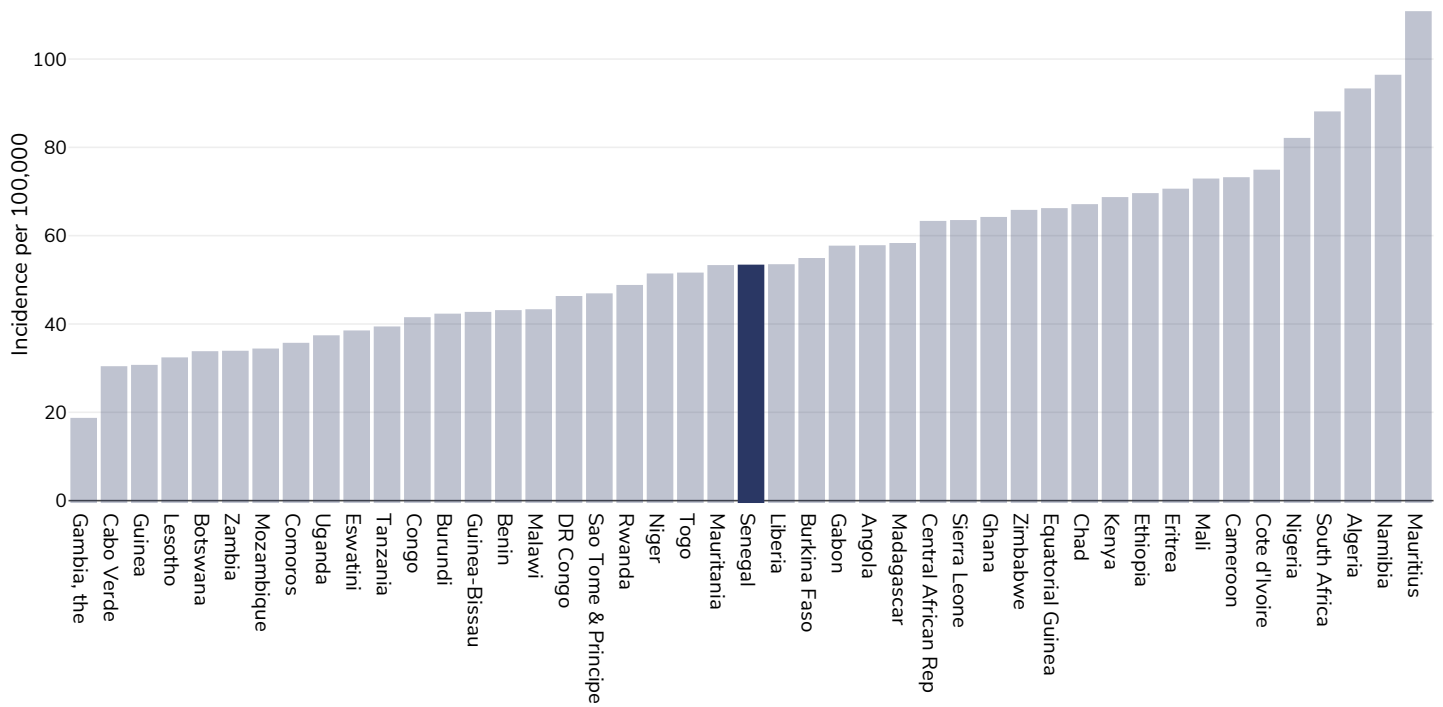
References: Ferlay J, Ervik M, Lam F, Colombet M, Mery L, Piñeros M, Znaor A, Soerjomataram I, Bray F (2020). Global Cancer Observatory: Cancer Today. Lyon, France: International Agency for Research on Cancer. Available from: <https://gco.iarc.fr/today>, accessed 10.01.2309

Definitions: Age-standardized incidence rates per 100 000



## Breast cancer

### Women, 2020



Age: 20+

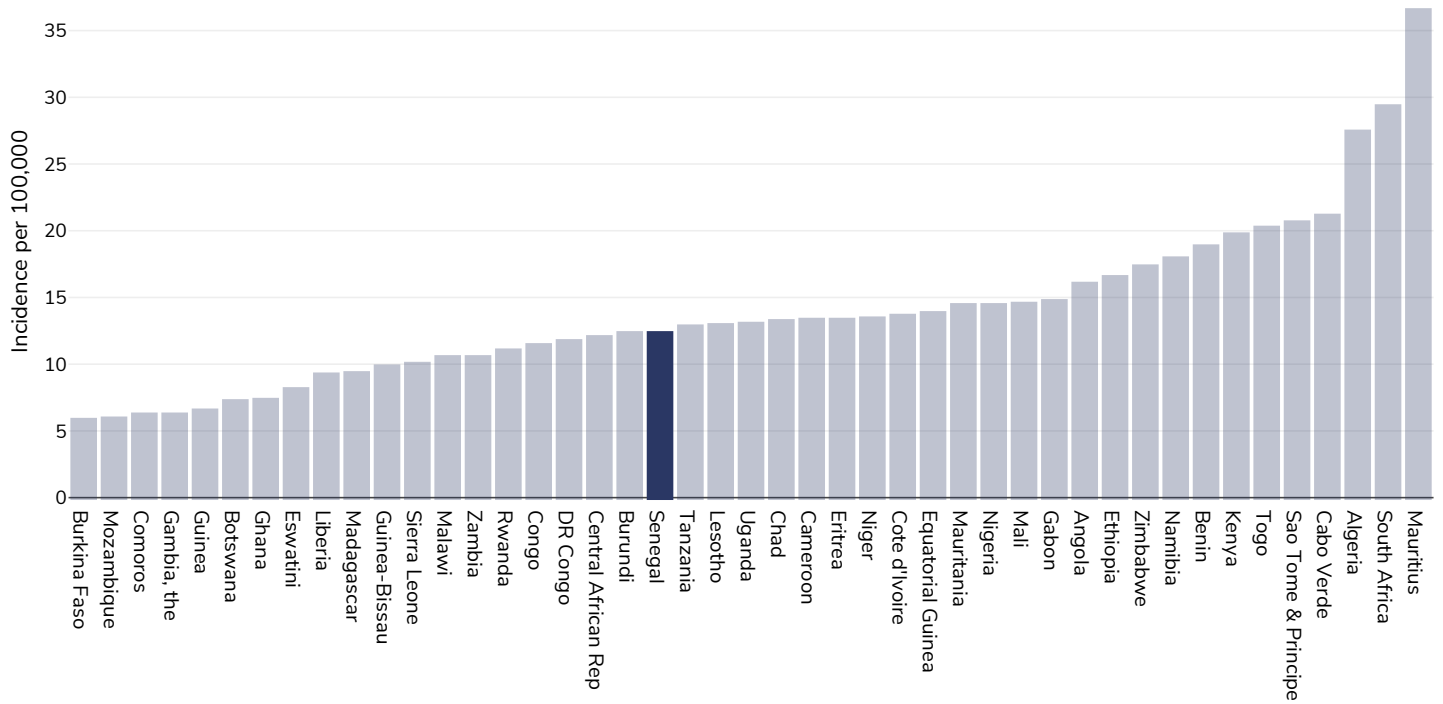
Area covered: National

References: Ferlay J, Ervik M, Lam F, Colombet M, Mery L, Piñeros M, Znaor A, Soerjomataram I, Bray F (2020). Global Cancer Observatory: Cancer Today. Lyon, France: International Agency for Research on Cancer. Available from: <https://gco.iarc.fr/today>, accessed 10.01.2309

Definitions: Age-standardized incidence rates per 100 000

## Colorectal cancer

### Men, 2020



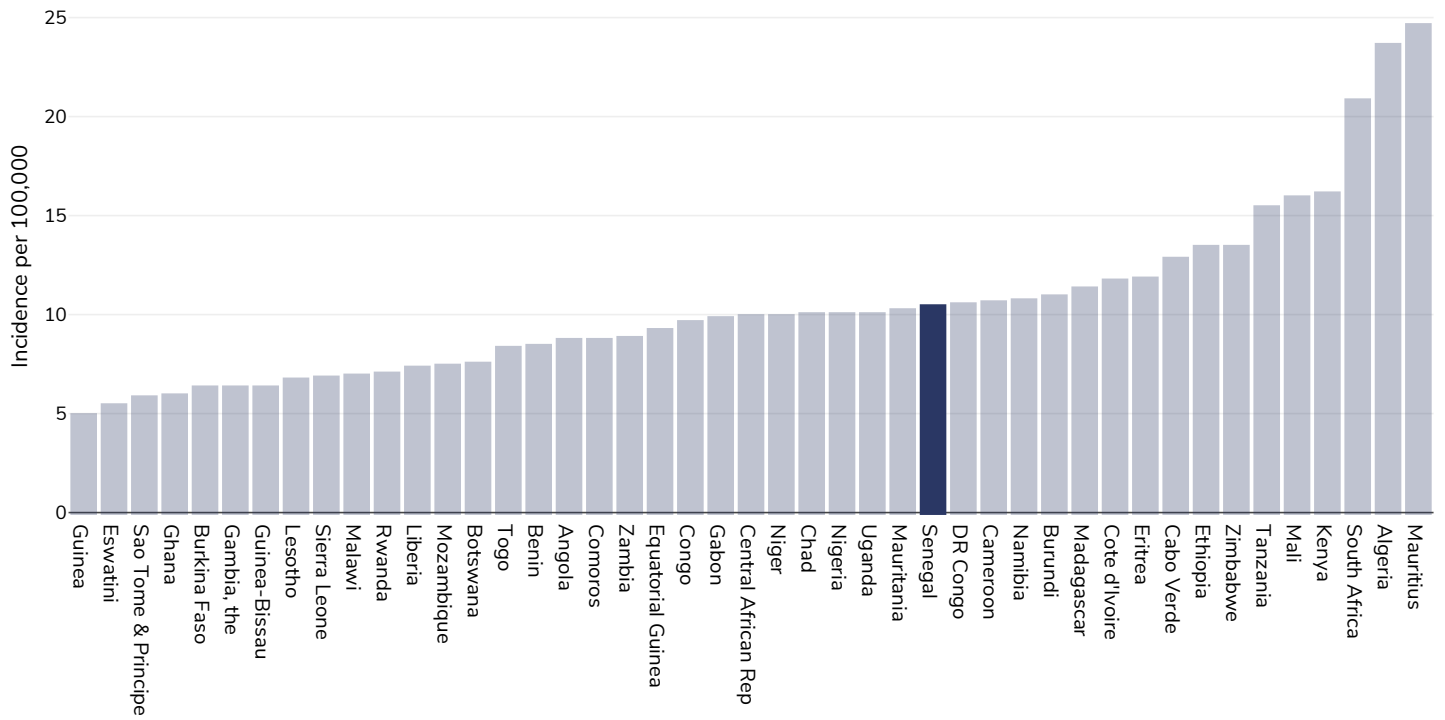
Age: 20+

Area covered: National

References: Ferlay J, Ervik M, Lam F, Colombet M, Mery L, Piñeros M, Znaor A, Soerjomataram I, Bray F (2020). Global Cancer Observatory: Cancer Today. Lyon, France: International Agency for Research on Cancer. Available from: <https://gco.iarc.fr/today>, accessed 10.01.2309

Definitions: Age-standardized incidence rates per 100 000

## Women, 2020



Age: 20+

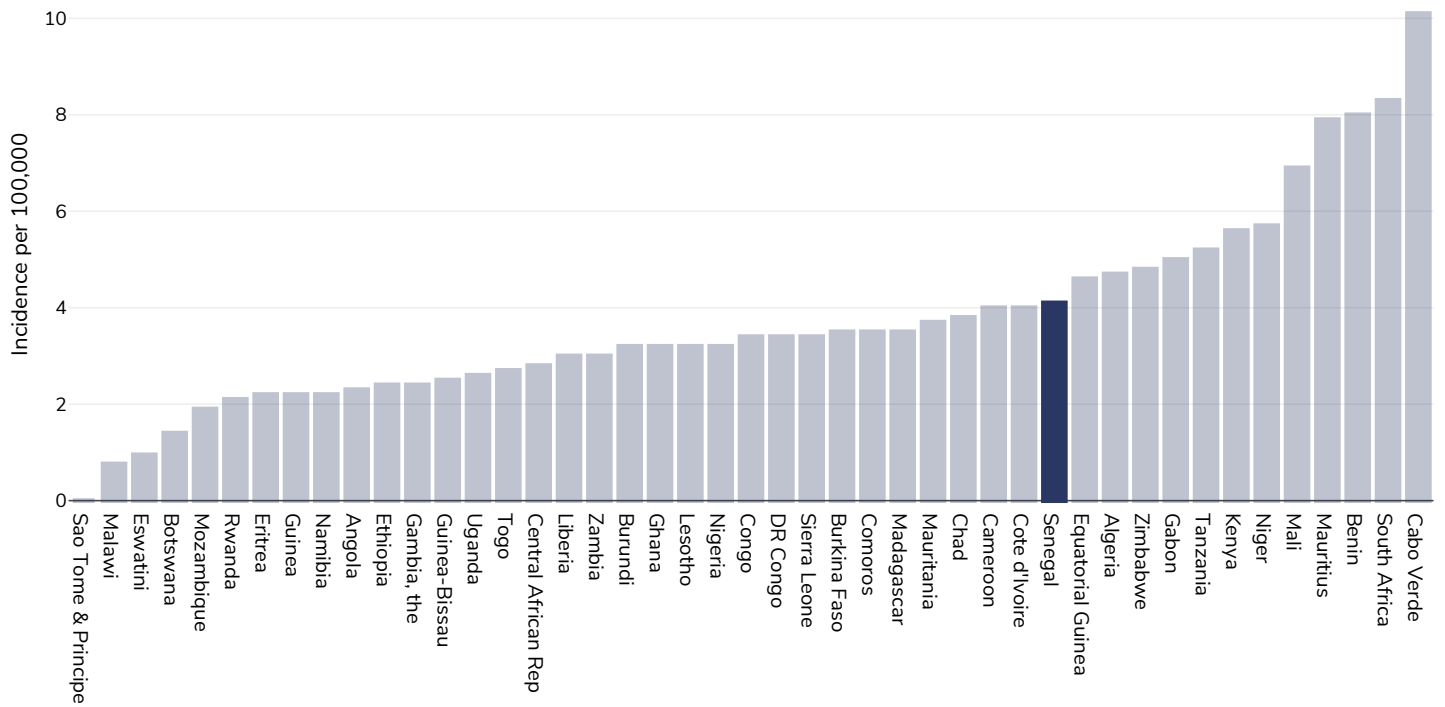
Area covered: National

References: Ferlay J, Ervik M, Lam F, Colombet M, Mery L, Piñeros M, Znaor A, Soerjomataram I, Bray F (2020). Global Cancer Observatory: Cancer Today. Lyon, France: International Agency for Research on Cancer. Available from: <https://gco.iarc.fr/today>, accessed 10.01.2309

Definitions: Age-standardized incidence rates per 100 000

## Pancreatic cancer

### Men, 2020



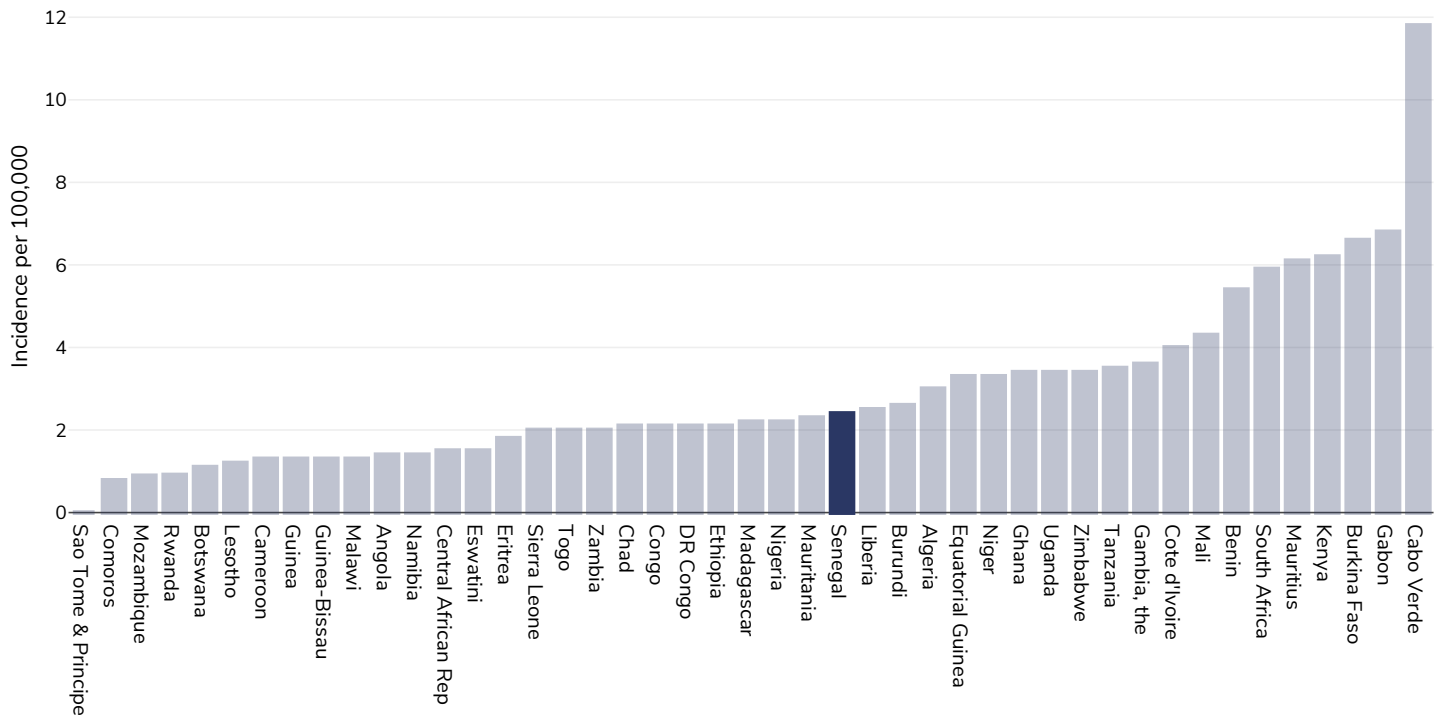
Age: 20+

Area covered: National

References: Ferlay J, Ervik M, Lam F, Colombet M, Mery L, Piñeros M, Znaor A, Soerjomataram I, Bray F (2020). Global Cancer Observatory: Cancer Today. Lyon, France: International Agency for Research on Cancer. Available from: <https://gco.iarc.fr/today>, accessed 10.01.2309

Definitions: Age-standardized incidence rates per 100 000

## Women, 2020



Age: 20+

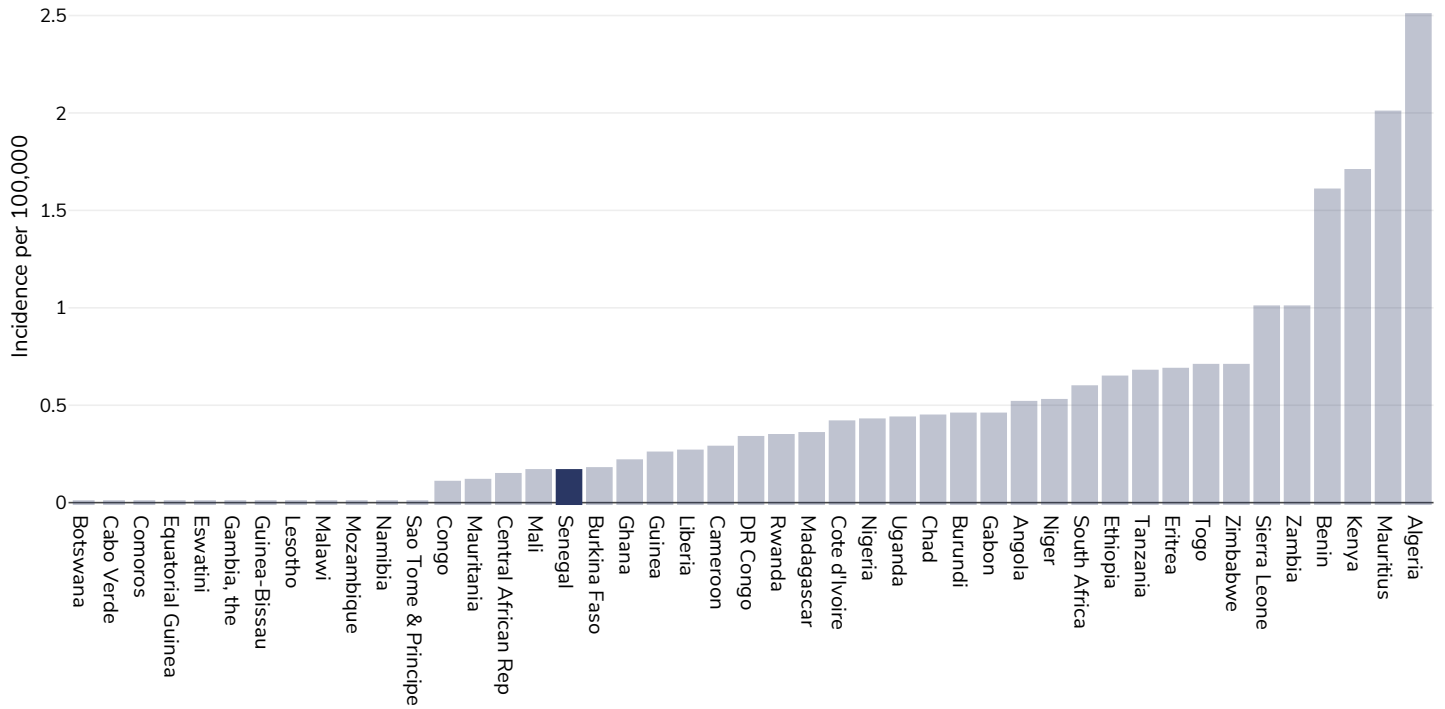
Area covered: National

References: Ferlay J, Ervik M, Lam F, Colombet M, Mery L, Piñeros M, Znaor A, Soerjomataram I, Bray F (2020). Global Cancer Observatory: Cancer Today. Lyon, France: International Agency for Research on Cancer. Available from: <https://gco.iarc.fr/today>, accessed 10.01.2309

Definitions: Age-standardized incidence rates per 100 000

## Gallbladder cancer

### Men, 2020



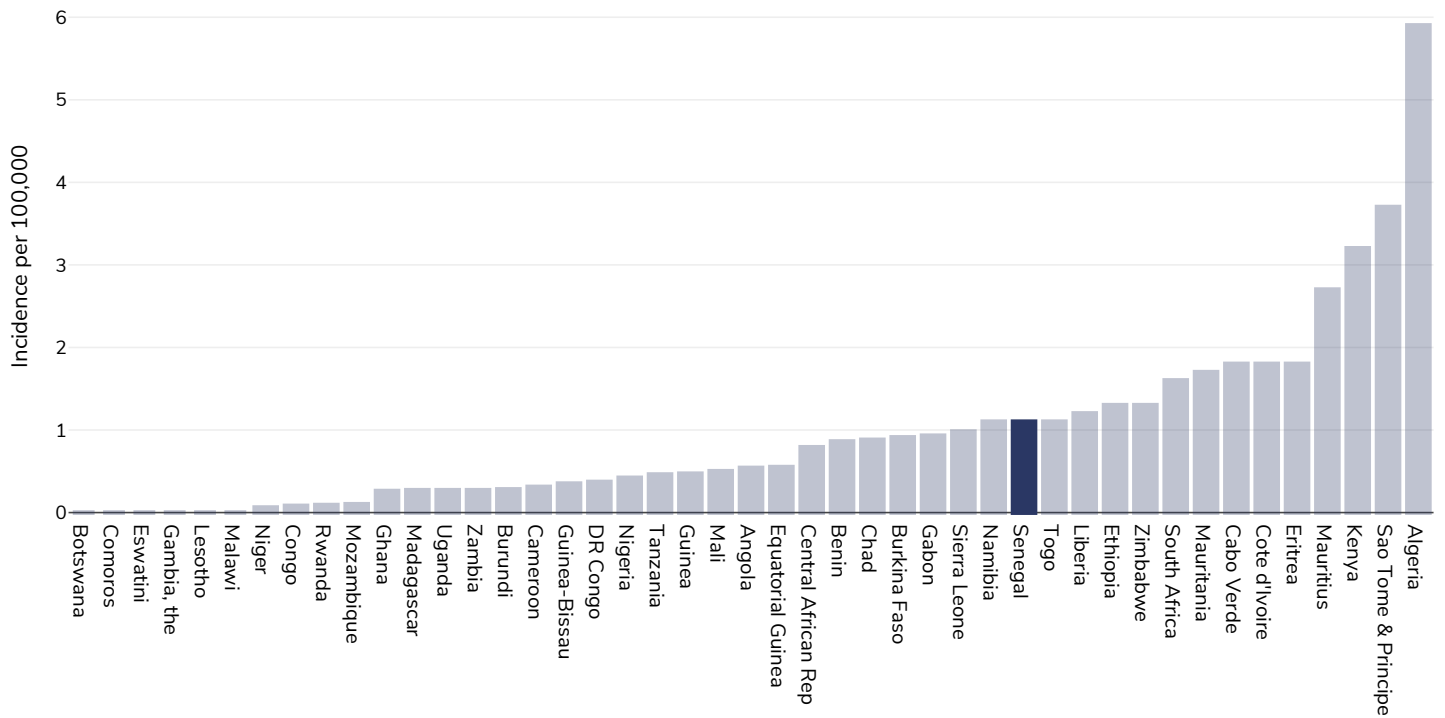
Age: 20+

Area covered: National

References: Ferlay J, Ervik M, Lam F, Colombet M, Mery L, Piñeros M, Znaor A, Soerjomataram I, Bray F (2020). Global Cancer Observatory: Cancer Today. Lyon, France: International Agency for Research on Cancer. Available from: <https://gco.iarc.fr/today>, accessed 10.01.2309

Definitions: Age-standardized incidence rates per 100 000

## Women, 2020



Age: 20+

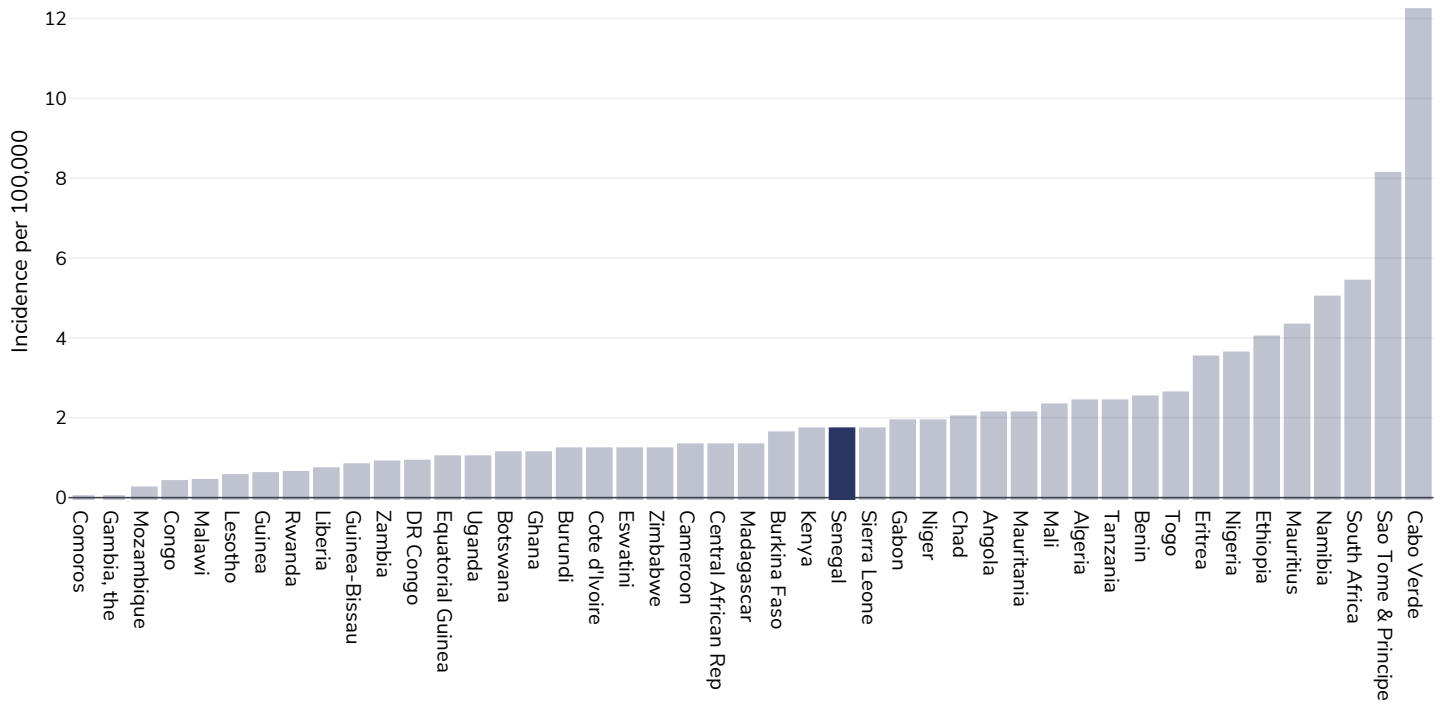
Area covered: National

References: Ferlay J, Ervik M, Lam F, Colombet M, Mery L, Piñeros M, Znaor A, Soerjomataram I, Bray F (2020). Global Cancer Observatory: Cancer Today. Lyon, France: International Agency for Research on Cancer. Available from: <https://gco.iarc.fr/today>, accessed 10.01.2309

Definitions: Age-standardized incidence rates per 100 000

## Kidney cancer

### Men, 2020



Age: 20+

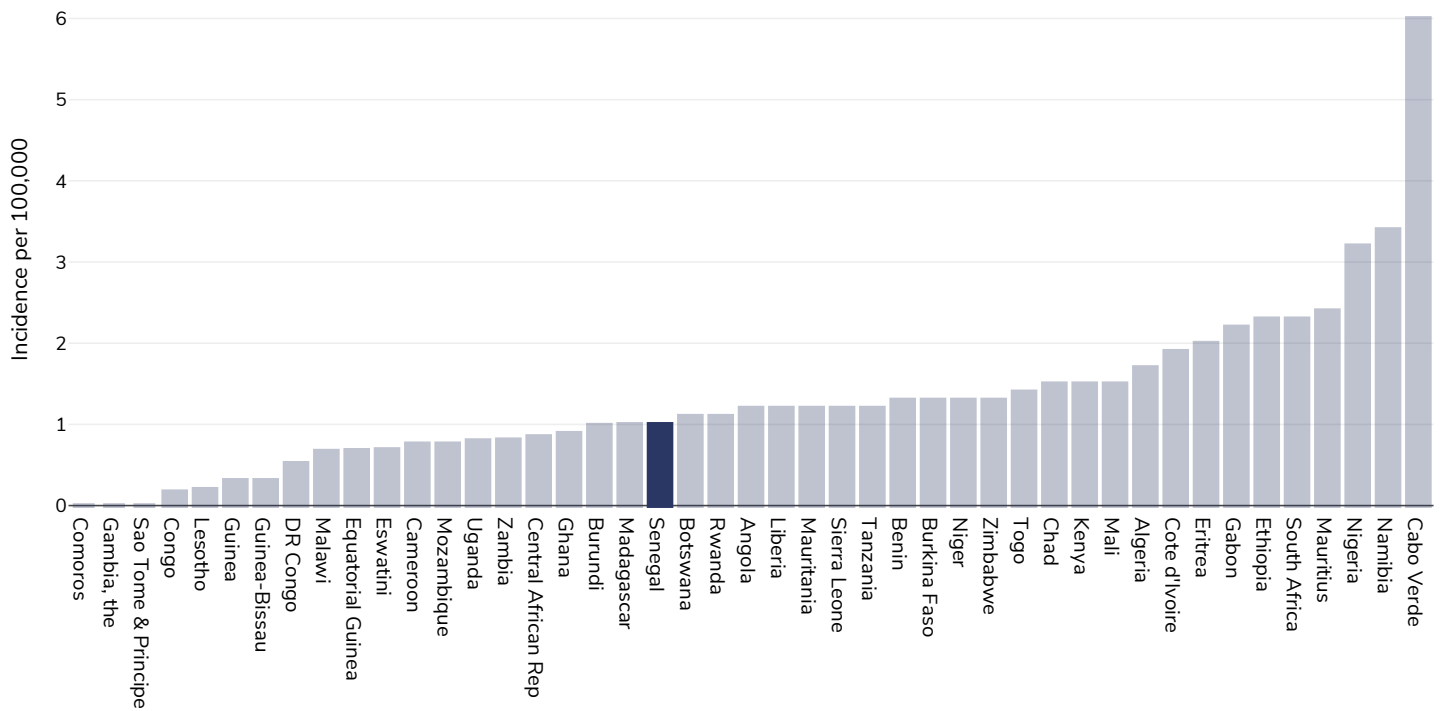
Area covered: National

References: Ferlay J, Ervik M, Lam F, Colombet M, Mery L, Piñeros M, Znaor A, Soerjomataram I, Bray F (2020). Global Cancer Observatory: Cancer Today. Lyon, France: International Agency for Research on Cancer. Available from: <https://gco.iarc.fr/today>, accessed 10.01.2309

Definitions: Age-standardized incidence rates per 100 000



## Women, 2020



Age: 20+

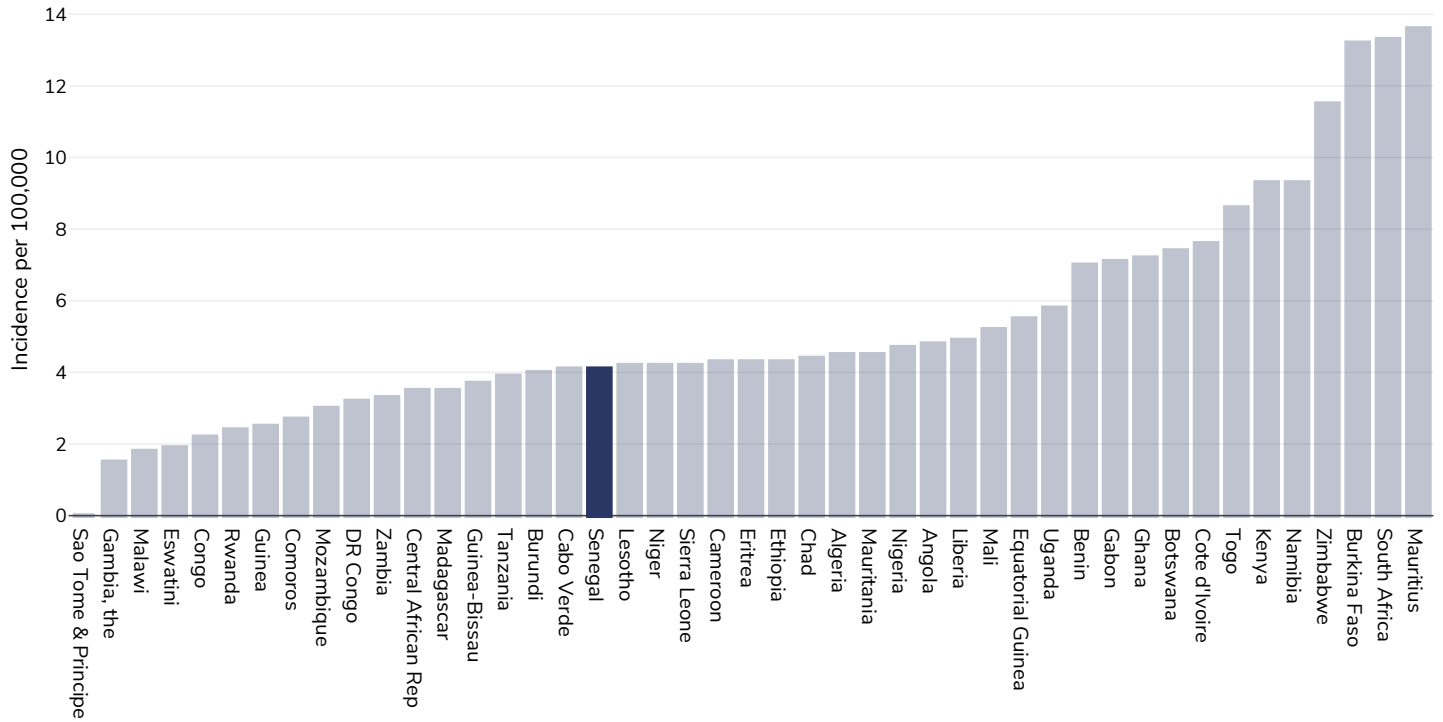
Area covered: National

References: Ferlay J, Ervik M, Lam F, Colombet M, Mery L, Piñeros M, Znaor A, Soerjomataram I, Bray F (2020). Global Cancer Observatory: Cancer Today. Lyon, France: International Agency for Research on Cancer. Available from: <https://gco.iarc.fr/today>, accessed 10.01.2309

Definitions: Age-standardized incidence rates per 100 000

## Cancer of the uterus

### Women, 2020



Age: 20+

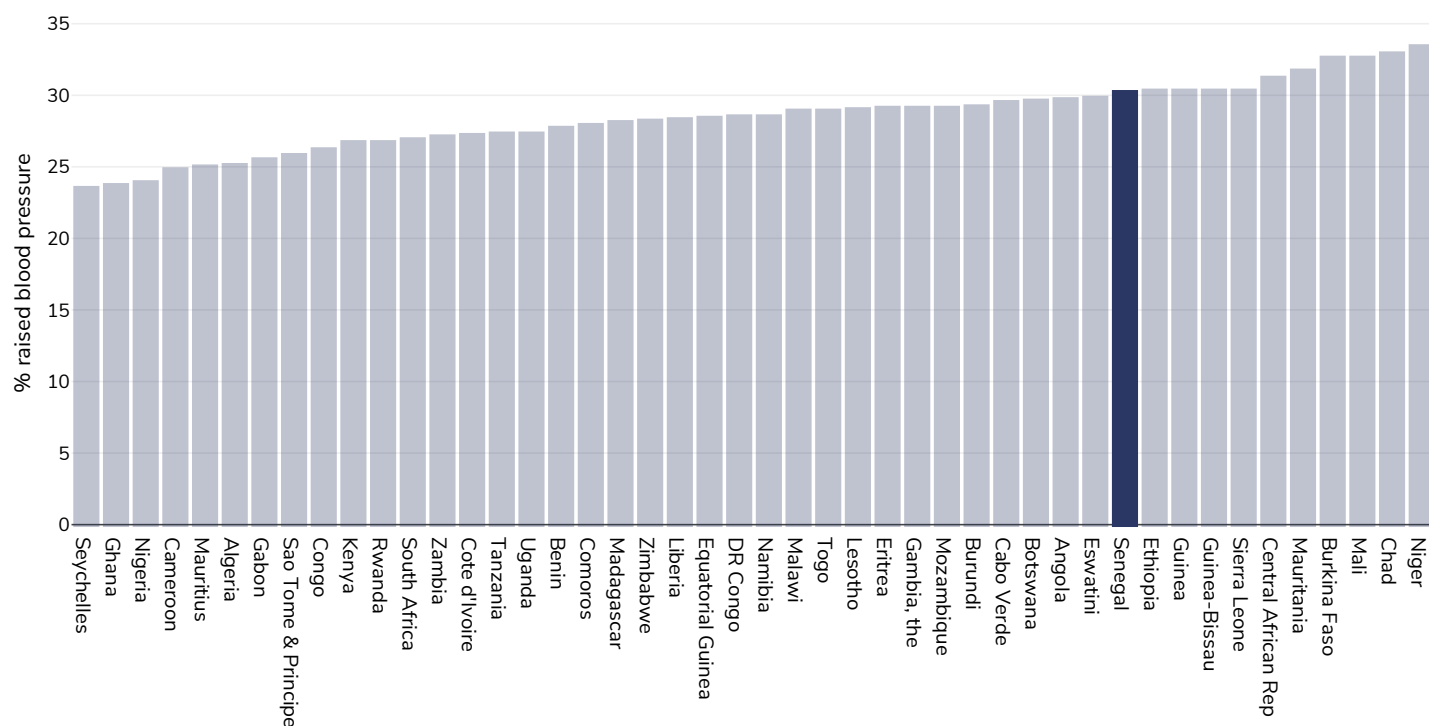
Area covered: National

References: Ferlay J, Ervik M, Lam F, Colombet M, Mery L, Piñeros M, Znaor A, Soerjomataram I, Bray F (2020). Global Cancer Observatory: Cancer Today. Lyon, France: International Agency for Research on Cancer. Available from: <https://gco.iarc.fr/today>, accessed 10.01.2309

Definitions: Age-standardized incidence rates per 100 000

## Raised blood pressure

### Adults, 2015



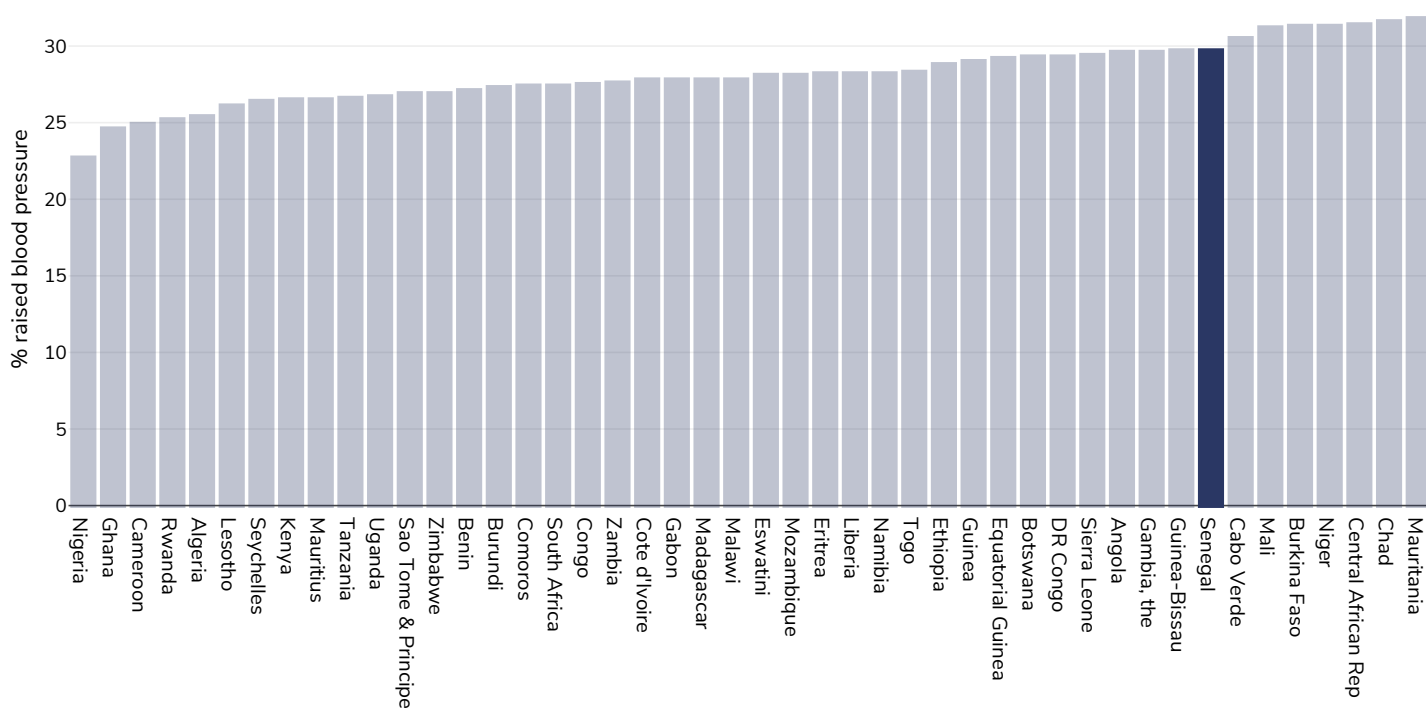
References:

Global Health Observatory data repository, World Health Organisation,  
<http://apps.who.int/gho/data/node.main.A875?lang=en>

Definitions:

Age Standardised estimated % Raised blood pressure 2015 (SBP $\geq$ 140 OR DBP $\geq$ 90).

## Men, 2015



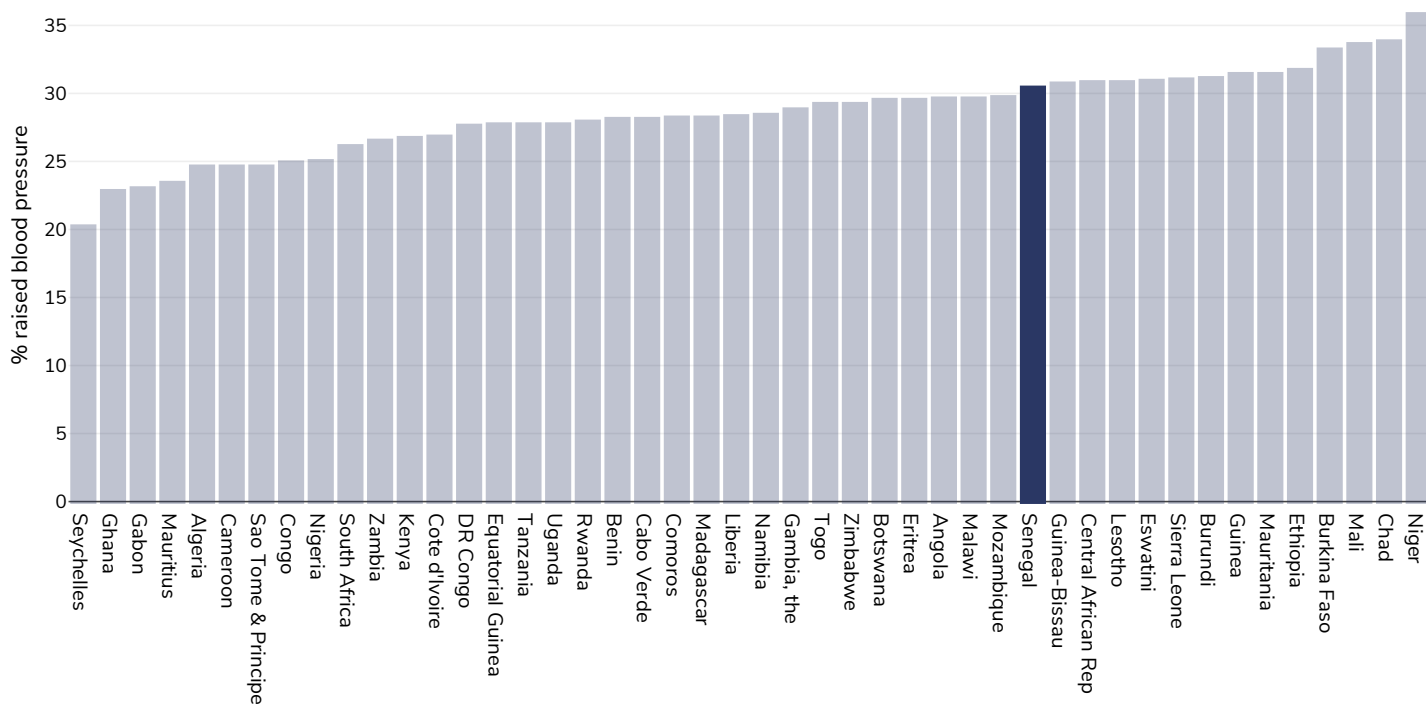
References:

Global Health Observatory data repository, World Health Organisation,  
<http://apps.who.int/gho/data/node.main.A875?lang=en>

Definitions:

Age Standardised estimated % Raised blood pressure 2015 (SBP>=140 OR DBP>=90).

## Women, 2015



References:

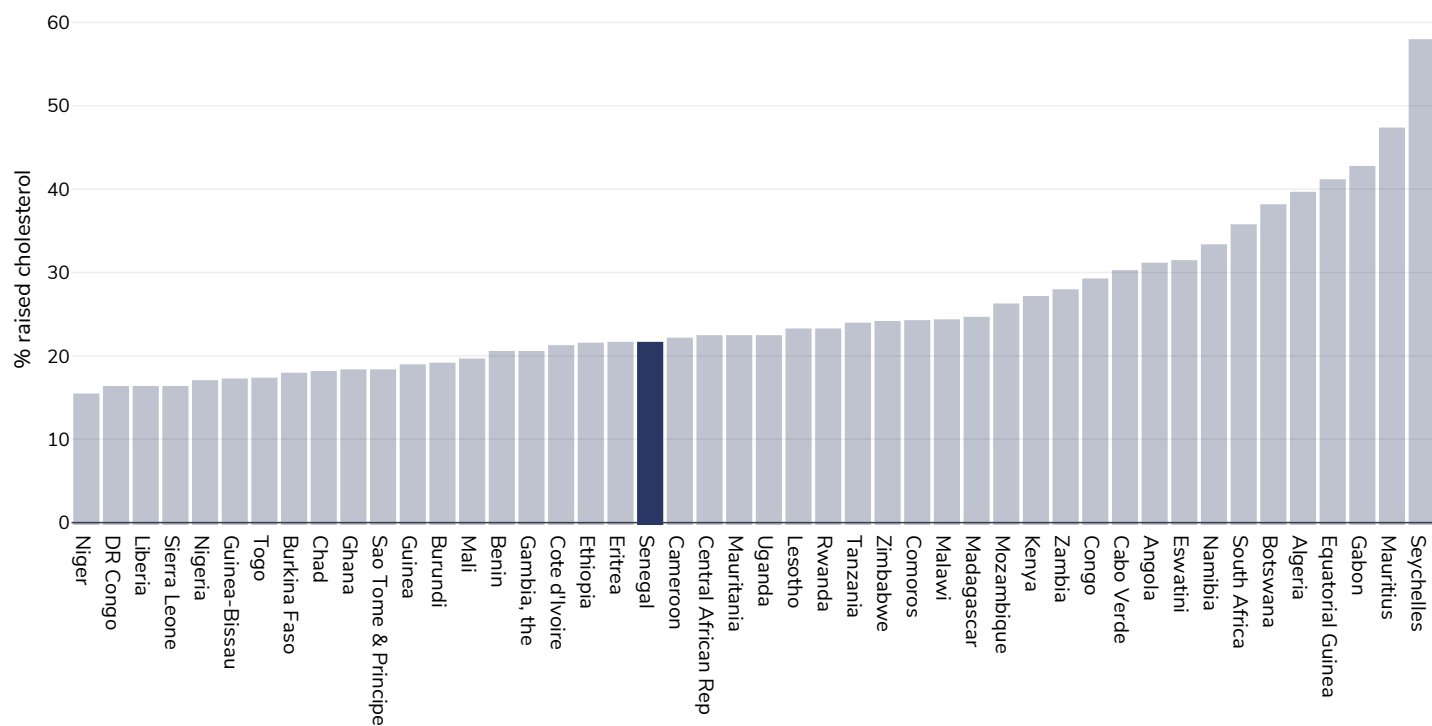
Global Health Observatory data repository, World Health Organisation,  
<http://apps.who.int/gho/data/node.main.A875?lang=en>

Definitions:

Age Standardised estimated % Raised blood pressure 2015 (SBP>=140 OR DBP>=90).

## Raised cholesterol

### Adults, 2008



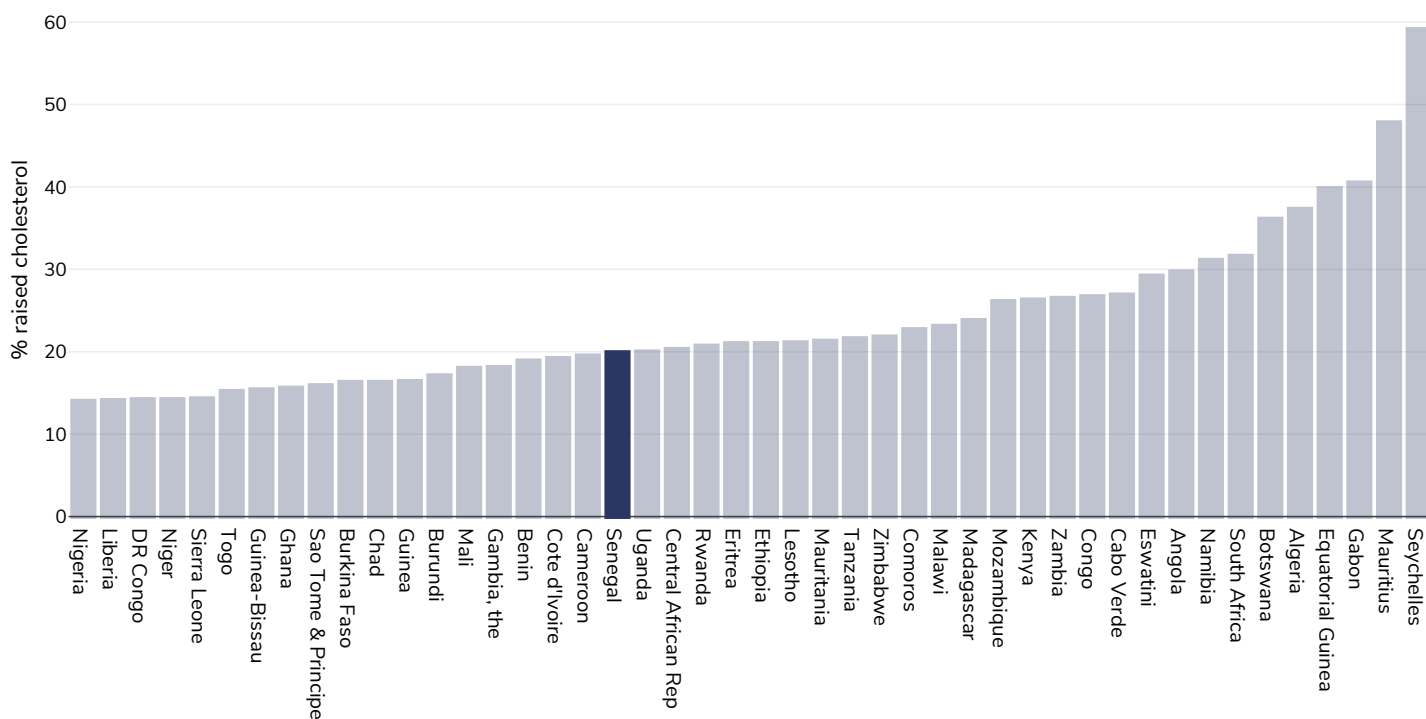
References:

Global Health Observatory data repository, World Health Organisation,  
<http://apps.who.int/gho/data/node.main.A885>

Definitions:

% Raised total cholesterol ( $\geq 5.0$  mmol/L) (age-standardized estimate).

## Men, 2008



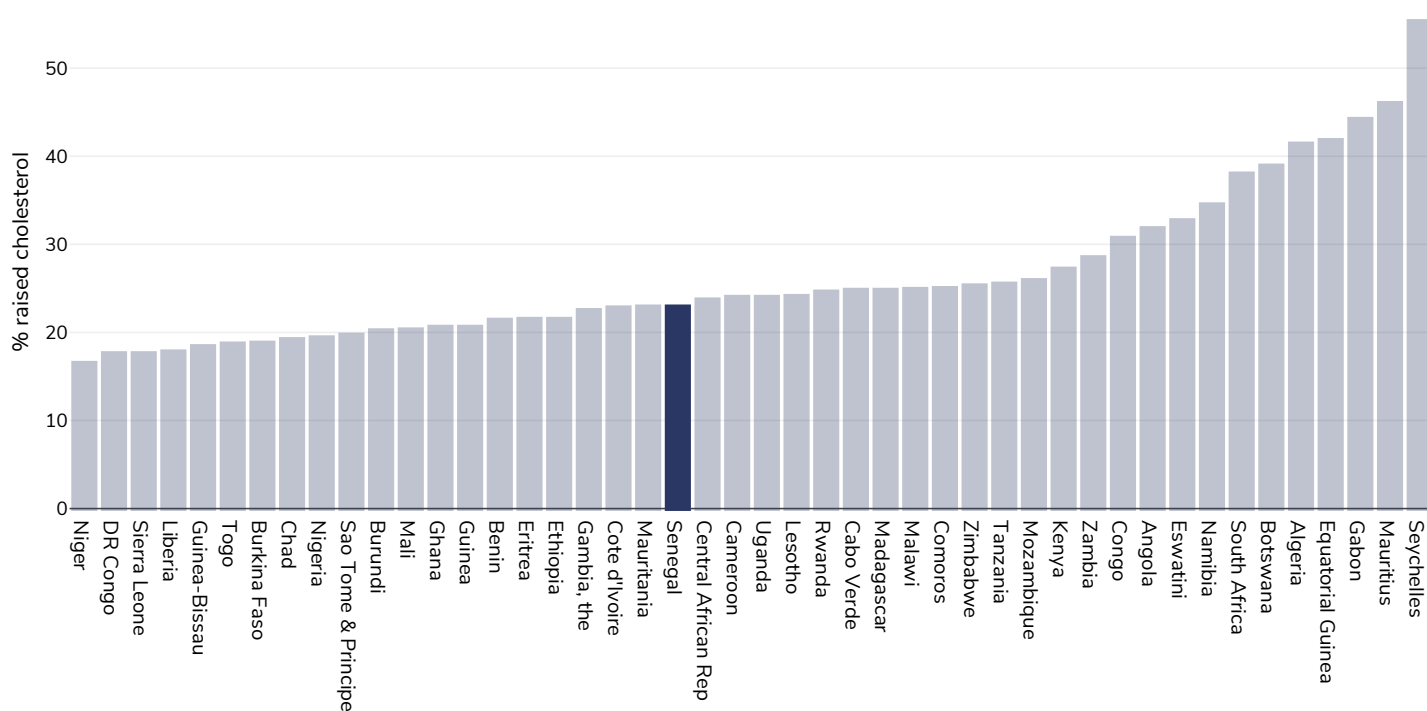
References:

Global Health Observatory data repository, World Health Organisation,  
<http://apps.who.int/gho/data/node.main.A885>

Definitions:

% Raised total cholesterol ( $\geq 5.0$  mmol/L) (age-standardized estimate).

## Women, 2008



References:

Global Health Observatory data repository, World Health Organisation,  
<http://apps.who.int/gho/data/node.main.A885>

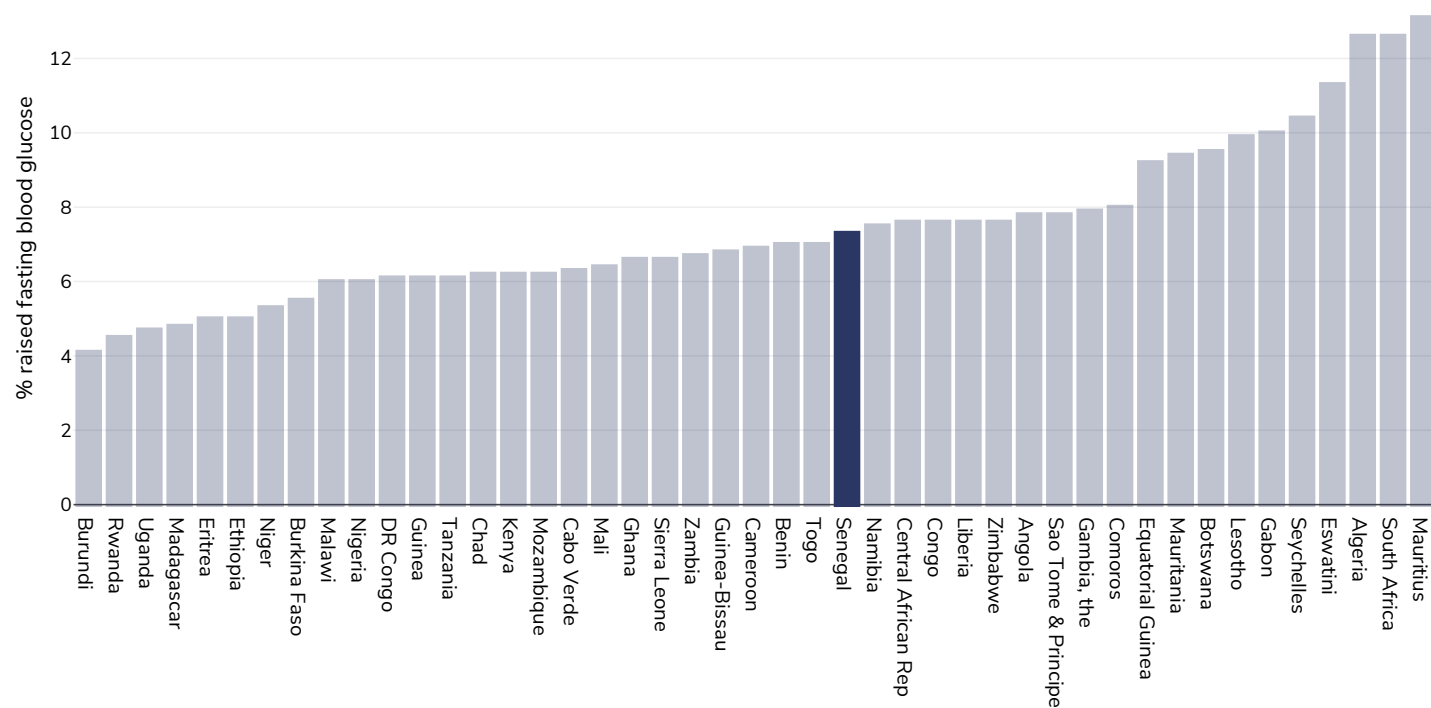
Definitions:

% Raised total cholesterol ( $\geq 5.0$  mmol/L) (age-standardized estimate).



## Raised fasting blood glucose

Men, 2014



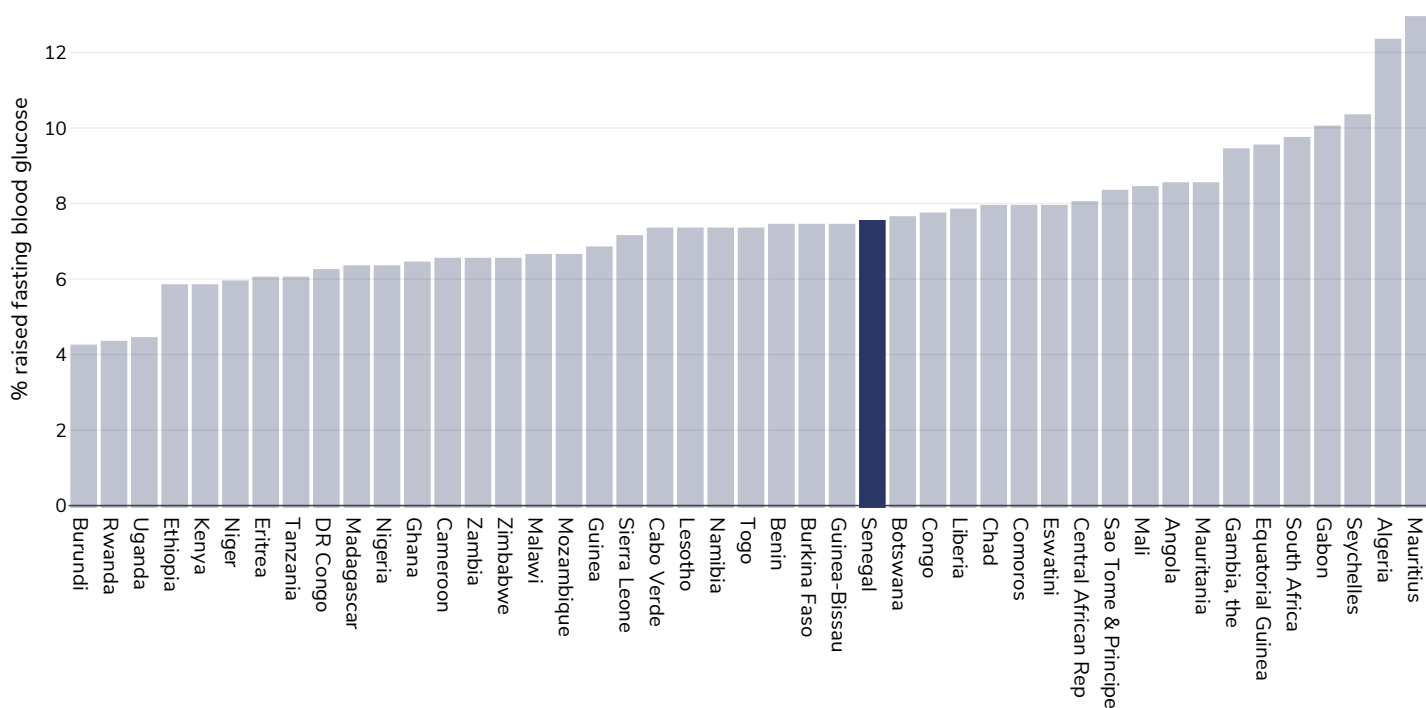
References:

Global Health Observatory data repository, World Health Organisation,  
<http://apps.who.int/gho/data/node.main.A869?lang=en>

Definitions:

Age Standardised % raised fasting blood glucose ( $\geq 7.0$  mmol/L or on medication).

## Women, 2014



References:

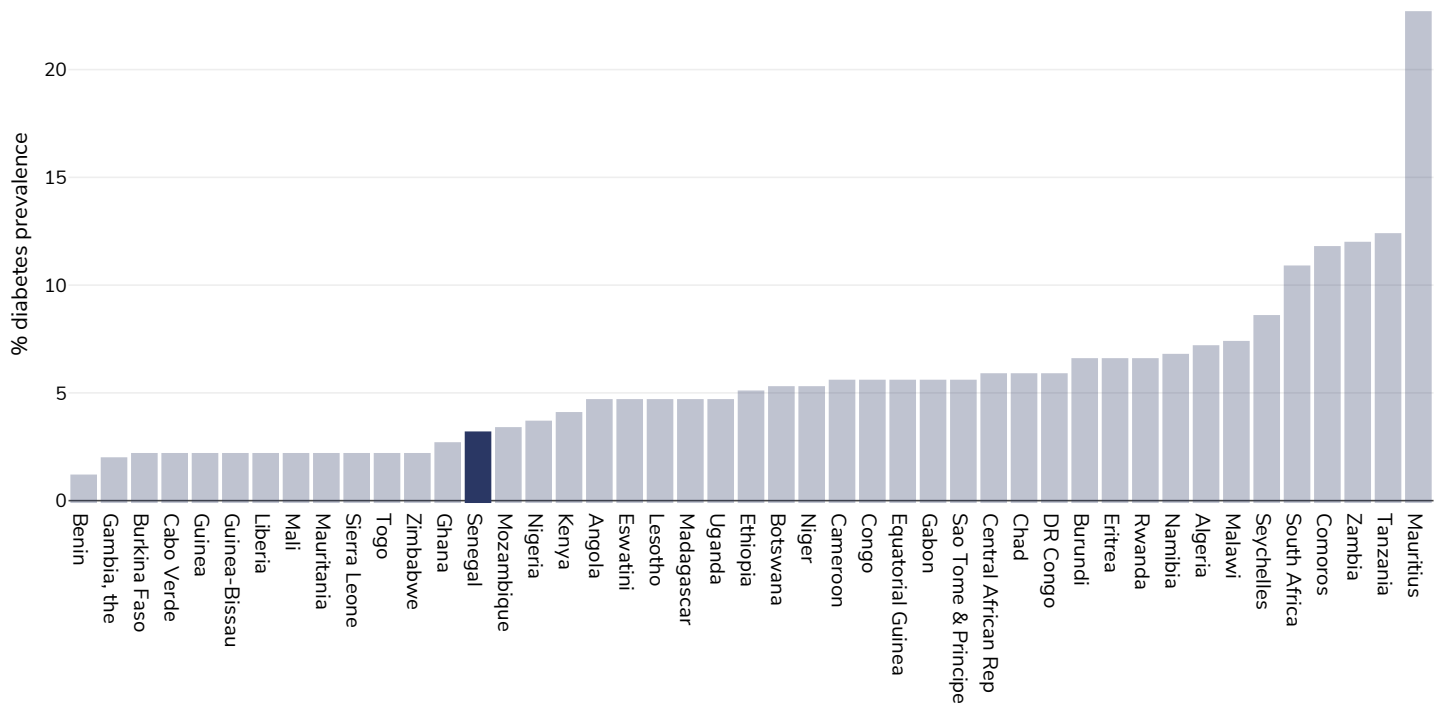
Global Health Observatory data repository, World Health Organisation,  
<http://apps.who.int/gho/data/node.main.A869?lang=en>

Definitions:

Age Standardised % raised fasting blood glucose ( $\geq 7.0$  mmol/L or on medication).

## Diabetes prevalence

### Adults, 2021



Age: 20-79

Area covered: National

References: Reproduced with kind permission International Diabetes Federation. IDF Diabetes Atlas, 10th edn. Brussels, Belgium:International Diabetes Federation, 2021. <http://www.diabetesatlas.org>

Definitions: Age-adjusted comparative prevalence of diabetes, %

## Contextual factors

**Disclaimer:** These contextual factors should be interpreted with care. Results are updated as regularly as possible and use very specific criteria. The criteria used and full definitions are available for download at the bottom of this page.



### Labelling

|   |   |
|---|---|
| Is there mandatory nutrition labelling? | ✓ |
| Front-of-package labelling?             | ? |
| Back-of-pack nutrition declaration?     | ? |
| Color coding?                           | ✗ |
| Warning label?                          | ✗ |



## Regulation and marketing

|   |          |
|---|----------|
| <b>Are there fiscal policies on unhealthy products?</b>   | <b>X</b> |
| Tax on unhealthy foods?   | X        |
| Tax on unhealthy drinks?  | X        |
| <b>Are there fiscal policies on healthy products?</b>   | <b>X</b> |
| Subsidy on fruits?  | X        |
| Subsidy on vegetables?  | X        |
| Subsidy on other healthy products?  | X        |
| <b>Mandatory limit or ban of trans fat (all settings)?</b>  | <b>X</b> |
| Mandatory limit of trans fats in place (all settings)?  | X        |
| Ban on trans-fats or phos in place (all settings)?  | X        |
| <b>Are there any mandatory policies/marketing restrictions on the promotion of unhealthy food/drinks to children?</b> | <b>X</b> |
| Mandatory restriction on broadcast media?   | X        |
| Mandatory restriction on non-broadcast media?   | X        |
| Voluntary policies/marketing restrictions on the promotion of unhealthy food/drinks to children?                      | X        |
| <b>Are there mandatory standards for food in schools?</b>   | <b>X</b> |
| <b>Are there any mandatory nutrient limits in any manufactured food products?</b>                                     | <b>X</b> |
| <b>Nutrition standards for public sector procurement?</b>   | <b>X</b> |



## Political will and support

|   |   |
|---|---|
| National obesity strategy or nutrition and physical activity national strategy? | ✗ |
| National obesity strategy?  | ✗ |
| National childhood obesity strategy?  | ✗ |
| Comprehensive nutrition strategy?   | ✓ |
| Comprehensive physical activity strategy?                                       | ✗ |
| Evidence-based dietary guidelines and/or RDAs?                                  | ✗ |
| National target(s) on reducing obesity?   | ✗ |
| Guidelines/policy on obesity treatment?   | ✗ |
| Promotion of breastfeeding?   | ✓ |



## Monitoring and surveillance

|  |   |
|--|---|
| Monitoring of the prevalence and incidence for the main obesity-related NCDs and risk factors? | ✓ |
| Within 5 years?  | ✓ |



## Governance and resource

|   |   |
|---|---|
| Multi-sectoral national co-ordination mechanism for obesity or nutrition (including obesity)? | ✓ |
|---|---|

### Key

Present
 Present (voluntary)
 Incoming
 Absent
 Unknown

Last updated September 13, 2022

PDF created on May 18, 2024