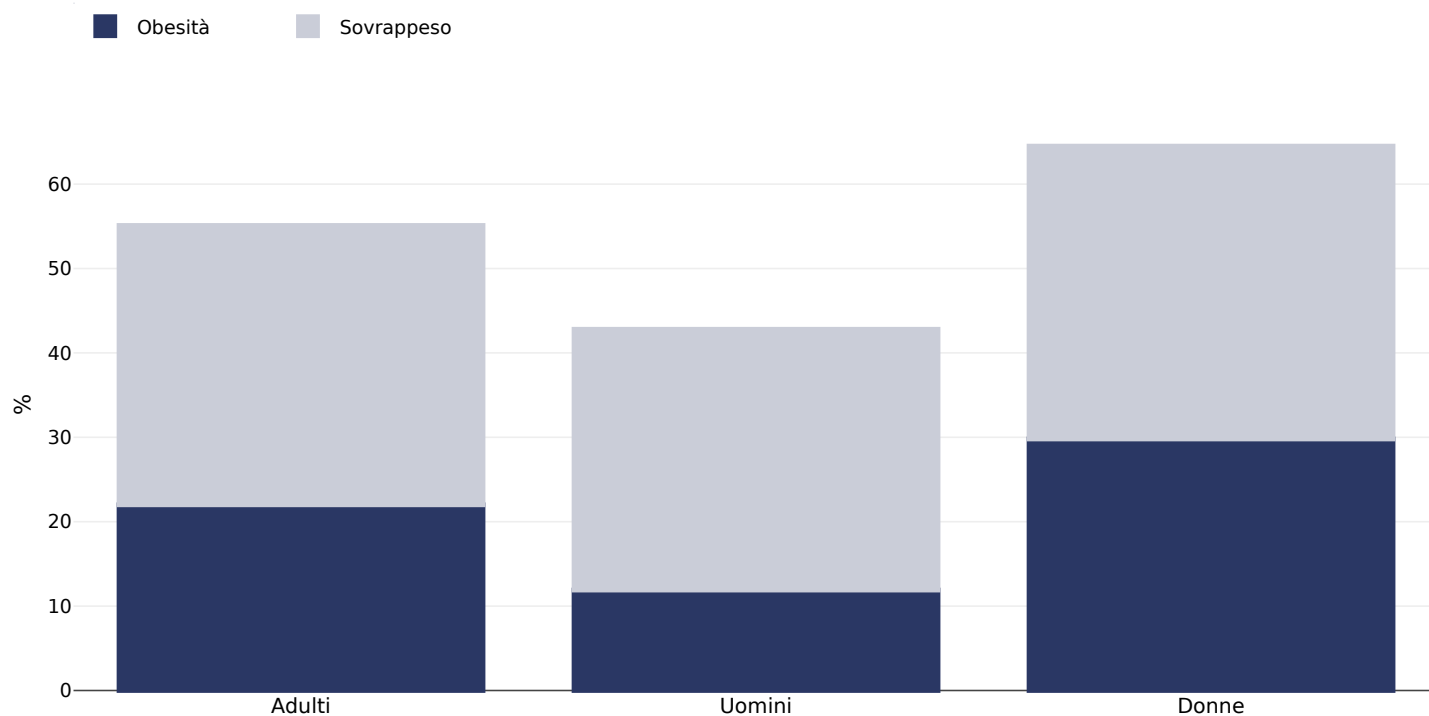


# Report card Nicaragua



## Prevalenza dell'obesità

### Adulti, 2007-2009




Tipo di sondaggio:	Misurato
Età:	20-60
Dimensioni del campione:	1355
Area coperta:	Regionale

Riferimenti: Laux T.S, Bert P.J, González M, Unruh M, Aragon A, and Lacourt CT. Prevalence of obesity, tobacco use, and alcohol consumption by socioeconomic status among six communities in Nicaragua. Rev Panam Salud Publica. 2012;32(3): 217-225.

Salvo diversa indicazione, il sovrappeso si riferisce a un BMI compreso tra 25 kg e 29,9 kg/m<sup>2</sup>, l'obesità si riferisce a un BMI superiore a 30 kg/m<sup>2</sup>.

## Ragazze, 2001

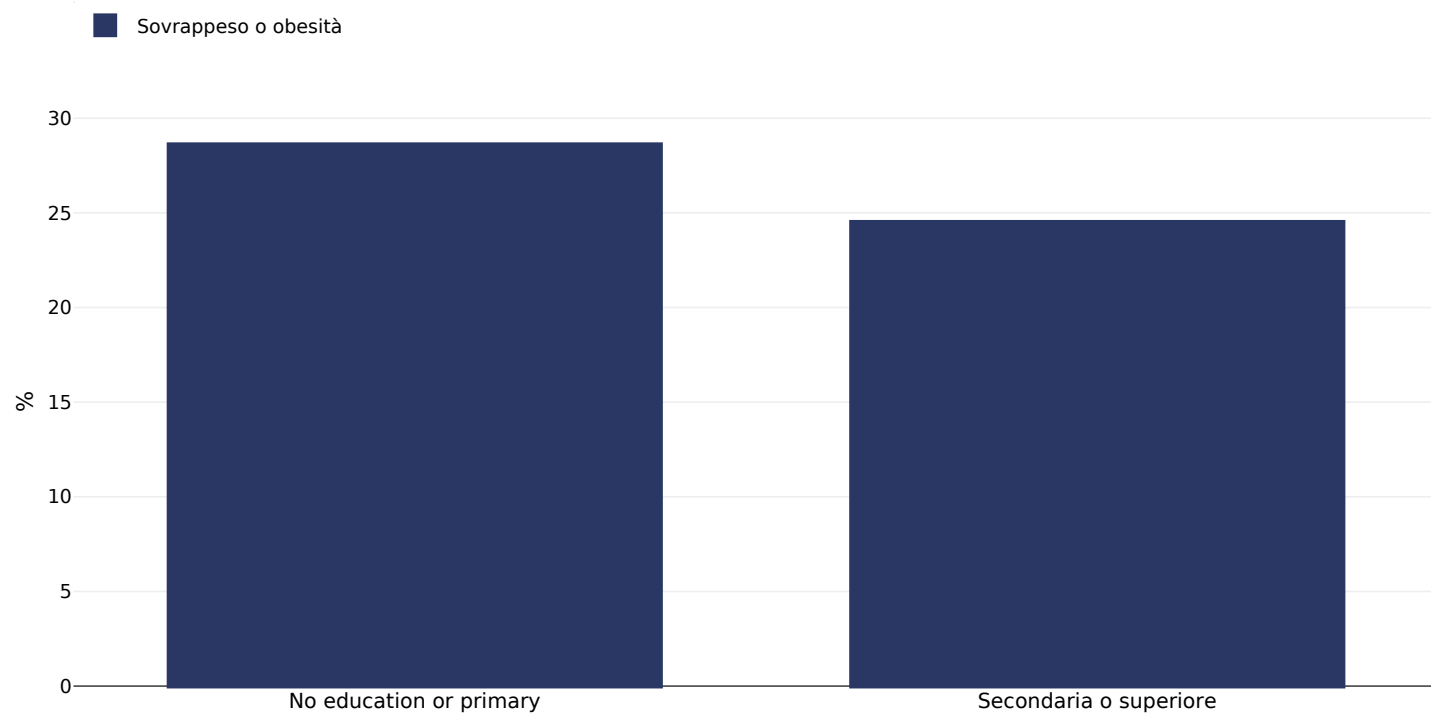
■ Sovrappeso o obesità



Tipo di sondaggio:	Misurato
Età:	15-19
Dimensioni del campione:	2348
Area coperta:	Nazionale
Riferimenti:	Benedict, Rukundo K., Allison Schmale, and Sorrel Namaste. 2018. Adolescent Nutrition 2000-2017: DHS Data on Adolescents Age 15-19. DHS Comparative Report No. 47. Rockville, Maryland, USA: ICF. Encussta Nicaragüense de Demografía y Salud 2001. Instituto Nacional de Estadísticas y Censos (INEC), Ministerio de Salud (MINSa). Marco International Inc. Calverton, Maryland USA
Definizioni (disponibile solo in inglese):	BMI for age: between +1 SD and +2 SD is overweight and greater than +2 SD is obesity
Cutoffs:	WHO 2007

## Sovrappeso/obesità per istruzione

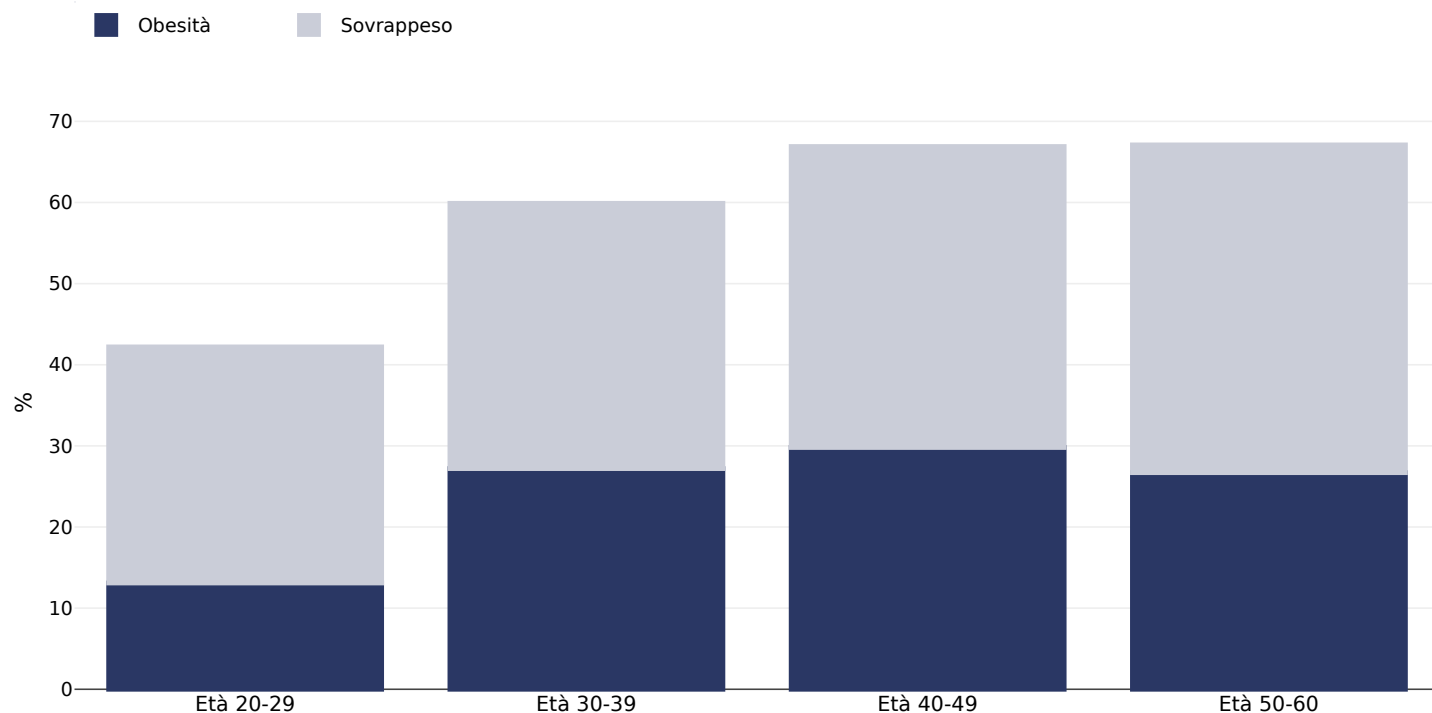
### Ragazze, 2001



Tipo di sondaggio:	Misurato
Età:	15-19
Dimensioni del campione:	2348
Area coperta:	Nazionale
Riferimenti:	Benedict, Rukundo K., Allison Schmale, and Sorrel Namaste. 2018. Adolescent Nutrition 2000-2017: DHS Data on Adolescents Age 15-19. DHS Comparative Report No. 47. Rockville, Maryland, USA: ICF. Encuesta Nicaragüense de Demografía y Salud 2001. Instituto Nacional de Estadísticas y Censos (INEC), Ministerio de Salud (MINSAL). Marco International Inc. Calverton, Maryland USA
Definizioni (disponibile solo in inglese):	BMI for age: between +1 SD and +2 SD is overweight and greater than +2 SD is obesity
Cutoffs:	WHO 2007

## Sovrappeso/obesità per età

### Adulti, 2007-2009



Tipo di sondaggio: Misurato

Dimensioni del campione: 1355

Area coperta: Subnazionale

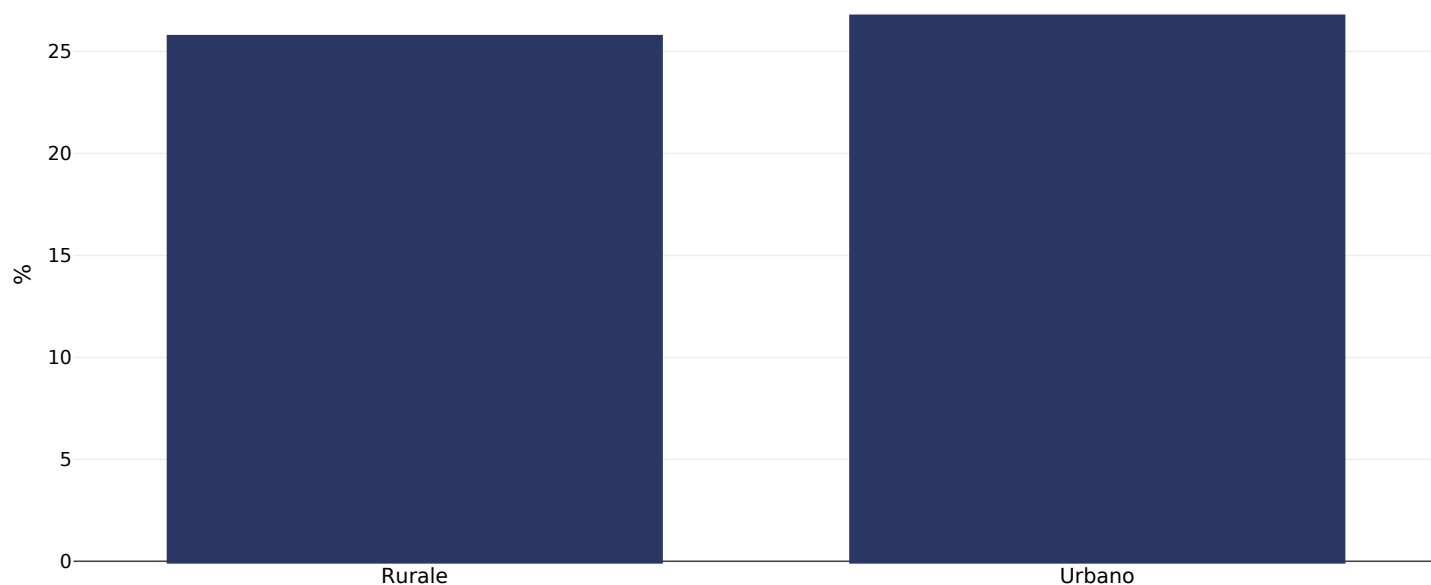
Riferimenti: Laux T.S, Bert P.J, González M, Unruh M, Aragon A, and Lacourt CT. Prevalence of obesity, tobacco use, and alcohol consumption by socioeconomic status among six communities in Nicaragua. Rev Panam Salud Publica. 2012;32(3): 217-225.

Salvo diversa indicazione, il sovrappeso si riferisce a un BMI compreso tra 25 kg e 29,9 kg/m<sup>2</sup>, l'obesità si riferisce a un BMI superiore a 30 kg/m<sup>2</sup>.

## Sovrappeso/obesità per regione

### Ragazze, 2001

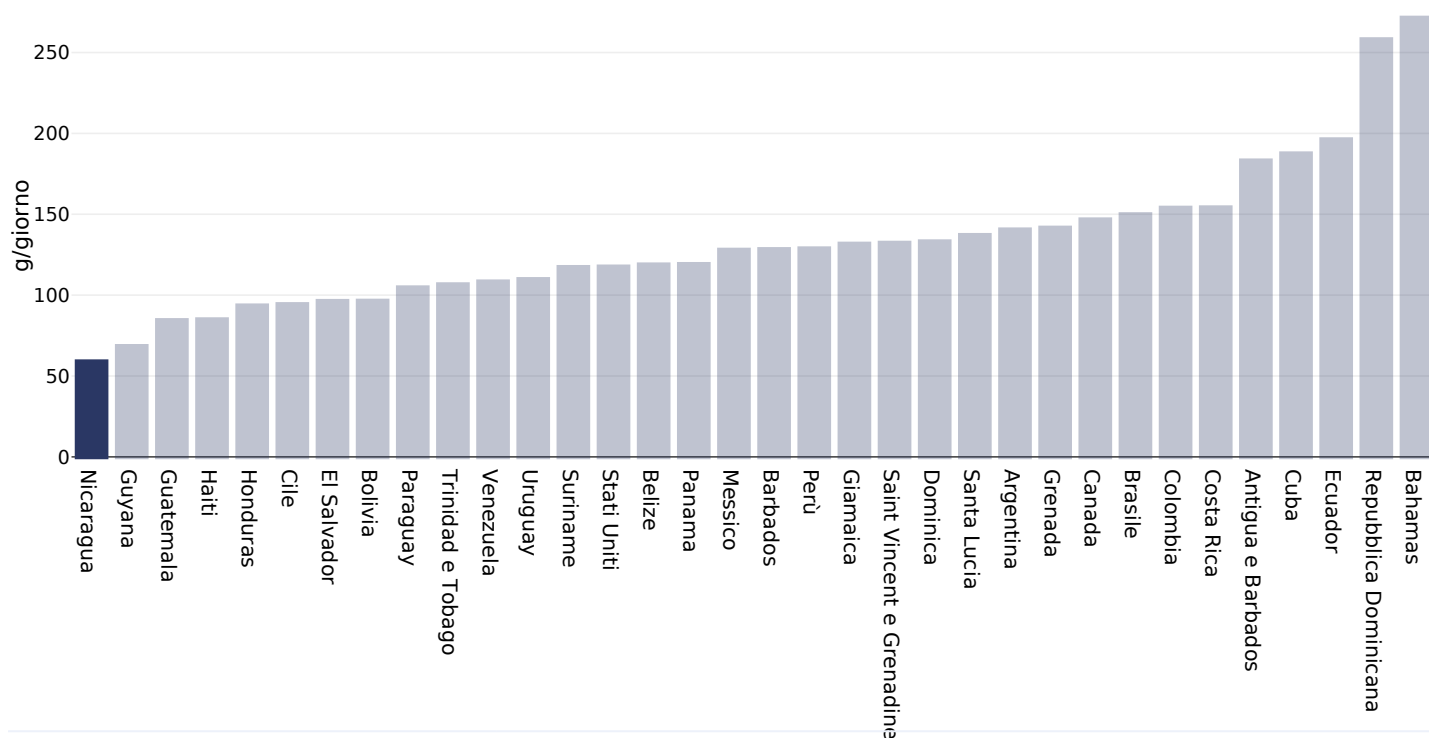
■ Sovrappeso o obesità



Tipo di sondaggio:	Misurato
Età:	15-19
Dimensioni del campione:	2348
Area coperta:	Nazionale
Riferimenti:	Benedict, Rukundo K., Allison Schmale, and Sorrel Namaste. 2018. Adolescent Nutrition 2000-2017: DHS Data on Adolescents Age 15-19. DHS Comparative Report No. 47. Rockville, Maryland, USA: ICF. Encuesta Nicaragüense de Demografía y Salud 2001. Instituto Nacional de Estadísticas y Censos (INEC), Ministerio de Salud (MINSa). Marco International Inc. Calverton, Maryland USA
Definizioni (disponibile solo in inglese):	BMI for age: between +1 SD and +2 SD is overweight and greater than +2 SD is obesity
Cutoffs:	WHO 2007

## Estimated per capita fruit intake

### Adulti, 2017



Tipo di sondaggio:

Misurato

Età:

25+

Riferimenti:

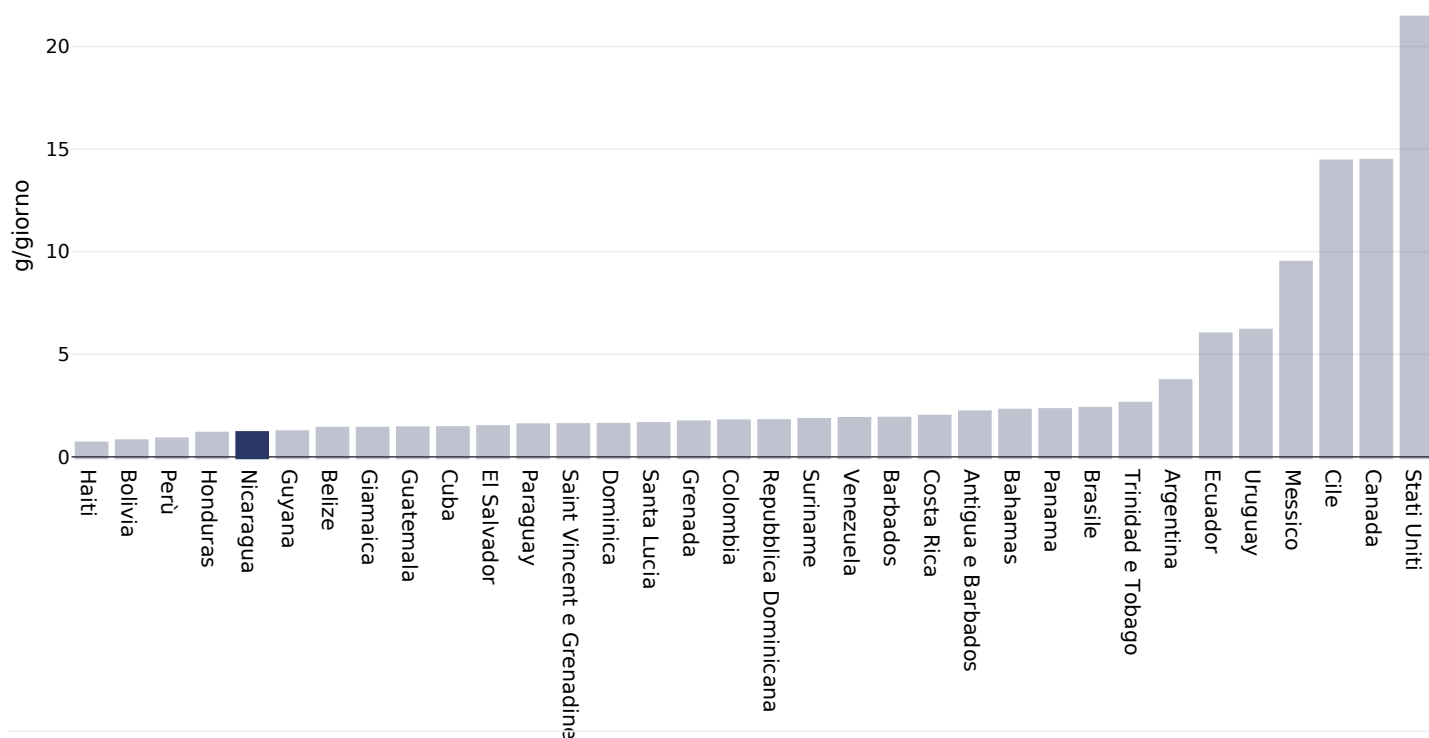
Global Burden of Disease, the Institute for Health Metrics and Evaluation <http://ghdx.healthdata.org/>

Definizioni (disponibile solo in inglese):

Estimated per-capita fruit intake (g/day)

## Assunzione stimata pro capite di carni lavorate

### Adulti, 2017



Tipo di sondaggio:

Misurato

Età:

25+

Riferimenti:

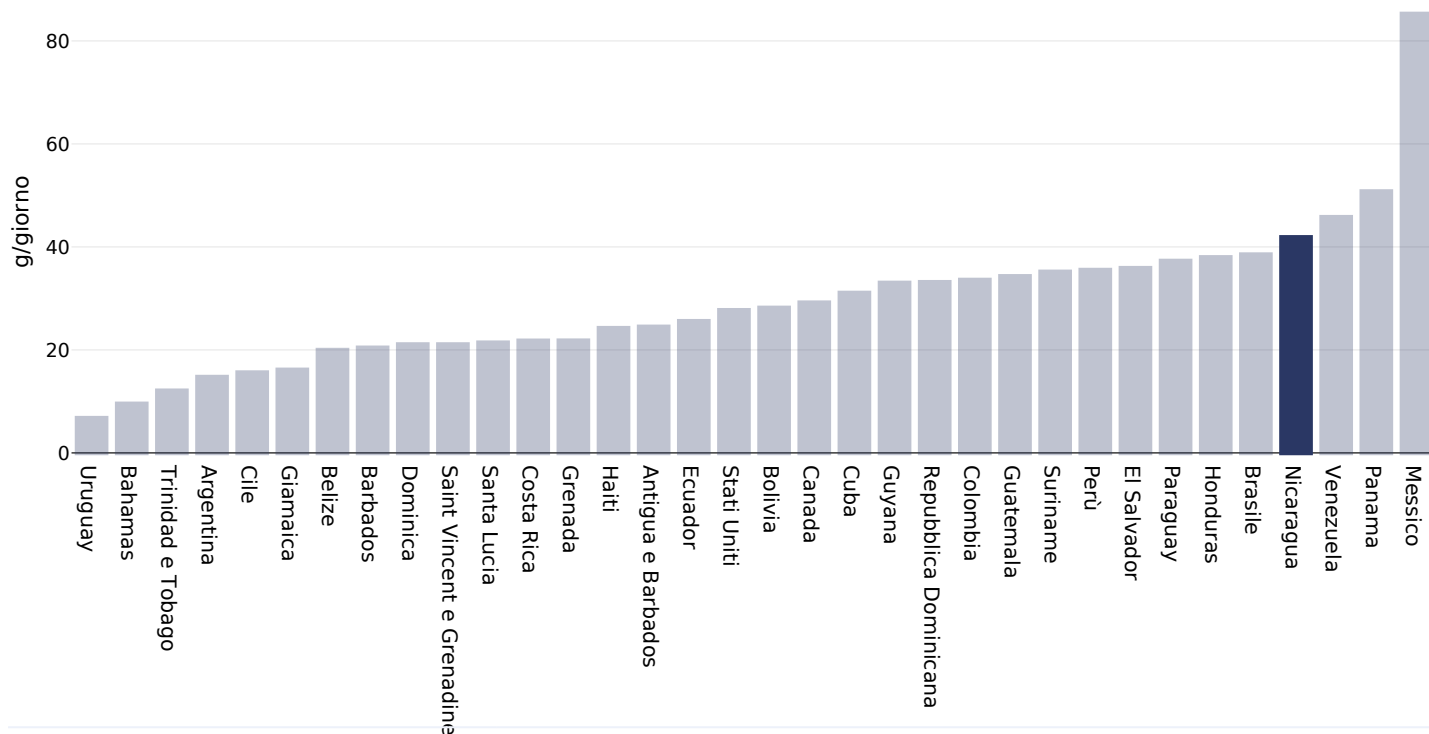
Global Burden of Disease, the Institute for Health Metrics and Evaluation <http://ghdx.healthdata.org/>

Definizioni (disponibile solo in inglese):

Estimated per-capita processed meat intake (g per day)

## Estimated per capita whole grains intake

Adulti, 2017



Tipo di sondaggio:

Misurato

Età:

25+

Riferimenti:

Global Burden of Disease, the Institute for Health Metrics and Evaluation <http://ghdx.healthdata.org/>

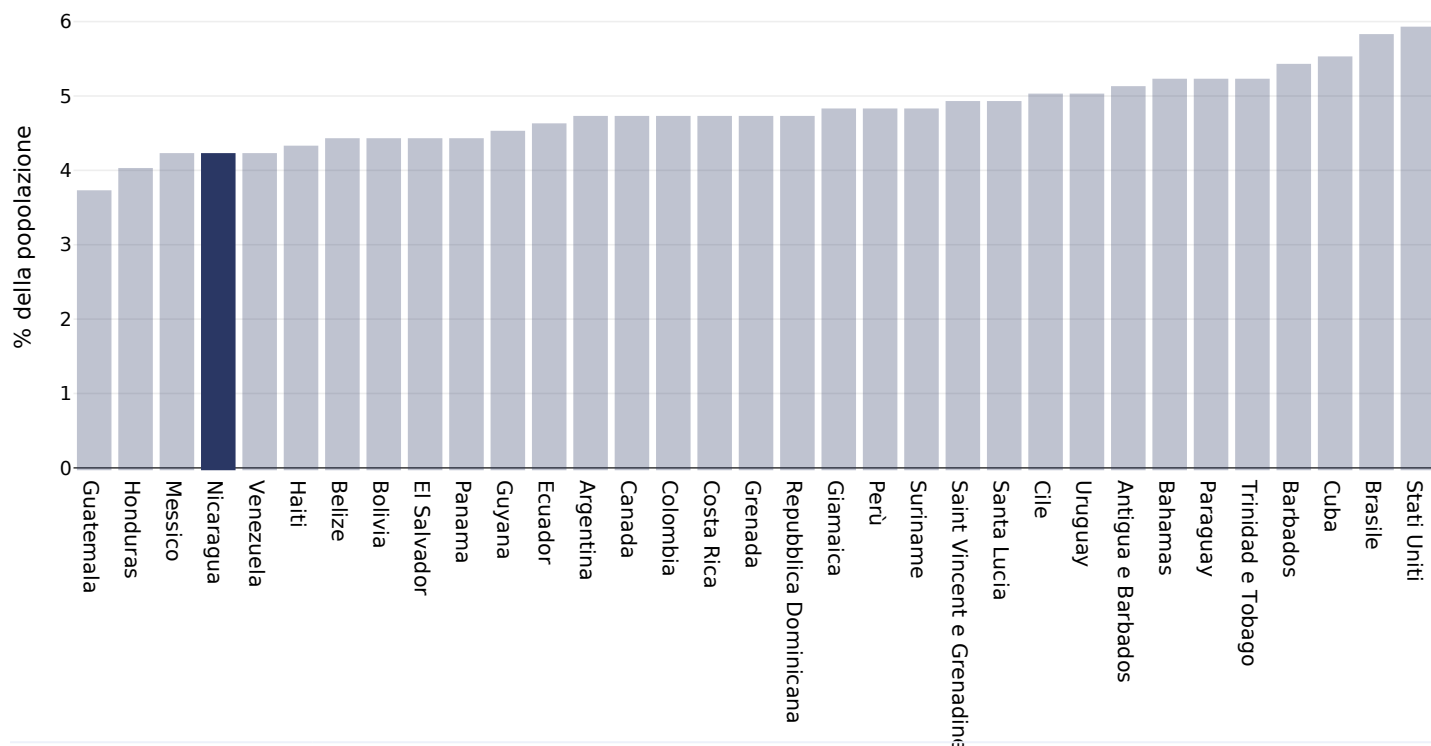
Definizioni (disponibile solo in inglese):

Estimated per-capita whole grains intake (g/day)



## Salute mentale - disturbi depressivi

### Adulti, 2015



Riferimenti:

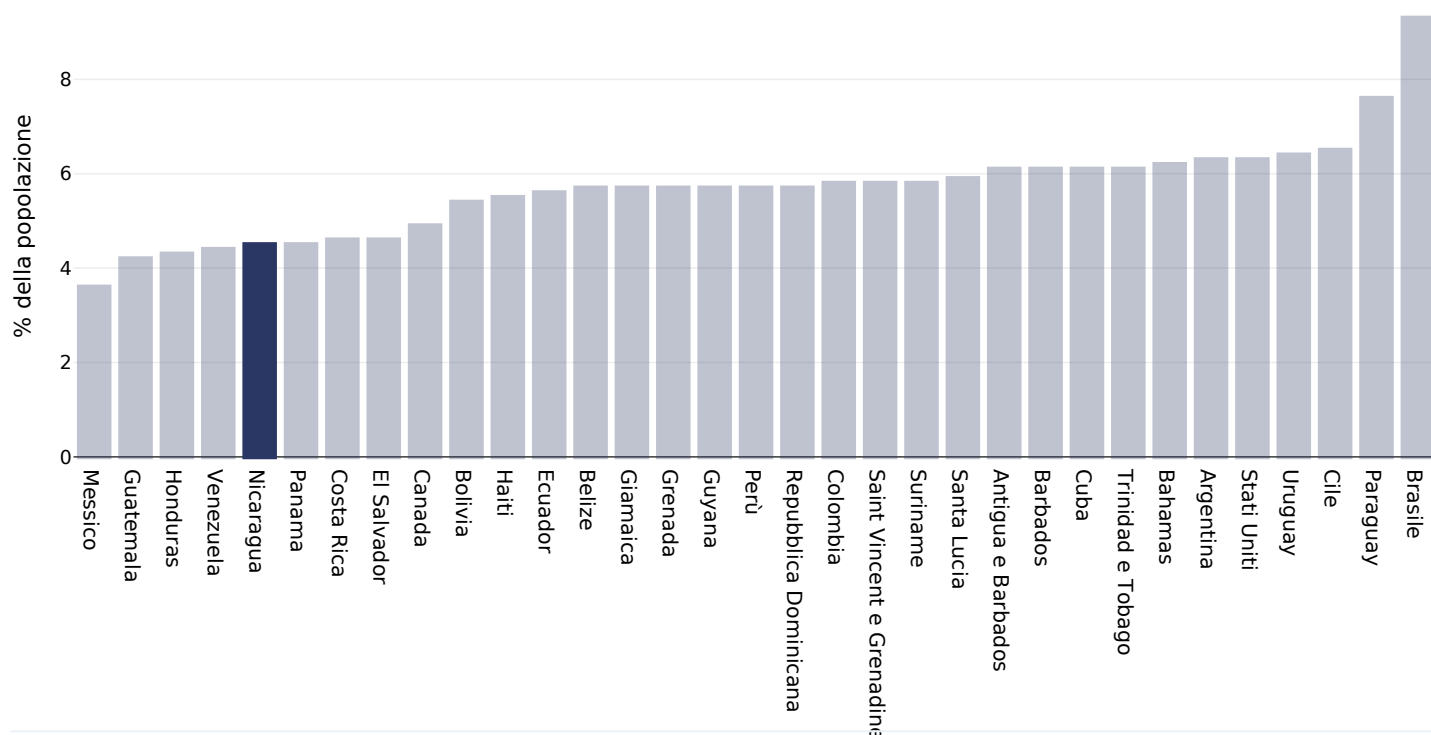
Prevalence data from Global Burden of Disease study 2015 (<http://ghdx.healthdata.org>) published in: Depression and Other Common Mental Disorders: Global Health Estimates. Geneva:World Health Organization; 2017. Licence: CC BY-NC-SA 3.0 IGO.

Definizioni (disponibile solo in inglese):

% of population with depression disorders

## Salute mentale - disturbi d'ansia

### Adulti, 2015



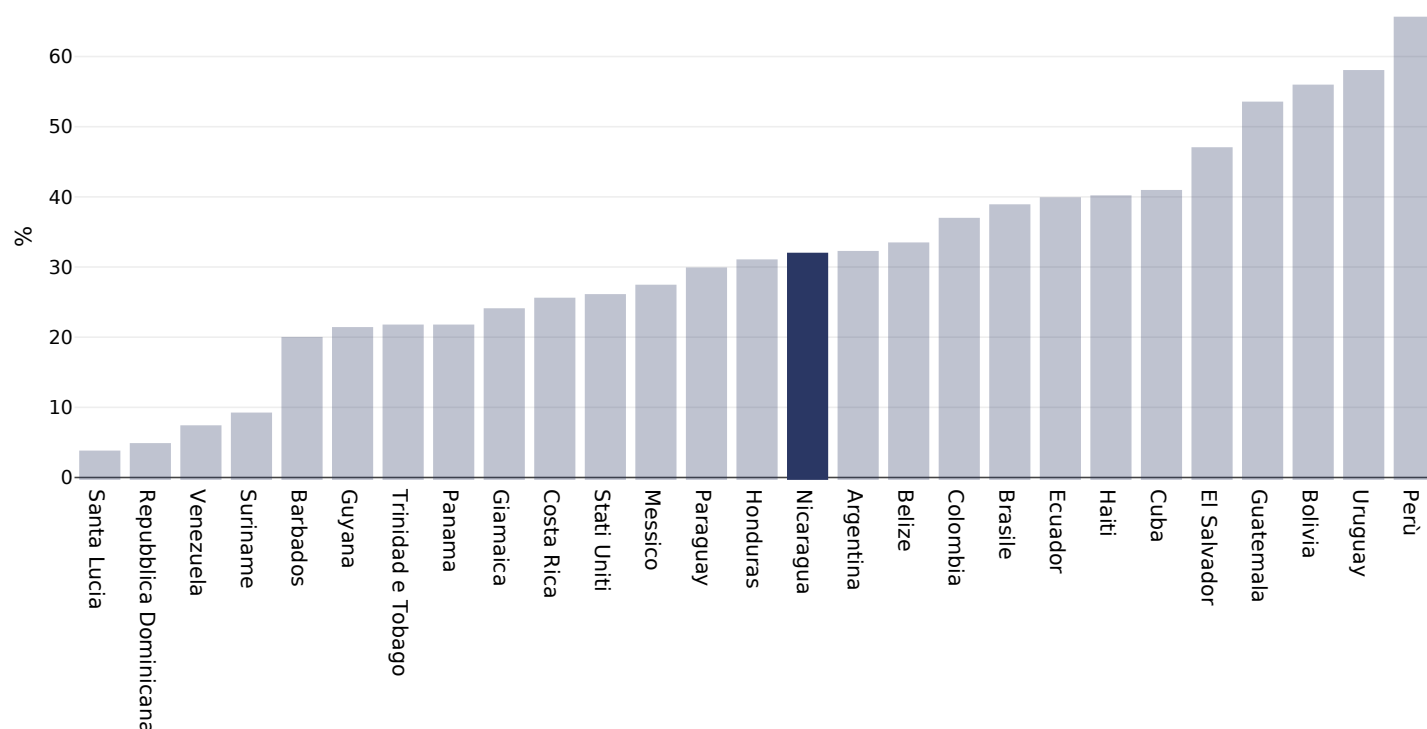
Riferimenti: Prevalence data from Global Burden of Disease study 2015 (<http://ghdx.healthdata.org>) published in: Depression and Other Common Mental Disorders: Global Health Estimates. Geneva:World Health Organization; 2017. Licence: CC BY-NC-SA 3.0 IGO.

Definizioni (disponibile solo in inglese):

% of population with anxiety disorders

## % di neonati da 0-5 mesi allattati esclusivamente al seno

### Bambini, 1998-2019



Area coperta:

Nazionale

Riferimenti:

Encuesta Nicaragüense de Demografía y Salud 2011/12 - Informe Final

Note (disponibile solo in inglese):

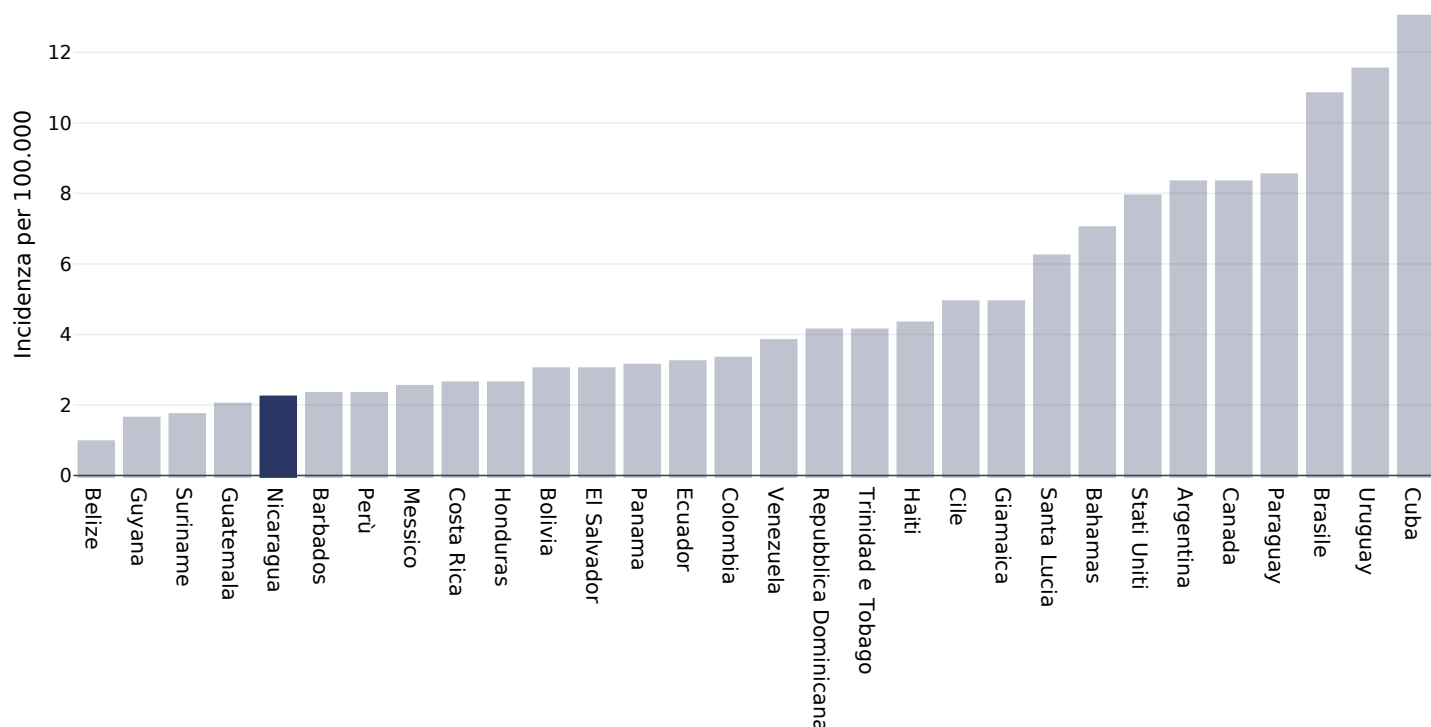
See UNICEF website for further survey information. Available at : <https://data.unicef.org/resources/dataset/infant-young-child-feeding/> (last accessed 28.9.21) Citation: United Nations Children's Fund, Division of Data, Analysis, Planning and Monitoring (2021). Global UNICEF Global Databases: Infant and Young Child Feeding: Exclusive breastfeeding, New York, September 2021.

Definizioni (disponibile solo in inglese):

% exclusively breastfed 0-5 months

## Cancro dell'esofago

### Uomini, 2020



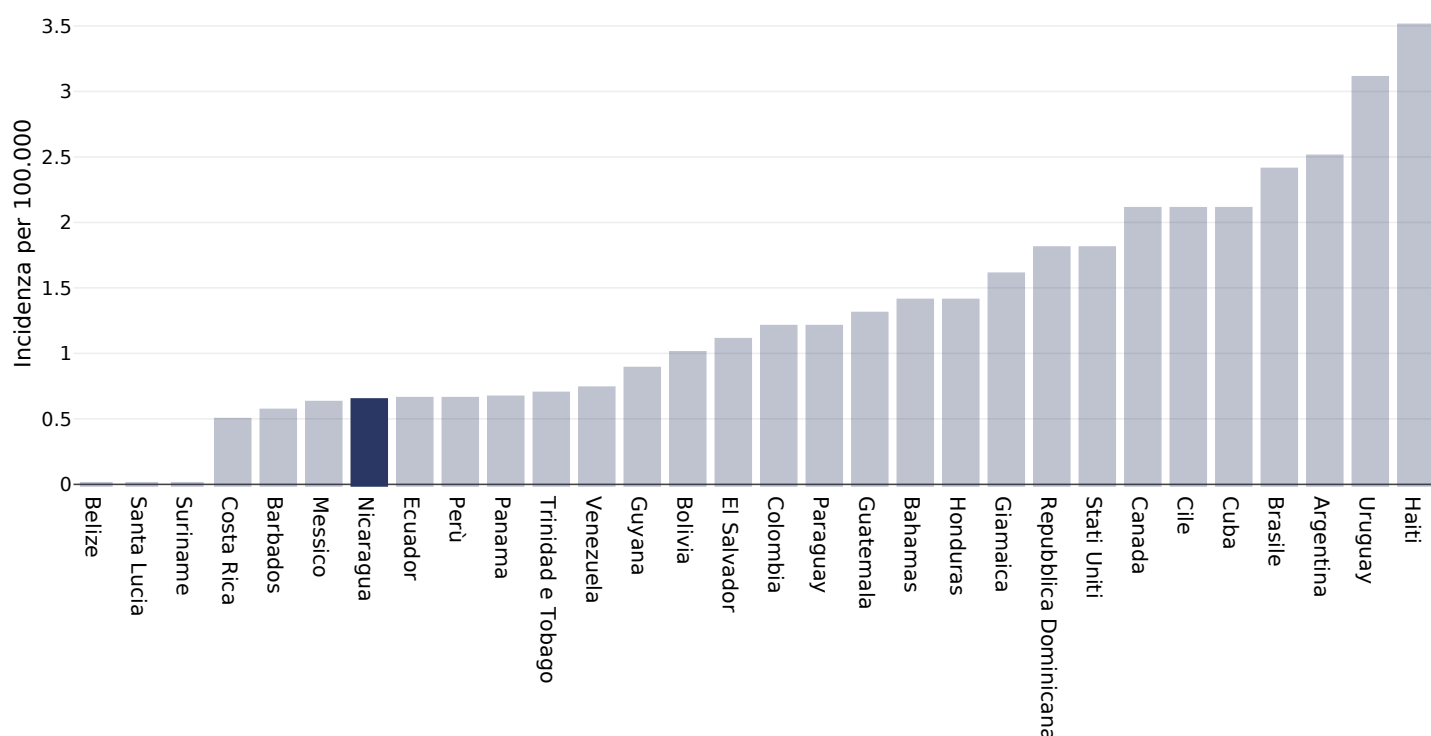
Età: 20+

Area coperta: Nazionale

Riferimenti: Ferlay J, Ervik M, Lam F, Colombet M, Mery L, Piñeros M, Znaor A, Soerjomataram I, Bray F (2020). Global Cancer Observatory: Cancer Today. Lyon, France: International Agency for Research on Cancer. Available from: <https://gco.iarc.fr/today>, accessed 10.01.2261

Definizioni (disponibile solo in inglese): Age-standardized incidence rates per 100 000

## Donne, 2020



Età: 20+

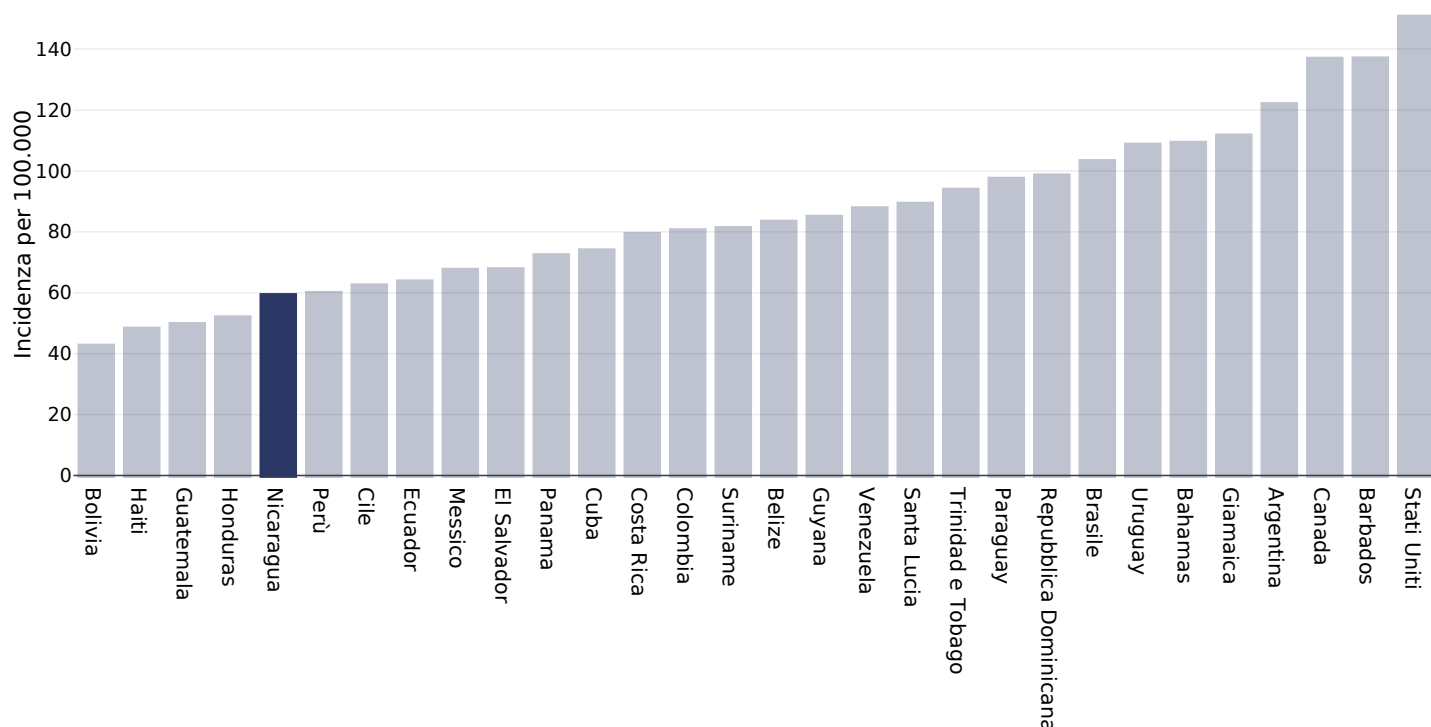
Area coperta: Nazionale

Riferimenti: Ferlay J, Ervik M, Lam F, Colombet M, Mery L, Piñeros M, Znaor A, Soerjomataram I, Bray F (2020). Global Cancer Observatory: Cancer Today. Lyon, France: International Agency for Research on Cancer. Available from: <https://gco.iarc.fr/today>, accessed 10.01.2261

Definizioni (disponibile solo in inglese): Age-standardized incidence rates per 100 000

## Cancro al seno

### Donne, 2020



Età: 20+

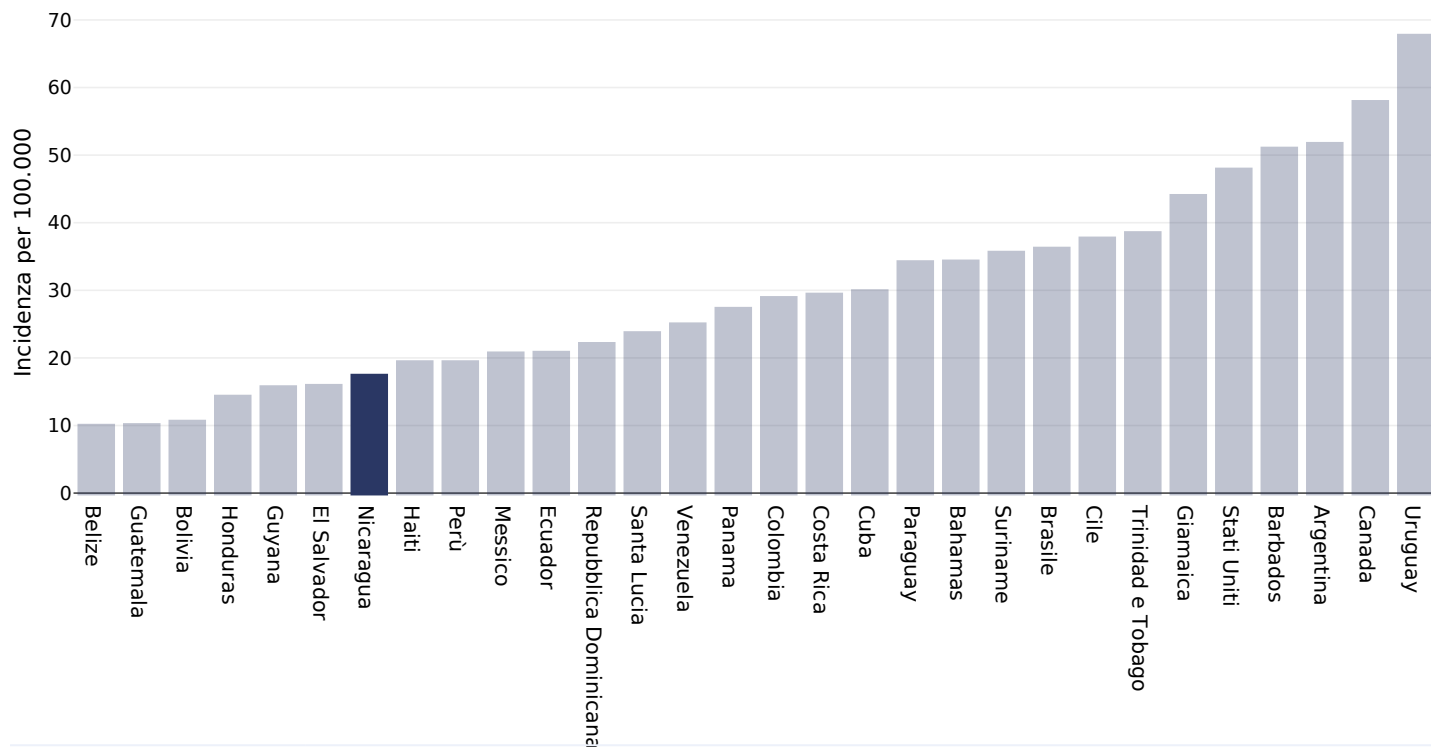
Area coperta: Nazionale

Riferimenti: Ferlay J, Ervik M, Lam F, Colombet M, Mery L, Piñeros M, Znaor A, Soerjomataram I, Bray F (2020). Global Cancer Observatory: Cancer Today. Lyon, France: International Agency for Research on Cancer. Available from: <https://gco.iarc.fr/today>, accessed 10.01.2261

Definizioni (disponibile solo in inglese): Age-standardized incidence rates per 100 000

## Cancro colon-rettale

### Uomini, 2020



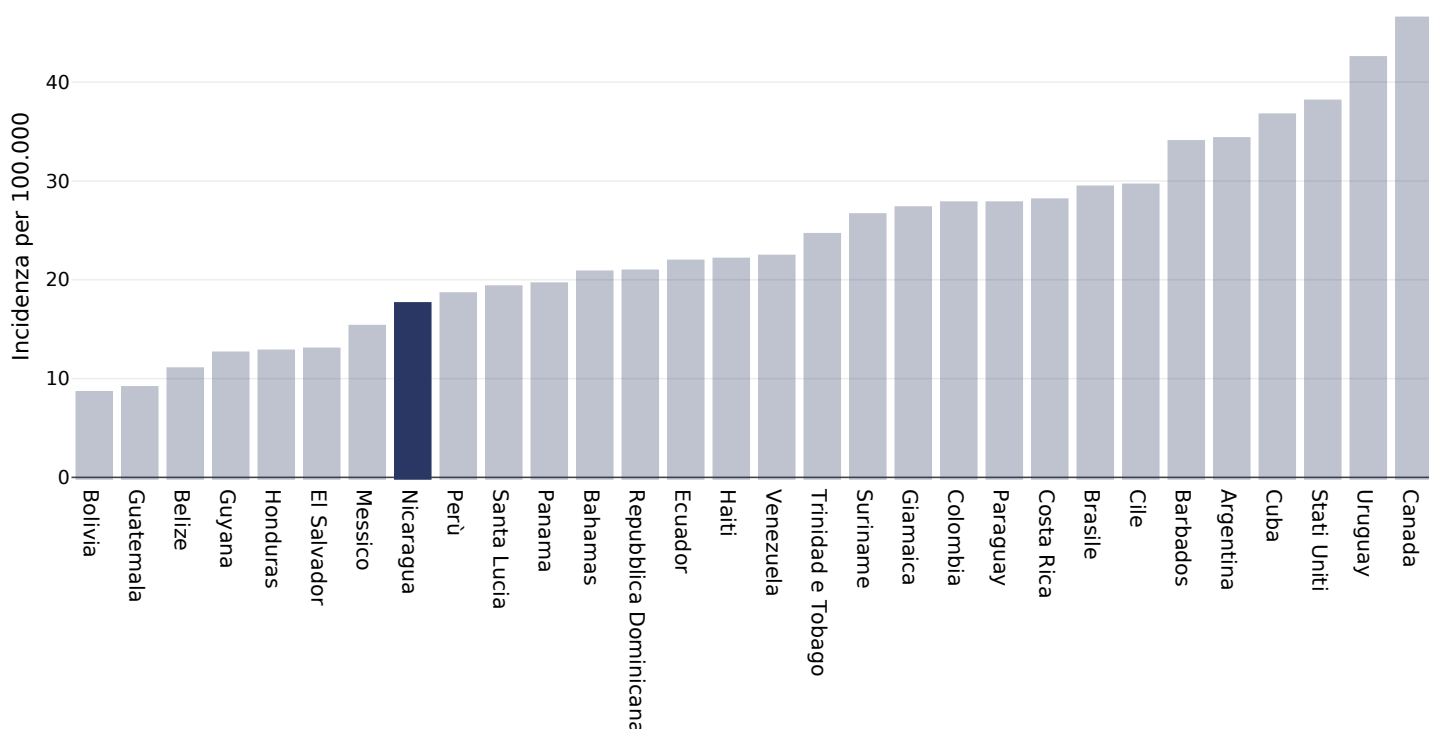
Età: 20+

Area coperta: Nazionale

Riferimenti: Ferlay J, Ervik M, Lam F, Colombet M, Mery L, Piñeros M, Znaor A, Soerjomataram I, Bray F (2020). Global Cancer Observatory: Cancer Today. Lyon, France: International Agency for Research on Cancer. Available from: <https://gco.iarc.fr/today>, accessed 10.01.2261

Definizioni (disponibile solo in inglese): Age-standardized incidence rates per 100 000

## Donne, 2020



Età: 20+

Area coperta: Nazionale

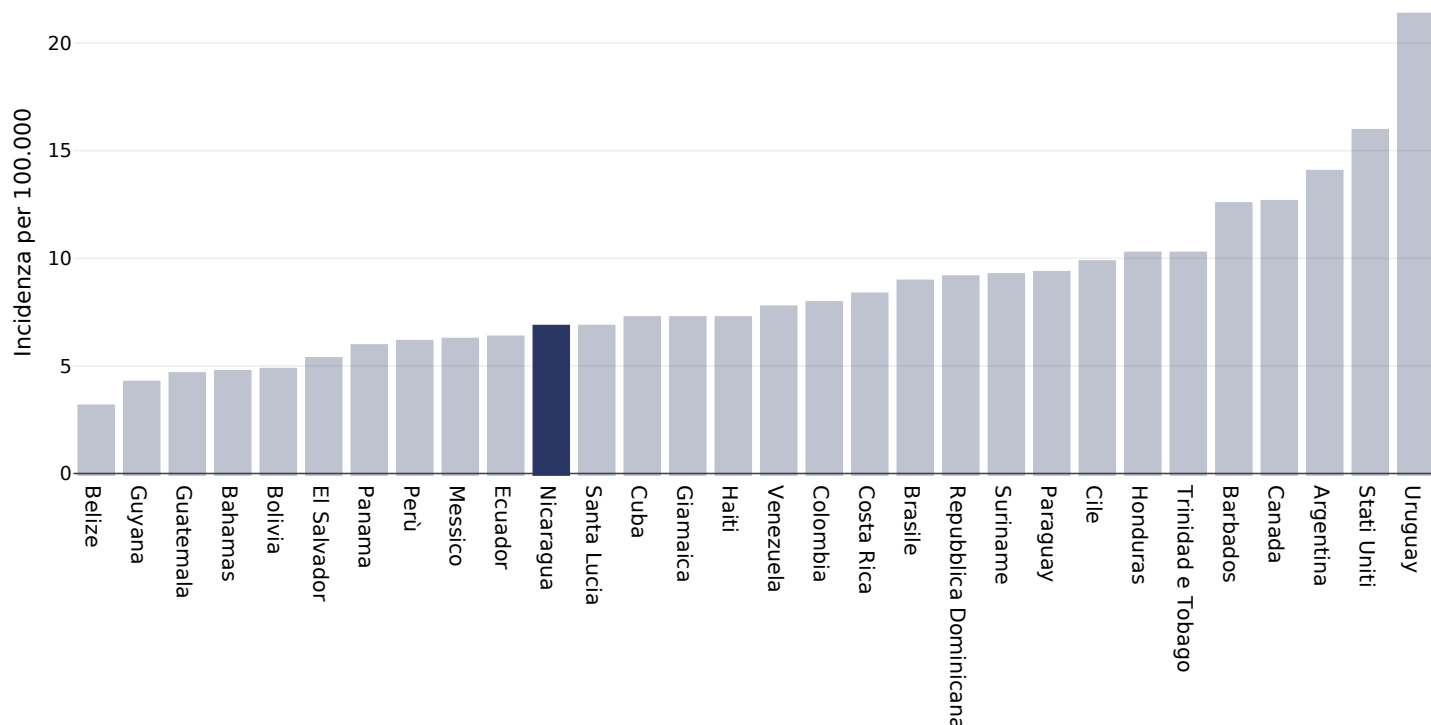
Riferimenti: Ferlay J, Ervik M, Lam F, Colombet M, Mery L, Piñeros M, Znaor A, Soerjomataram I, Bray F (2020). Global Cancer Observatory: Cancer Today. Lyon, France: International Agency for Research on Cancer. Available from: <https://gco.iarc.fr/today>, accessed 10.01.2261

Definizioni (disponibile solo in inglese): Age-standardized incidence rates per 100 000



## Cancro del pancreas

### Uomini, 2020



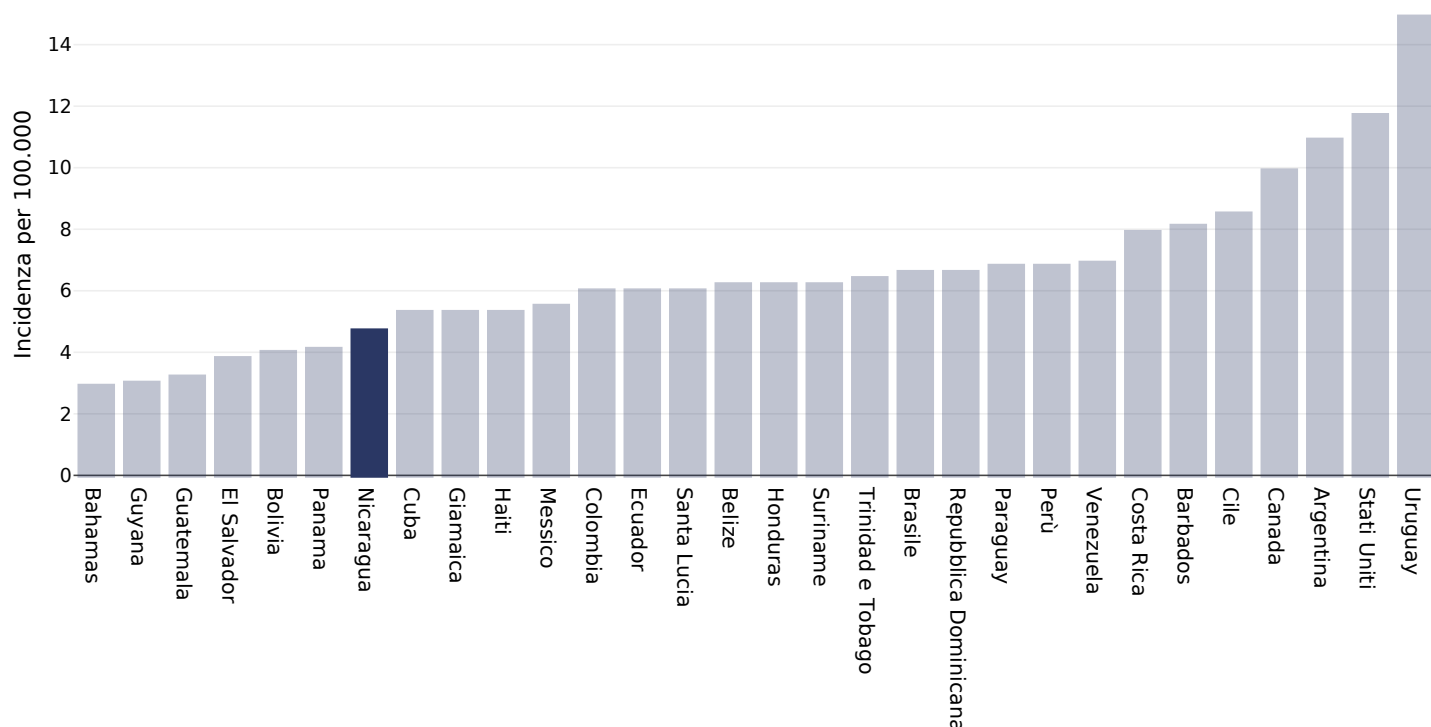
Età: 20+

Area coperta: Nazionale

Riferimenti: Ferlay J, Ervik M, Lam F, Colombet M, Mery L, Piñeros M, Znaor A, Soerjomataram I, Bray F (2020). Global Cancer Observatory: Cancer Today. Lyon, France: International Agency for Research on Cancer. Available from: <https://gco.iarc.fr/today>, accessed 10.01.2261

Definizioni (disponibile solo in inglese): Age-standardized incidence rates per 100 000

## Donne, 2020



Età: 20+

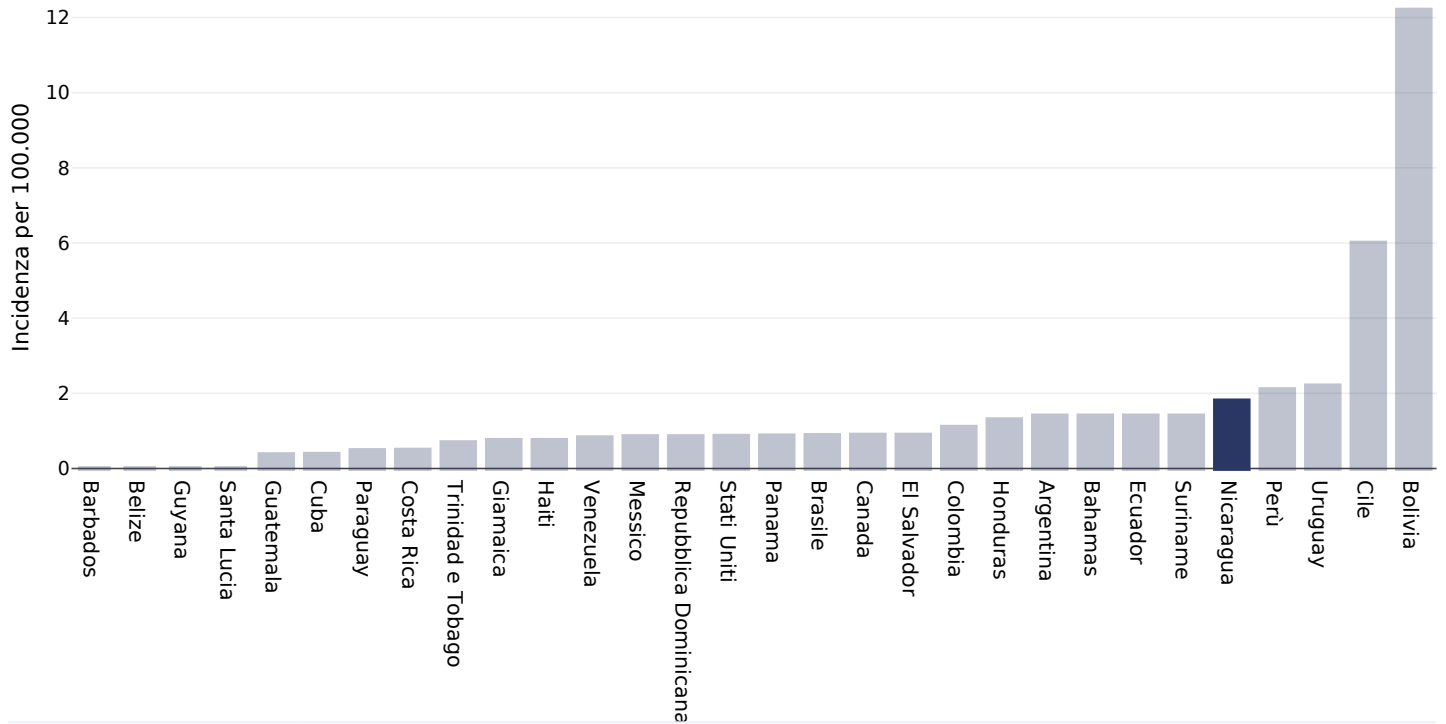
Area coperta: Nazionale

Riferimenti: Ferlay J, Ervik M, Lam F, Colombet M, Mery L, Piñeros M, Znaor A, Soerjomataram I, Bray F (2020). Global Cancer Observatory: Cancer Today. Lyon, France: International Agency for Research on Cancer. Available from: <https://gco.iarc.fr/today>, accessed 10.01.2261

Definizioni (disponibile solo in inglese): Age-standardized incidence rates per 100 000

## Cancro della colecisti

### Uomini, 2020



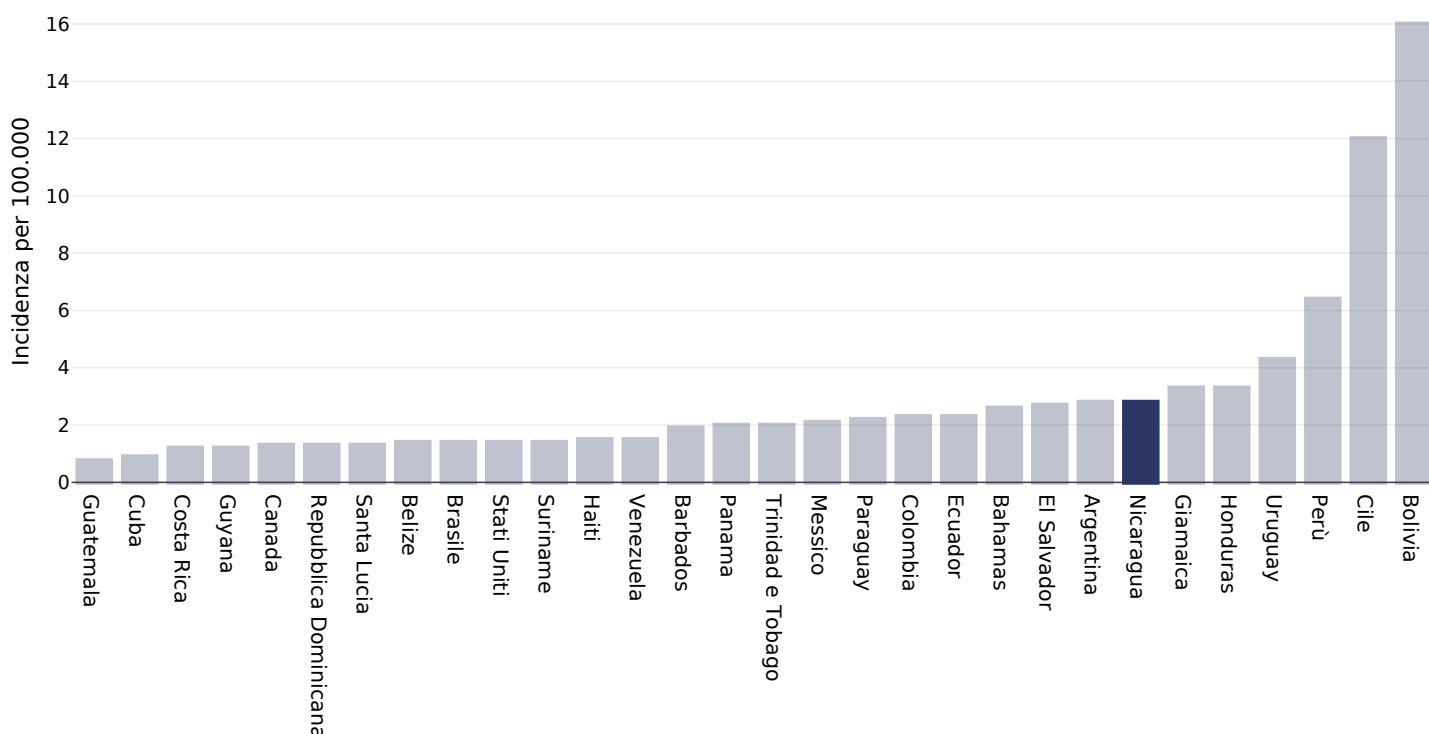
Età: 20+

Area coperta: Nazionale

Riferimenti: Ferlay J, Ervik M, Lam F, Colombet M, Mery L, Piñeros M, Znaor A, Soerjomataram I, Bray F (2020). Global Cancer Observatory: Cancer Today. Lyon, France: International Agency for Research on Cancer. Available from: <https://gco.iarc.fr/today>, accessed 10.01.2261

Definizioni (disponibile solo in inglese): Age-standardized incidence rates per 100 000

## Donne, 2020



Età: 20+

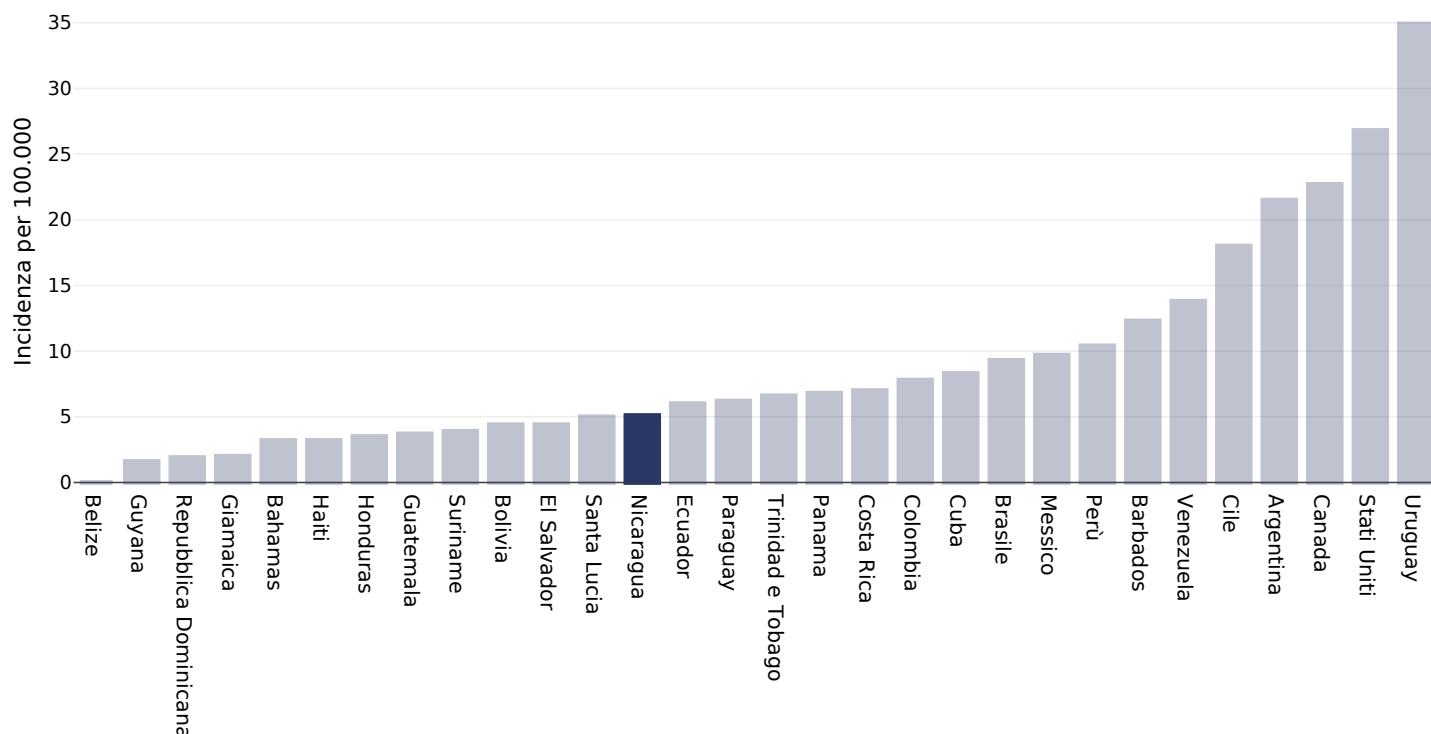
Area coperta: Nazionale

Riferimenti: Ferlay J, Ervik M, Lam F, Colombet M, Mery L, Piñeros M, Znaor A, Soerjomataram I, Bray F (2020). Global Cancer Observatory: Cancer Today. Lyon, France: International Agency for Research on Cancer. Available from: <https://gco.iarc.fr/today>, accessed 10.01.2261

Definizioni (disponibile solo in inglese): Age-standardized incidence rates per 100 000

## Cancro del rene

### Uomini, 2020



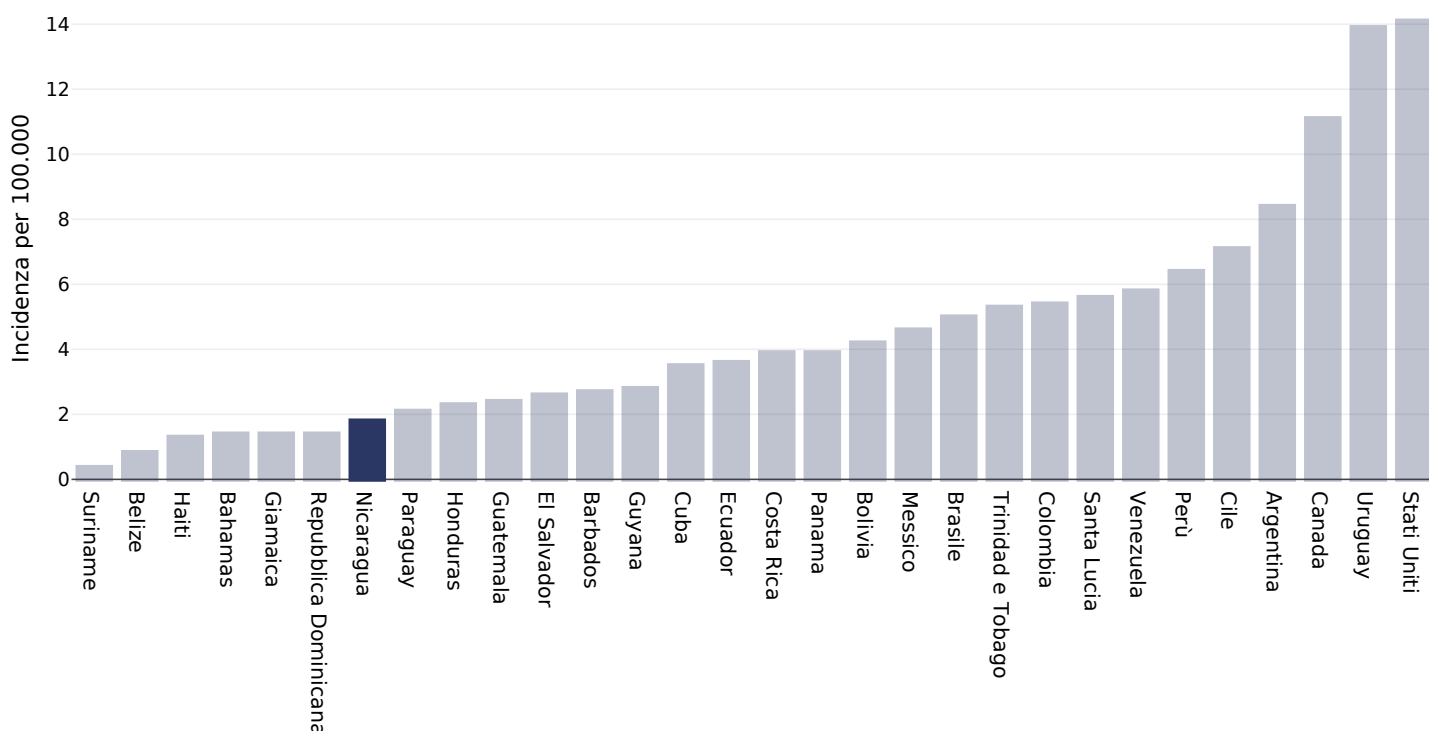
Età: 20+

Area coperta: Nazionale

Riferimenti: Ferlay J, Ervik M, Lam F, Colombet M, Mery L, Piñeros M, Znaor A, Soerjomataram I, Bray F (2020). Global Cancer Observatory: Cancer Today. Lyon, France: International Agency for Research on Cancer. Available from: <https://gco.iarc.fr/today>, accessed 10.01.2261

Definizioni (disponibile solo in inglese): Age-standardized incidence rates per 100 000

## Donne, 2020



Età: 20+

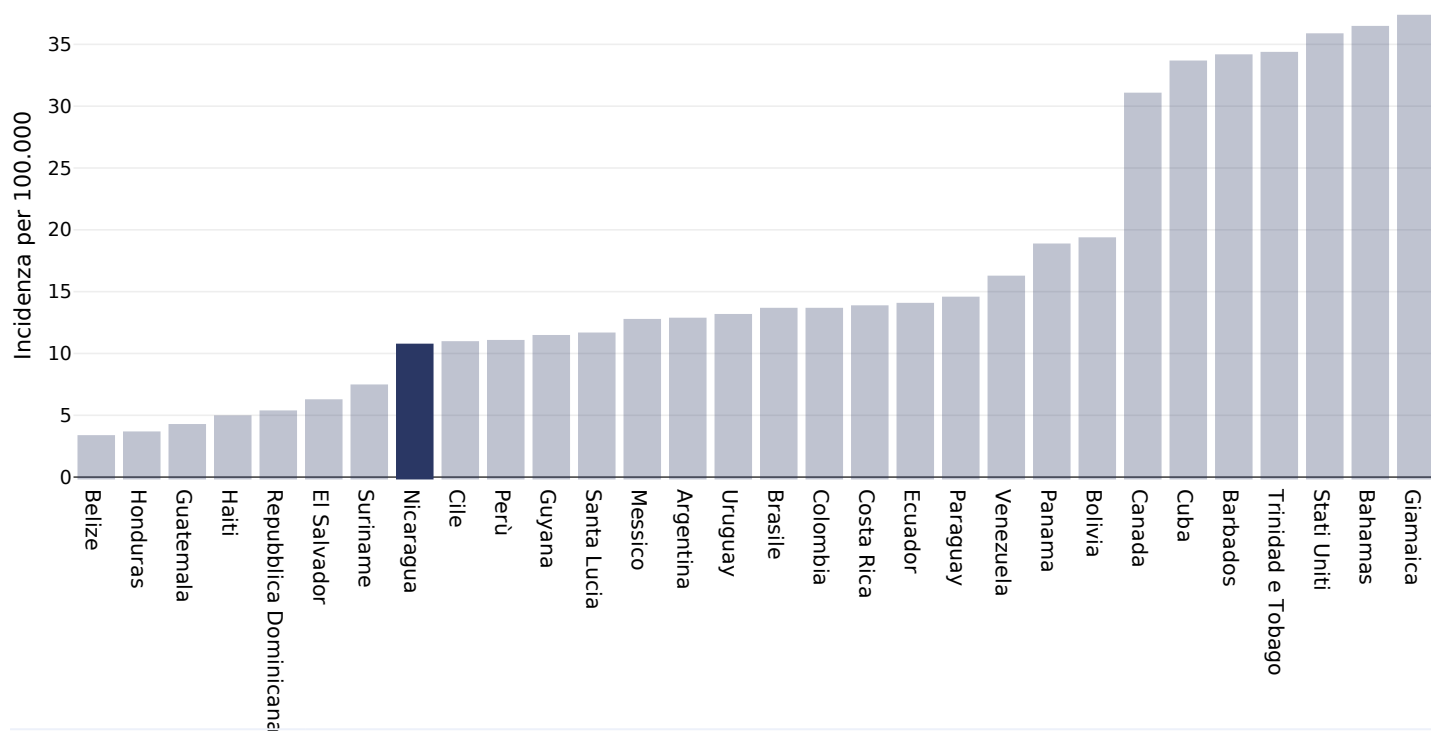
Area coperta: Nazionale

Riferimenti: Ferlay J, Ervik M, Lam F, Colombet M, Mery L, Piñeros M, Znaor A, Soerjomataram I, Bray F (2020). Global Cancer Observatory: Cancer Today. Lyon, France: International Agency for Research on Cancer. Available from: <https://gco.iarc.fr/today>, accessed 10.01.2261

Definizioni (disponibile solo in inglese): Age-standardized incidence rates per 100 000

## Cancro dell'utero

### Donne, 2020



Età: 20+

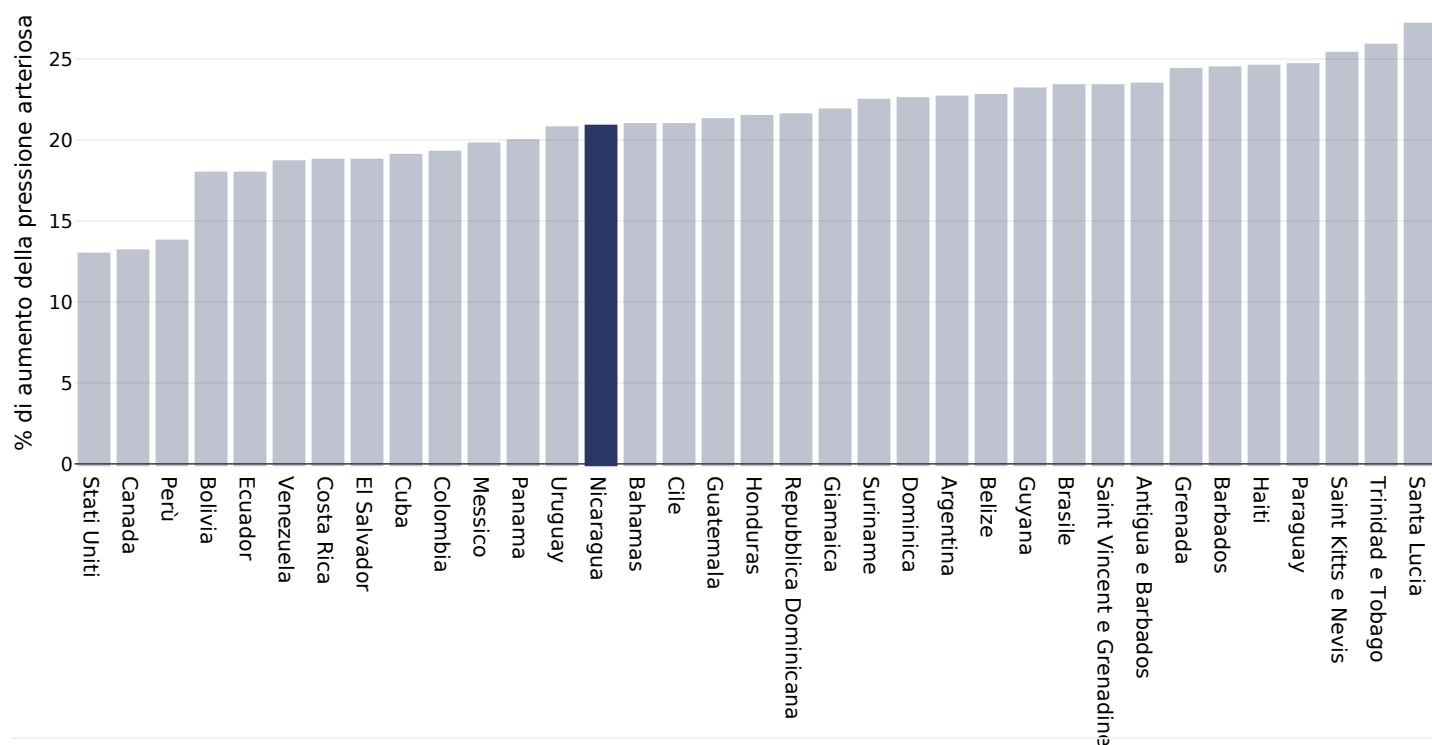
Area coperta: Nazionale

Riferimenti: Ferlay J, Ervik M, Lam F, Colombet M, Mery L, Piñeros M, Znaor A, Soerjomataram I, Bray F (2020). Global Cancer Observatory: Cancer Today. Lyon, France: International Agency for Research on Cancer. Available from: <https://gco.iarc.fr/today>, accessed 10.01.2261

Definizioni (disponibile solo in inglese): Age-standardized incidence rates per 100 000

## Aumento della pressione arteriosa

### Adulti, 2015



Riferimenti:

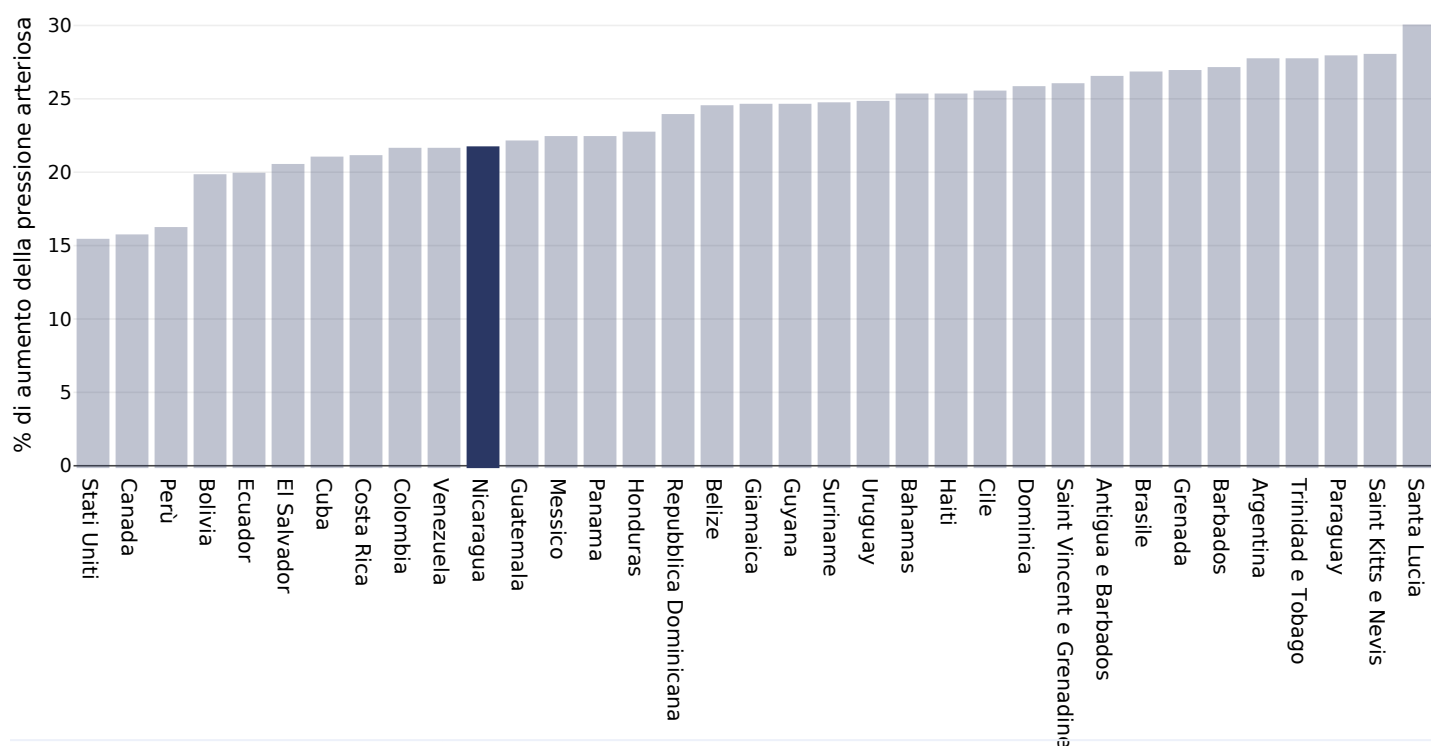
Global Health Observatory data repository, World Health Organisation,  
<http://apps.who.int/gho/data/node.main.A875?lang=en>

Definizioni (disponibile solo in inglese):

Age Standardised estimated % Raised blood pressure 2015 (SBP>=140 OR DBP>=90).



## Uomini, 2015



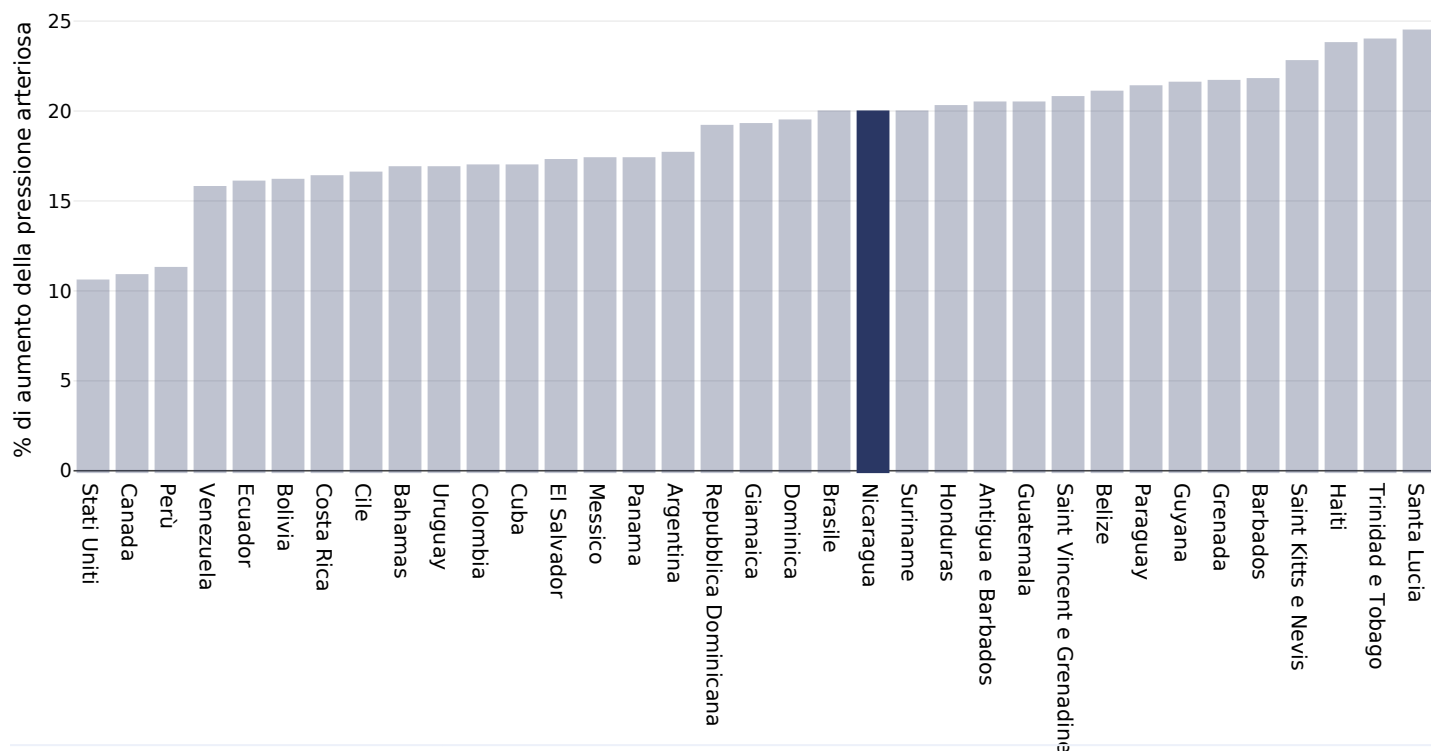
Riferimenti:

Global Health Observatory data repository, World Health Organisation,  
<http://apps.who.int/gho/data/node.main.A875?lang=en>

Definizioni (disponibile solo in inglese):

Age Standardised estimated % Raised blood pressure 2015 (SBP>=140 OR DBP>=90).

## Donne, 2015



Riferimenti:

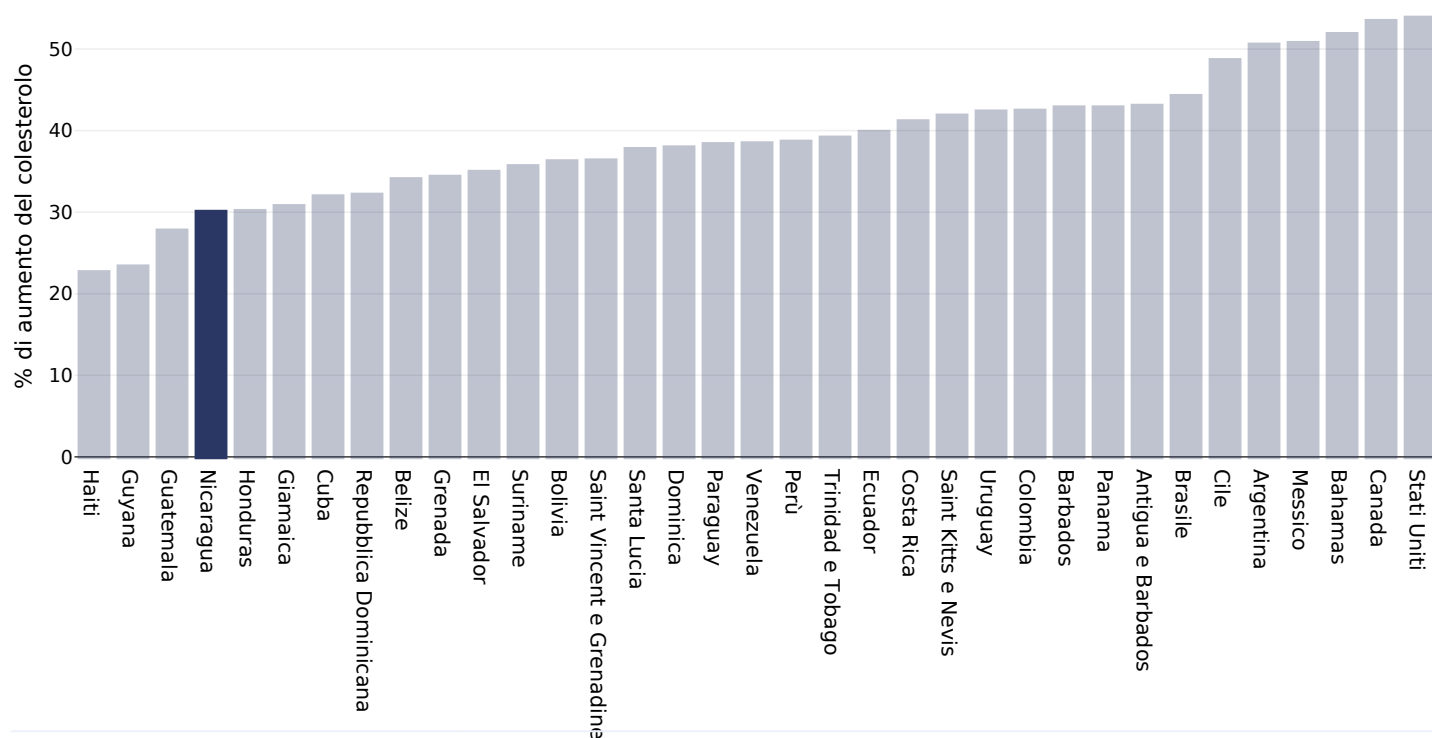
Global Health Observatory data repository, World Health Organisation,  
<http://apps.who.int/gho/data/node.main.A875?lang=en>

Definizioni (disponibile solo in inglese):

Age Standardised estimated % Raised blood pressure 2015 (SBP>=140 OR DBP>=90).

## Aumento del colesterolo

### Adulti, 2008



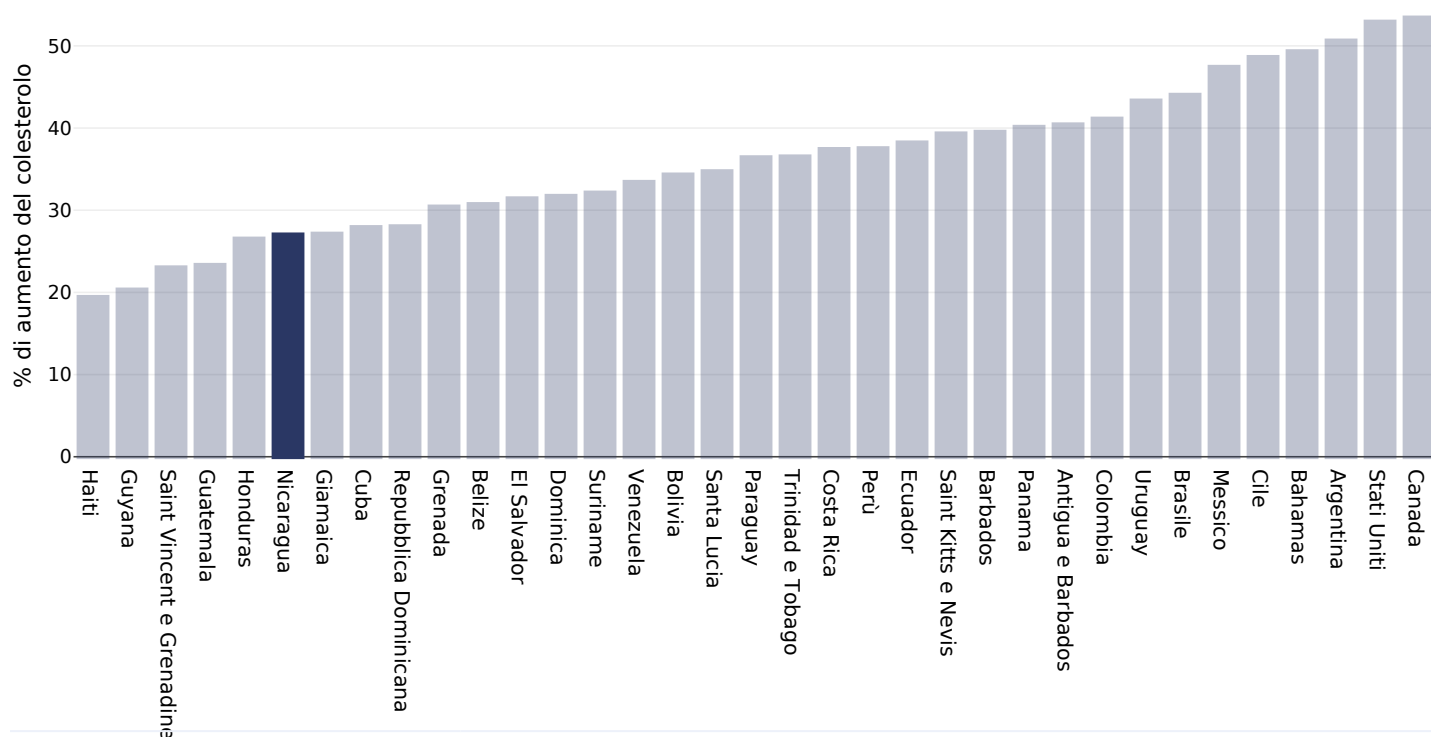
Riferimenti:

Global Health Observatory data repository, World Health Organisation,  
<http://apps.who.int/gho/data/node.main.A885>

Definizioni (disponibile solo in inglese):

% Raised total cholesterol ( $\geq 5.0$  mmol/L) (age-standardized estimate).

## Uomini, 2008



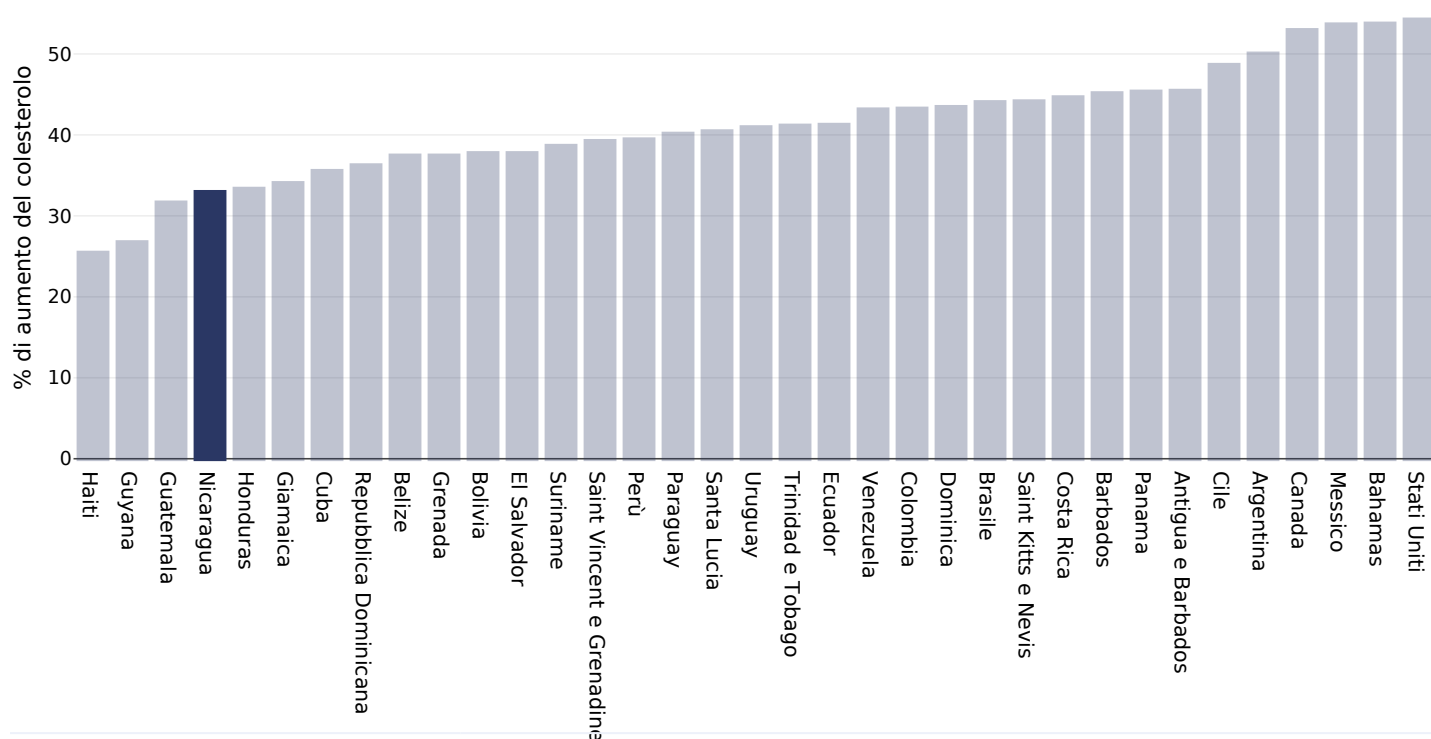
Riferimenti:

Global Health Observatory data repository, World Health Organisation,  
<http://apps.who.int/gho/data/node.main.A885>

Definizioni (disponibile solo in inglese):

% Raised total cholesterol ( $\geq 5.0$  mmol/L) (age-standardized estimate).

## Donne, 2008



Riferimenti:

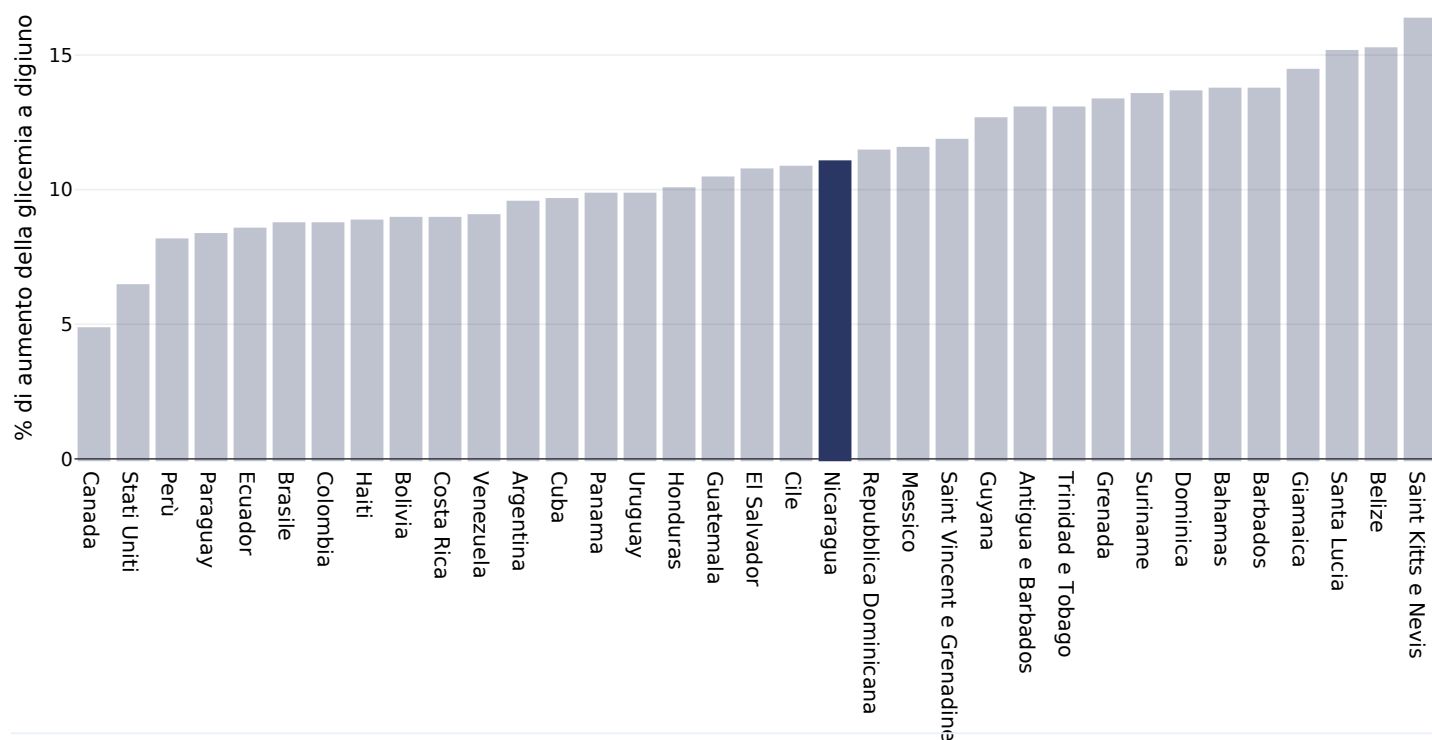
Global Health Observatory data repository, World Health Organisation,  
<http://apps.who.int/gho/data/node.main.A885>

Definizioni (disponibile solo in inglese):

% Raised total cholesterol ( $\geq 5.0$  mmol/L) (age-standardized estimate).

## Aumento della glicemia a digiuno

### Uomini, 2014



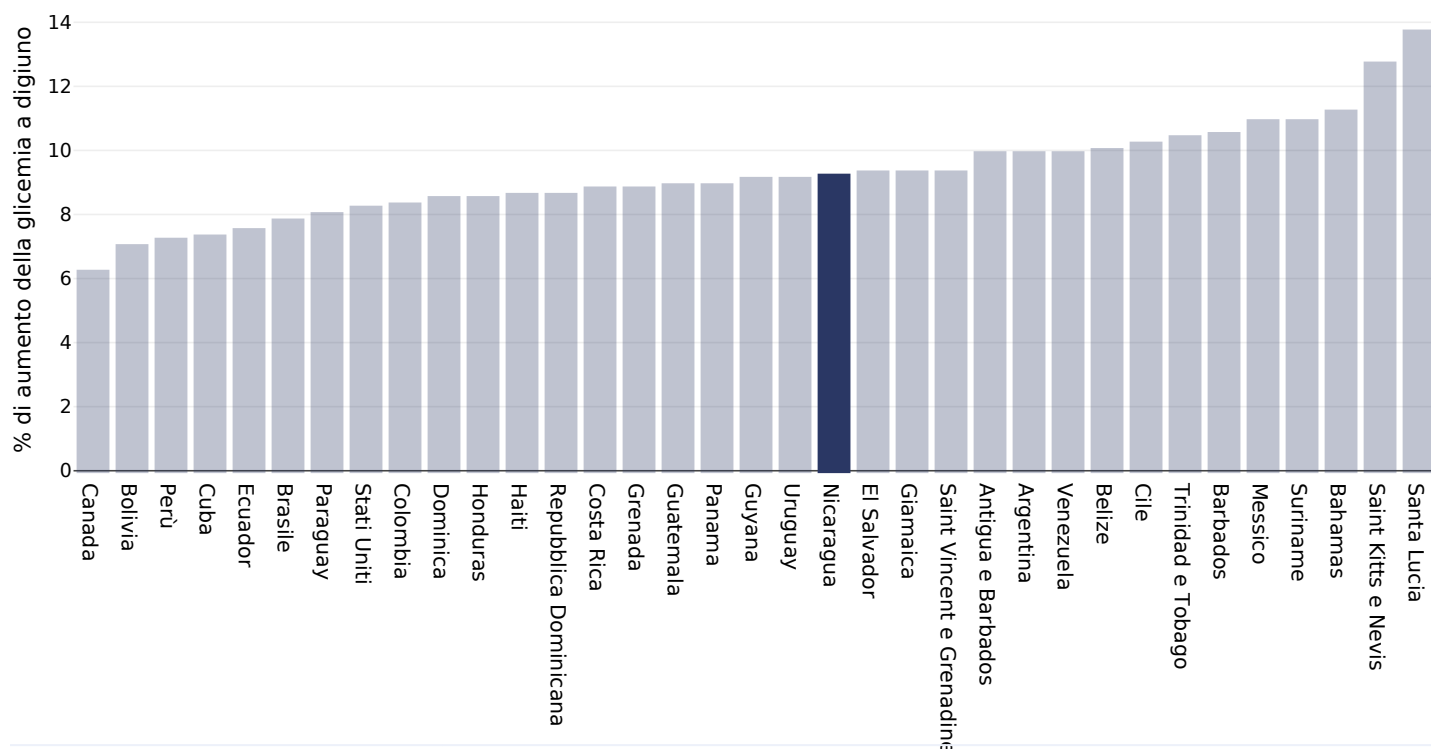
Riferimenti:

Global Health Observatory data repository, World Health Organisation,  
<http://apps.who.int/gho/data/node.main.A869?lang=en>

Definizioni (disponibile solo in inglese):

Age Standardised % raised fasting blood glucose ( $\geq 7.0$  mmol/L or on medication).

## Donne, 2014



Riferimenti:

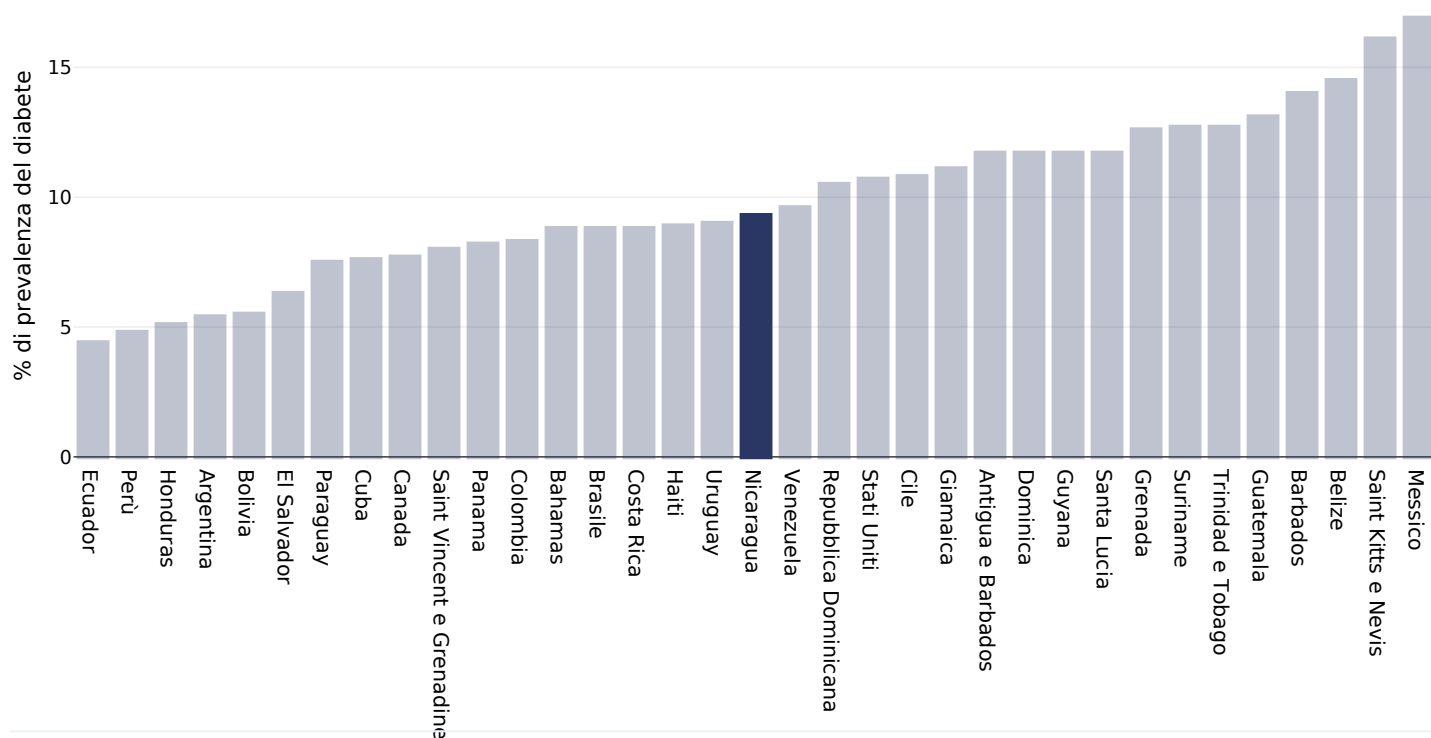
Global Health Observatory data repository, World Health Organisation,  
<http://apps.who.int/gho/data/node.main.A869?lang=en>

Definizioni (disponibile solo in inglese):

Age Standardised % raised fasting blood glucose ( $\geq 7.0$  mmol/L or on medication).

## Prevalenza del diabete

### Adulti, 2021



Età: 20-79

Area coperta: Nazionale

Riferimenti: Reproduced with kind permission International Diabetes Federation. IDF Diabetes Atlas, 10th edn. Brussels, Belgium:International Diabetes Federation, 2021. <http://www.diabetesatlas.org>

Definizioni (disponibile solo in inglese): Age-adjusted comparative prevalence of diabetes, %








## Contextual factors

**Disclaimer:** These contextual factors should be interpreted with care. Results are updated as regularly as possible and use very specific criteria. The criteria used and full definitions are available for download at the bottom of this page.



### Labelling

<b>Is there mandatory nutrition labelling?</b>	
Front-of-package labelling?	
Back-of-pack nutrition declaration?	
Color coding?	
Warning label?	



## Regulation and marketing

<b>Are there fiscal policies on unhealthy products?</b>	✓
Tax on unhealthy foods?	✗
Tax on unhealthy drinks?	✓
<b>Are there fiscal policies on healthy products?</b>	✗
Subsidy on fruits?	✗
Subsidy on vegetables?	✗
Subsidy on other healthy products?	✗
<b>Mandatory limit or ban of trans fat (all settings)?</b>	✗
Mandatory limit of trans fats in place (all settings)?	✗
Ban on trans-fats or phos in place (all settings)?	✗
<b>Are there any mandatory policies/marketing restrictions on the promotion of unhealthy food/drinks to children?</b>	✗
Mandatory restriction on broadcast media?	✗
Mandatory restriction on non-broadcast media?	✗
Voluntary policies/marketing restrictions on the promotion of unhealthy food/drinks to children?	✗
<b>Are there mandatory standards for food in schools?</b>	✗
<b>Are there any mandatory nutrient limits in any manufactured food products?</b>	✗
<b>Nutrition standards for public sector procurement?</b>	✗



## Political will and support

<b>National obesity strategy or nutrition and physical activity national strategy?</b>	<b>✗</b>
National obesity strategy?	✗
National childhood obesity strategy?	✗
Comprehensive nutrition strategy?	✗
Comprehensive physical activity strategy?	✗
<b>Evidence-based dietary guidelines and/or RDAs?</b>	<b>✗</b>
<b>National target(s) on reducing obesity?</b>	<b>✗</b>
<b>Guidelines/policy on obesity treatment?</b>	<b>✗</b>
<b>Promotion of breastfeeding?</b>	<b>✓</b>



## Monitoring and surveillance

<b>Monitoring of the prevalence and incidence for the main obesity-related NCDs and risk factors?</b>	<b>✓</b>
Within 5 years?	✗



## Governance and resource

<b>Multi-sectoral national co-ordination mechanism for obesity or nutrition (including obesity)?</b>	<b>?</b>
--	----------

### Key

**Present**    
 **Present (voluntary)**    
 **Incoming**    
 **Absent**    
 **Unknown**

Last updated September 13, 2022

PDF created on May 18, 2024