

Report card

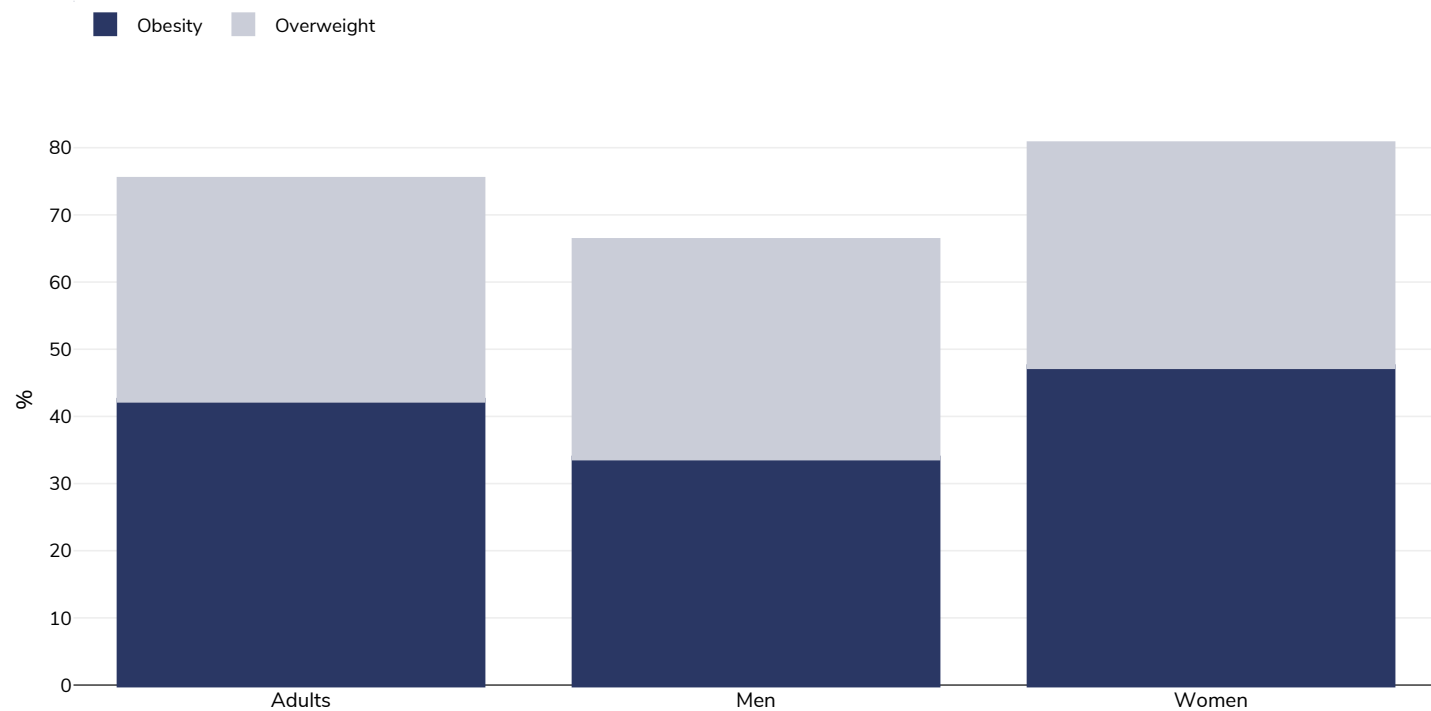
Libya



Contents	Page
Obesity prevalence	2
Overweight/obesity by age	4
Insufficient physical activity	5
Estimated per capita fruit intake	11
Estimated per-capita processed meat intake	12
Estimated per capita whole grains intake	13
Mental health - depression disorders	14
Mental health - anxiety disorders	15
Oesophageal cancer	16
Breast cancer	18
Colorectal cancer	19
Pancreatic cancer	21
Gallbladder cancer	23
Kidney cancer	25
Cancer of the uterus	27
Raised blood pressure	28
Raised cholesterol	31
Raised fasting blood glucose	34
Diabetes prevalence	36
Contextual factors	37

Obesity prevalence

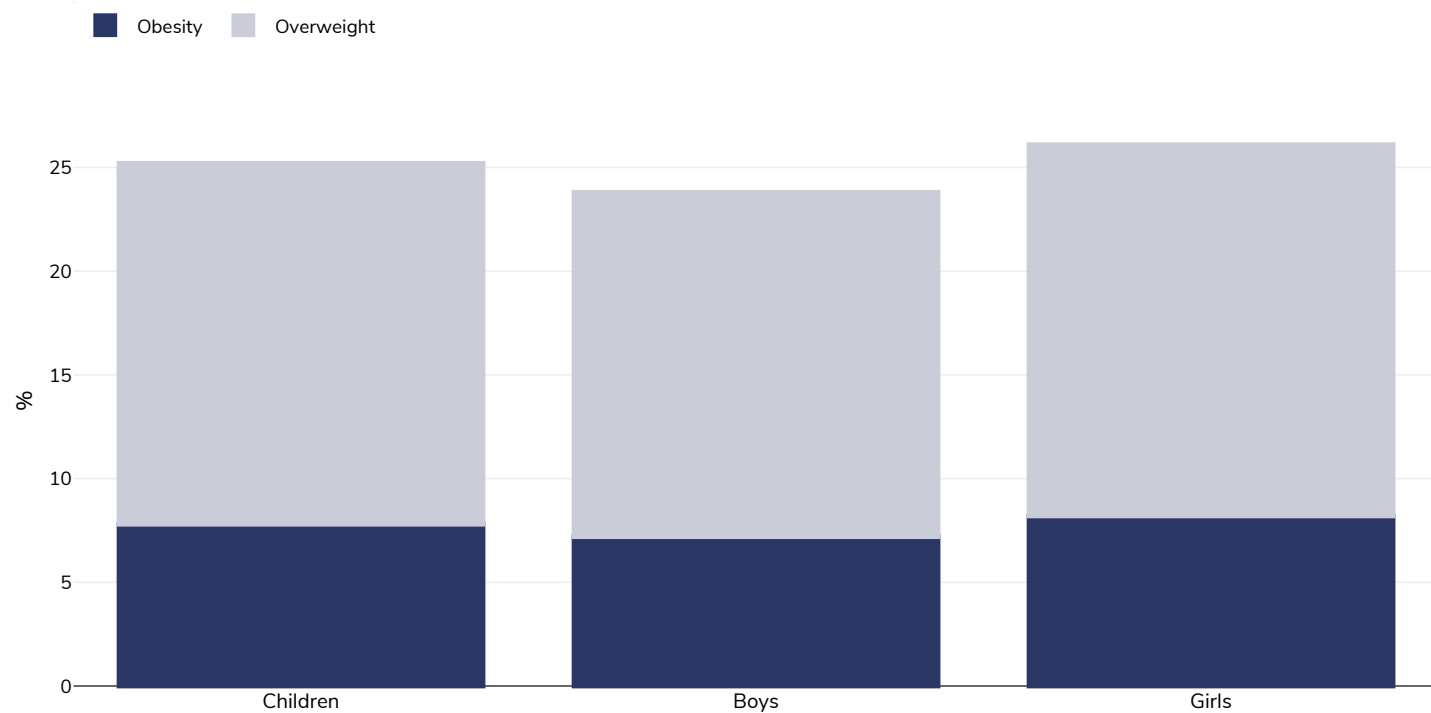
Adults, 2015



Survey type:	Measured
Age:	20-65
Sample size:	401
Area covered:	Benghazi
References:	Prevalence of Overweight and Obesity among Libyan Men and Women. https://www.ncbi.nlm.nih.gov/pmc/articles/PMC6662481/ (last accessed 05.06.2022)

Unless otherwise noted, overweight refers to a BMI between 25kg and 29.9kg/m², obesity refers to a BMI greater than 30kg/m².

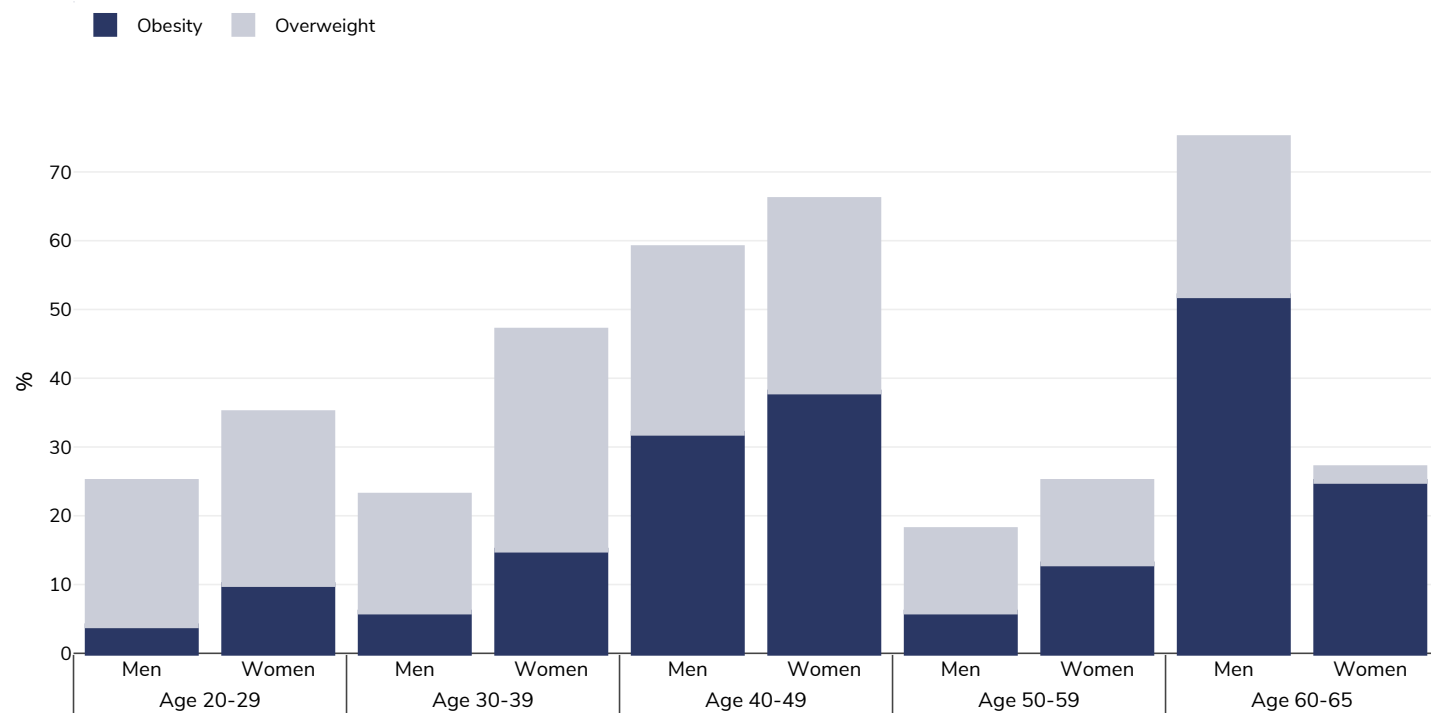
Children, 2013-2014



Survey type:	Measured
Age:	15-18
Sample size:	307
Area covered:	Regional
References:	Musaiger A.O et al. 2016. Prevalence of overweight and obesity among adolescents in eight Arab countries: comparison between two international standards (ARABEAT-2). Nutr Hosp. 33(5). pp. 1062-1065.
Notes:	Region: Tripoli, Note: Small sample size, n=307
Cutoffs:	IOTF

Overweight/obesity by age

Adults, 2015



Survey type: Measured

Sample size: 401

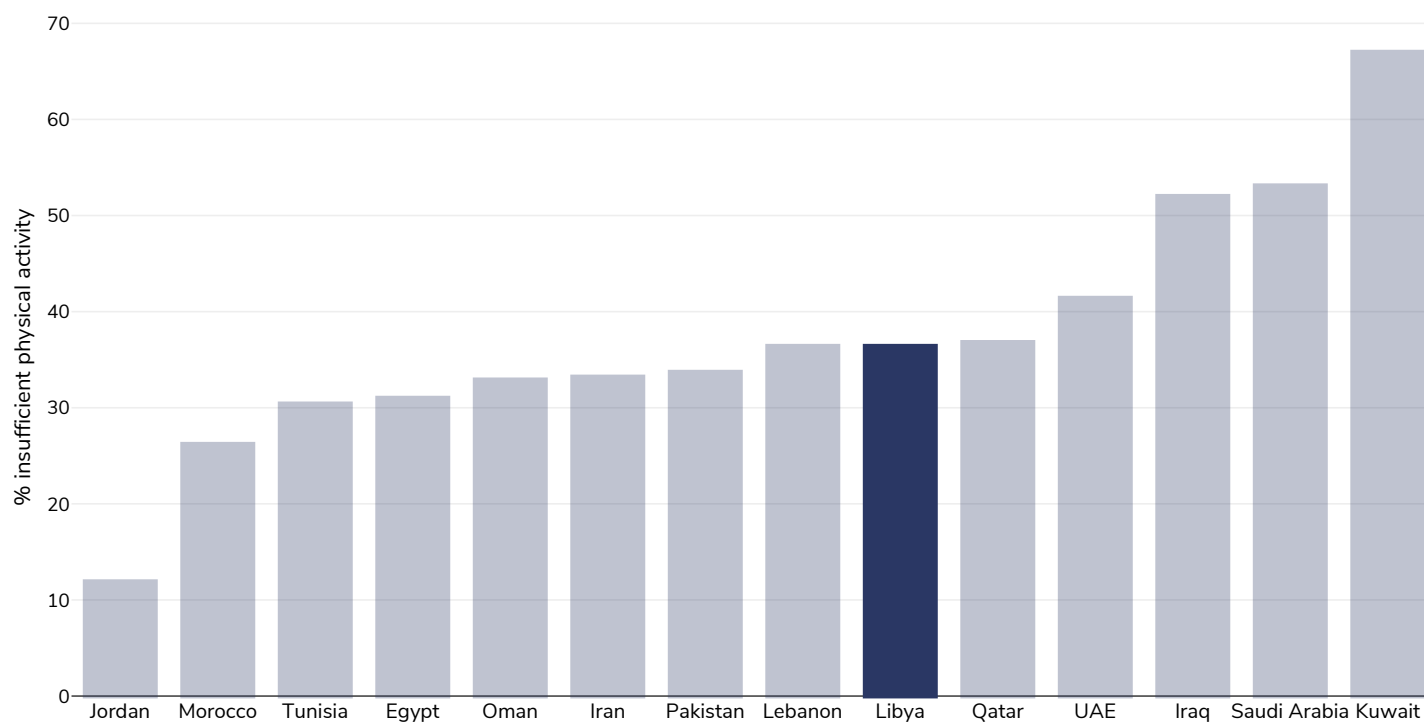
Area covered: Benghazi

References: Prevalence of Overweight and Obesity among Libyan Men and Women.
<https://www.ncbi.nlm.nih.gov/pmc/articles/PMC6662481/> (last accessed 05.06.2022)

Unless otherwise noted, overweight refers to a BMI between 25kg and 29.9kg/m², obesity refers to a BMI greater than 30kg/m².

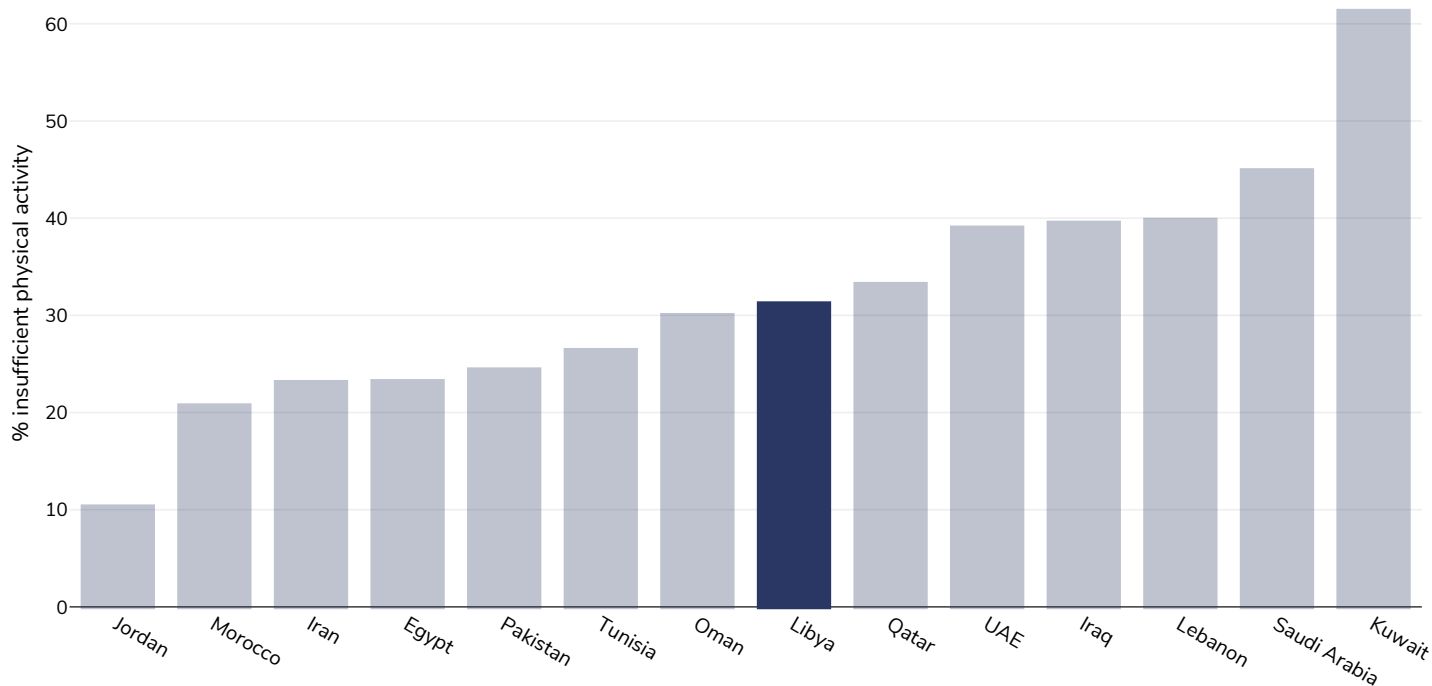
Insufficient physical activity

Adults, 2016



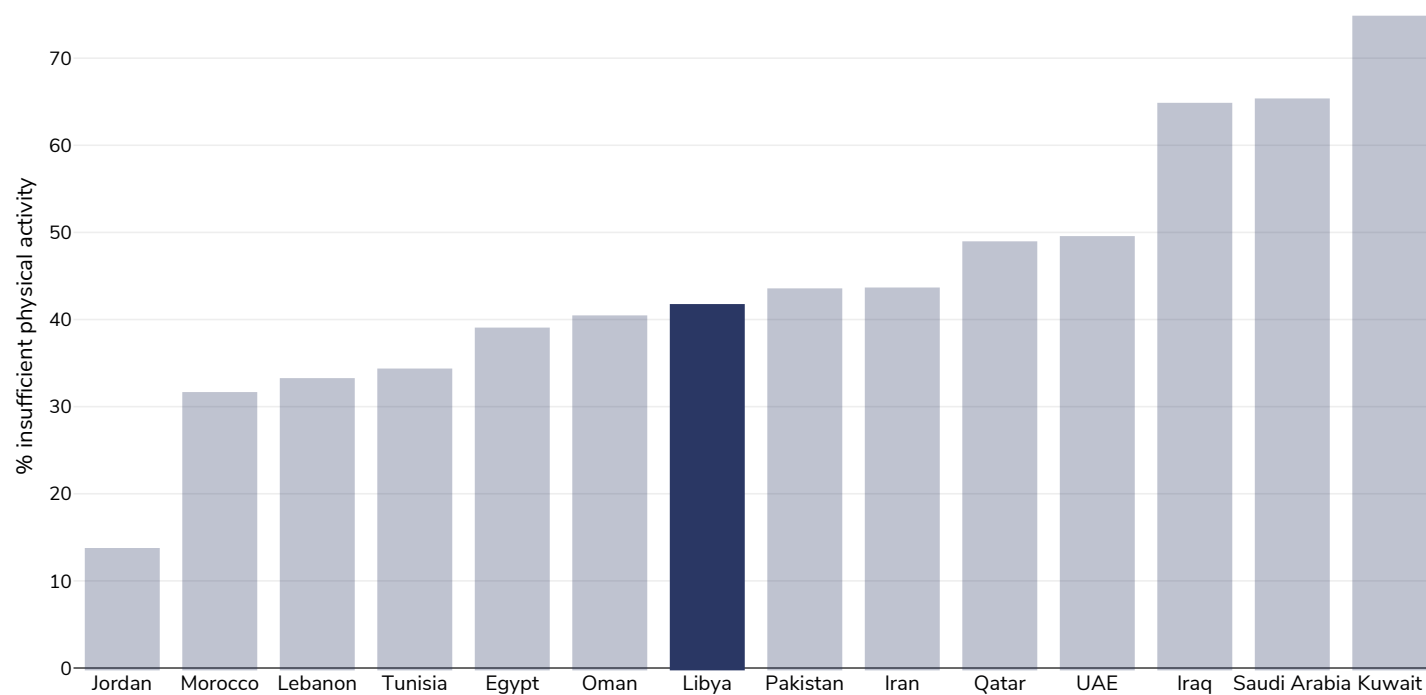
References: Guthold R, Stevens GA, Riley LM, Bull FC. Worldwide trends in insufficient physical activity from 2001 to 2016: a pooled analysis of 358 population-based surveys with 1.9 million participants. Lancet 2018 [http://dx.doi.org/10.1016/S2214-109X\(18\)30357-7](http://dx.doi.org/10.1016/S2214-109X(18)30357-7)

Men, 2016



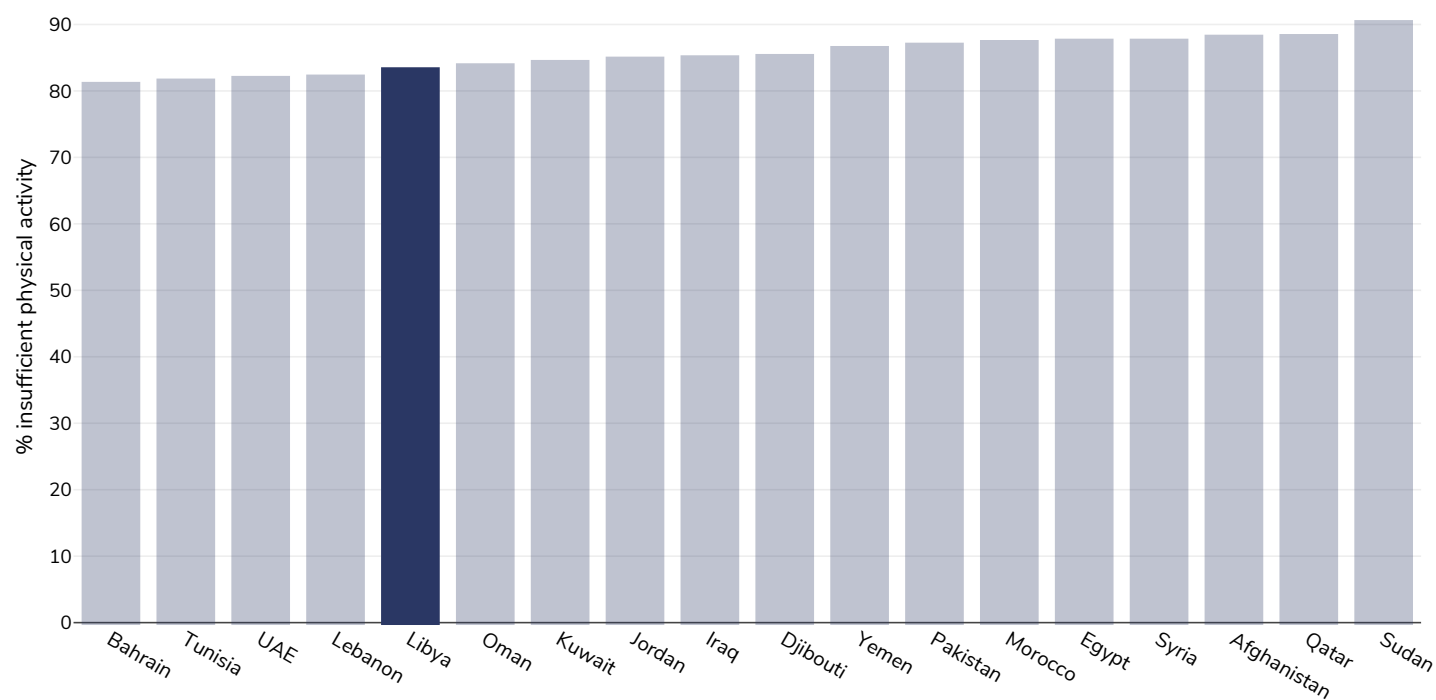
References: Guthold R, Stevens GA, Riley LM, Bull FC. Worldwide trends in insufficient physical activity from 2001 to 2016: a pooled analysis of 358 population-based surveys with 1.9 million participants. Lancet 2018 [http://dx.doi.org/10.1016/S2214-109X\(18\)30357-7](http://dx.doi.org/10.1016/S2214-109X(18)30357-7)

Women, 2016



References: Guthold R, Stevens GA, Riley LM, Bull FC. Worldwide trends in insufficient physical activity from 2001 to 2016: a pooled analysis of 358 population-based surveys with 1.9 million participants. Lancet 2018 [http://dx.doi.org/10.1016/S2214-109X\(18\)30357-7](http://dx.doi.org/10.1016/S2214-109X(18)30357-7)

Children, 2016



Survey type:

Self-reported

Age:

11-17

References:

Global Health Observatory data repository, World Health Organisation, <https://apps.who.int/gho/data/node.main.A893ADO?lang=en> (last accessed 16.03.21)

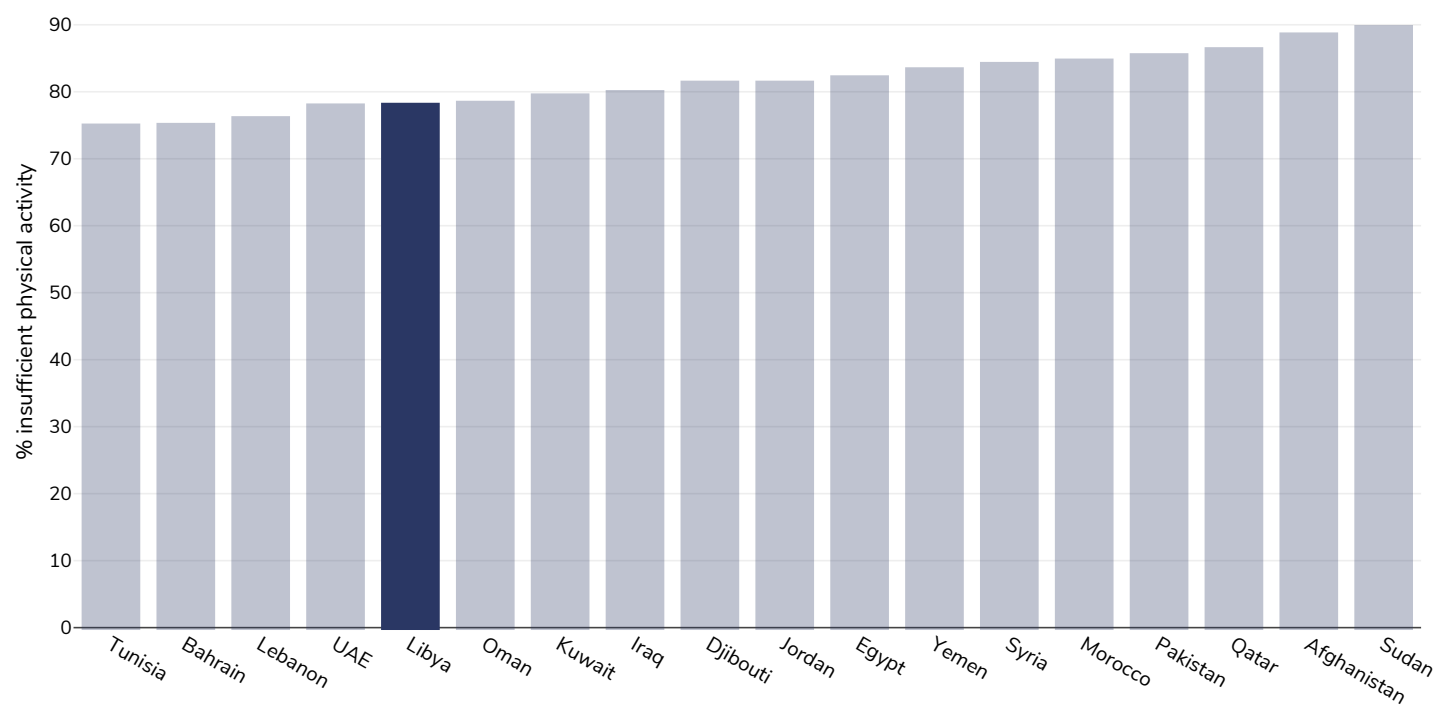
Notes:

% of school going adolescents not meeting WHO recommendations on Physical Activity for Health, i.e. doing less than 60 minutes of moderate- to vigorous-intensity physical activity daily.

Definitions:

% Adolescents insufficiently active (age standardised estimate)

Boys, 2016



Survey type:

Self-reported

Age:

11-17

References:

Global Health Observatory data repository, World Health Organisation, <https://apps.who.int/gho/data/node.main.A893ADO?lang=en> (last accessed 16.03.21)

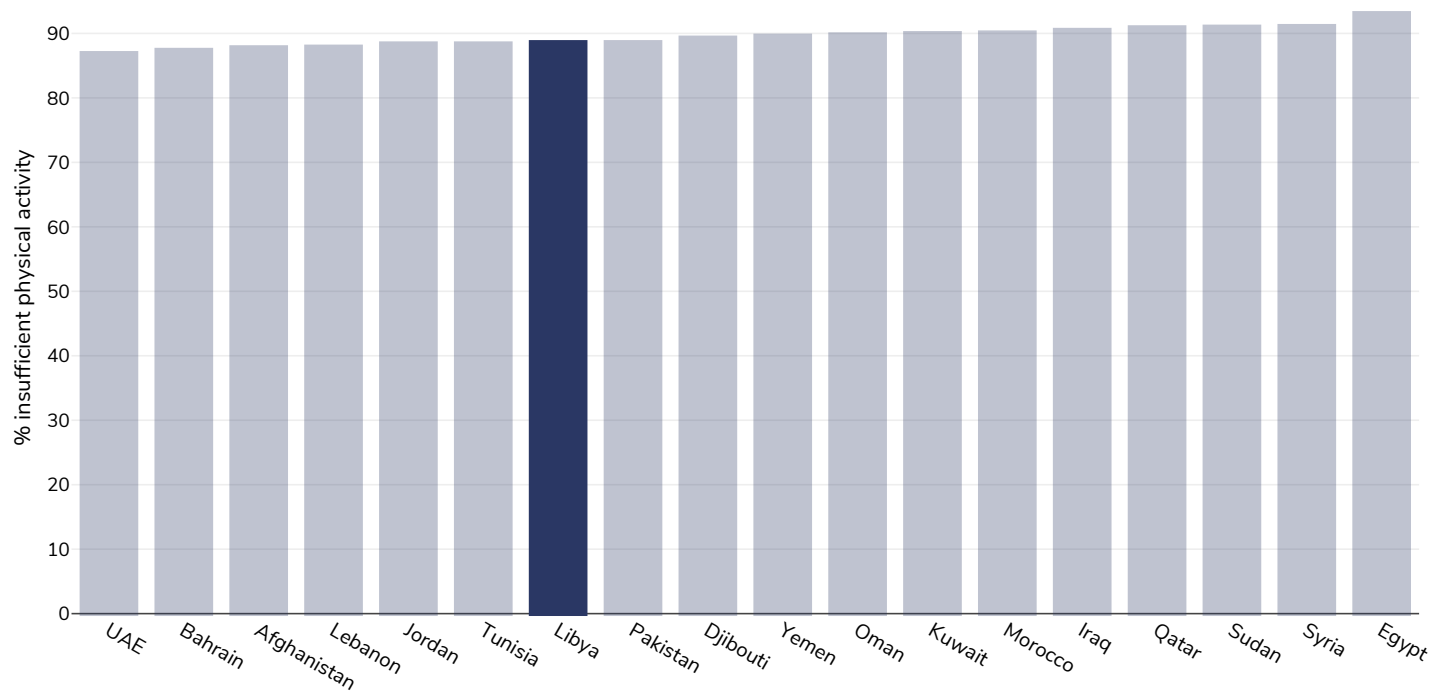
Notes:

% of school going adolescents not meeting WHO recommendations on Physical Activity for Health, i.e. doing less than 60 minutes of moderate- to vigorous-intensity physical activity daily.

Definitions:

% Adolescents insufficiently active (age standardised estimate)

Girls, 2016



Survey type:

Self-reported

Age:

11-17

References:

Global Health Observatory data repository, World Health Organisation, <https://apps.who.int/gho/data/node.main.A893ADO?lang=en> (last accessed 16.03.21)

Notes:

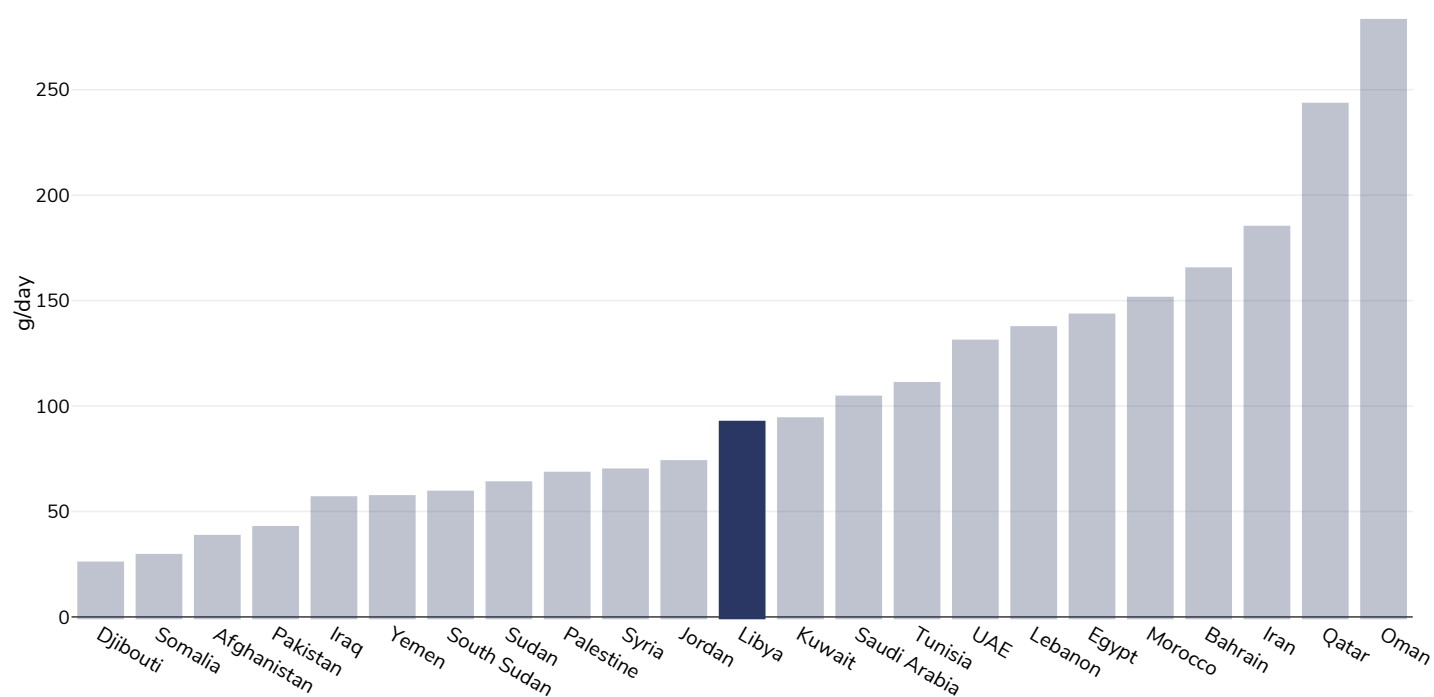
% of school going adolescents not meeting WHO recommendations on Physical Activity for Health, i.e. doing less than 60 minutes of moderate- to vigorous-intensity physical activity daily.

Definitions:

% Adolescents insufficiently active (age standardised estimate)

Estimated per capita fruit intake

Adults, 2017



Survey type: Measured

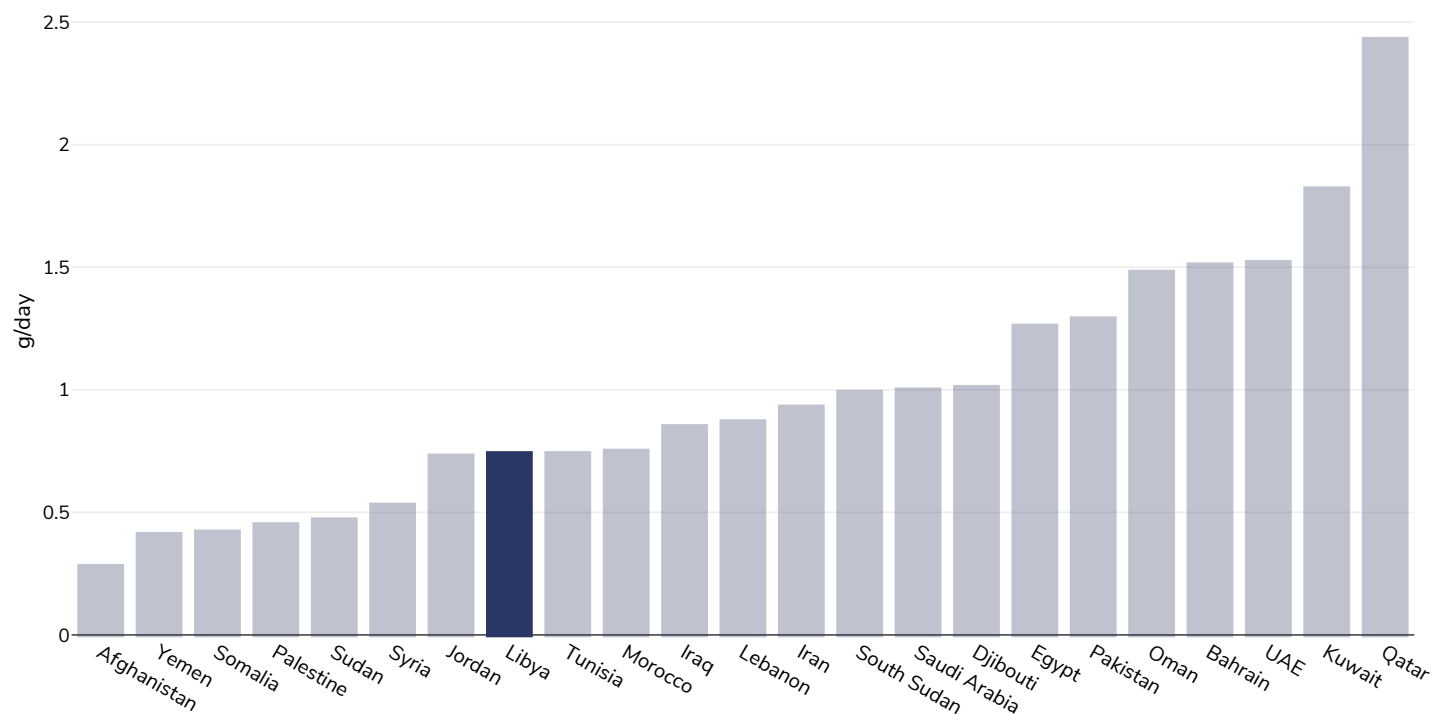
Age: 25+

References: Global Burden of Disease, the Institute for Health Metrics and Evaluation <http://ghdx.healthdata.org/>

Definitions: Estimated per-capita fruit intake (g/day)

Estimated per-capita processed meat intake

Adults, 2017



Survey type:

Measured

Age:

25+

References:

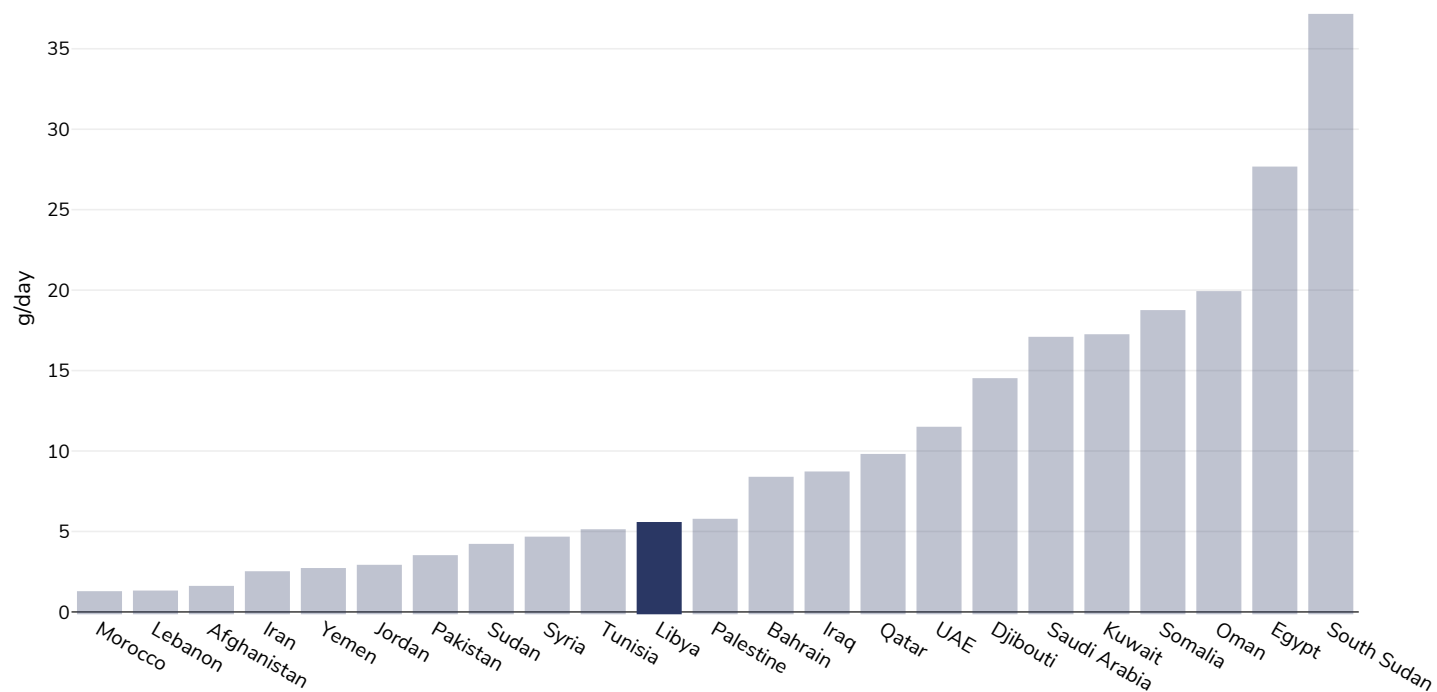
Global Burden of Disease, the Institute for Health Metrics and Evaluation <http://ghdx.healthdata.org/>

Definitions:

Estimated per-capita processed meat intake (g per day)

Estimated per capita whole grains intake

Adults, 2017



Survey type: Measured

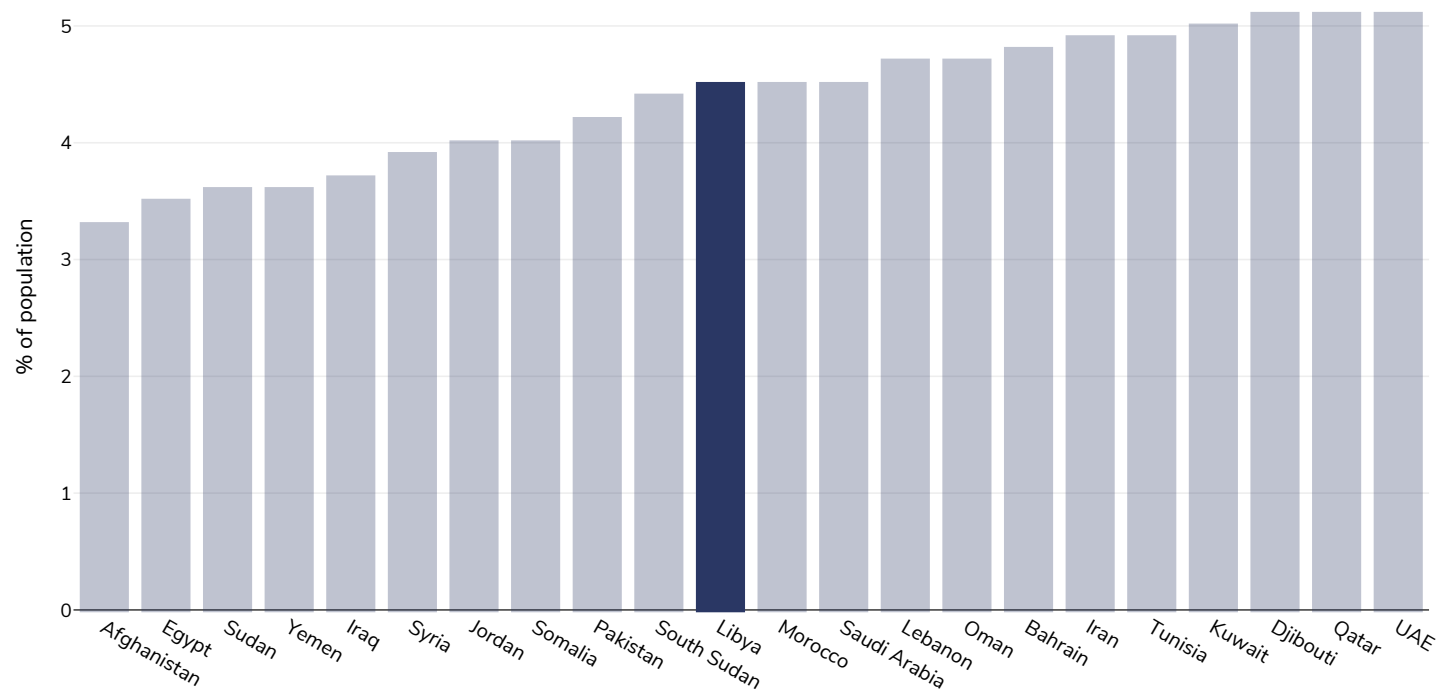
Age: 25+

References: Global Burden of Disease, the Institute for Health Metrics and Evaluation <http://ghdx.healthdata.org/>

Definitions: Estimated per-capita whole grains intake (g/day)

Mental health - depression disorders

Adults, 2015

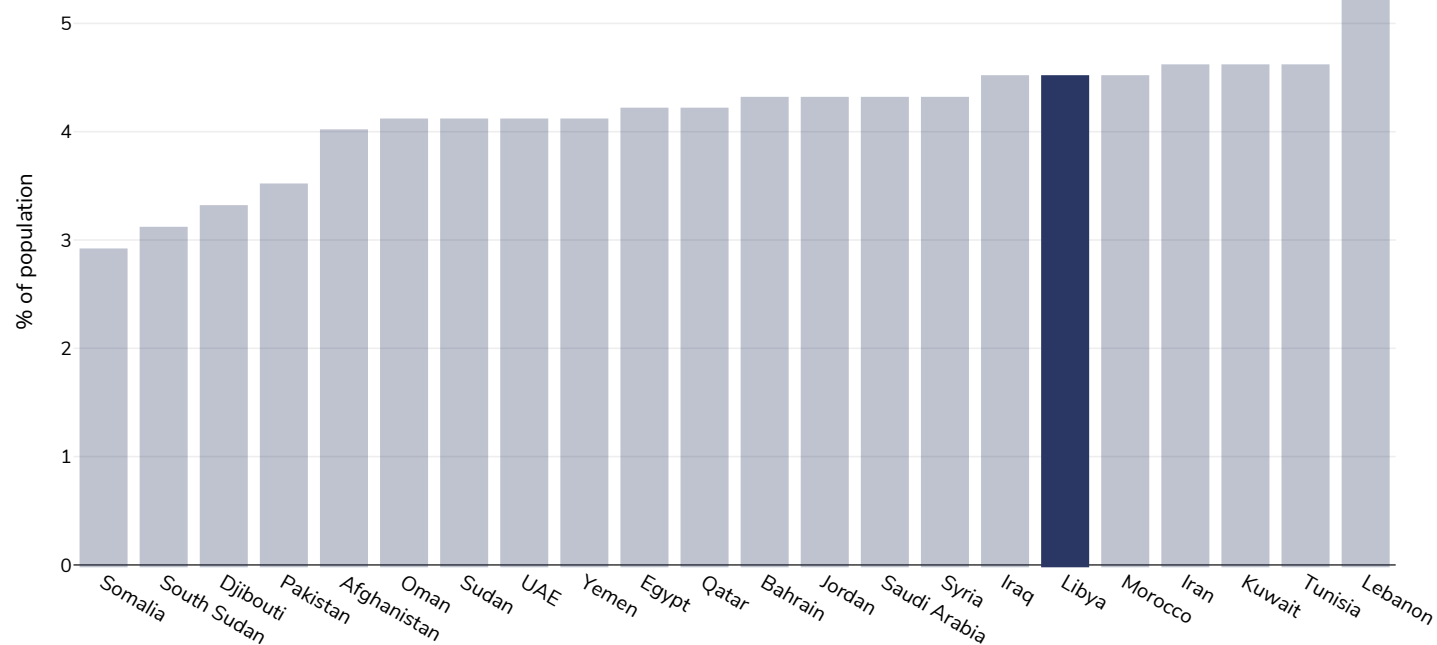


References: Prevalence data from Global Burden of Disease study 2015 (<http://ghdx.healthdata.org>) published in: Depression and Other Common Mental Disorders: Global Health Estimates. Geneva:World Health Organization; 2017. Licence: CC BY-NC-SA 3.0 IGO.

Definitions: % of population with depression disorders

Mental health - anxiety disorders

Adults, 2015

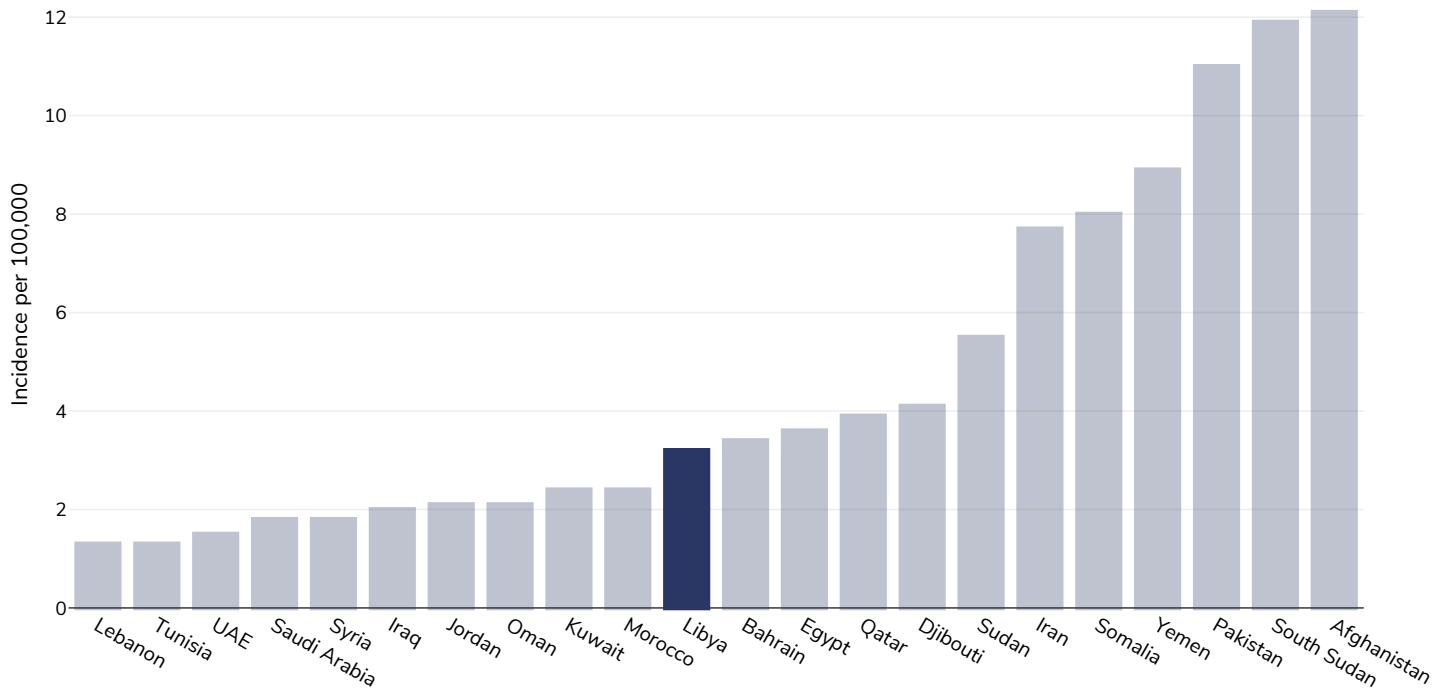


References: Prevalence data from Global Burden of Disease study 2015 (<http://ghdx.healthdata.org>) published in: Depression and Other Common Mental Disorders: Global Health Estimates. Geneva:World Health Organization; 2017. Licence: CC BY-NC-SA 3.0 IGO.

Definitions: % of population with anxiety disorders

Oesophageal cancer

Men, 2020



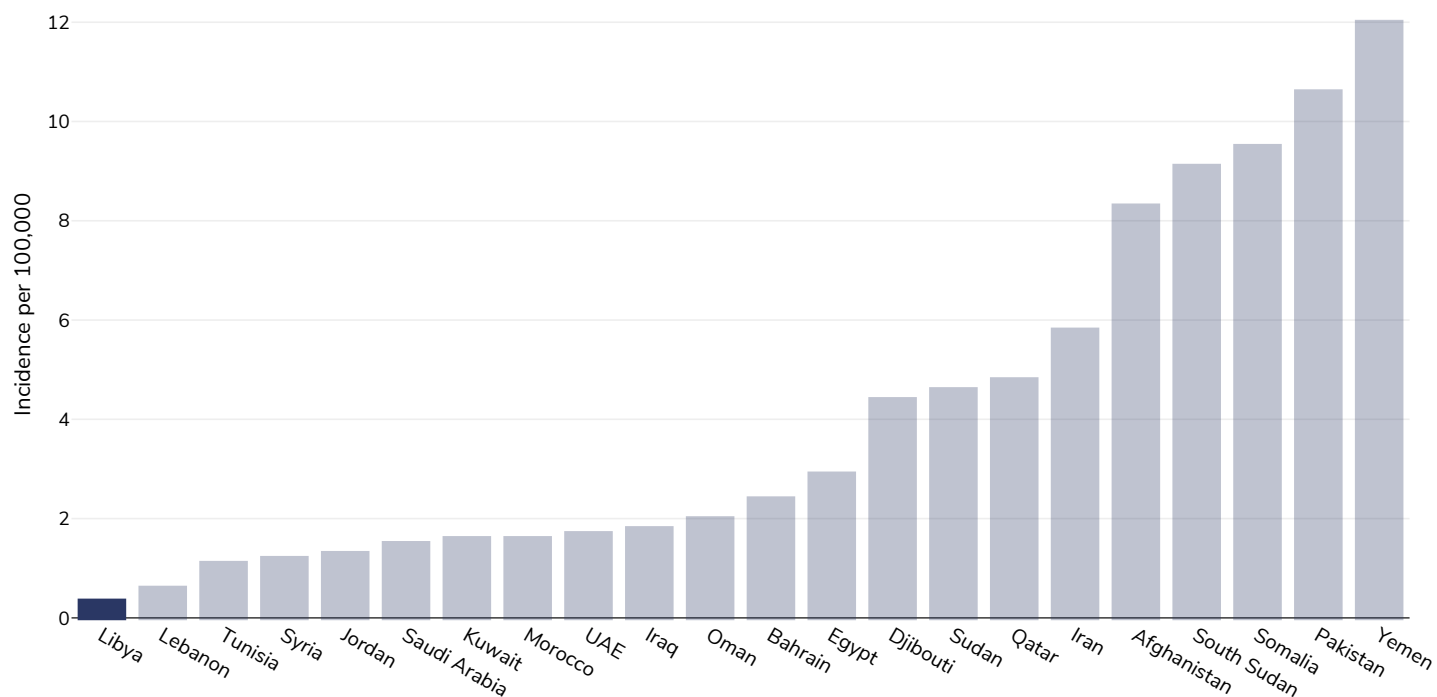
Age: 20+

Area covered: National

References: Ferlay J, Ervik M, Lam F, Colombet M, Mery L, Piñeros M, Znaor A, Soerjomataram I, Bray F (2020). Global Cancer Observatory: Cancer Today. Lyon, France: International Agency for Research on Cancer. Available from: <https://gco.iarc.fr/today>, accessed 10.01.2221

Definitions: Age-standardized incidence rates per 100 000

Women, 2020



Age: 20+

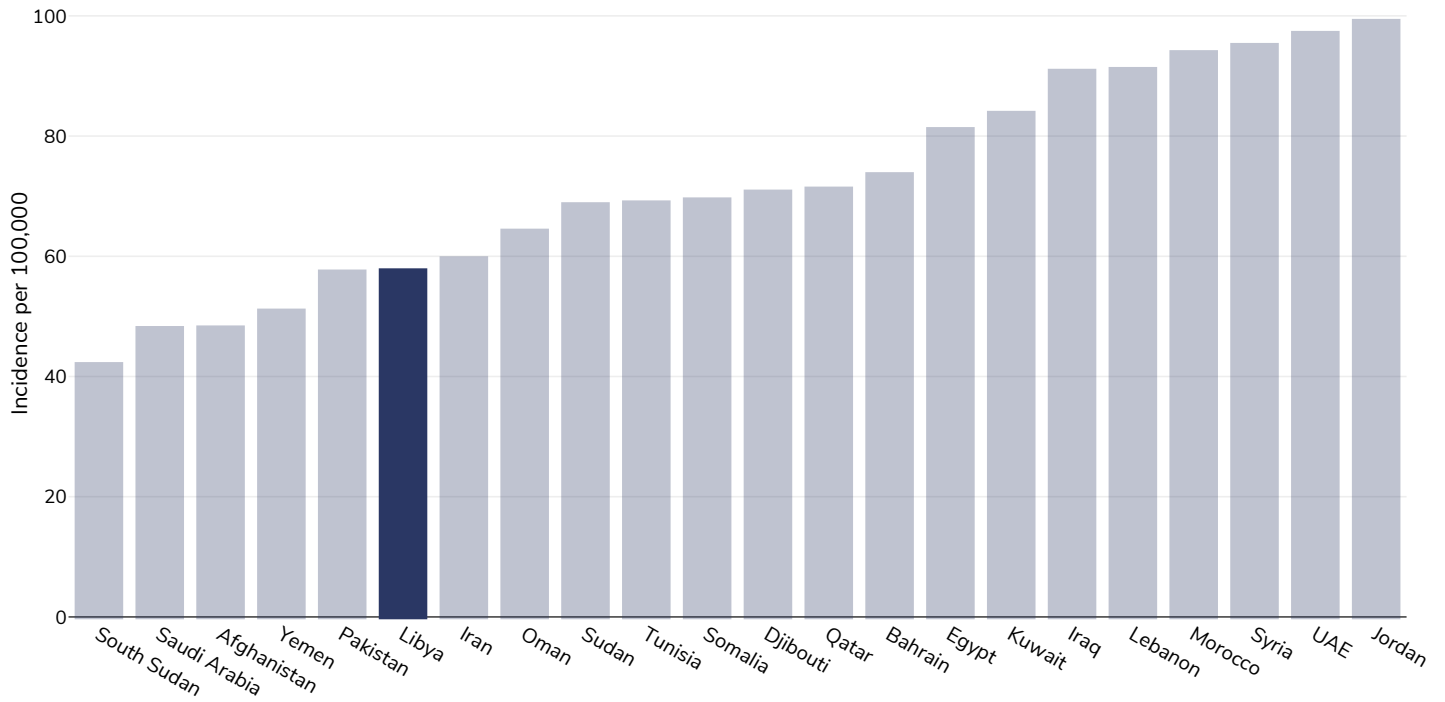
Area covered: National

References: Ferlay J, Ervik M, Lam F, Colombet M, Mery L, Piñeros M, Znaor A, Soerjomataram I, Bray F (2020). Global Cancer Observatory: Cancer Today. Lyon, France: International Agency for Research on Cancer. Available from: <https://gco.iarc.fr/today>, accessed 10.01.2221

Definitions: Age-standardized incidence rates per 100 000

Breast cancer

Women, 2020



Age: 20+

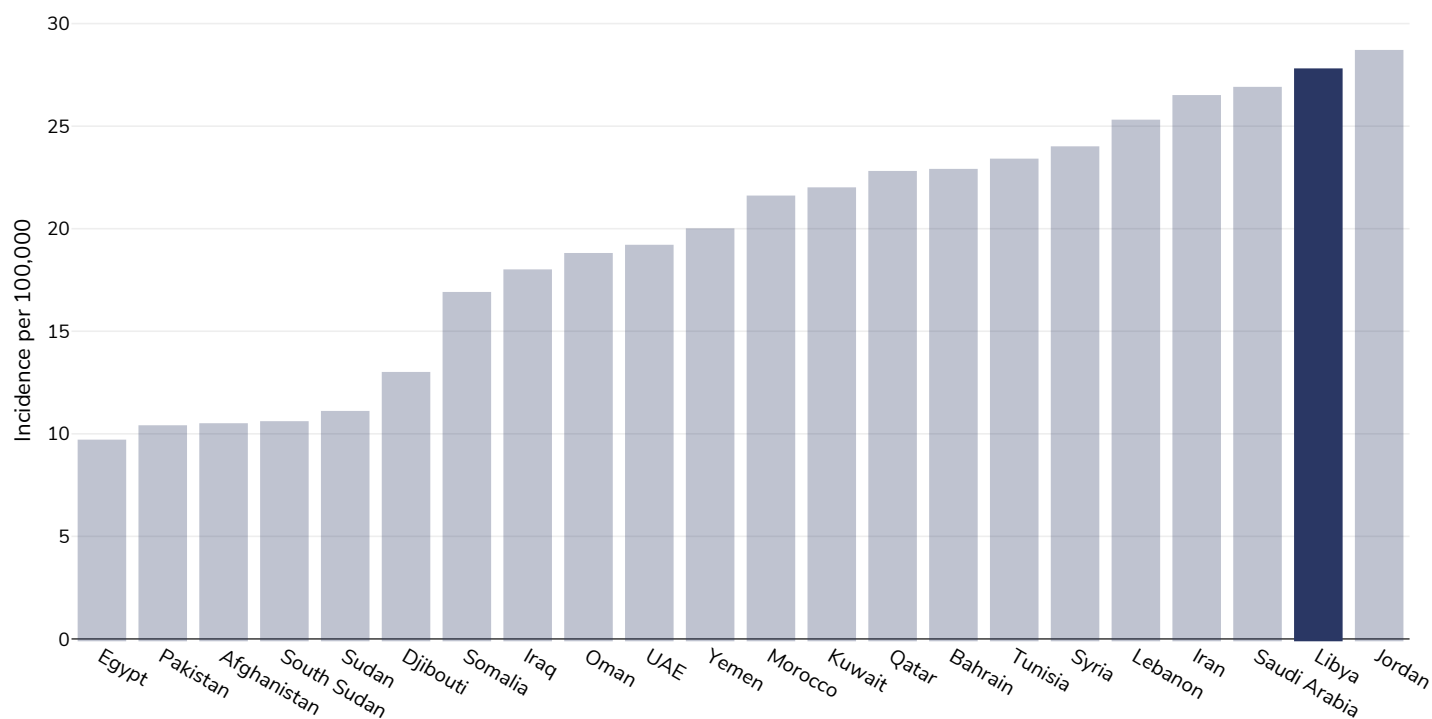
Area covered: National

References: Ferlay J, Ervik M, Lam F, Colombet M, Mery L, Piñeros M, Znaor A, Soerjomataram I, Bray F (2020). Global Cancer Observatory: Cancer Today. Lyon, France: International Agency for Research on Cancer. Available from: <https://gco.iarc.fr/today>, accessed 10.01.2221

Definitions: Age-standardized incidence rates per 100 000

Colorectal cancer

Men, 2020



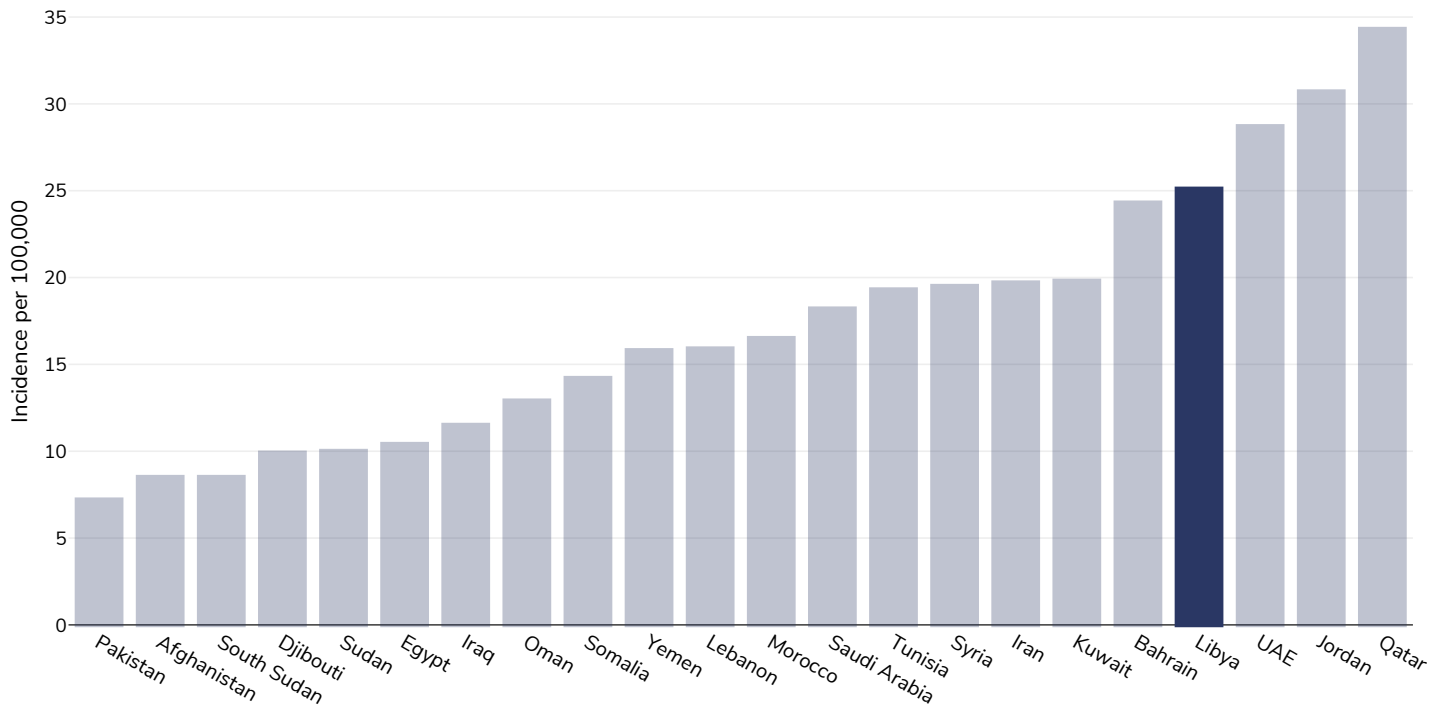
Age: 20+

Area covered: National

References: Ferlay J, Ervik M, Lam F, Colombet M, Mery L, Piñeros M, Znaor A, Soerjomataram I, Bray F (2020). Global Cancer Observatory: Cancer Today. Lyon, France: International Agency for Research on Cancer. Available from: <https://gco.iarc.fr/today>, accessed 10.01.2221

Definitions: Age-standardized incidence rates per 100 000

Women, 2020



Age: 20+

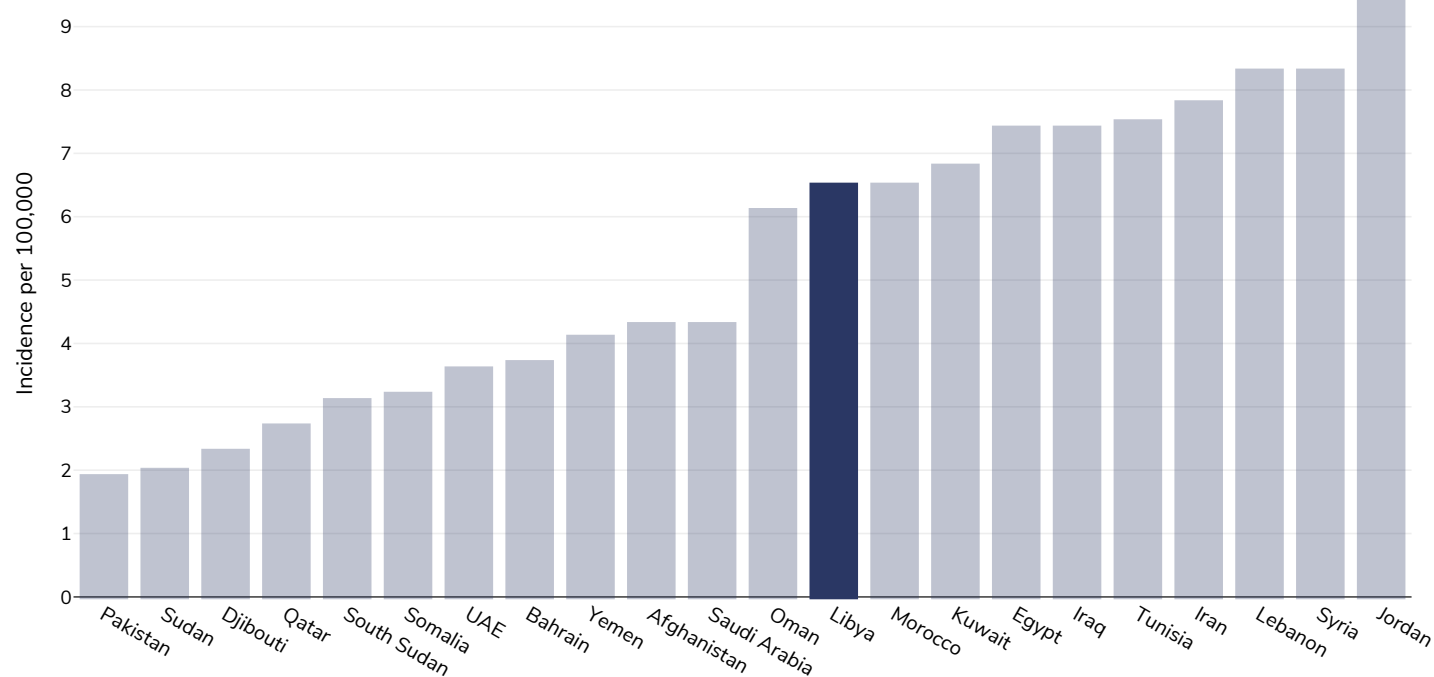
Area covered: National

References: Ferlay J, Ervik M, Lam F, Colombet M, Mery L, Piñeros M, Znaor A, Soerjomataram I, Bray F (2020). Global Cancer Observatory: Cancer Today. Lyon, France: International Agency for Research on Cancer. Available from: <https://gco.iarc.fr/today>, accessed 10.01.2221

Definitions: Age-standardized incidence rates per 100 000

Pancreatic cancer

Men, 2020



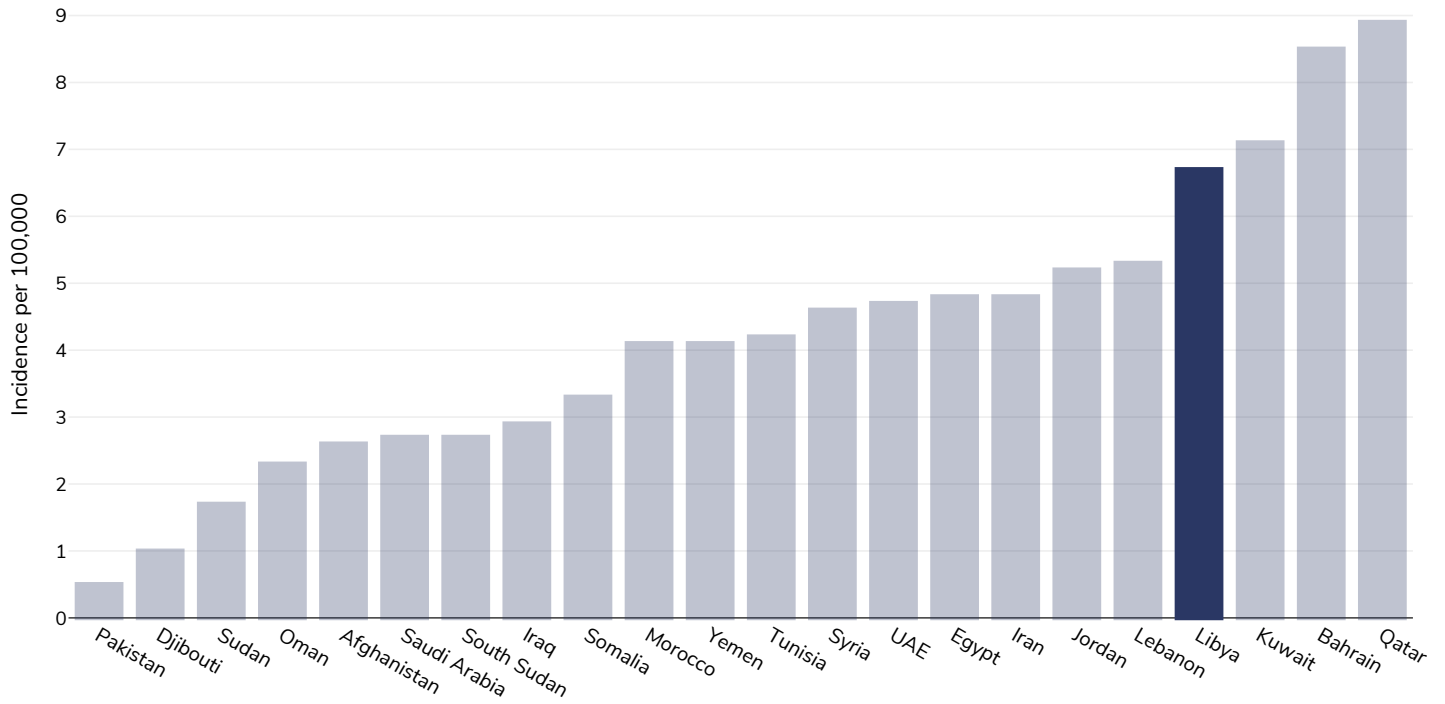
Age: 20+

Area covered: National

References: Ferlay J, Ervik M, Lam F, Colombet M, Mery L, Piñeros M, Znaor A, Soerjomataram I, Bray F (2020). Global Cancer Observatory: Cancer Today. Lyon, France: International Agency for Research on Cancer. Available from: <https://gco.iarc.fr/today>, accessed 10.01.2221

Definitions: Age-standardized incidence rates per 100 000

Women, 2020



Age: 20+

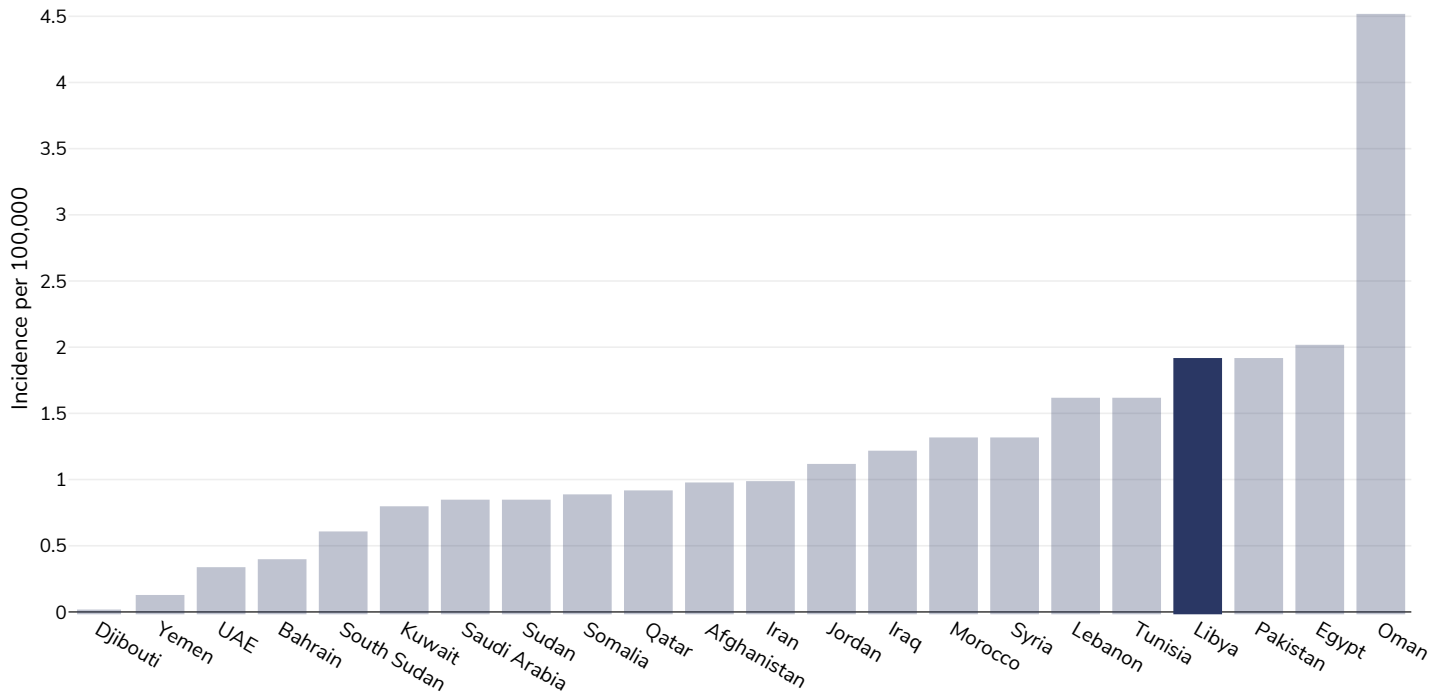
Area covered: National

References: Ferlay J, Ervik M, Lam F, Colombet M, Mery L, Piñeros M, Znaor A, Soerjomataram I, Bray F (2020). Global Cancer Observatory: Cancer Today. Lyon, France: International Agency for Research on Cancer. Available from: <https://gco.iarc.fr/today>, accessed 10.01.2221

Definitions: Age-standardized incidence rates per 100 000

Gallbladder cancer

Men, 2020



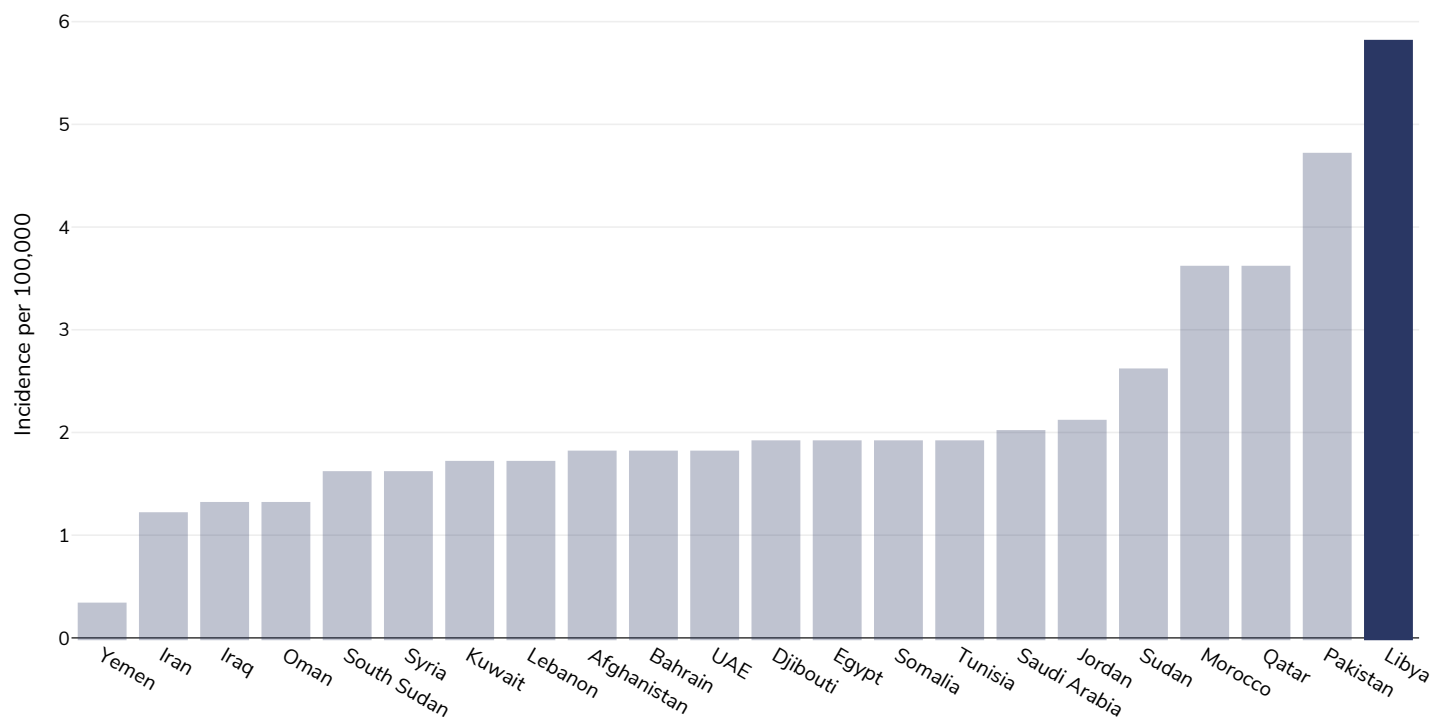
Age: 20+

Area covered: National

References: Ferlay J, Ervik M, Lam F, Colombet M, Mery L, Piñeros M, Znaor A, Soerjomataram I, Bray F (2020). Global Cancer Observatory: Cancer Today. Lyon, France: International Agency for Research on Cancer. Available from: <https://gco.iarc.fr/today>, accessed 10.01.2221

Definitions: Age-standardized incidence rates per 100 000

Women, 2020



Age: 20+

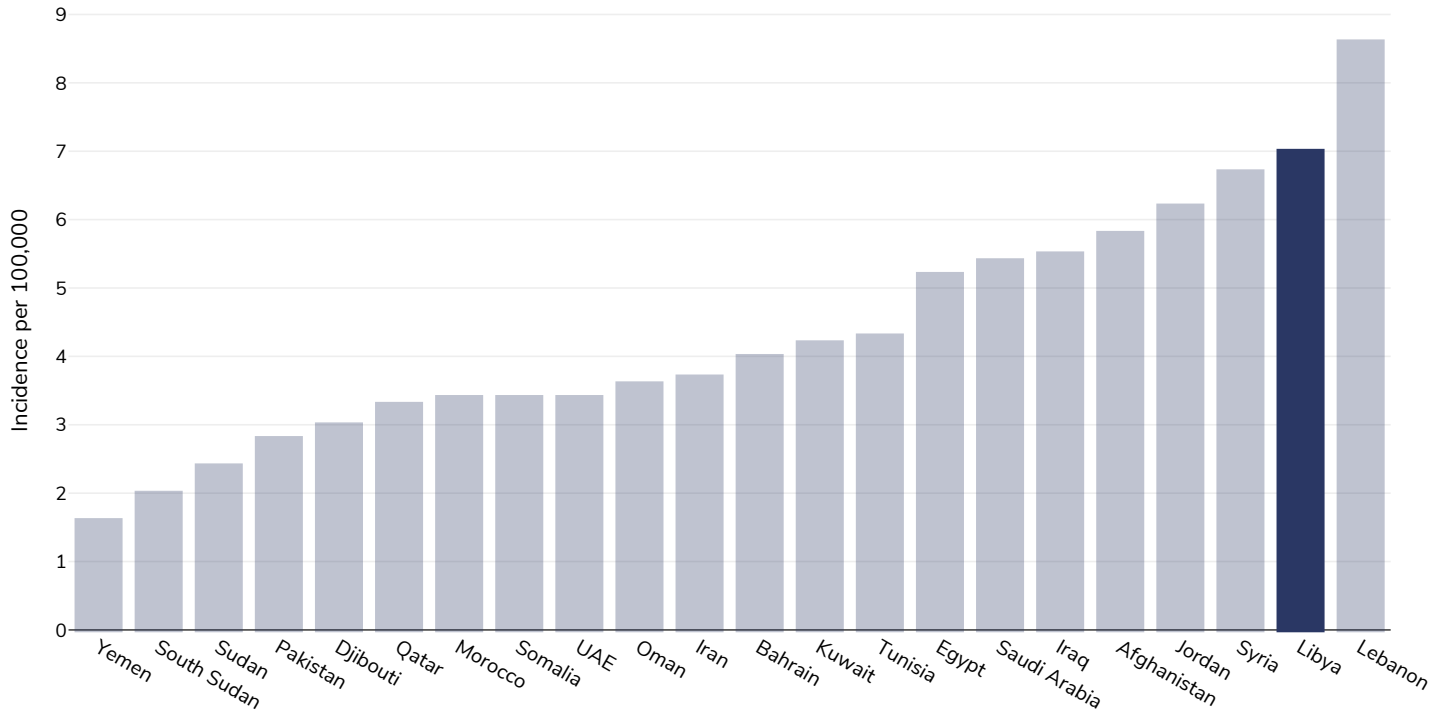
Area covered: National

References: Ferlay J, Ervik M, Lam F, Colombet M, Mery L, Piñeros M, Znaor A, Soerjomataram I, Bray F (2020). Global Cancer Observatory: Cancer Today. Lyon, France: International Agency for Research on Cancer. Available from: <https://gco.iarc.fr/today>, accessed 10.01.2221

Definitions: Age-standardized incidence rates per 100 000

Kidney cancer

Men, 2020



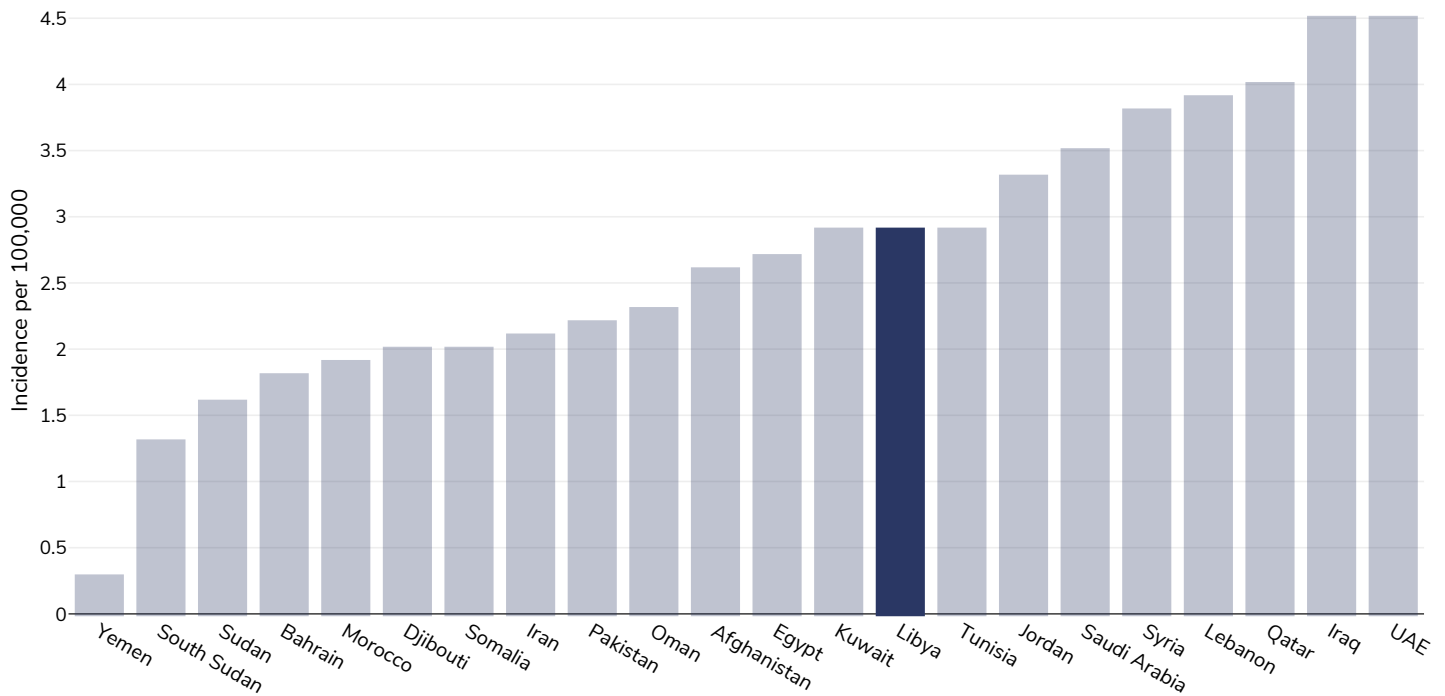
Age: 20+

Area covered: National

References: Ferlay J, Ervik M, Lam F, Colombet M, Mery L, Piñeros M, Znaor A, Soerjomataram I, Bray F (2020). Global Cancer Observatory: Cancer Today. Lyon, France: International Agency for Research on Cancer. Available from: <https://gco.iarc.fr/today>, accessed 10.01.2221

Definitions: Age-standardized incidence rates per 100 000

Women, 2020



Age: 20+

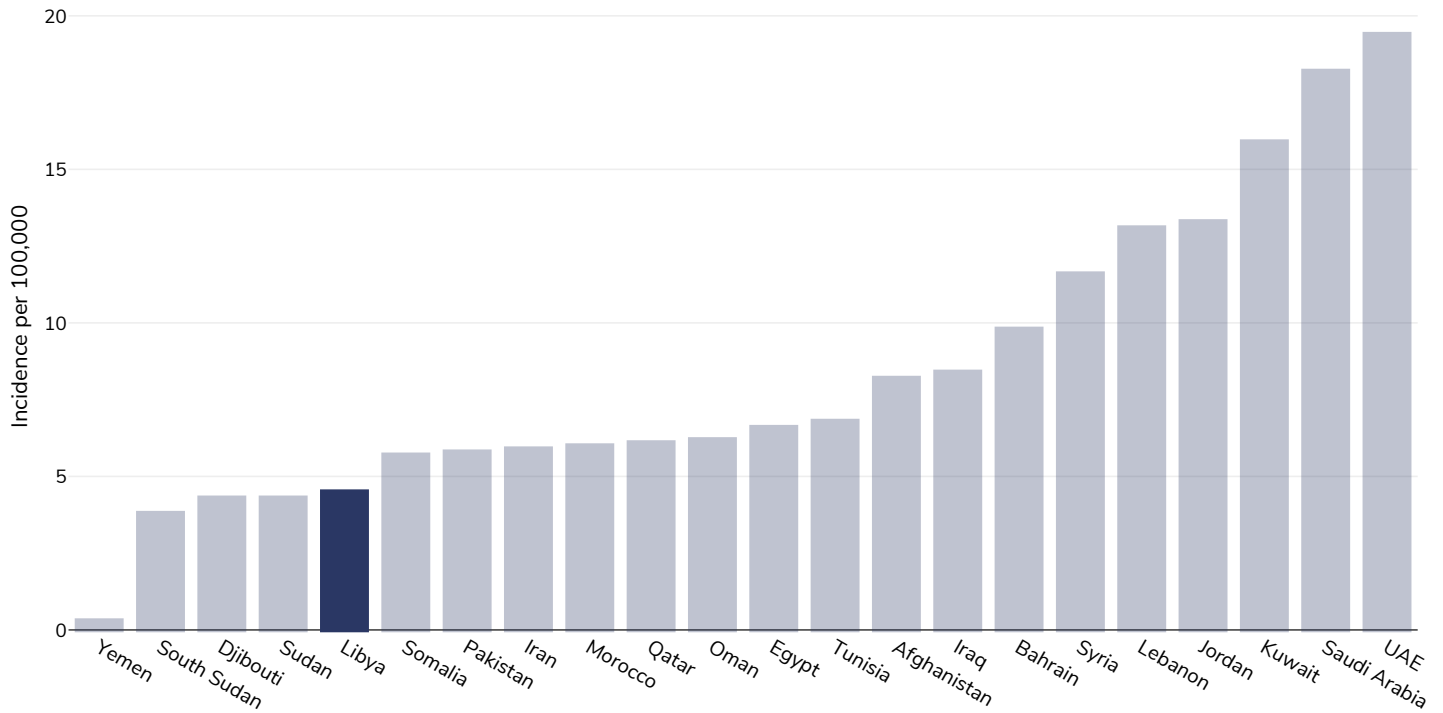
Area covered: National

References: Ferlay J, Ervik M, Lam F, Colombet M, Mery L, Piñeros M, Znaor A, Soerjomataram I, Bray F (2020). Global Cancer Observatory: Cancer Today. Lyon, France: International Agency for Research on Cancer. Available from: <https://gco.iarc.fr/today>, accessed 10.01.2221

Definitions: Age-standardized incidence rates per 100 000

Cancer of the uterus

Women, 2020



Age: 20+

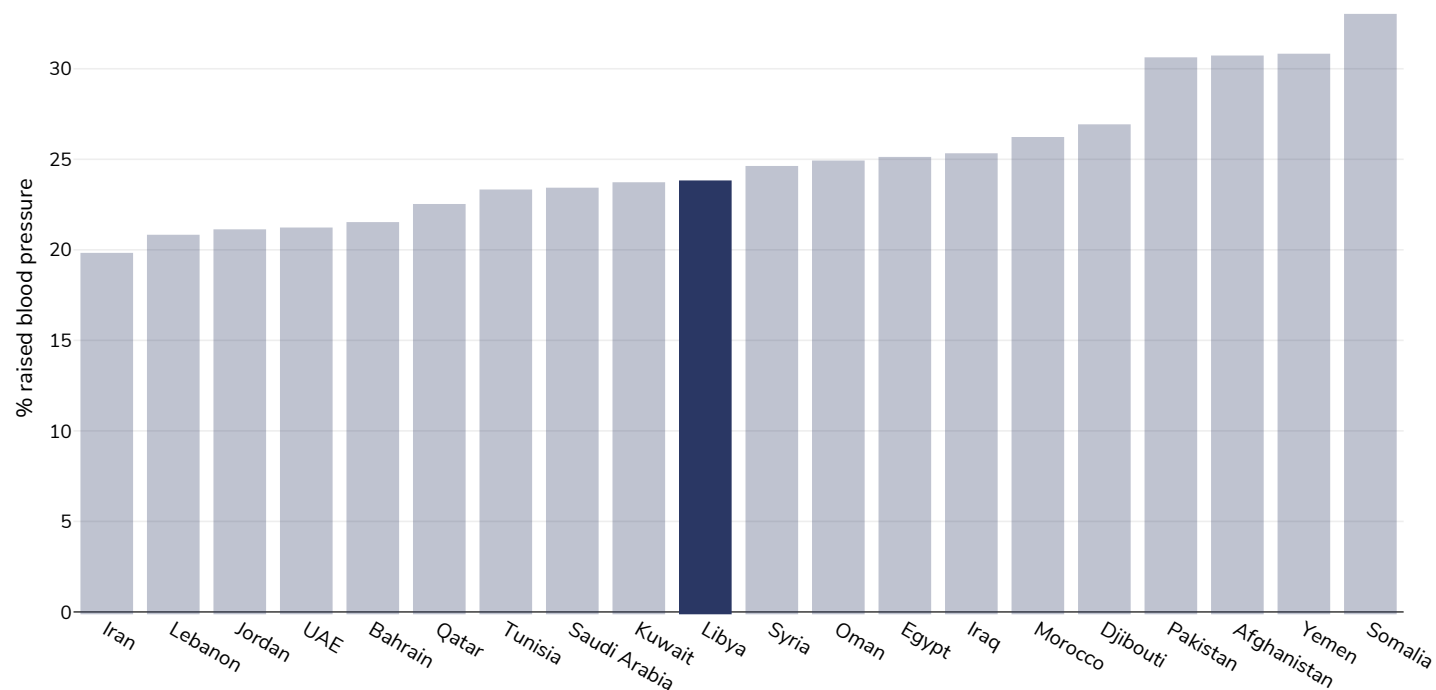
Area covered: National

References: Ferlay J, Ervik M, Lam F, Colombet M, Mery L, Piñeros M, Znaor A, Soerjomataram I, Bray F (2020). Global Cancer Observatory: Cancer Today. Lyon, France: International Agency for Research on Cancer. Available from: <https://gco.iarc.fr/today>, accessed 10.01.2221

Definitions: Age-standardized incidence rates per 100 000

Raised blood pressure

Adults, 2015



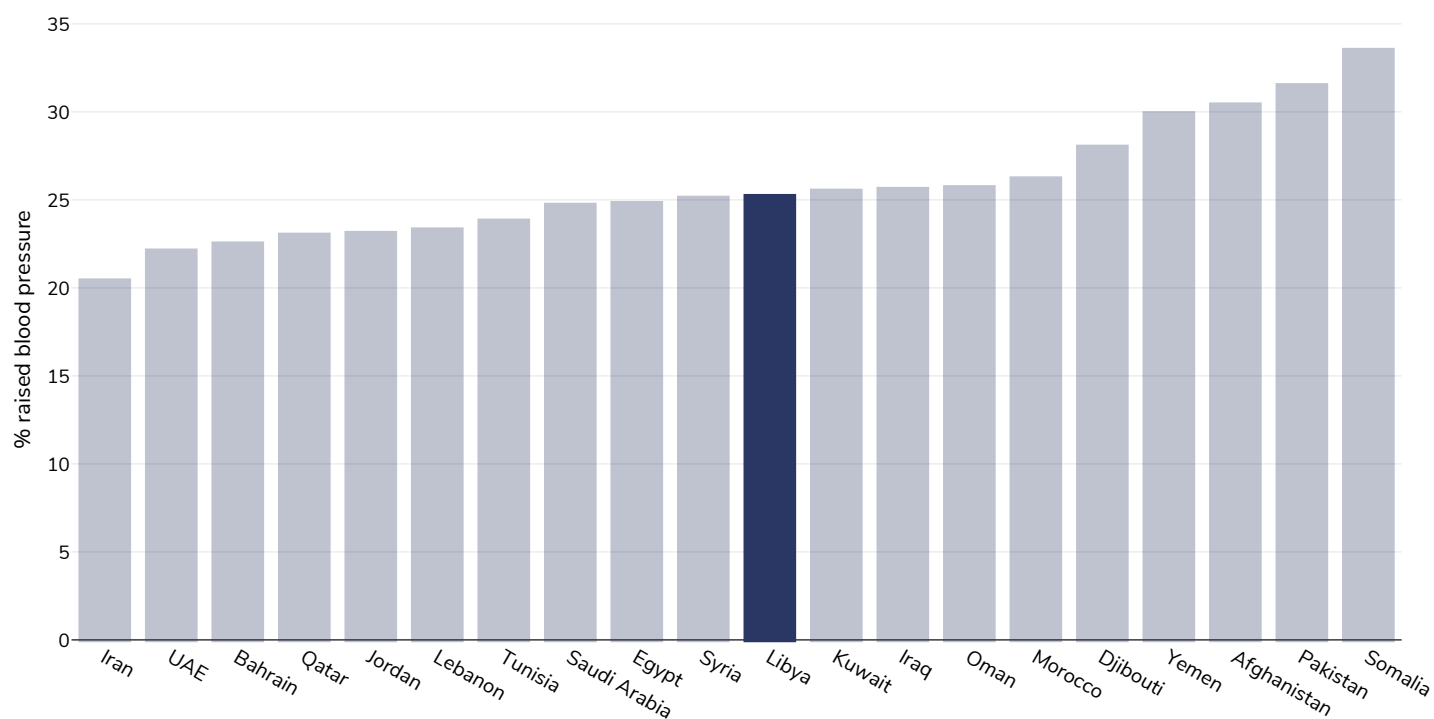
References:

Global Health Observatory data repository, World Health Organisation,
<http://apps.who.int/gho/data/node.main.A875?lang=en>

Definitions:

Age Standardised estimated % Raised blood pressure 2015 (SBP \geq 140 OR DBP \geq 90).

Men, 2015



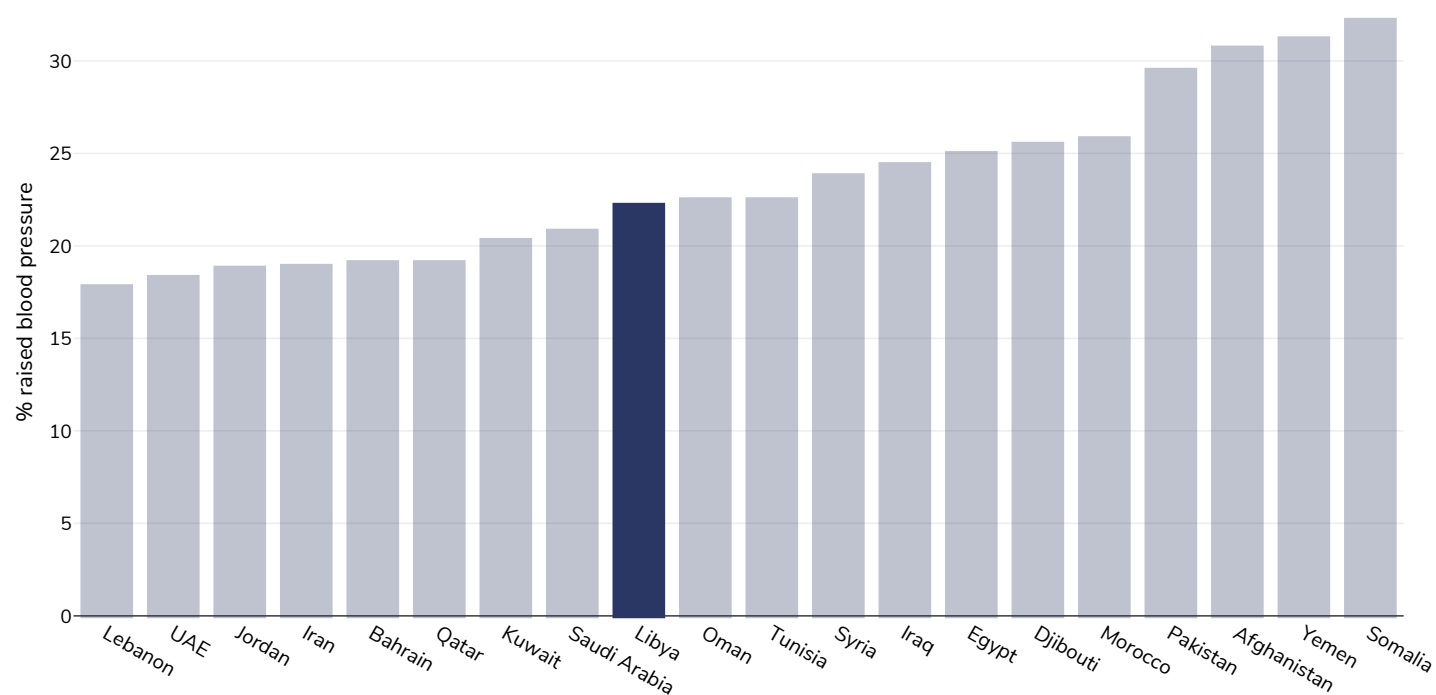
References:

Global Health Observatory data repository, World Health Organisation,
<http://apps.who.int/gho/data/node.main.A875?lang=en>

Definitions:

Age Standardised estimated % Raised blood pressure 2015 (SBP \geq 140 OR DBP \geq 90).

Women, 2015



References:

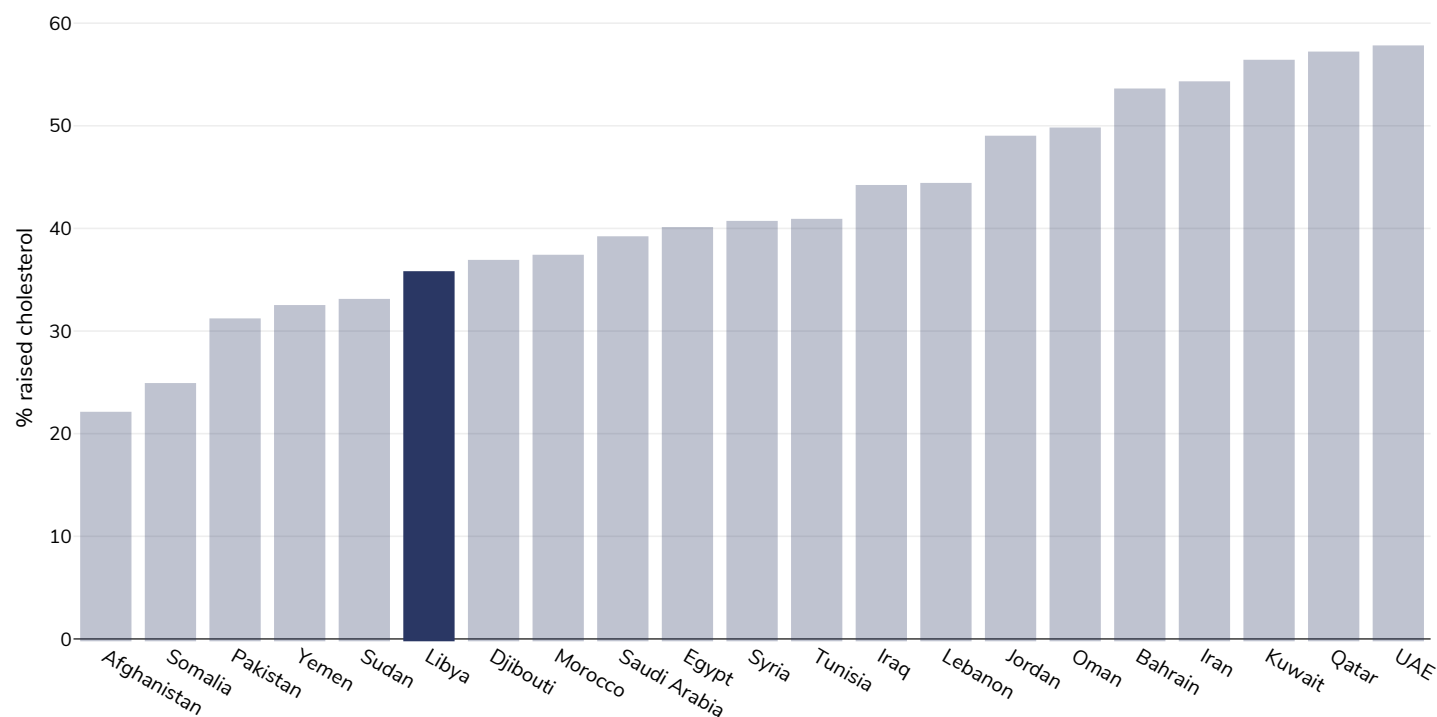
Global Health Observatory data repository, World Health Organisation,
<http://apps.who.int/gho/data/node.main.A875?lang=en>

Definitions:

Age Standardised estimated % Raised blood pressure 2015 (SBP \geq 140 OR DBP \geq 90).

Raised cholesterol

Adults, 2008



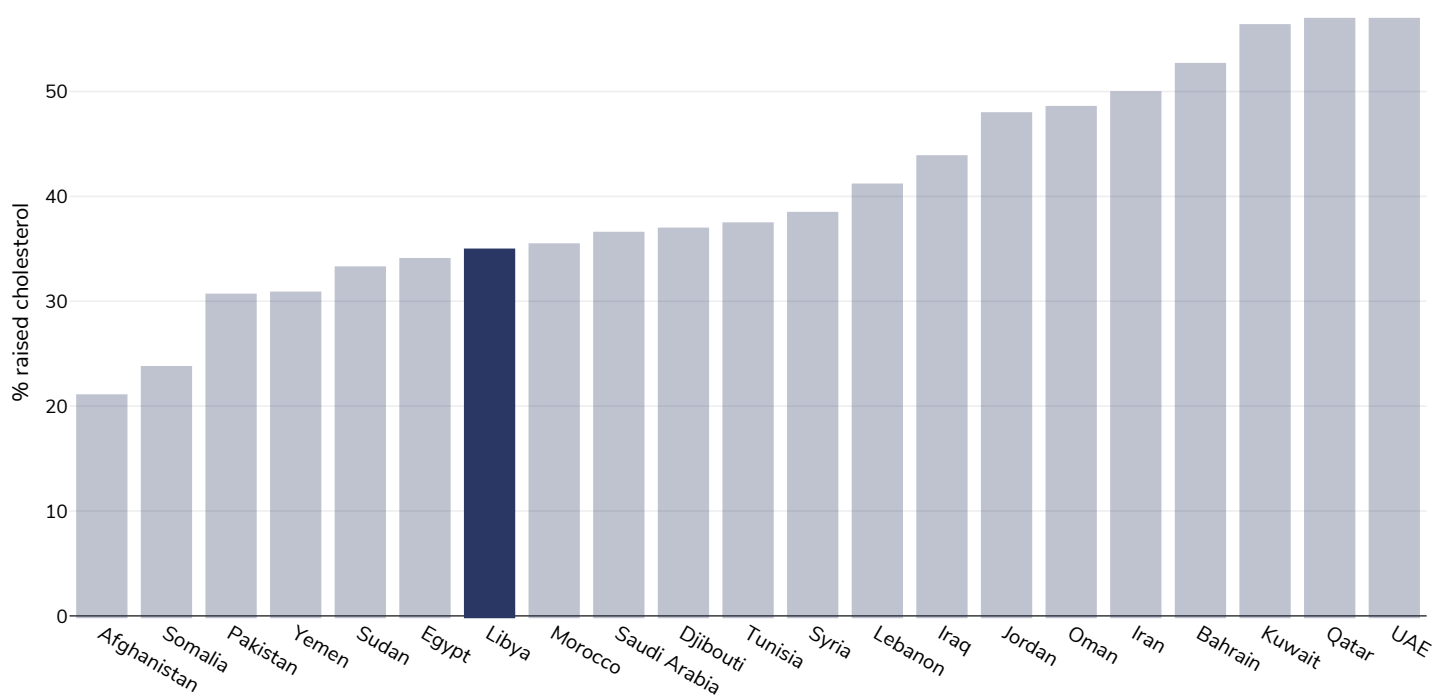
References:

Global Health Observatory data repository, World Health Organisation,
<http://apps.who.int/gho/data/node.main.A885>

Definitions:

% Raised total cholesterol (≥ 5.0 mmol/L) (age-standardized estimate).

Men, 2008



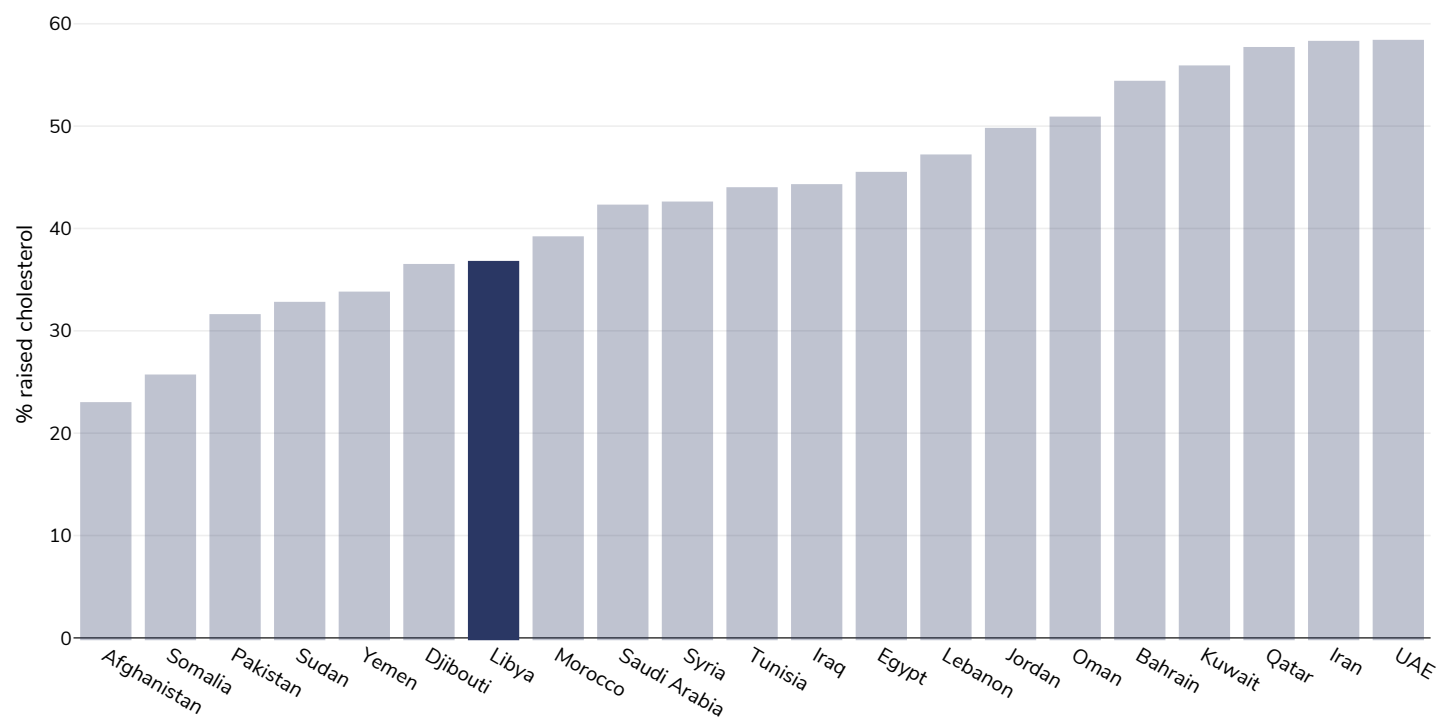
References:

Global Health Observatory data repository, World Health Organisation,
<http://apps.who.int/gho/data/node.main.A885>

Definitions:

% Raised total cholesterol (≥ 5.0 mmol/L) (age-standardized estimate).

Women, 2008



References:

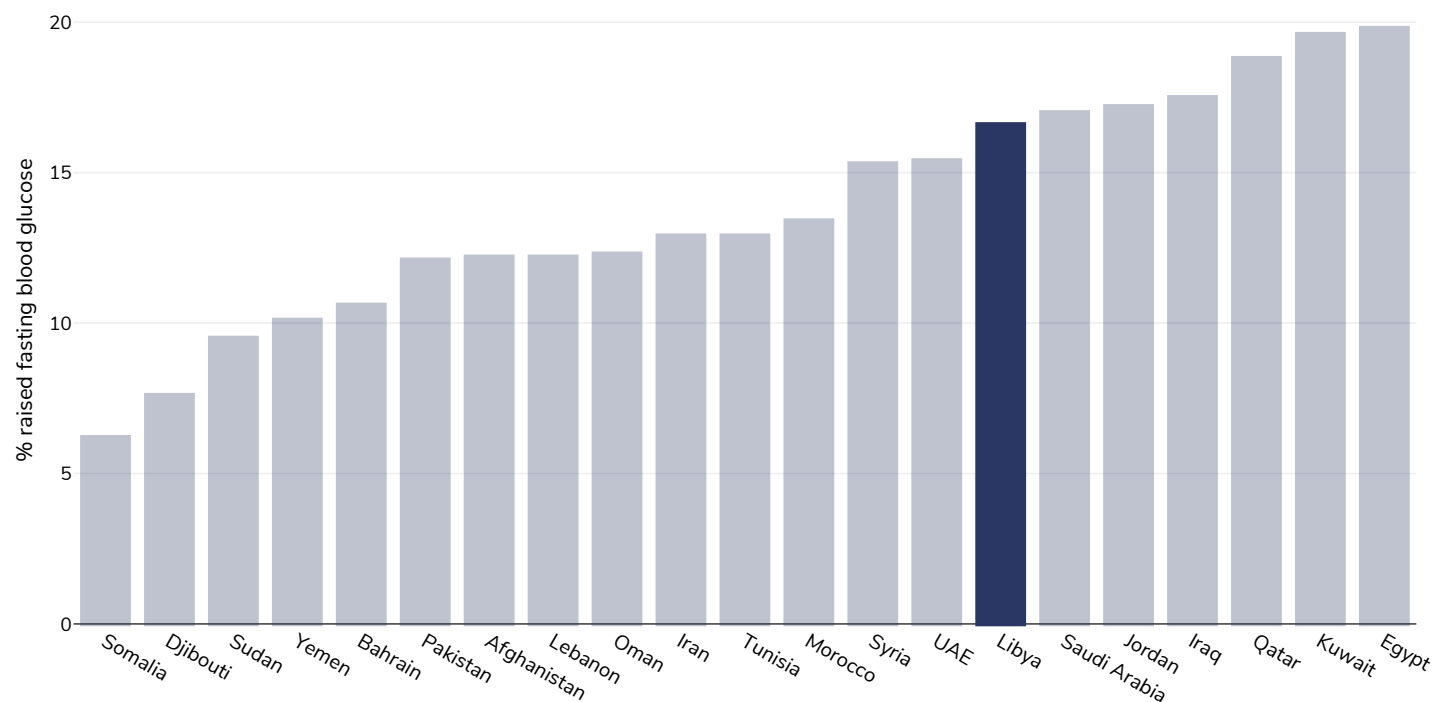
Global Health Observatory data repository, World Health Organisation,
<http://apps.who.int/gho/data/node.main.A885>

Definitions:

% Raised total cholesterol (≥ 5.0 mmol/L) (age-standardized estimate).

Raised fasting blood glucose

Men, 2014



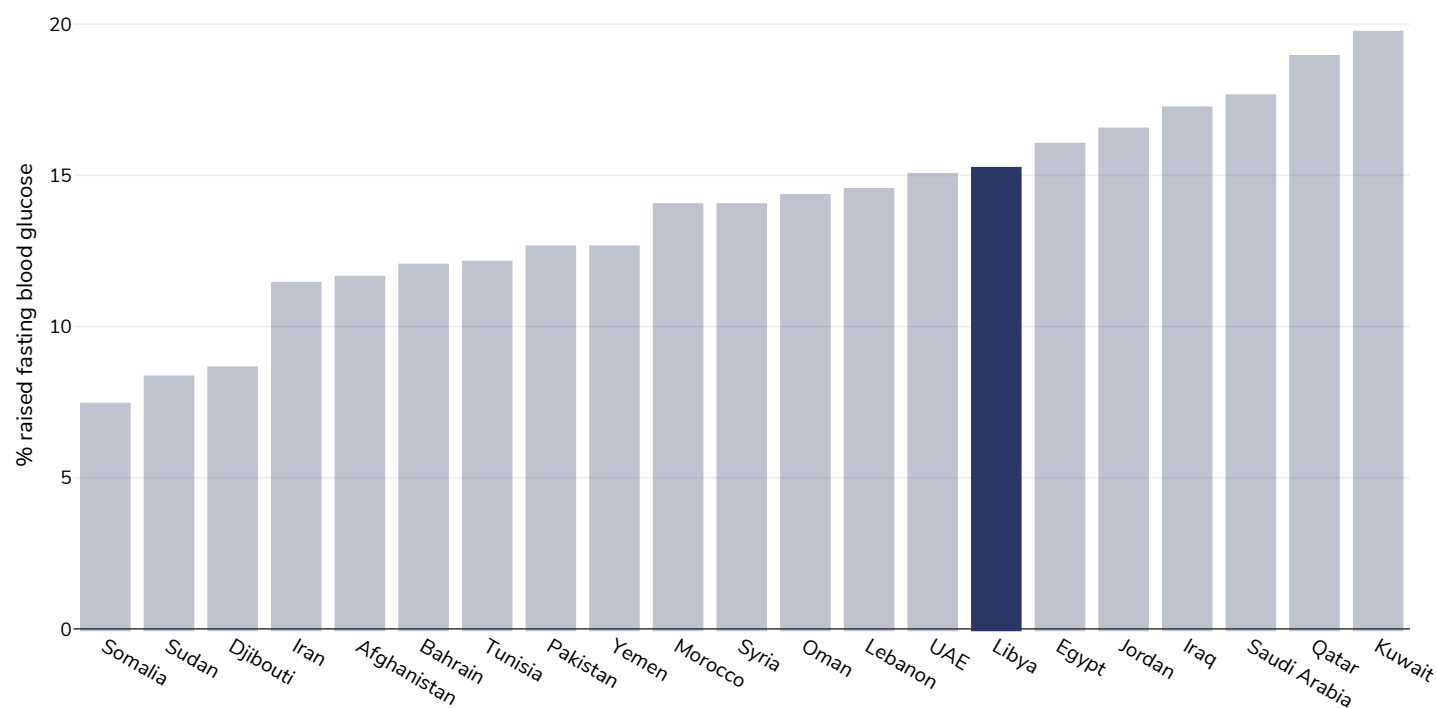
References:

Global Health Observatory data repository, World Health Organisation,
<http://apps.who.int/gho/data/node.main.A869?lang=en>

Definitions:

Age Standardised % raised fasting blood glucose (≥ 7.0 mmol/L or on medication).

Women, 2014



References:

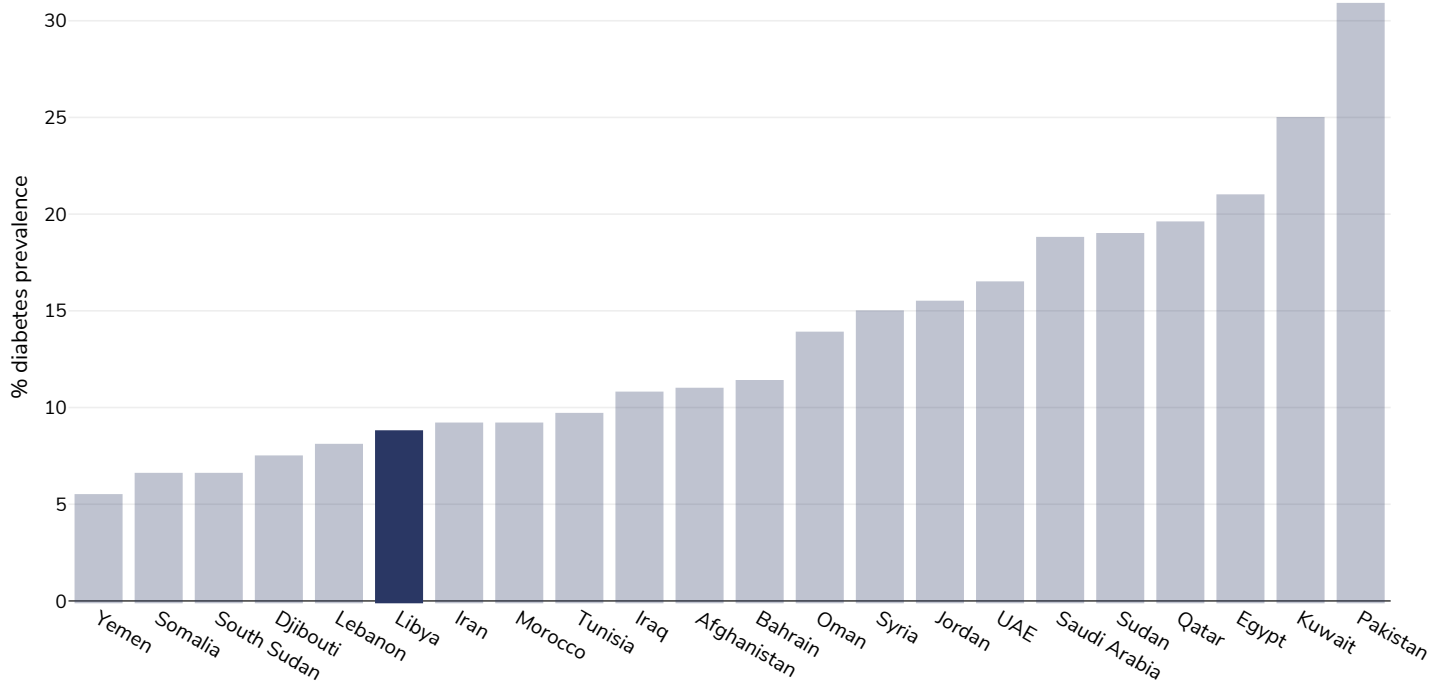
Global Health Observatory data repository, World Health Organisation,
<http://apps.who.int/gho/data/node.main.A869?lang=en>

Definitions:

Age Standardised % raised fasting blood glucose (≥ 7.0 mmol/L or on medication).

Diabetes prevalence

Adults, 2021



Age: 20-79

Area covered: National

References: Reproduced with kind permission International Diabetes Federation. IDF Diabetes Atlas, 10th edn. Brussels, Belgium:International Diabetes Federation, 2021. <http://www.diabetesatlas.org>

Definitions: Age-adjusted comparative prevalence of diabetes, %

Contextual factors

Disclaimer: These contextual factors should be interpreted with care. Results are updated as regularly as possible and use very specific criteria. The criteria used and full definitions are available for download at the bottom of this page.



Labelling

Is there mandatory nutrition labelling?	X
Front-of-package labelling?	X
Back-of-pack nutrition declaration?	X
Color coding?	X
Warning label?	X



Regulation and marketing

Are there fiscal policies on unhealthy products?	X
Tax on unhealthy foods?	X
Tax on unhealthy drinks?	X
Are there fiscal policies on healthy products?	X
Subsidy on fruits?	X
Subsidy on vegetables?	X
Subsidy on other healthy products?	X
Mandatory limit or ban of trans fat (all settings)?	X
Mandatory limit of trans fats in place (all settings)?	X
Ban on trans-fats or phos in place (all settings)?	X
Are there any mandatory policies/marketing restrictions on the promotion of unhealthy food/drinks to children?	X
Mandatory restriction on broadcast media?	X
Mandatory restriction on non-broadcast media?	X
Voluntary policies/marketing restrictions on the promotion of unhealthy food/drinks to children?	X
Are there mandatory standards for food in schools?	X
Are there any mandatory nutrient limits in any manufactured food products?	X
Nutrition standards for public sector procurement?	X



Political will and support

National obesity strategy or nutrition and physical activity national strategy?	✗
National obesity strategy?	✗
National childhood obesity strategy?	✗
Comprehensive nutrition strategy?	✗
Comprehensive physical activity strategy?	✗
Evidence-based dietary guidelines and/or RDAs?	✗
National target(s) on reducing obesity?	✗
Guidelines/policy on obesity treatment?	✗
Promotion of breastfeeding?	?



Monitoring and surveillance

Monitoring of the prevalence and incidence for the main obesity-related NCDs and risk factors?	✓
Within 5 years?	✗



Governance and resource

Multi-sectoral national co-ordination mechanism for obesity or nutrition (including obesity)?	✗
---	---

Key

Present
 Present (voluntary)
 Incoming
 Absent
 Unknown

Last updated September 13, 2022

PDF created on September 19, 2023