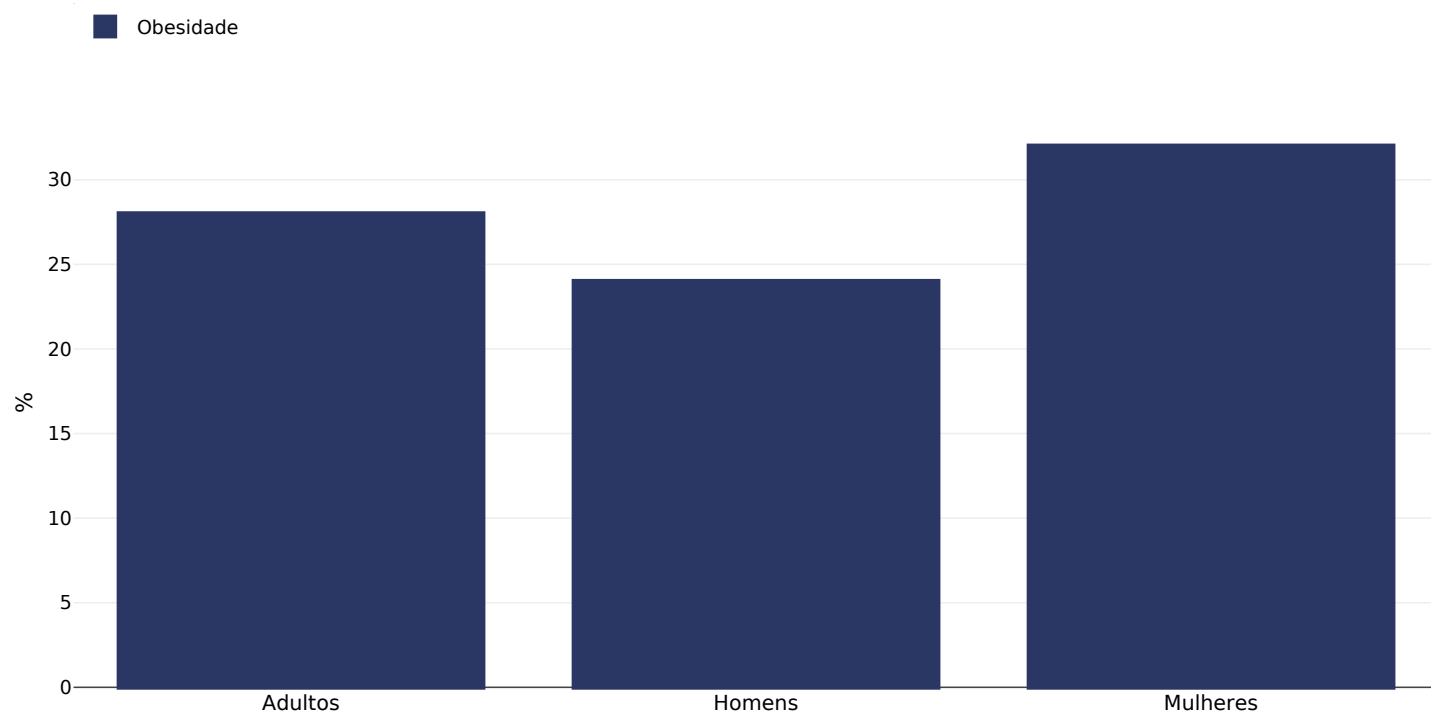


Report card Gronelândia



Prevalência de obesidade

Adultos, 2018



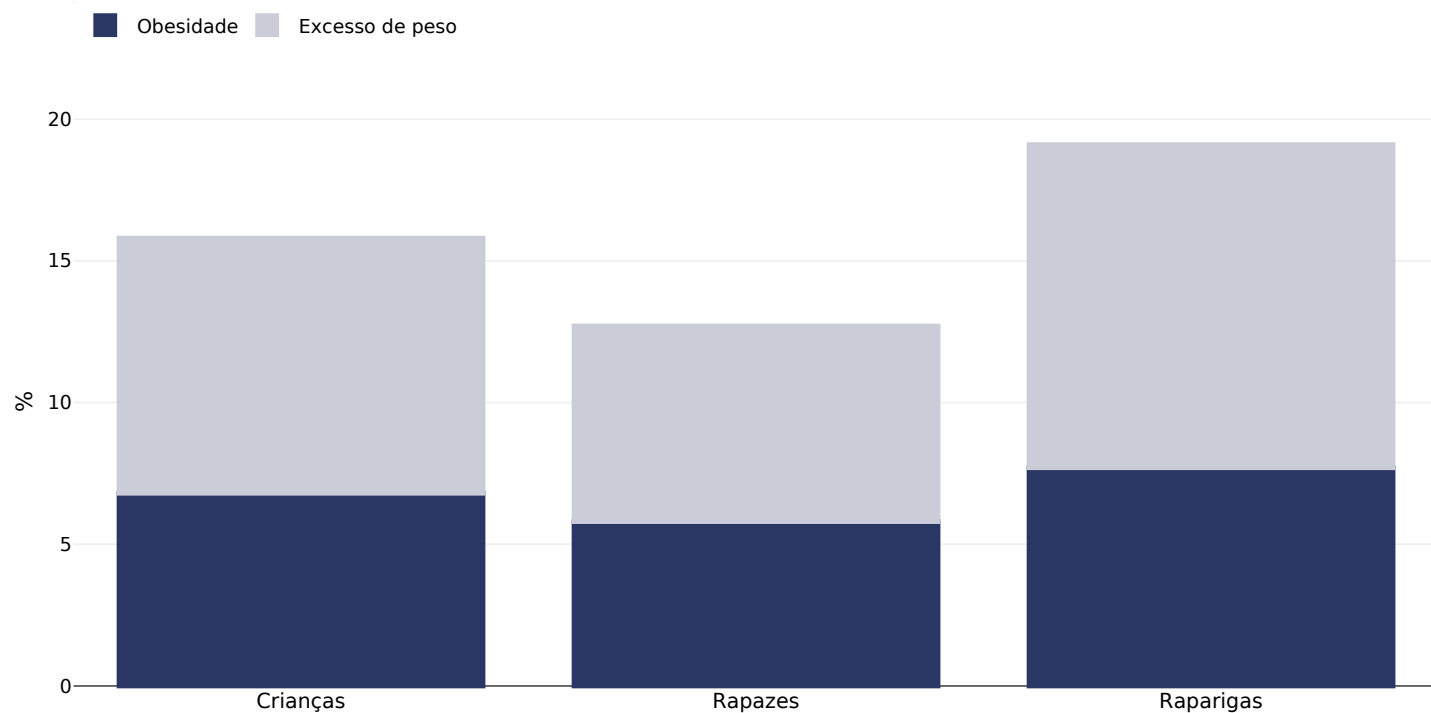
Tipo de inquérito:	Medido
Idade:	15-94
Tamanho da amostra:	2539
Área abrangida:	Nacional

Referências: Larsen CVL, Hansen CD, Igemann C et al. Befolkningsundersøgelsen i Grønland 2018. - Levevilkår, livsstil og helbred. Oversigt over indikatorer for folkesundheden. Statens Institute for Folkesundhed

Notas: NB. Total adults taken as an average of male & female. Worldbank unable to provide male/female ratio for Greenland 50% therefore assumed.

Salvo indicação em contrário, o excesso de peso refere-se a um IMC entre 25 kg e 29,9 kg/m², a obesidade refere-se a um IMC superior a 30 kg/m².

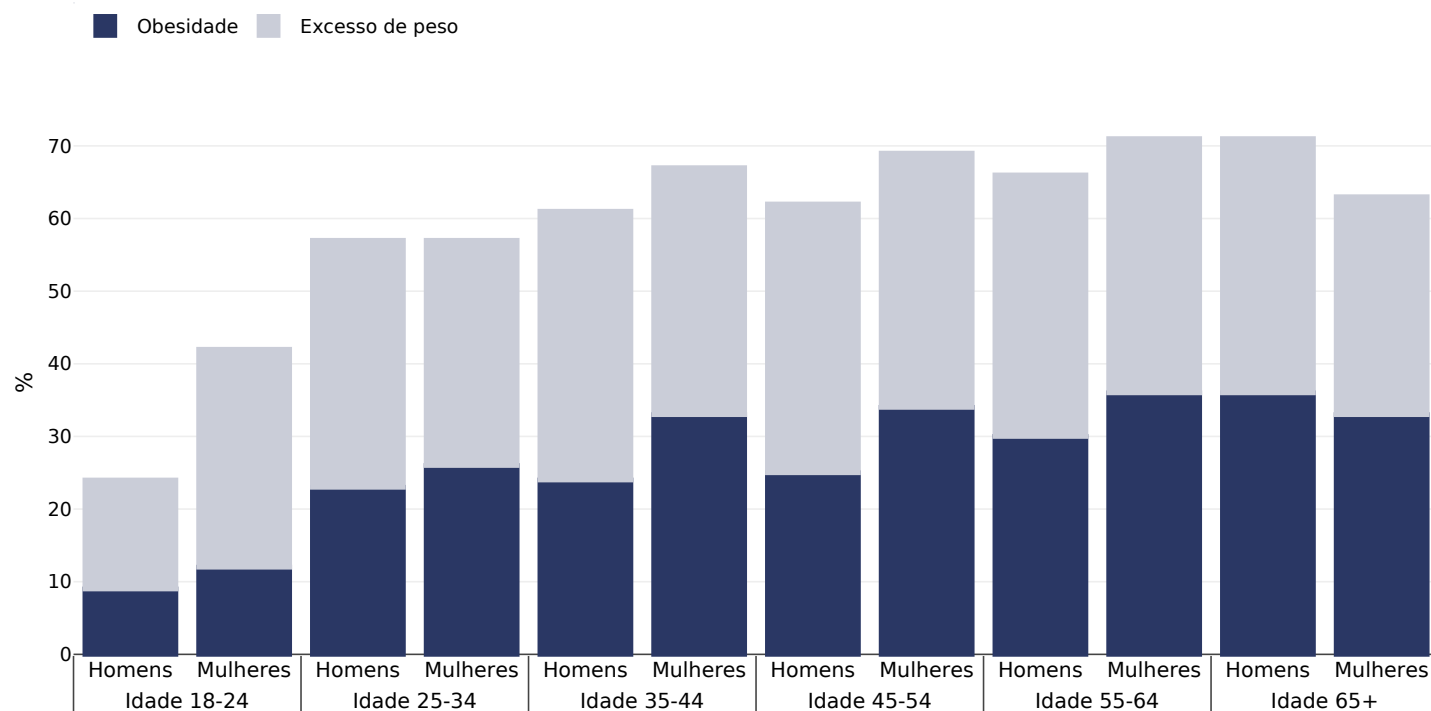
Crianças, 2011



Tipo de inquérito:	Medido
Idade:	6
Tamanho da amostra:	842
Área abrangida:	Nacional
Referências:	Rex KF, Larsen NH, Rex H, Niclasen B, Pedersen ML. A national study on weight classes among children in Greenland at school entry. <i>nt J Circumpolar Health</i> . 2014 Oct 20;73. doi: 10.3402/ijch.v73.25537. eCollection 2014.
Cutoffs:	IOTF

Excesso de peso/obesidade por idade

Adultos, 2014



Tipo de inquérito: Medido

Tamanho da amostra: 2102

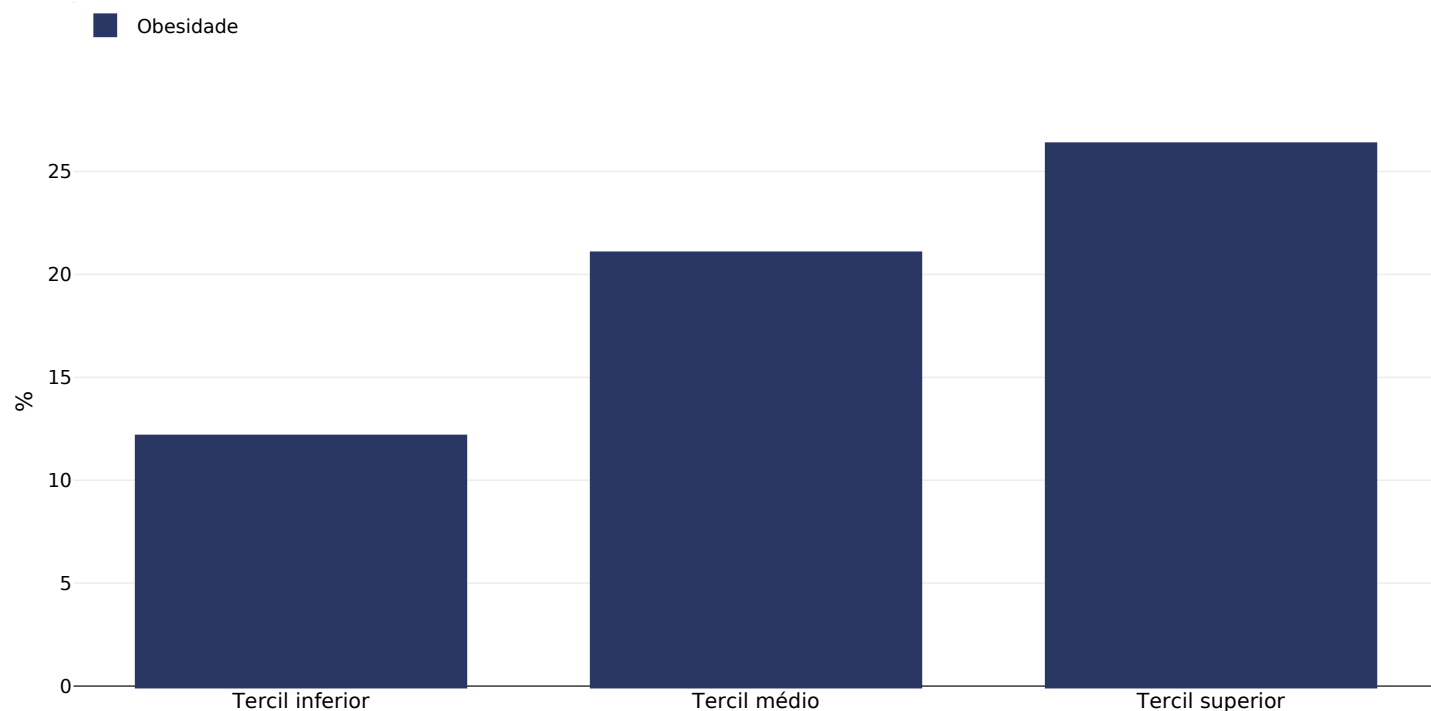
Área abrangida: Nacional

Referências: Dahl-Petersen IK, Larsen CVL, Nielsen NO, Jørgensen ME, Bjerregaard P. Befolkningsundersøgelsen i Grønland 2014. Levevilkår, livsstil og helbred. København og Nuuk [Population health survey in Greenland 2014—living conditions, life style and health. In Danish and Greenlandic]. Copenhagen and Nuuk: National Institute of Public Health and Government of Greenland; 2016.

Salvo indicação em contrário, o excesso de peso refere-se a um IMC entre 25 kg e 29,9 kg/m², a obesidade refere-se a um IMC superior a 30 kg/m².

Excesso de peso/obesidade por grupo socioeconómico

Homens, 2005-2010



Tipo de inquérito: Medido

Idade: 18+

Tamanho da amostra: 2757

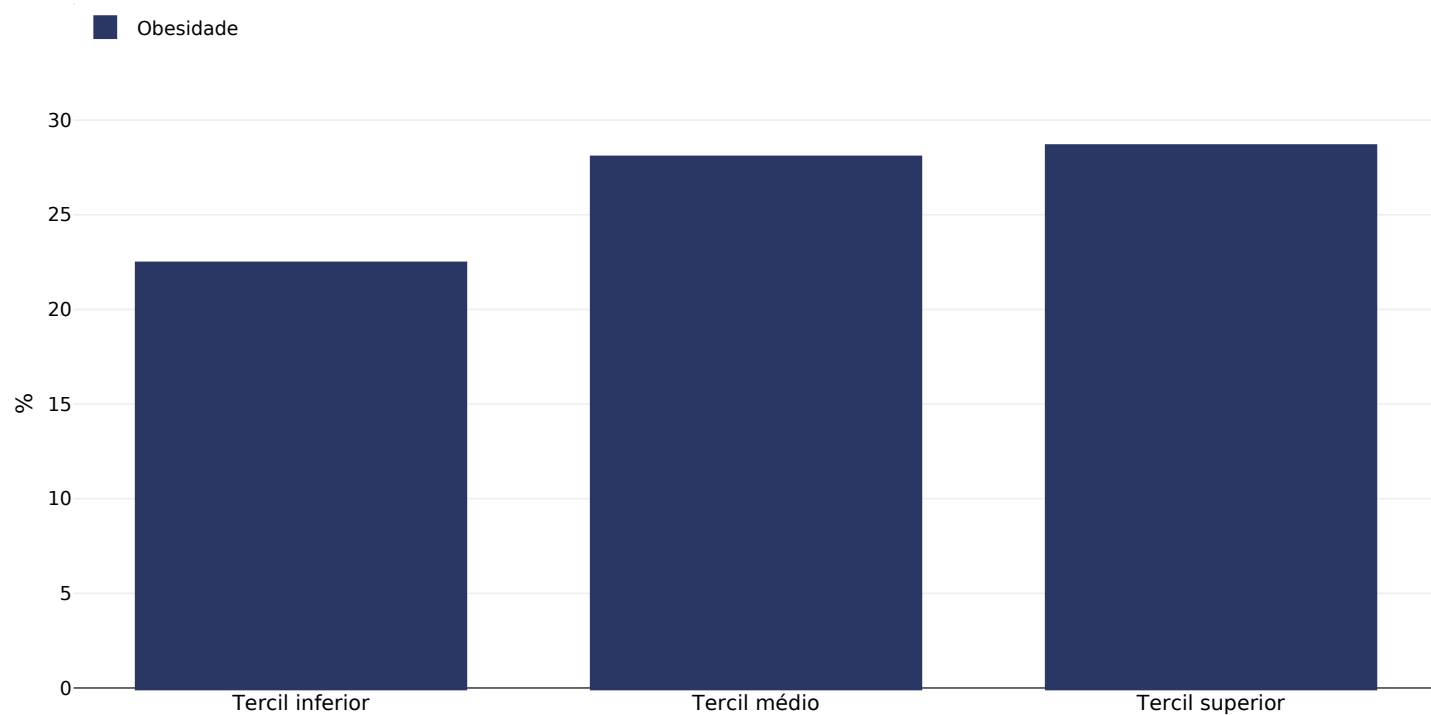
Área abrangida: Nacional

Referências: Bjerregaard, P., Jørgensen, M. E. and The Greenland Population Study Group (2013), Prevalence of obesity among Inuit in Greenland and temporal trend by social position. *Am. J. Hum. Biol.*, 25: 335-340. doi: 10.1002/ajhb.22372

Notas: Social position was scored from information about education, housing density and ownership of specified household items.

Salvo indicação em contrário, o excesso de peso refere-se a um IMC entre 25 kg e 29,9 kg/m², a obesidade refere-se a um IMC superior a 30 kg/m².


Mulheres, 2005-2010



Tipo de inquérito:	Medido
Idade:	18+
Tamanho da amostra:	2757
Área abrangida:	Nacional
Referências:	Bjerregaard, P., Jørgensen, M. E. and The Greenland Population Study Group (2013), Prevalence of obesity among Inuit in Greenland and temporal trend by social position. Am. J. Hum. Biol., 25: 335-340. doi: 10.1002/ajhb.22372
Notas:	Social position was scored from information about education, housing density and ownership of specified household items.
<i>Salvo indicação em contrário, o excesso de peso refere-se a um IMC entre 25 kg e 29,9 kg/m², a obesidade refere-se a um IMC superior a 30 kg/m².</i>	

Estimated per capita fruit intake


Adultos, 2017



Tipo de inquérito:	Medido
Idade:	25+
Referências:	Global Burden of Disease, the Institute for Health Metrics and Evaluation http://ghdx.healthdata.org/
Definições (disponível apenas em inglês):	Estimated per-capita fruit intake (g/day)

Estimativa de ingestão de carne processada per capita


Adultos, 2017



Tipo de inquérito:	Medido
Idade:	25+
Referências:	Global Burden of Disease, the Institute for Health Metrics and Evaluation http://ghdx.healthdata.org/
Definições (disponível apenas em inglês):	Estimated per-capita processed meat intake (g per day)

Estimated per capita whole grains intake

Adultos, 2017



Tipo de inquérito: Medido


Idade: 25+

Referências: Global Burden of Disease, the Institute for Health Metrics and Evaluation
<http://ghdx.healthdata.org/>

Definições (disponível apenas em inglês): Estimated per-capita whole grains intake (g/day)

Prevalência de diabetes

Adultos, 2021



Idade: 20-79

Área abrangida: Nacional

Referências: Reproduced with kind permission International Diabetes Federation. IDF Diabetes Atlas, 10th edn. Brussels, Belgium:International Diabetes Federation, 2021. <http://www.diabetesatlas.org>

Definições (disponível apenas em inglês): Age-adjusted comparative prevalence of diabetes, %

Contextual factors

Disclaimer: These contextual factors should be interpreted with care. Results are updated as regularly as possible and use very specific criteria. The criteria used and full definitions are available for download at the bottom of this page.



Labelling

Is there mandatory nutrition labelling?	X
Front-of-package labelling?	X
Back-of-pack nutrition declaration?	X
Color coding?	X
Warning label?	X



Regulation and marketing

Are there fiscal policies on unhealthy products?	X
Tax on unhealthy foods?	X
Tax on unhealthy drinks?	X
Are there fiscal policies on healthy products?	X
Subsidy on fruits?	X
Subsidy on vegetables?	X
Subsidy on other healthy products?	X
Mandatory limit or ban of trans fat (all settings)?	X
Mandatory limit of trans fats in place (all settings)?	X
Ban on trans-fats or phos in place (all settings)?	X
Are there any mandatory policies/marketing restrictions on the promotion of unhealthy food/drinks to children?	X
Mandatory restriction on broadcast media?	X
Mandatory restriction on non-broadcast media?	X
Voluntary policies/marketing restrictions on the promotion of unhealthy food/drinks to children?	X
Are there mandatory standards for food in schools?	X
Are there any mandatory nutrient limits in any manufactured food products?	X
Nutrition standards for public sector procurement?	X



Political will and support

National obesity strategy or nutrition and physical activity national strategy?	✗
National obesity strategy?	✗
National childhood obesity strategy?	✗
Comprehensive nutrition strategy?	✗
Comprehensive physical activity strategy?	✗
Evidence-based dietary guidelines and/or RDAs?	✗
National target(s) on reducing obesity?	✗
Guidelines/policy on obesity treatment?	✗
Promotion of breastfeeding?	✗



Monitoring and surveillance

Monitoring of the prevalence and incidence for the main obesity-related NCDs and risk factors?	✓
Within 5 years?	✓



Governance and resource

Multi-sectoral national co-ordination mechanism for obesity or nutrition (including obesity)?	✗
--	----------

Key

Present
 Present (voluntary)
 Incoming
 Absent
 Unknown

Last updated November 27, 2022

PDF created on May 18, 2024