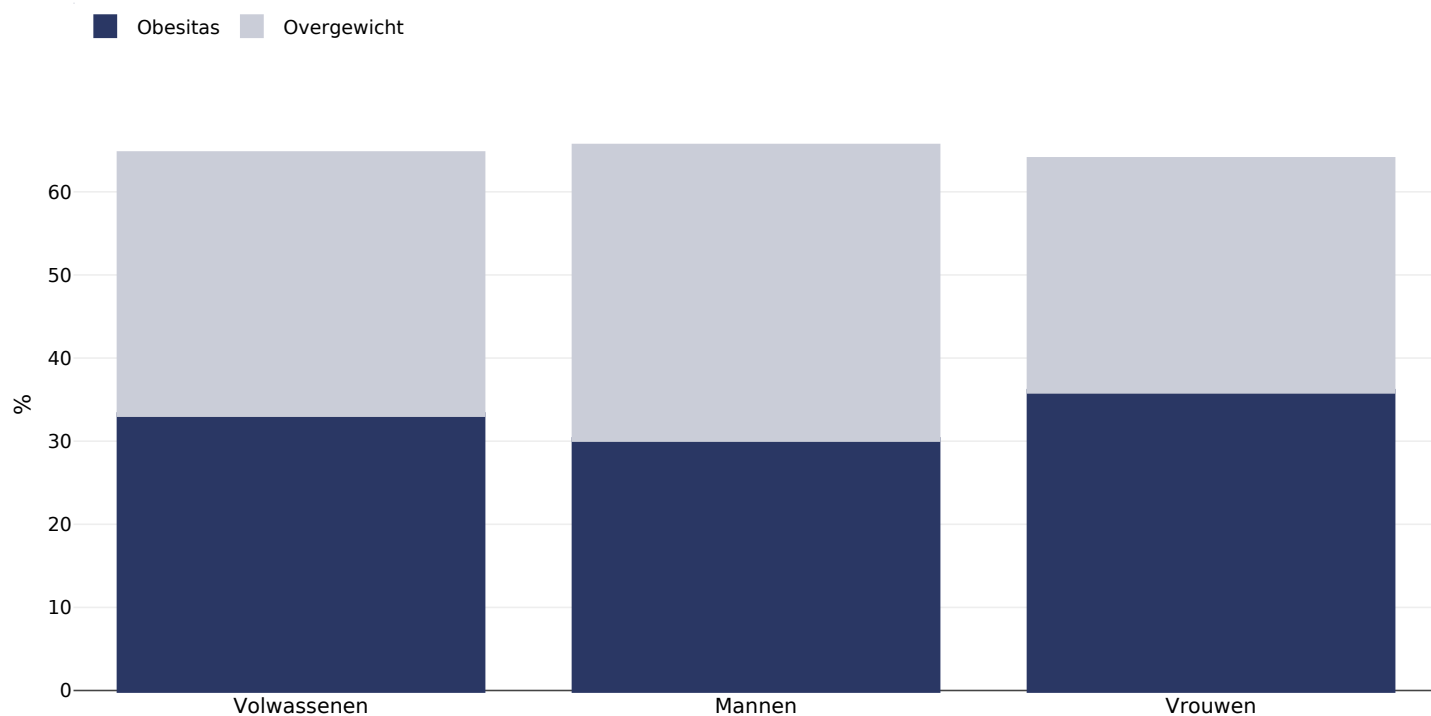


Report card Georgië



Obesitasprevalentie

Volwassenen, 2016



Type onderzoek: Gemeten

Leeftijd: 18-69

Monstergrootte: 5554

In aanmerking komend gebied: Nationaal

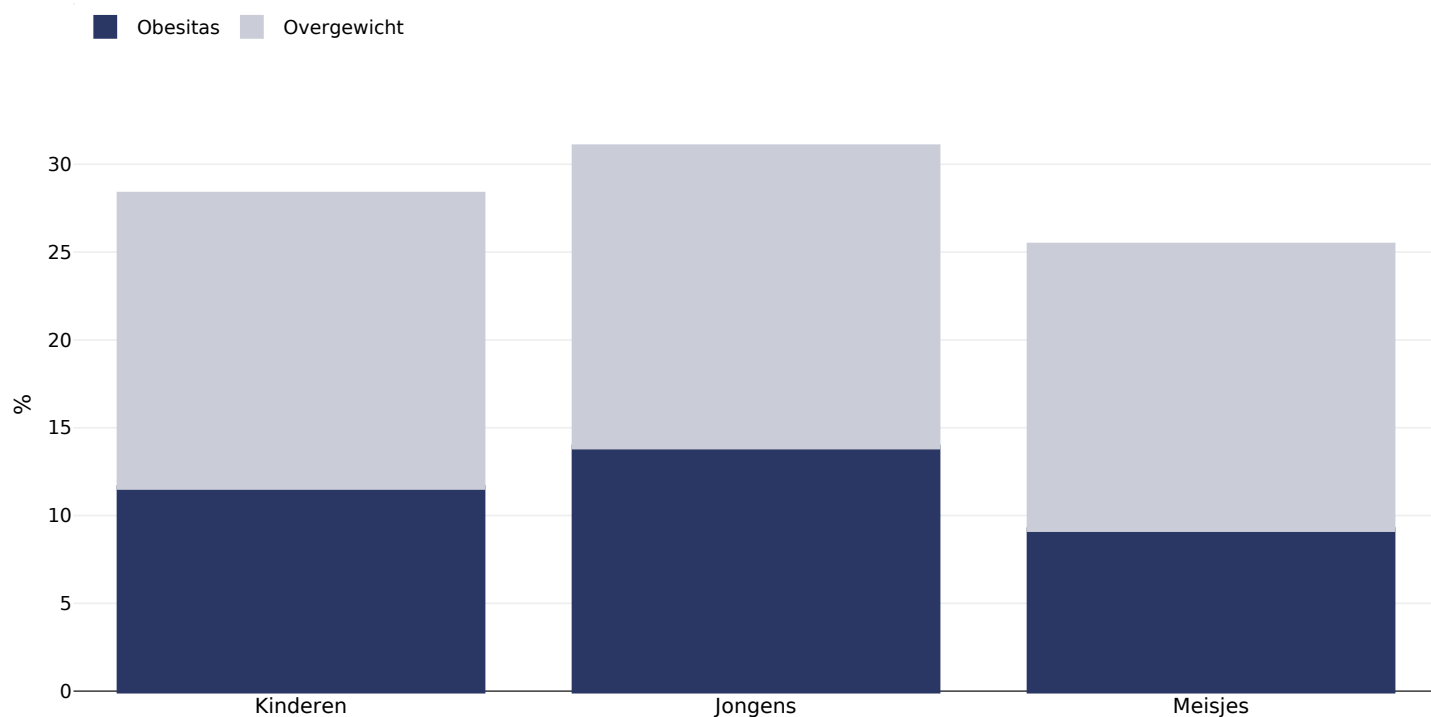
Referenties: Georgia STEPS Survey 2016

https://www.who.int/ncds/surveillance/steps/STEPS_Georgia_2016_ENG_summary_2016_final.pdf?ua=1

(Accessed 13.10.20)

Tenzij anders vermeld, verwijst overgewicht naar een BMI tussen 25 kg en 29,9 kg/m², obesitas verwijst naar een BMI van meer dan 30 kg/m².

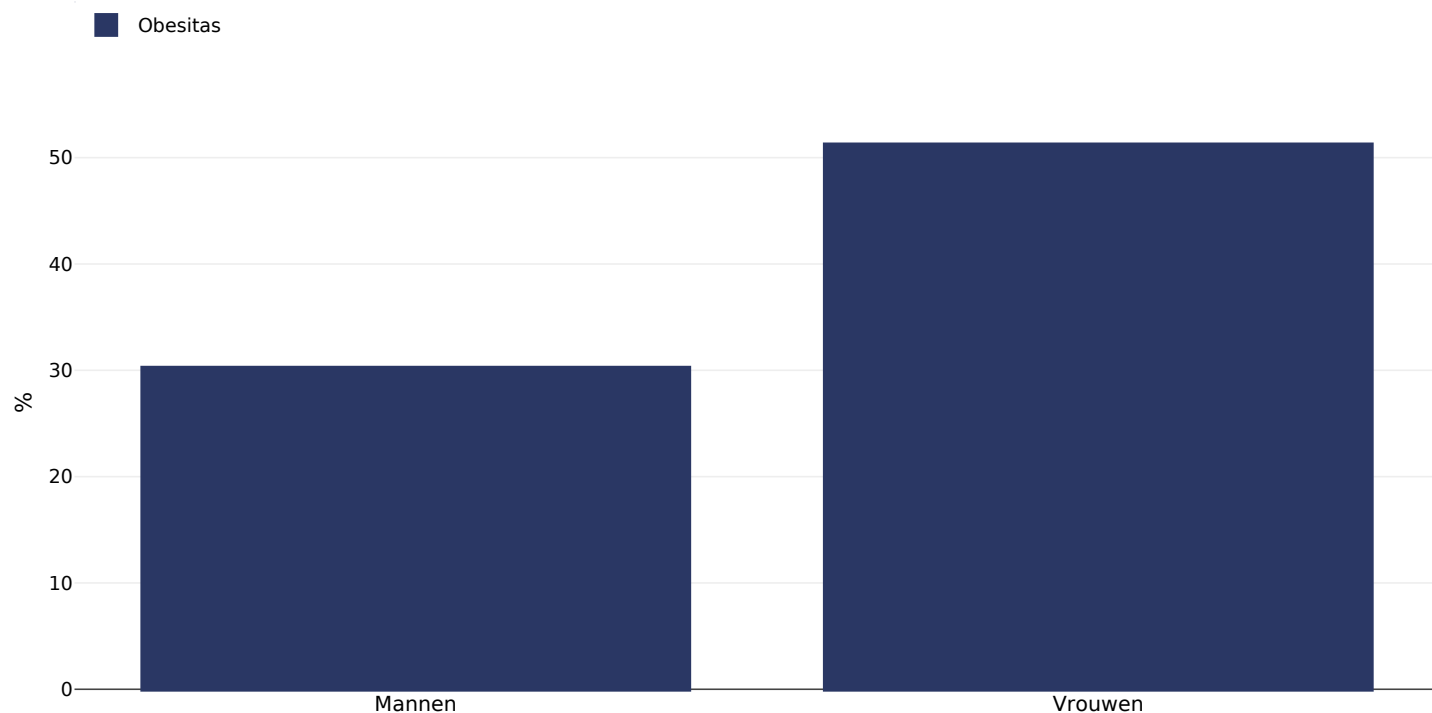
Kinderen, 2018-2020



Type onderzoek:	Gemeten
Leeftijd:	7
Monstergrootte:	2806
In aanmerking komend gebied:	Nationaal
Referenties:	Report on the fifth round of data collection, 2018-2020: WHO European Childhood Obesity Surveillance Initiative (COSI). Copenhagen: WHO Regional Office for Europe; 2022. Licence: CC BY-NC-SA 3.0 IGO.
Cutoffs:	WHO 2007

Overgewicht / obesitas, naar leeftijd

Volwassenen, 2017



Type onderzoek:

Gemeten

Leeftijd:

60+

Referenties:

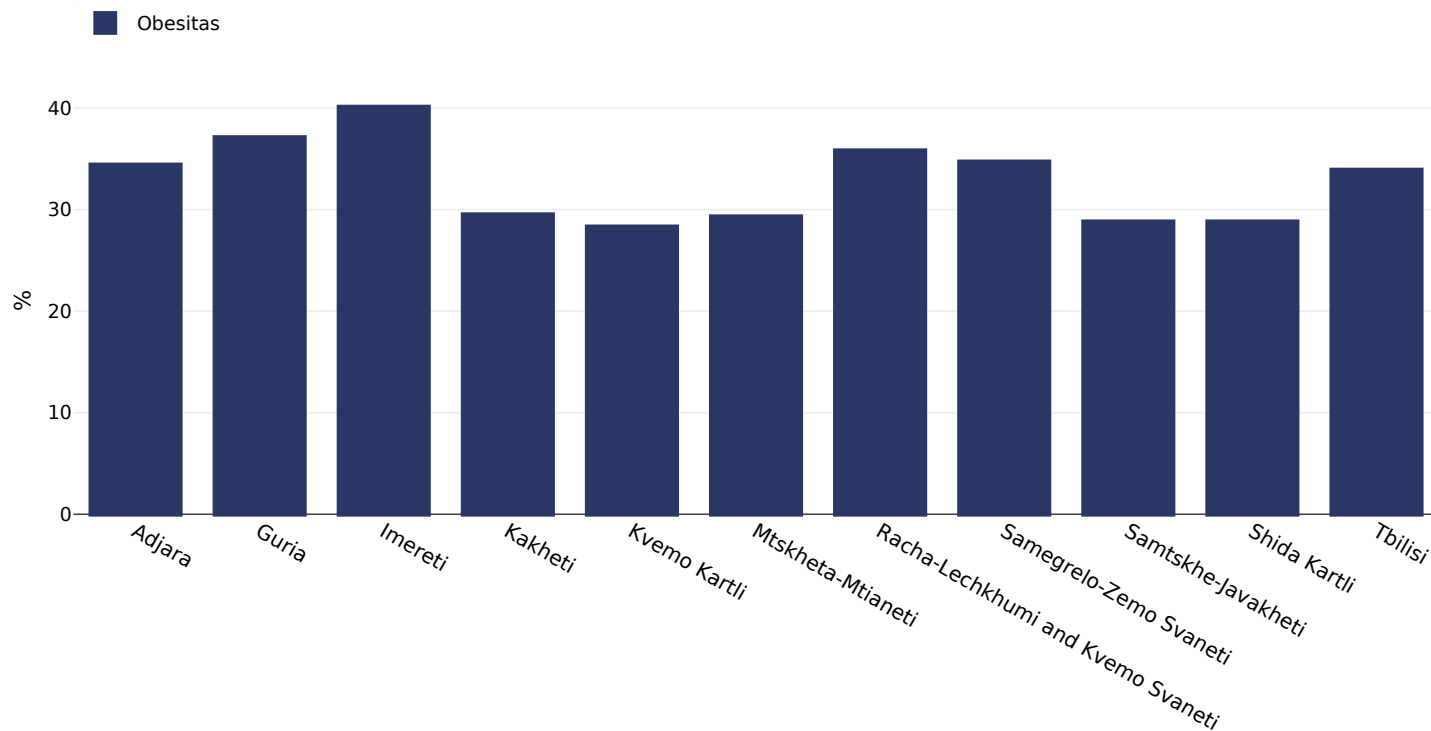
Russell, S., Sturua, L., Li, C., Morgan, J., Topuridze, M., Blanton, C., Hagan, L., & Salyer, S. J. (2019). The burden of non-communicable diseases and their related risk factors in the country of Georgia, 2015. BMC public health, 19(Suppl 3), 479.

<https://doi.org/10.1186/s12889-019-6785-4>

Tenzij anders vermeld, verwijst overgewicht naar een BMI tussen 25 kg en 29,9 kg/m², obesitas verwijst naar een BMI van meer dan 30 kg/m².

Overgewicht / obesitas, per regio

Volwassenen, 2015



Type onderzoek:

Gemeten

Leeftijd:

18+

Referenties:

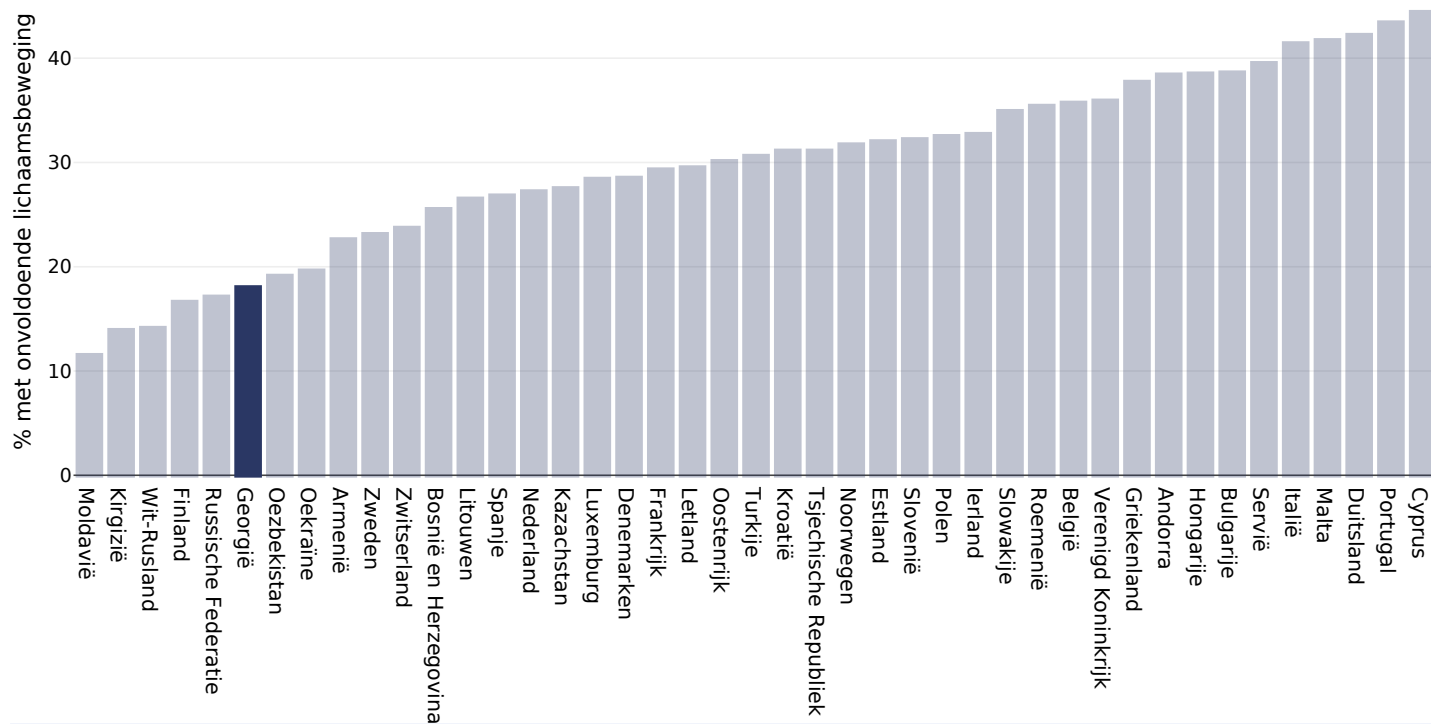
Russell, S., Sturua, L., Li, C., Morgan, J., Topuridze, M., Blanton, C., Hagan, L., & Salyer, S. J. (2019). The burden of non-communicable diseases and their related risk factors in the country of Georgia, 2015. BMC public health, 19(Suppl 3), 479.

<https://doi.org/10.1186/s12889-019-6785-2>

Tenzij anders vermeld, verwijst overgewicht naar een BMI tussen 25 kg en 29,9 kg/m², obesitas verwijst naar een BMI van meer dan 30 kg/m².

Onvoldoende lichaamsbeweging

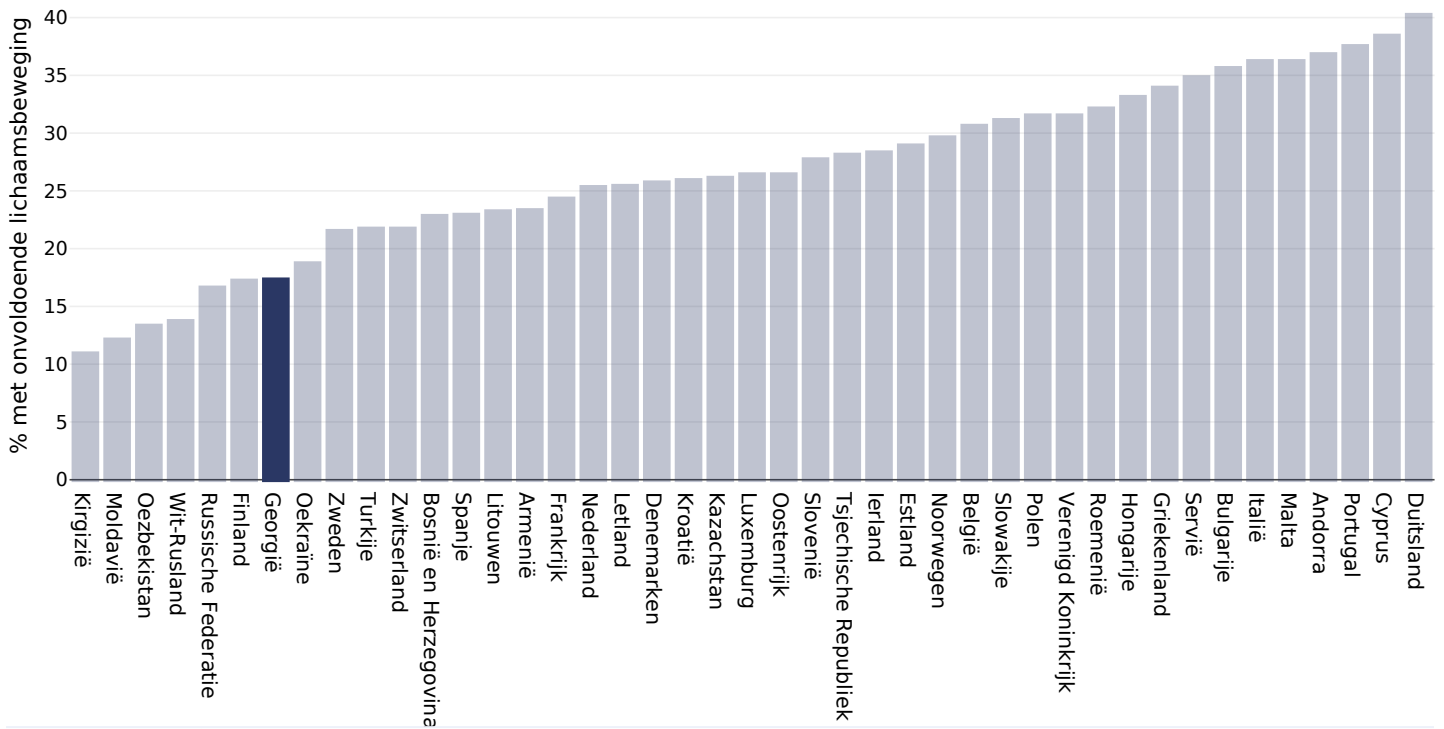
Volwassenen, 2016



Referenties:

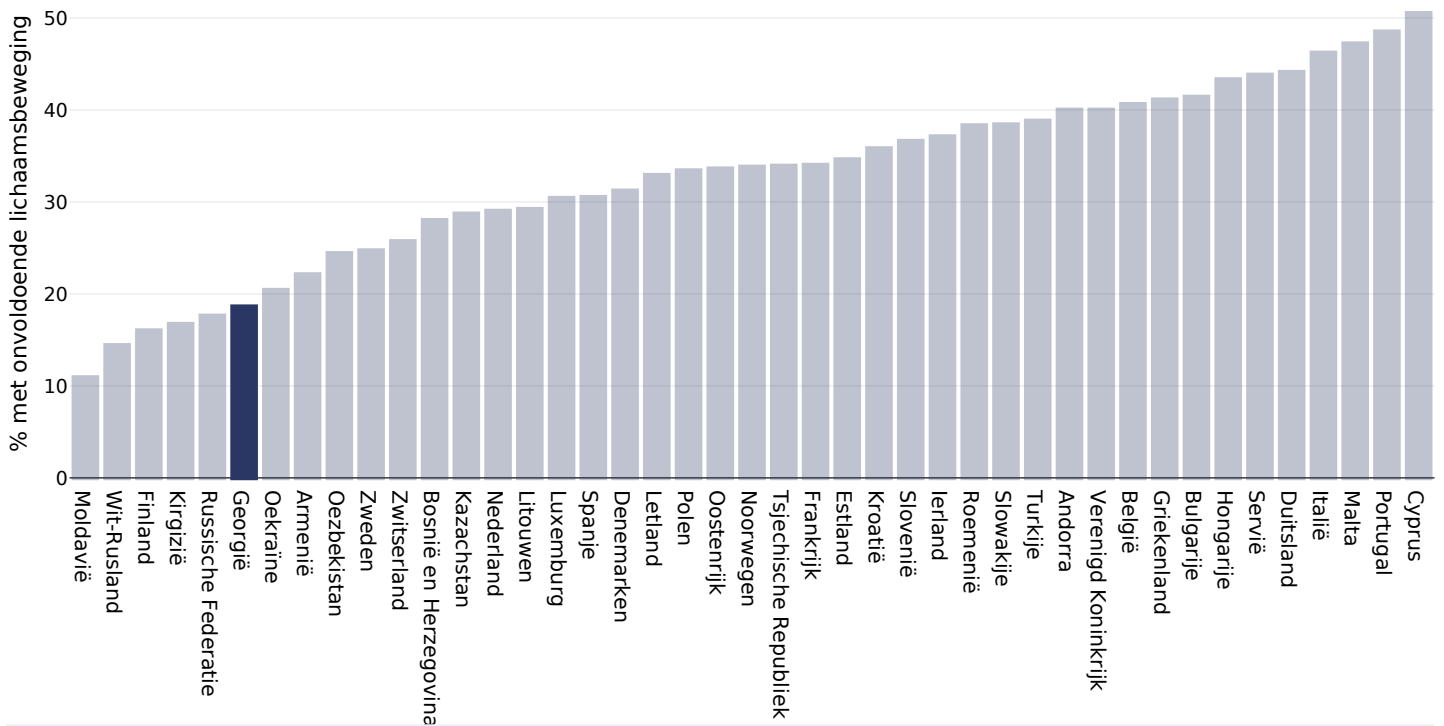
Guthold R, Stevens GA, Riley LM, Bull FC. Worldwide trends in insufficient physical activity from 2001 to 2016: a pooled analysis of 358 population-based surveys with 1.9 million participants. Lancet 2018 [http://dx.doi.org/10.1016/S2214-109X\(18\)30357-7](http://dx.doi.org/10.1016/S2214-109X(18)30357-7)

Mannen, 2016



Referenties: Guthold R, Stevens GA, Riley LM, Bull FC. Worldwide trends in insufficient physical activity from 2001 to 2016: a pooled analysis of 358 population-based surveys with 1.9 million participants. Lancet 2018 [http://dx.doi.org/10.1016/S2214-109X\(18\)30357-7](http://dx.doi.org/10.1016/S2214-109X(18)30357-7)

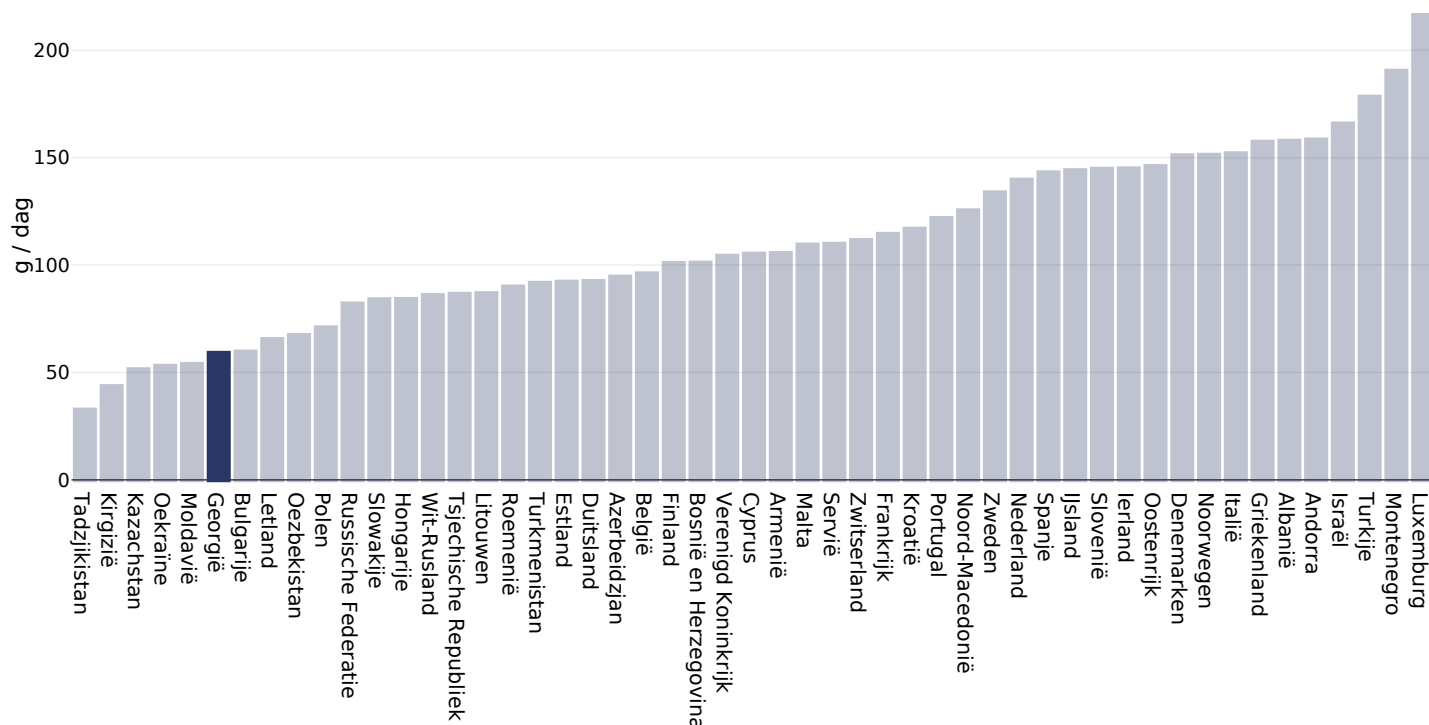
Vrouwen, 2016



Referenties: Guthold R, Stevens GA, Riley LM, Bull FC. Worldwide trends in insufficient physical activity from 2001 to 2016: a pooled analysis of 358 population-based surveys with 1.9 million participants. Lancet 2018 [http://dx.doi.org/10.1016/S2214-109X\(18\)30357-7](http://dx.doi.org/10.1016/S2214-109X(18)30357-7)

Estimated per capita fruit intake

Volwassenen, 2017



Type onderzoek: Gemeten

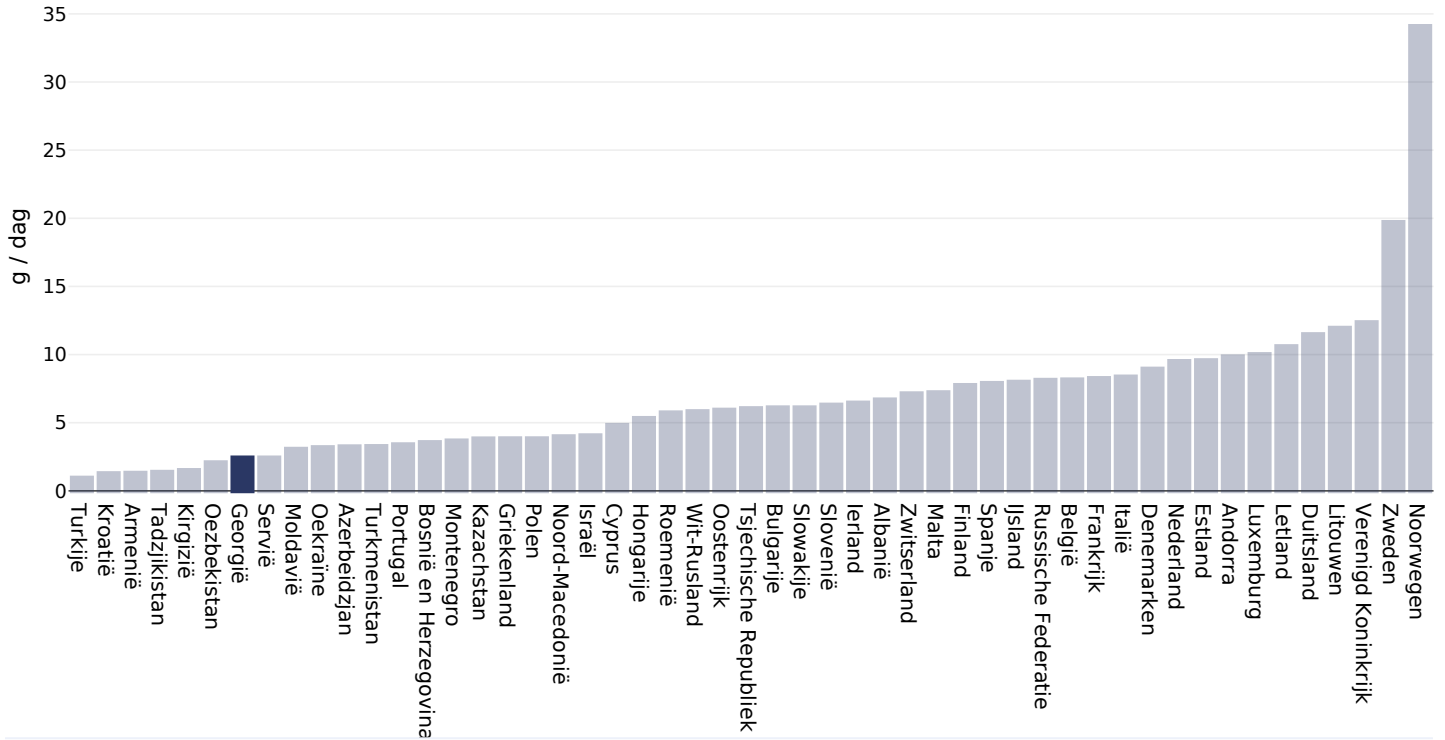
Leeftijd: 25+

Referenties: Global Burden of Disease, the Institute for Health Metrics and Evaluation
<http://ghdx.healthdata.org/>

Definities (alleen beschikbaar in het Engels): Estimated per-capita fruit intake (g/day)

Geschatte consumptie van verwerkt vlees per capita

Volwassenen, 2017



Type onderzoek:

Gemeten

Leeftijd:

25+

Referenties:

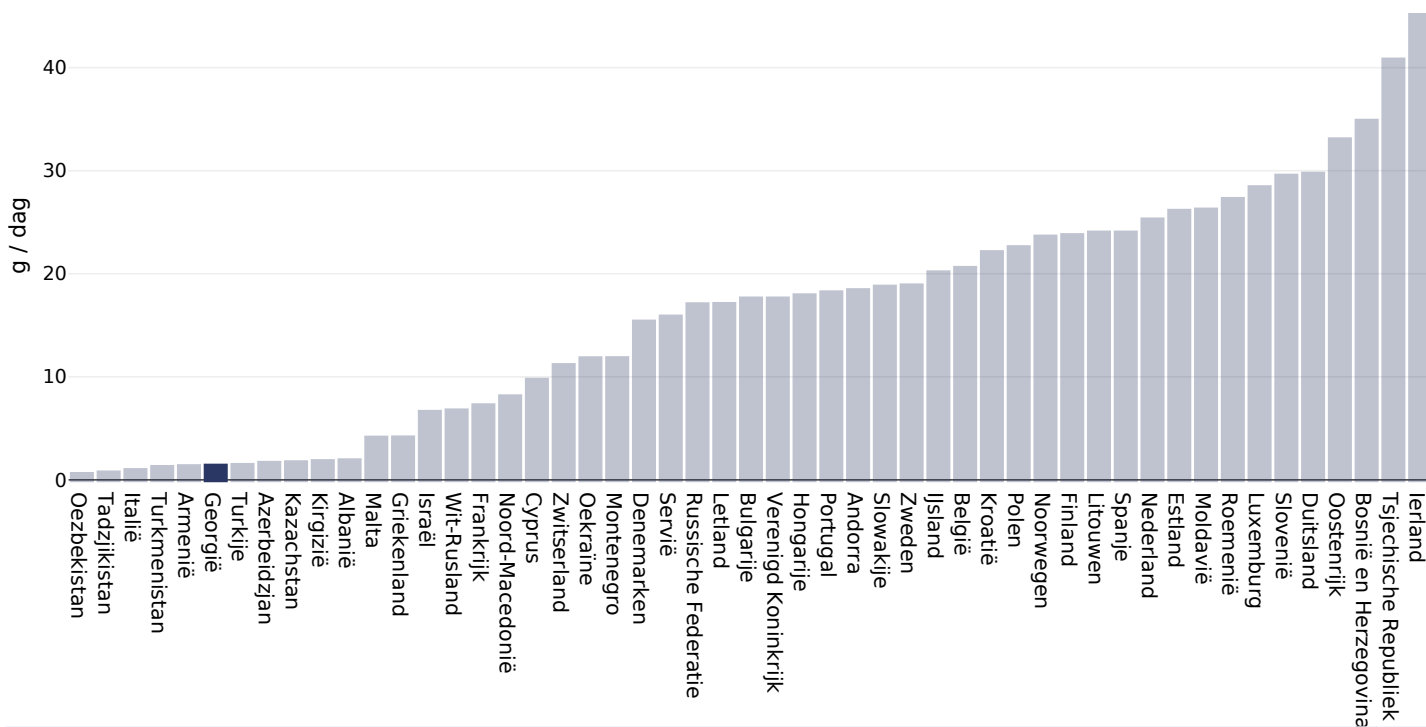
Global Burden of Disease, the Institute for Health Metrics and Evaluation
<http://ghdx.healthdata.org/>

Definities (alleen beschikbaar in het Engels):

Estimated per-capita processed meat intake (g per day)

Estimated per capita whole grains intake

Volwassenen, 2017



Type onderzoek:

Gemeten

Leeftijd:

25+

Referenties:

Global Burden of Disease, the Institute for Health Metrics and Evaluation

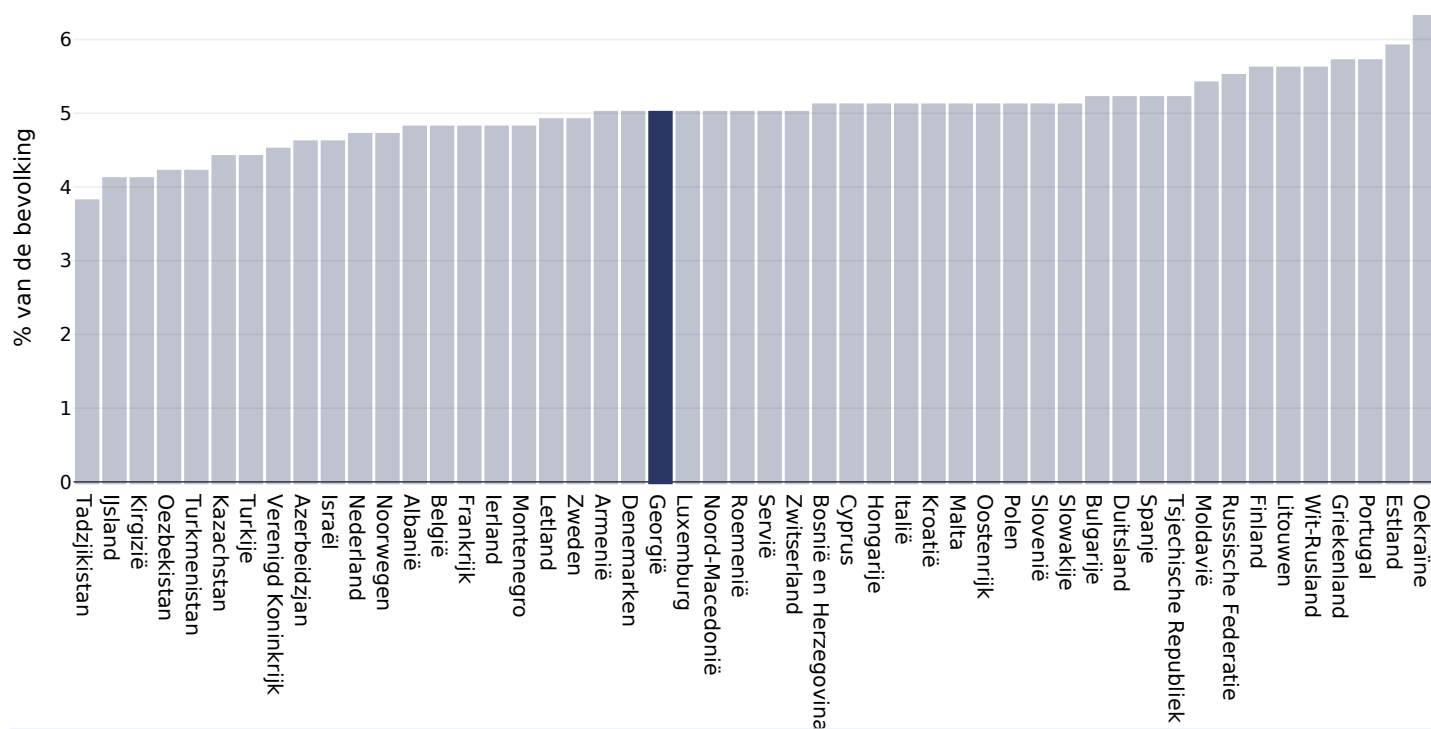
<http://ghdx.healthdata.org/>

Definities (alleen beschikbaar in het Engels):

Estimated per-capita whole grains intake (g/day)

Geestelijke gezondheid - depressiestoornissen

Volwassenen, 2015



Referenties:

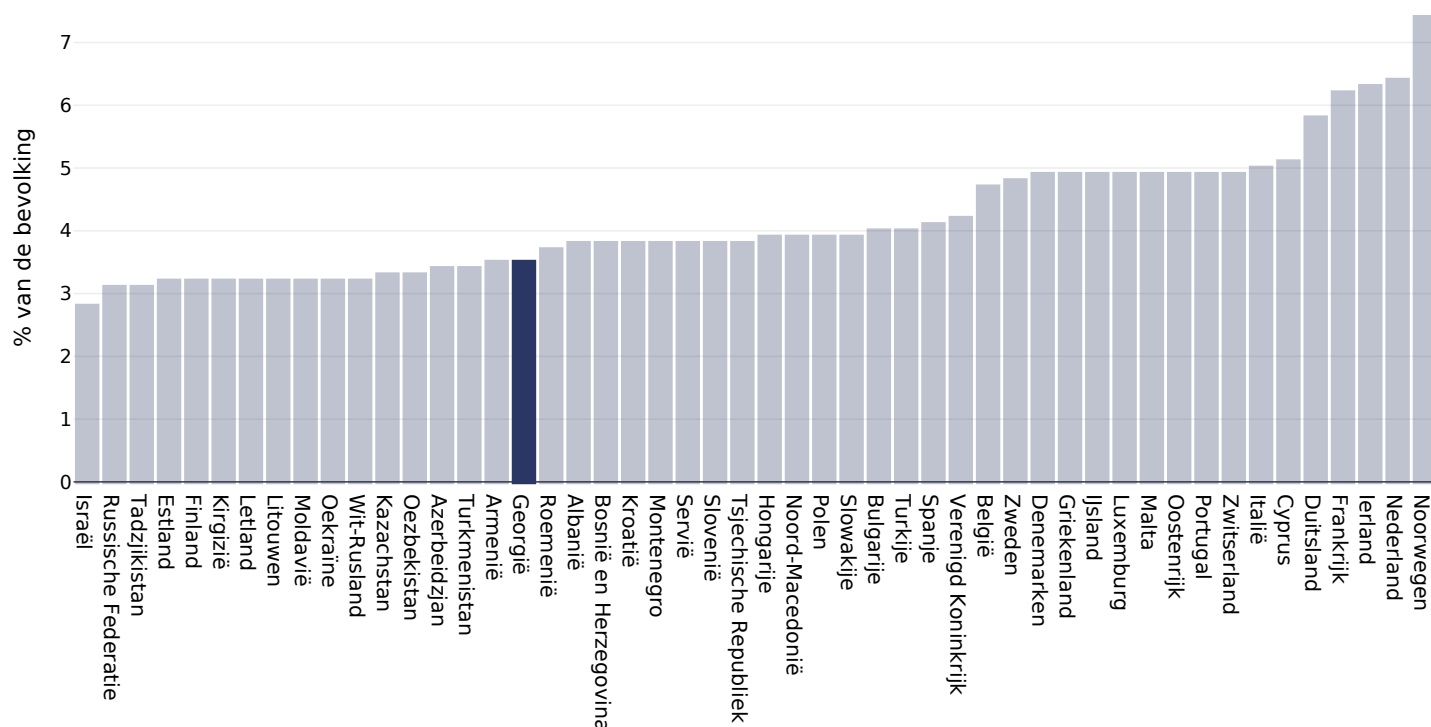
Prevalence data from Global Burden of Disease study 2015 (<http://ghdx.healthdata.org>) published in: Depression and Other Common Mental Disorders: Global Health Estimates. Geneva:World Health Organization; 2017. Licence: CC BY-NC-SA 3.0 IGO.

Definities (alleen beschikbaar in het Engels):

% of population with depression disorders

Geestelijke gezondheid - angststoornissen

Volwassenen, 2015



Referenties:

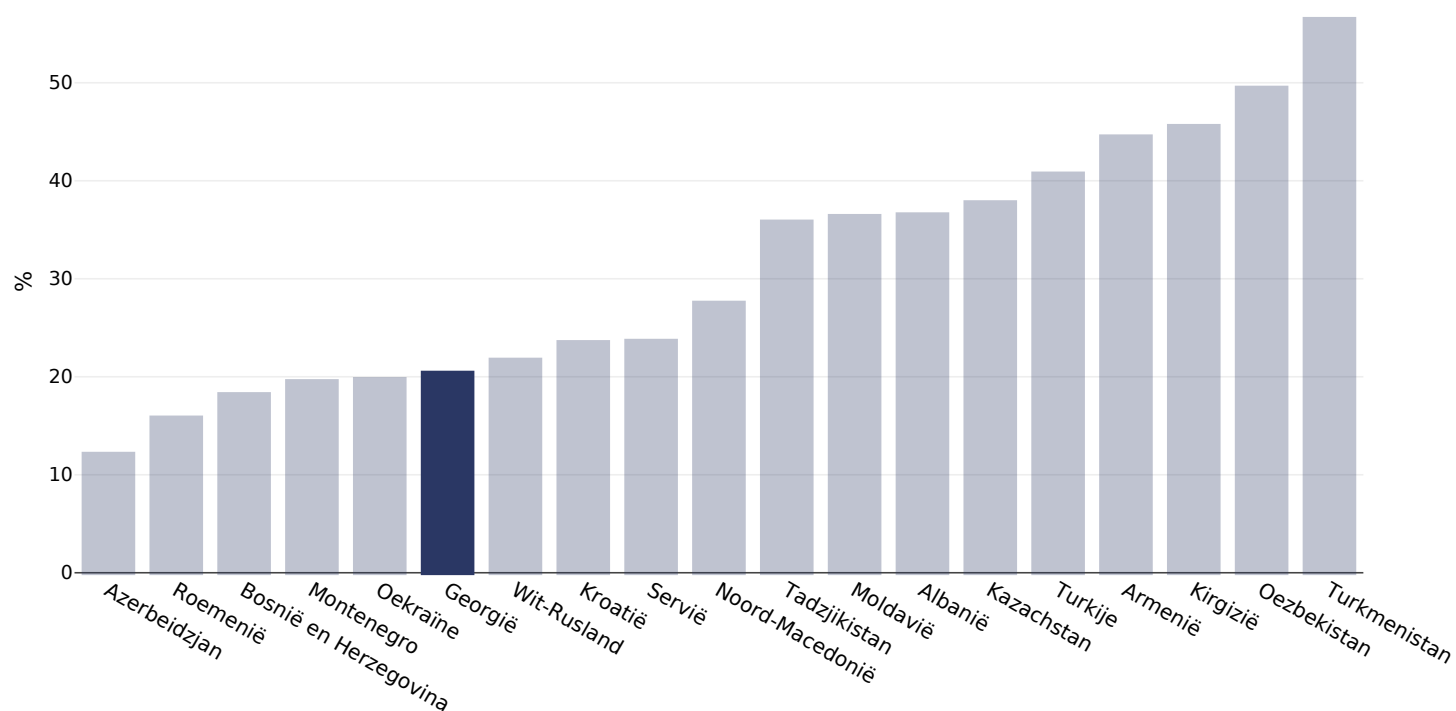
Prevalence data from Global Burden of Disease study 2015 (<http://ghdx.healthdata.org>) published in: Depression and Other Common Mental Disorders: Global Health Estimates. Geneva:World Health Organization; 2017. Licence: CC BY-NC-SA 3.0 IGO.

Definities (alleen beschikbaar in het Engels):

% of population with anxiety disorders

% Zuigelingen die uitsluitend borstvoeding krijgen 0-5 maanden

Kinderen, 1996-2019



In aanmerking komend gebied:

Nationaal

Referenties: Georgia Multiple Indicator Cluster Survey 2018, Survey Findings Report. Tbilisi, Georgia: National Statistics Office of Georgia.

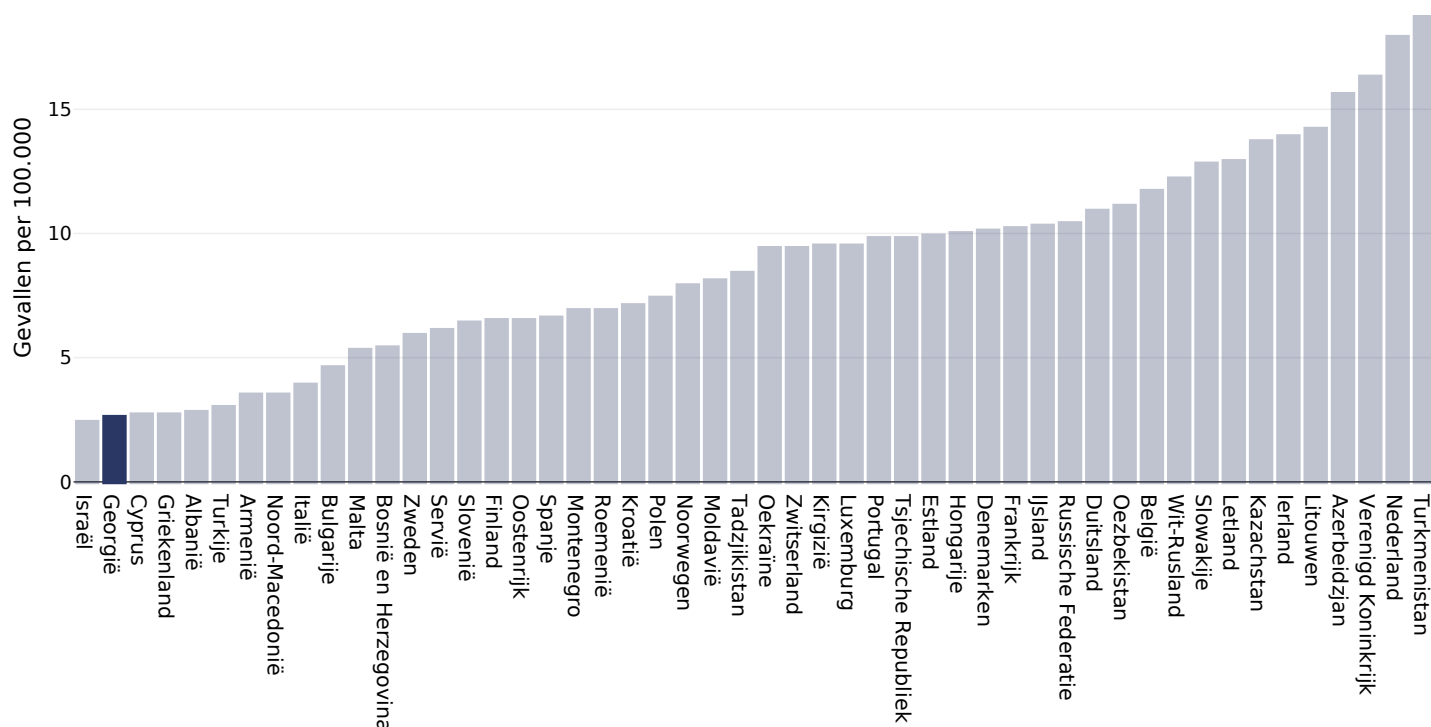
Notities (alleen beschikbaar in het Engels): See UNICEF website for further survey information. Available at : <https://data.unicef.org/resources/dataset/infant-young-child-feeding/> (last accessed 28.9.21) Citation: United Nations Children's Fund, Division of Data, Analysis, Planning and Monitoring (2021). Global UNICEF Global Databases: Infant and Young Child Feeding: Exclusive breastfeeding, New York, September 2021.

Definities (alleen beschikbaar in het Engels):

% exclusively breastfed 0-5 months

Slokdarmkanker

Mannen, 2020



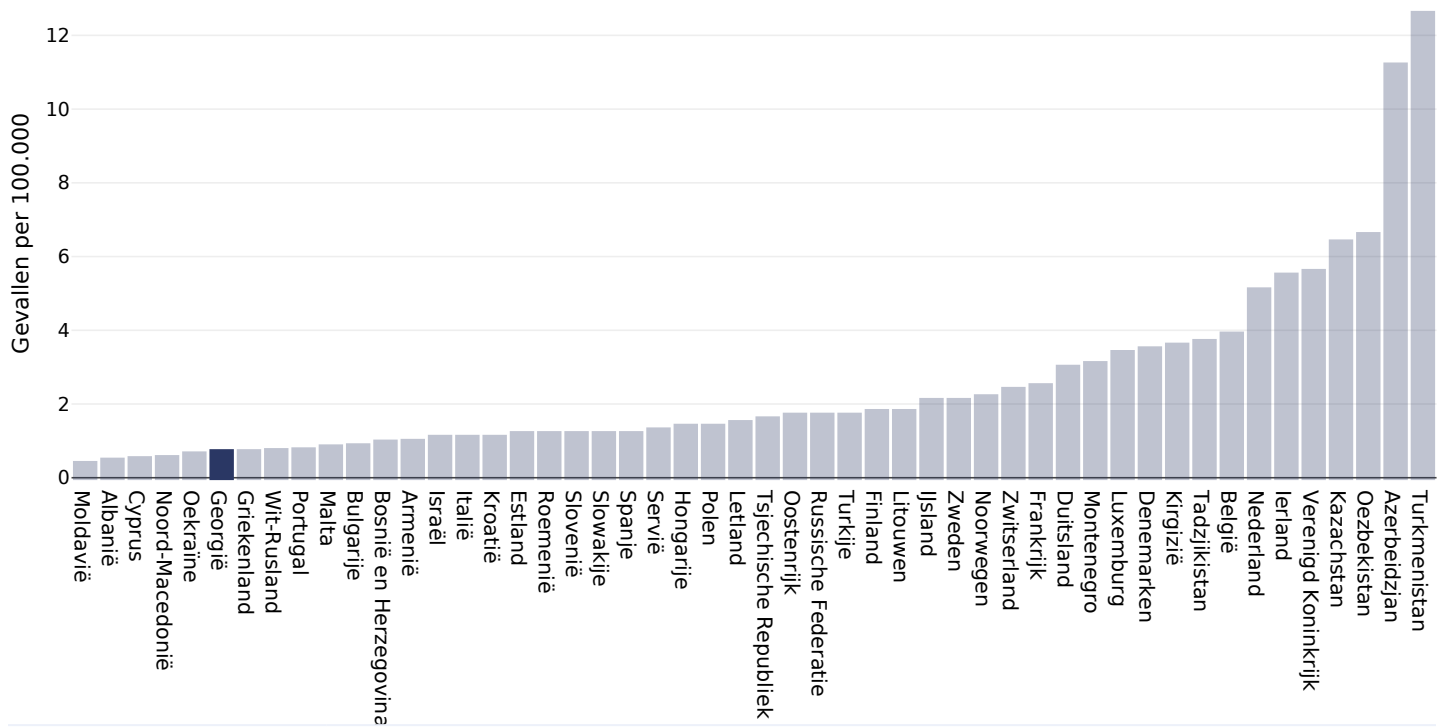
Leeftijd: 20+

In aanmerking komend gebied: Nationaal

Referenties: Ferlay J, Ervik M, Lam F, Colombet M, Mery L, Piñeros M, Znaor A, Soerjomataram I, Bray F (2020). Global Cancer Observatory: Cancer Today. Lyon, France: International Agency for Research on Cancer. Available from: <https://gco.iarc.fr/today>, accessed 10.01.2153

Definities (alleen beschikbaar in het Engels): Age-standardized incidence rates per 100 000

Vrouwen, 2020



Leeftijd: 20+

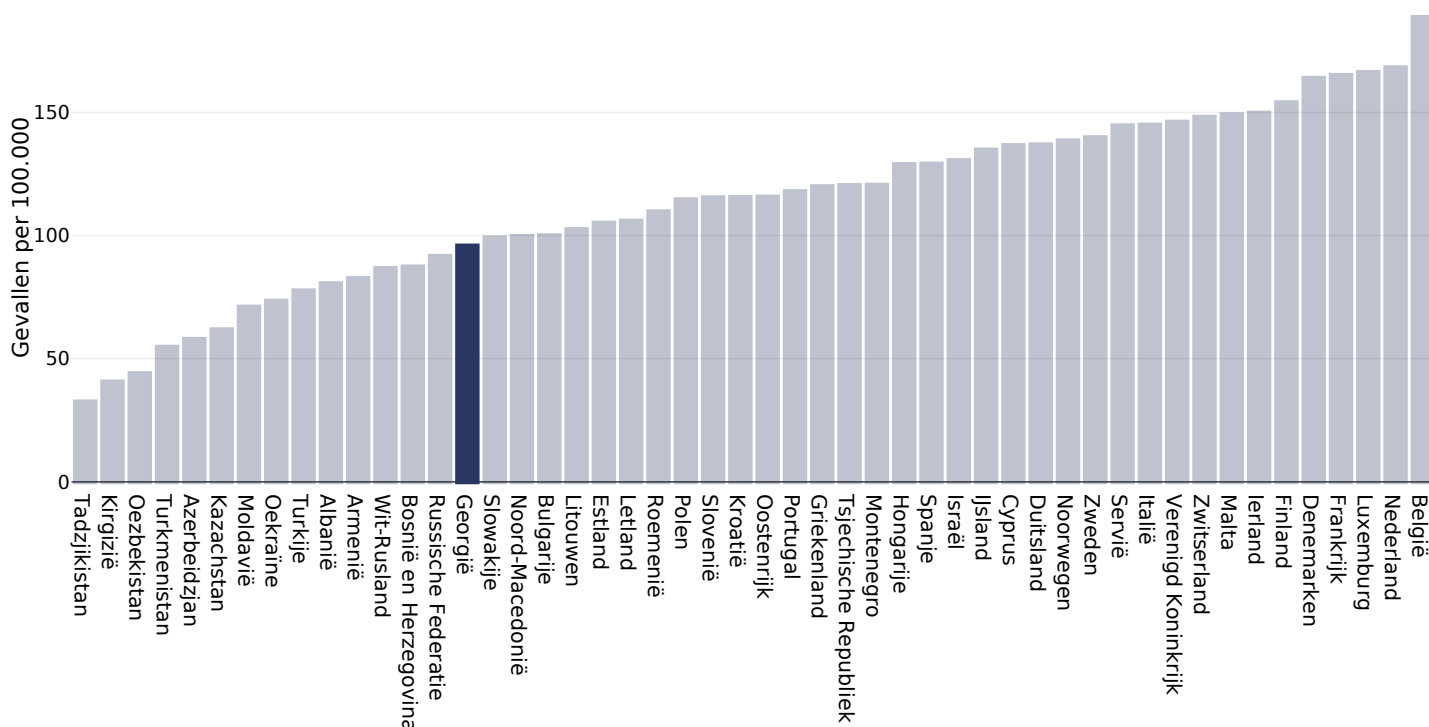
In aanmerking komend gebied: Nationaal

Referenties: Ferlay J, Ervik M, Lam F, Colombet M, Mery L, Piñeros M, Znaor A, Soerjomataram I, Bray F (2020). Global Cancer Observatory: Cancer Today. Lyon, France: International Agency for Research on Cancer. Available from: <https://gco.iarc.fr/today>, accessed 10.01.2153

Definities (alleen beschikbaar in het Engels): Age-standardized incidence rates per 100 000

Borstkanker

Vrouwen, 2020



Leeftijd: 20+

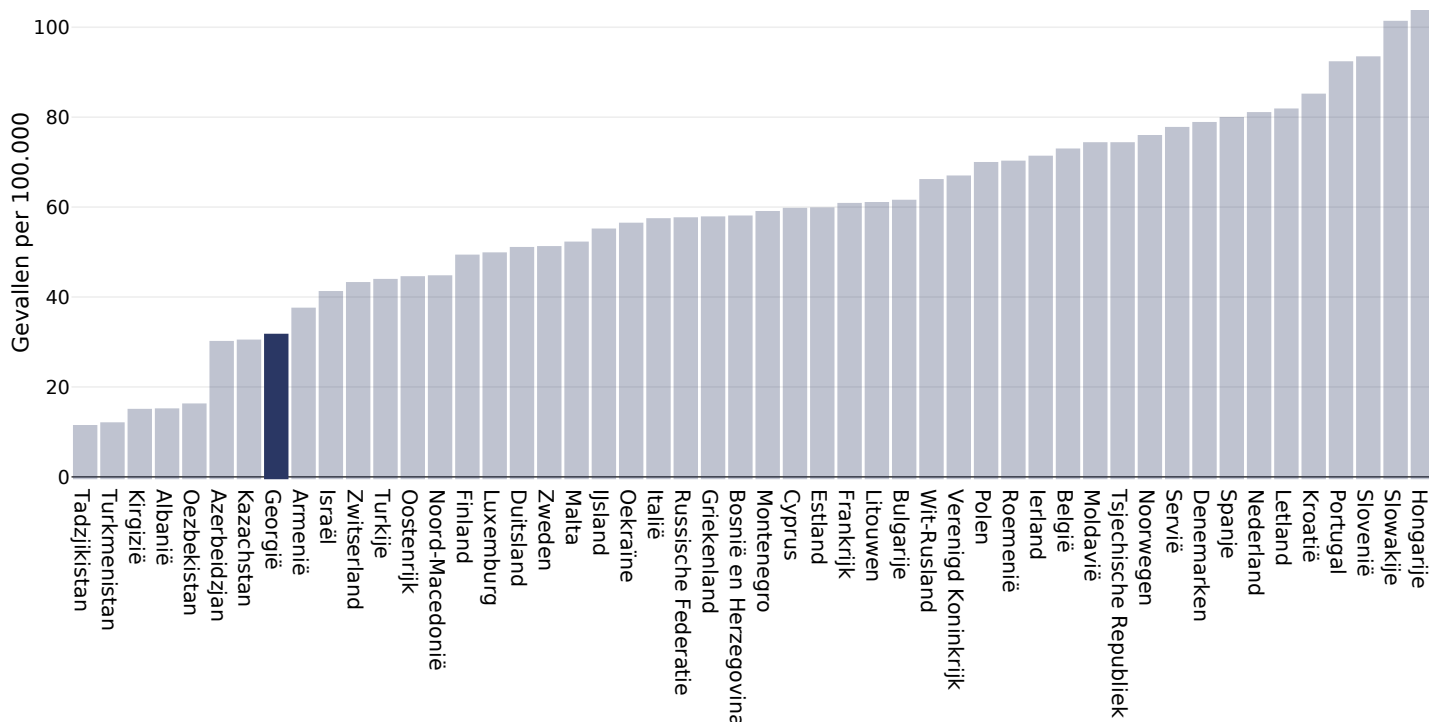
In aanmerking komend gebied: Nationaal

Referenties: Ferlay J, Ervik M, Lam F, Colombet M, Mery L, Piñeros M, Znaor A, Soerjomataram I, Bray F (2020). Global Cancer Observatory: Cancer Today. Lyon, France: International Agency for Research on Cancer. Available from: <https://gco.iarc.fr/today>, accessed 10.01.2153

Definities (alleen beschikbaar in het Engels): Age-standardized incidence rates per 100 000

Darmkanker

Mannen, 2020



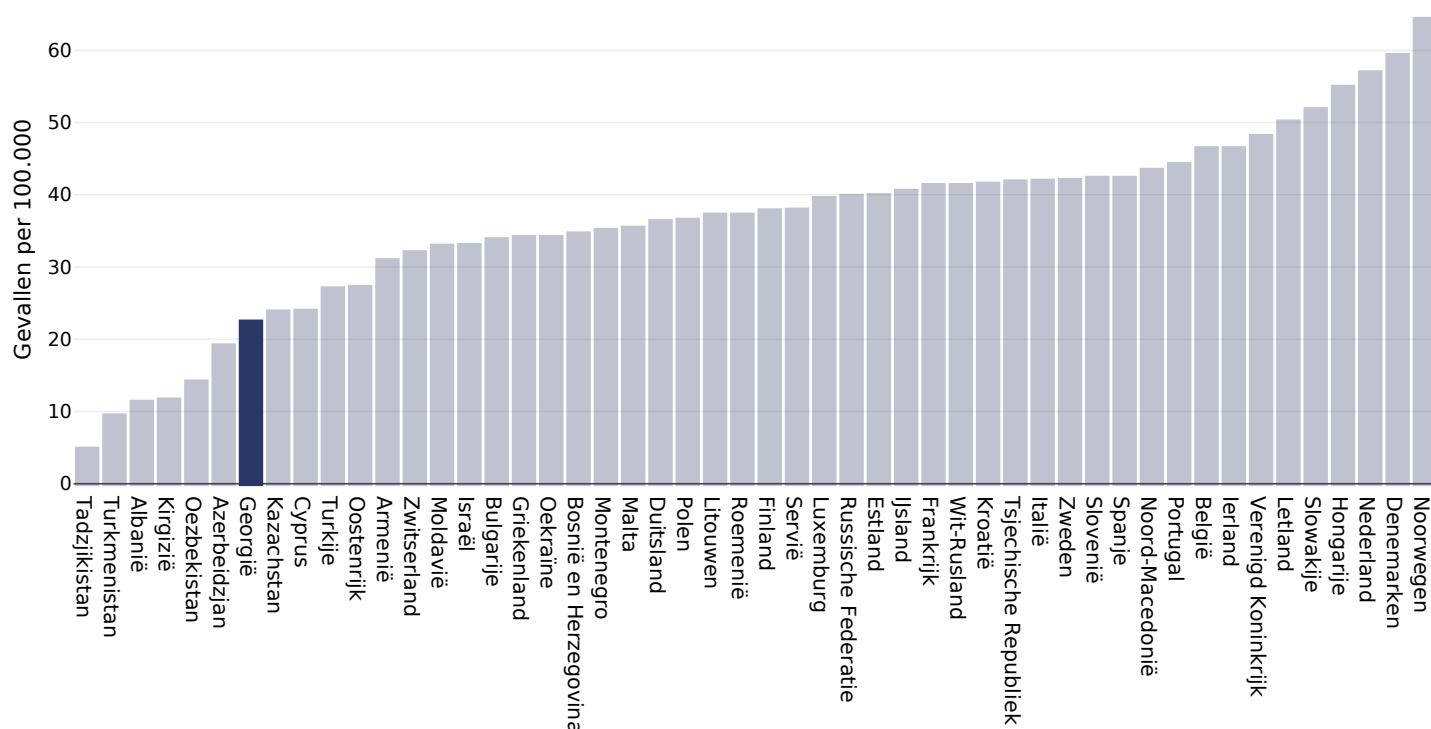
Leeftijd: 20+

In aanmerking komend gebied: Nationaal

Referenties: Ferlay J, Ervik M, Lam F, Colombet M, Mery L, Piñeros M, Znaor A, Soerjomataram I, Bray F (2020). Global Cancer Observatory: Cancer Today. Lyon, France: International Agency for Research on Cancer. Available from: <https://gco.iarc.fr/today>, accessed 10.01.2153

Definities (alleen beschikbaar in het Engels): Age-standardized incidence rates per 100 000

Vrouwen, 2020



Leeftijd: 20+

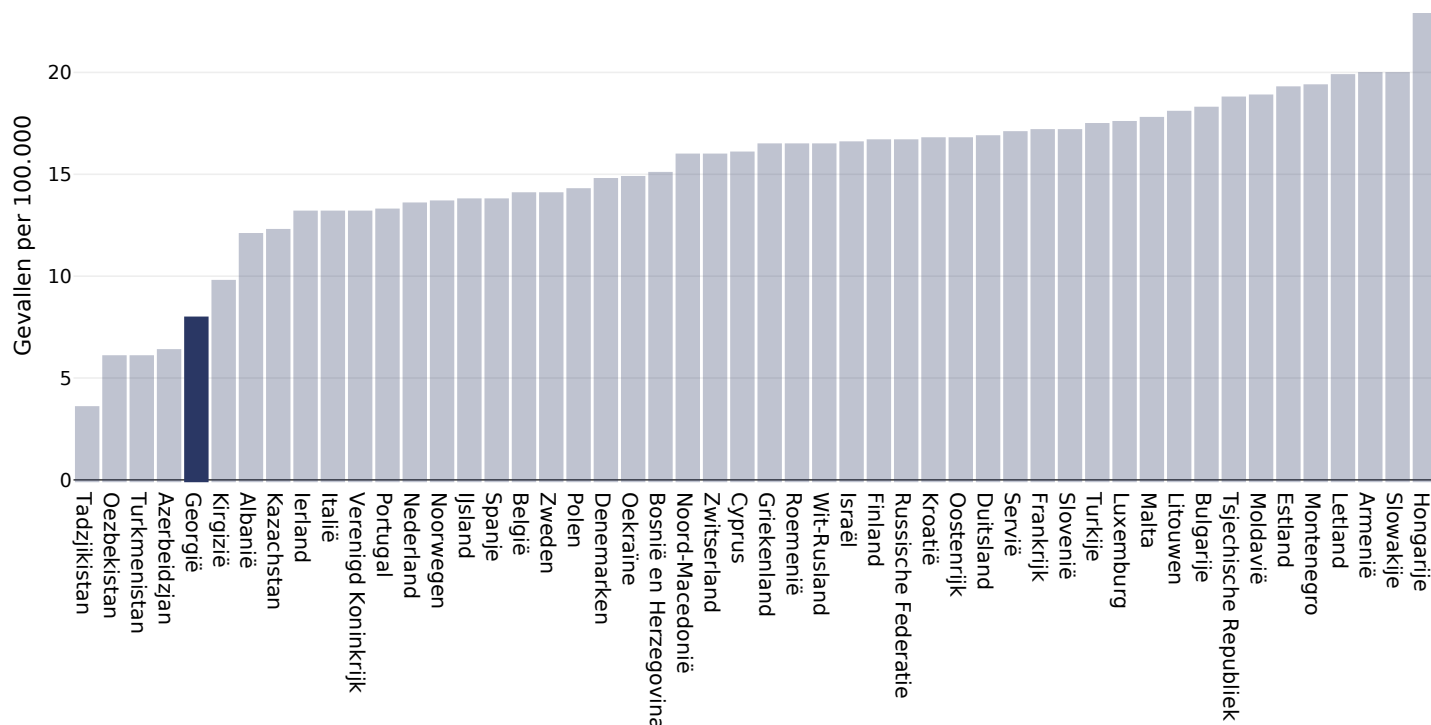
In aanmerking komend gebied: Nationaal

Referenties: Ferlay J, Ervik M, Lam F, Colombet M, Mery L, Piñeros M, Znaor A, Soerjomataram I, Bray F (2020). Global Cancer Observatory: Cancer Today. Lyon, France: International Agency for Research on Cancer. Available from: <https://gco.iarc.fr/today>, accessed 10.01.2153

Definities (alleen beschikbaar in het Engels): Age-standardized incidence rates per 100 000

Alvleesklierkanker

Mannen, 2020



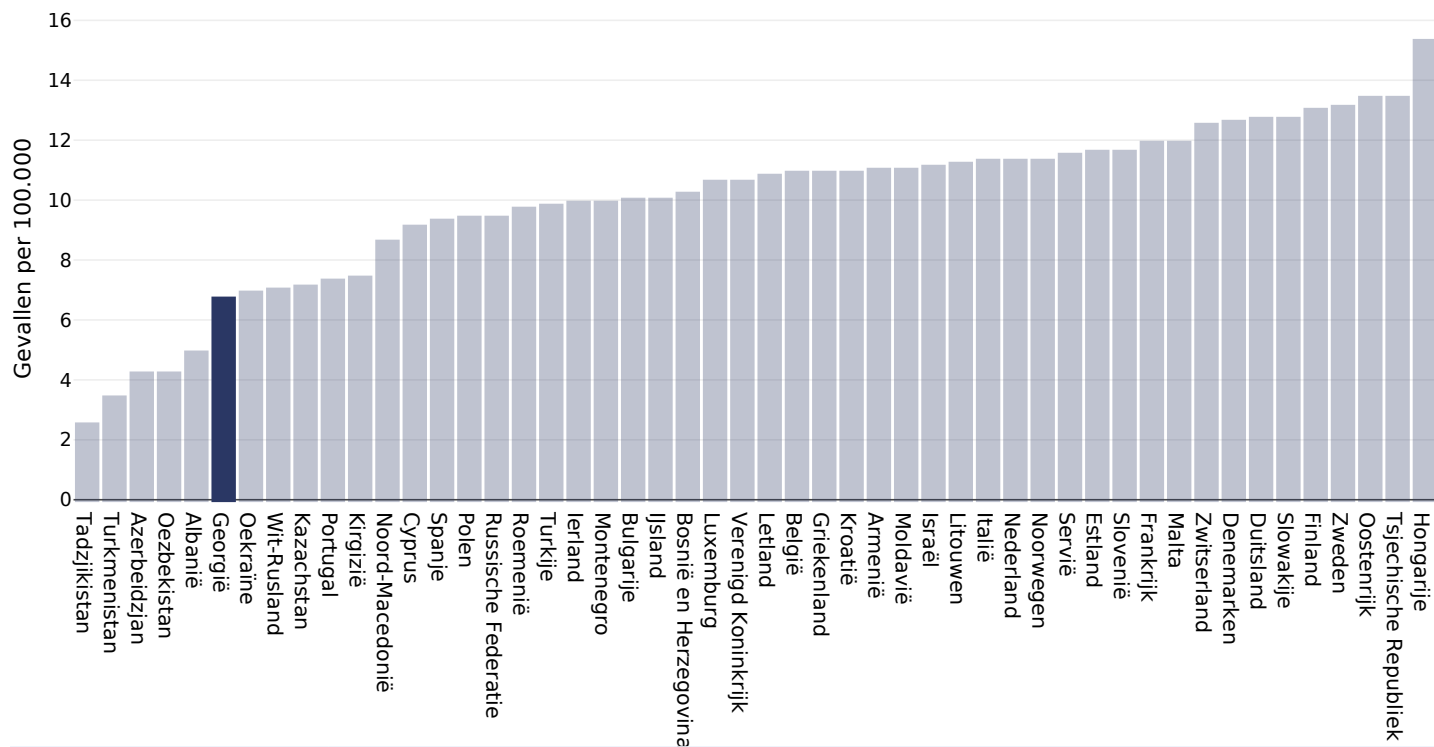
Leeftijd: 20+

In aanmerking komend gebied: Nationaal

Referenties: Ferlay J, Ervik M, Lam F, Colombet M, Mery L, Piñeros M, Znaor A, Soerjomataram I, Bray F (2020). Global Cancer Observatory: Cancer Today. Lyon, France: International Agency for Research on Cancer. Available from: <https://gco.iarc.fr/today>, accessed 10.01.2153

Definities (alleen beschikbaar in het Engels): Age-standardized incidence rates per 100 000

Vrouwen, 2020



Leeftijd: 20+

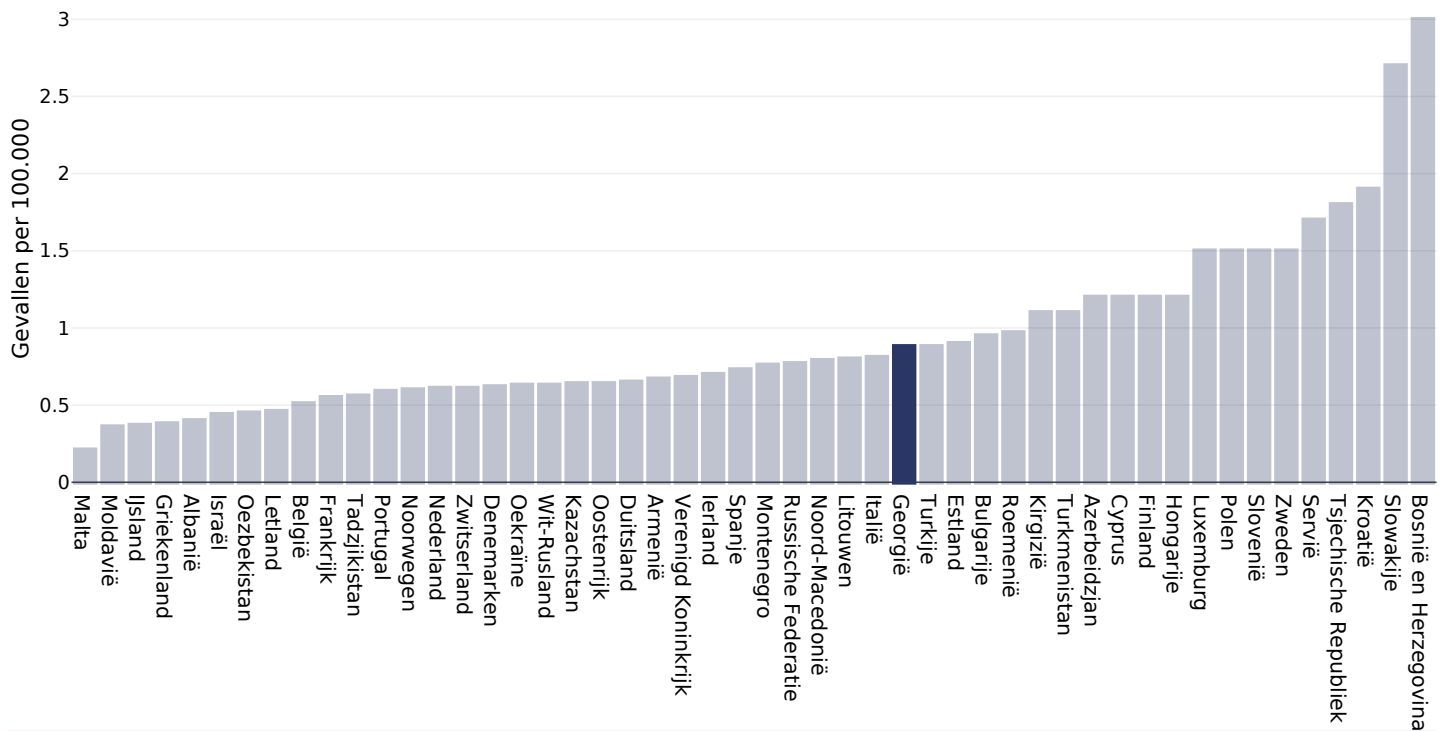
In aanmerking komend gebied: Nationaal

Referenties: Ferlay J, Ervik M, Lam F, Colombet M, Mery L, Piñeros M, Znaor A, Soerjomataram I, Bray F (2020). Global Cancer Observatory: Cancer Today. Lyon, France: International Agency for Research on Cancer. Available from: <https://gco.iarc.fr/today>, accessed 10.01.2153

Definities (alleen beschikbaar in het Engels): Age-standardized incidence rates per 100 000

Galblaaskanker

Mannen, 2020



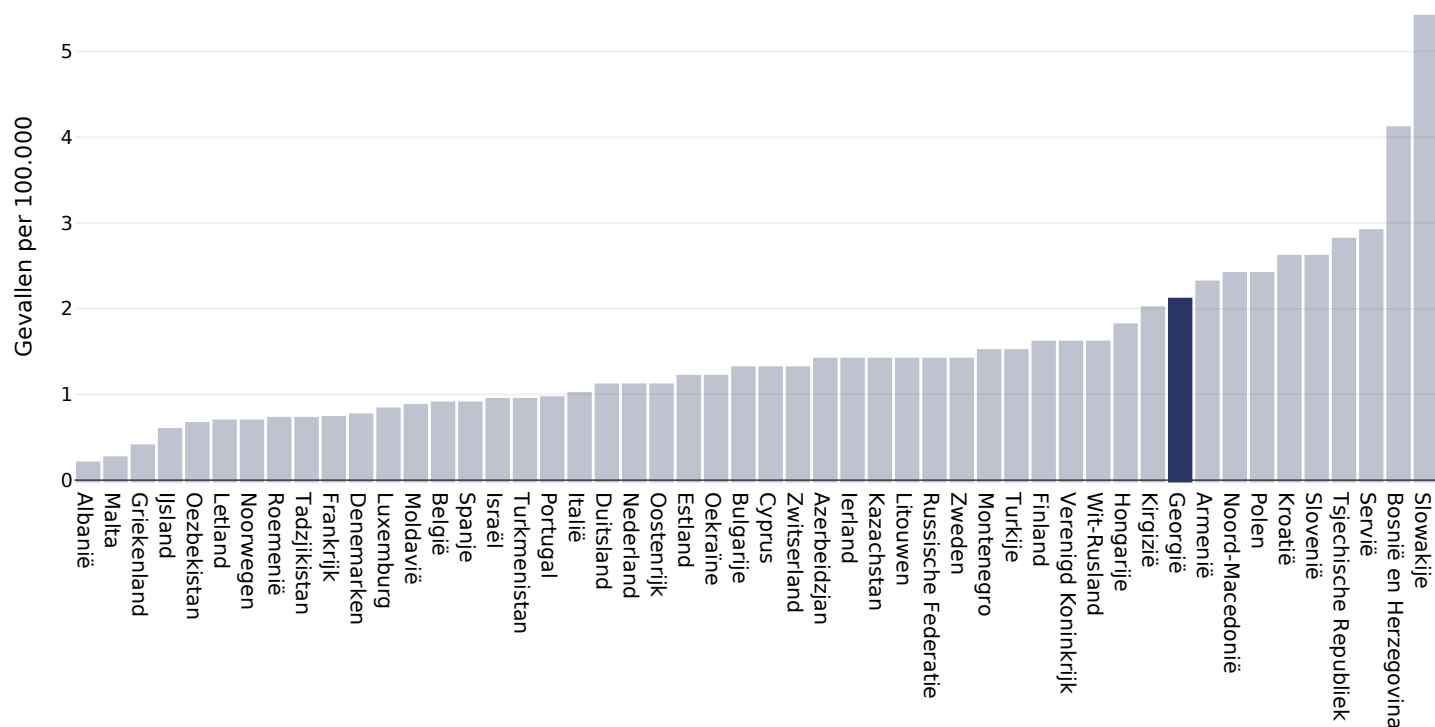
Leeftijd: 20+

In aanmerking komend gebied: Nationaal

Referenties: Ferlay J, Ervik M, Lam F, Colombet M, Mery L, Piñeros M, Znaor A, Soerjomataram I, Bray F (2020). Global Cancer Observatory: Cancer Today. Lyon, France: International Agency for Research on Cancer. Available from: <https://gco.iarc.fr/today>, accessed 10.01.2153

Definities (alleen beschikbaar in het Engels): Age-standardized incidence rates per 100 000

Vrouwen, 2020



Leeftijd: 20+

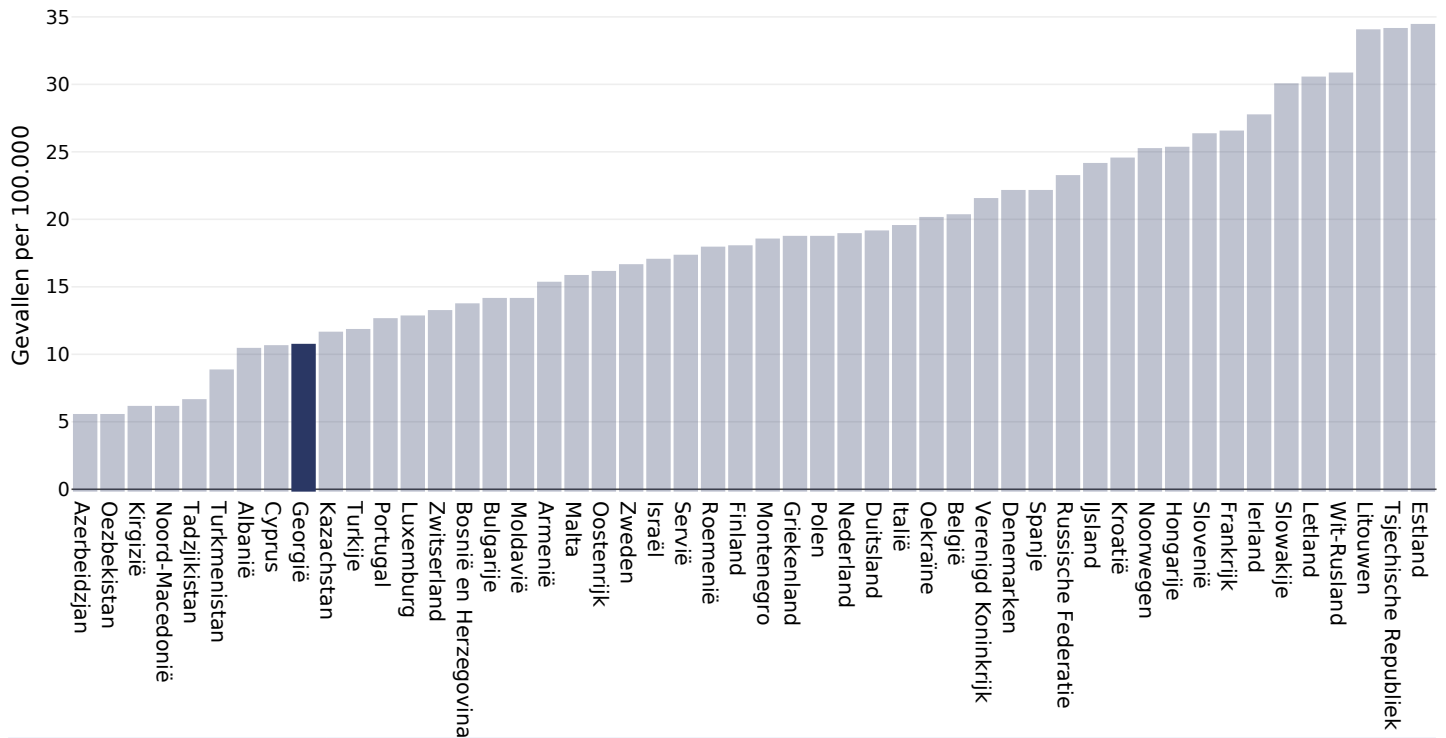
In aanmerking komend gebied: Nationaal

Referenties: Ferlay J, Ervik M, Lam F, Colombet M, Mery L, Piñeros M, Znaor A, Soerjomataram I, Bray F (2020). Global Cancer Observatory: Cancer Today. Lyon, France: International Agency for Research on Cancer. Available from: <https://gco.iarc.fr/today>, accessed 10.01.2153

Definities (alleen beschikbaar in het Engels): Age-standardized incidence rates per 100 000

Nierkanker

Mannen, 2020



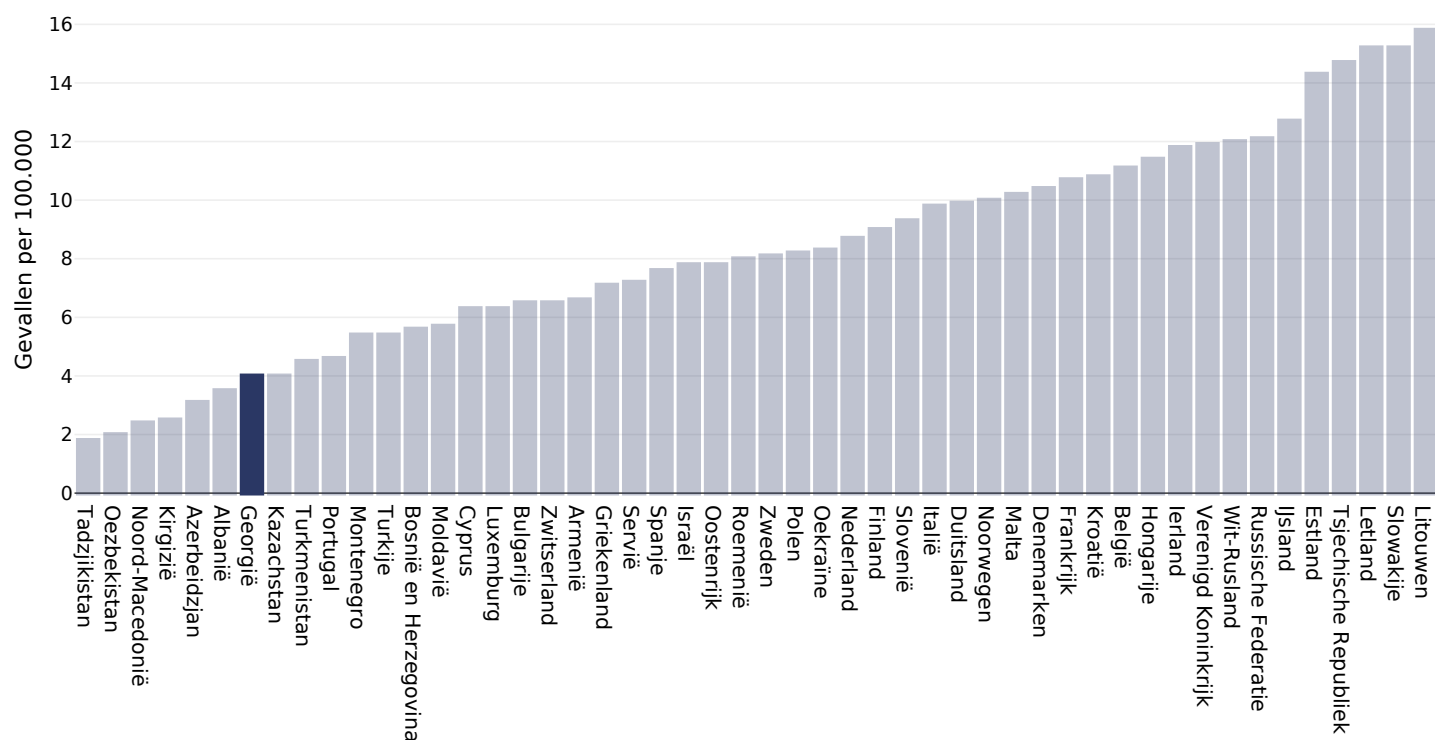
Leeftijd: 20+

In aanmerking komend gebied: Nationaal

Referenties: Ferlay J, Ervik M, Lam F, Colombet M, Mery L, Piñeros M, Znaor A, Soerjomataram I, Bray F (2020). Global Cancer Observatory: Cancer Today. Lyon, France: International Agency for Research on Cancer. Available from: <https://gco.iarc.fr/today>, accessed 10.01.2153

Definities (alleen beschikbaar in het Engels): Age-standardized incidence rates per 100 000

Vrouwen, 2020



Leeftijd: 20+

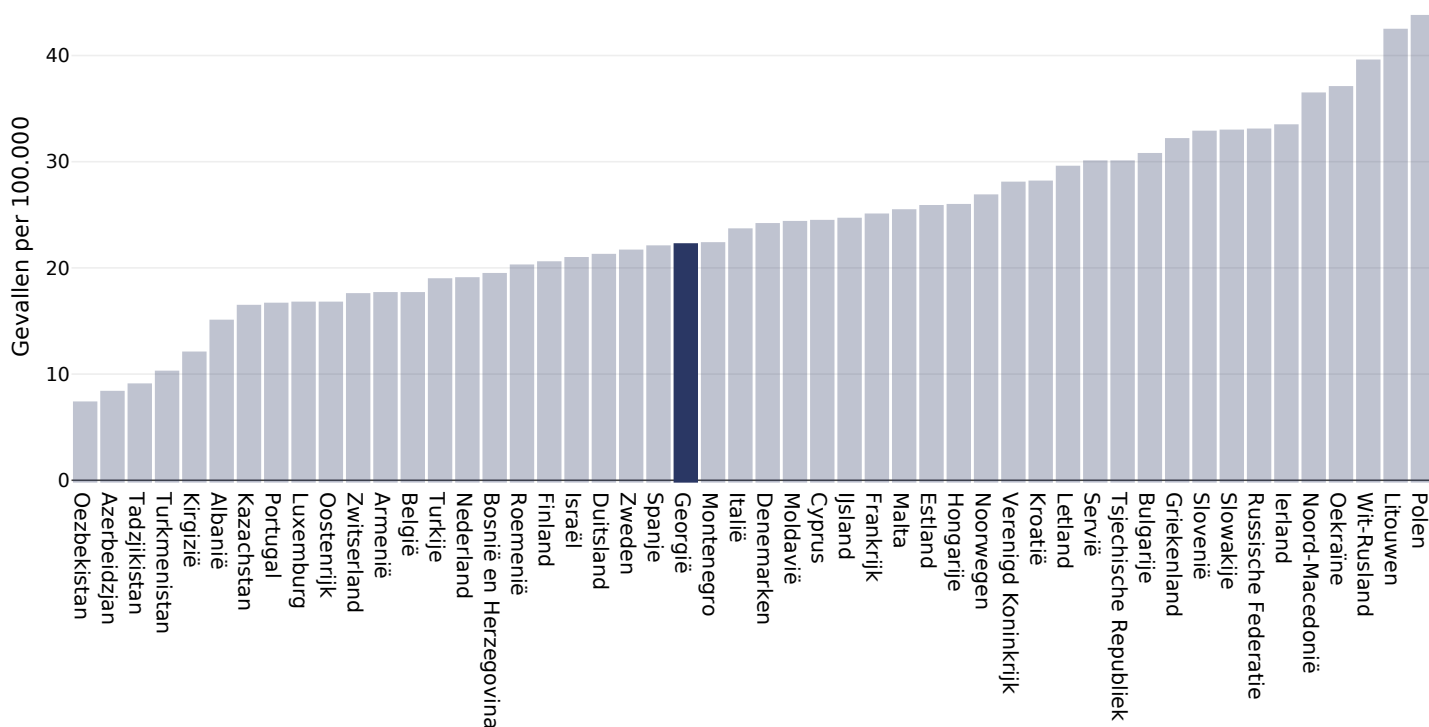
In aanmerking komend gebied: Nationaal

Referenties: Ferlay J, Ervik M, Lam F, Colombet M, Mery L, Piñeros M, Znaor A, Soerjomataram I, Bray F (2020). Global Cancer Observatory: Cancer Today. Lyon, France: International Agency for Research on Cancer. Available from: <https://gco.iarc.fr/today>, accessed 10.01.2153

Definities (alleen beschikbaar in het Engels): Age-standardized incidence rates per 100 000

Baarmoederkanker

Vrouwen, 2020



Leeftijd: 20+

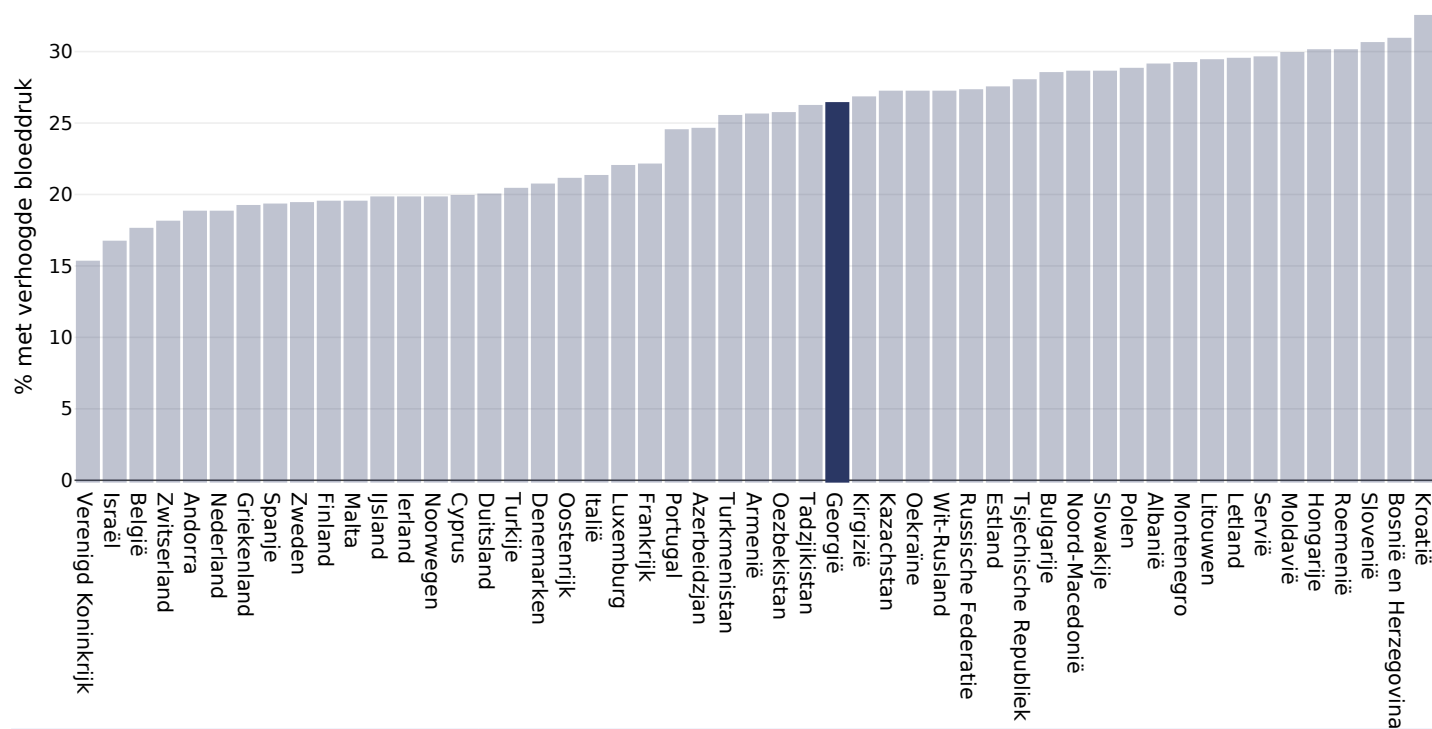
In aanmerking komend gebied: Nationaal

Referenties: Ferlay J, Ervik M, Lam F, Colombet M, Mery L, Piñeros M, Znaor A, Soerjomataram I, Bray F (2020). Global Cancer Observatory: Cancer Today. Lyon, France: International Agency for Research on Cancer. Available from: <https://gco.iarc.fr/today>, accessed 10.01.2153

Definities (alleen beschikbaar in het Engels): Age-standardized incidence rates per 100 000

Verhoogde bloeddruk

Volwassenen, 2015



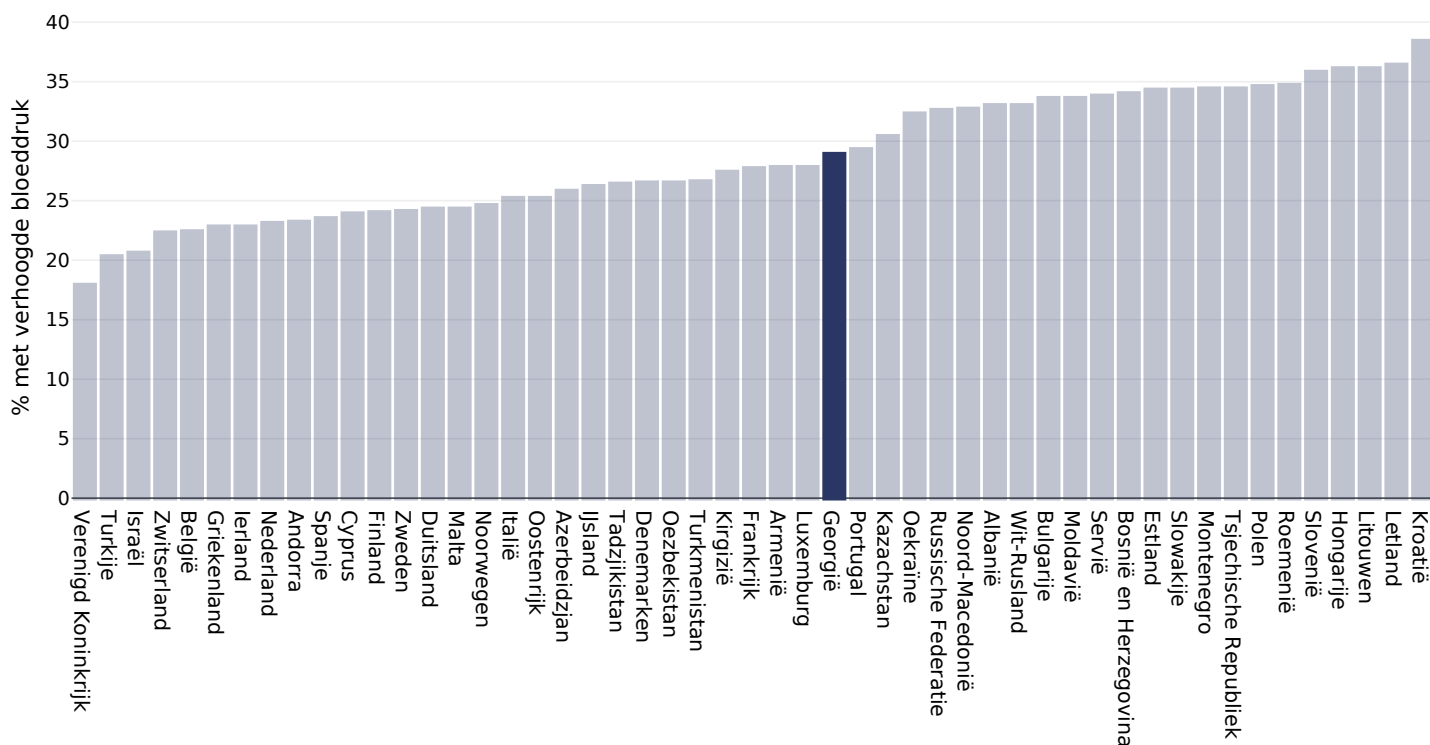
Referenties:

Global Health Observatory data repository, World Health Organisation,
<http://apps.who.int/gho/data/node.main.A875?lang=en>

Definities (alleen beschikbaar in het Engels):

Age Standardised estimated % Raised blood pressure 2015 (SBP>=140 OR DBP>=90).

Mannen, 2015



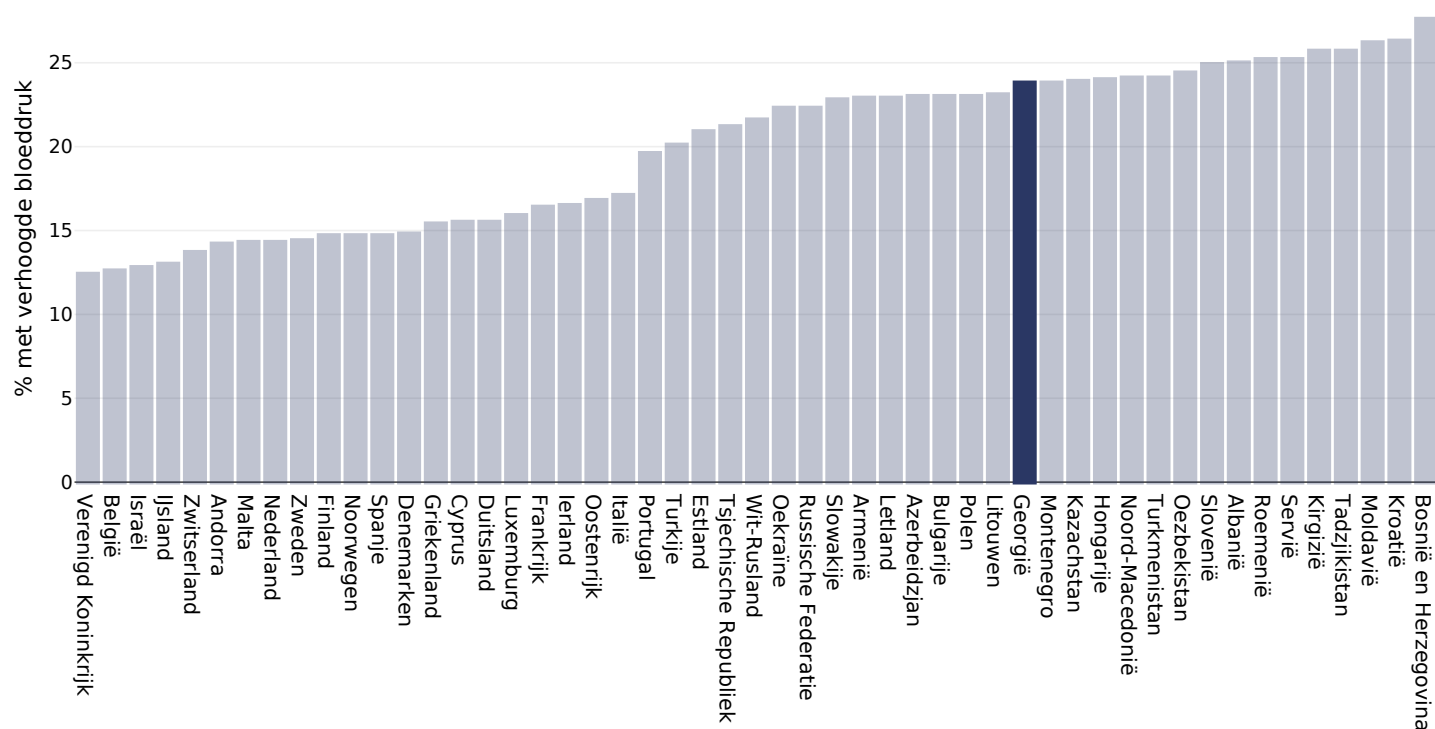
Referenties:

Global Health Observatory data repository, World Health Organisation,
<http://apps.who.int/gho/data/node.main.A875?lang=en>

Definities (alleen beschikbaar in het Engels):

Age Standardised estimated % Raised blood pressure 2015 (SBP>=140 OR DBP>=90).

Vrouwen, 2015



Referenties:

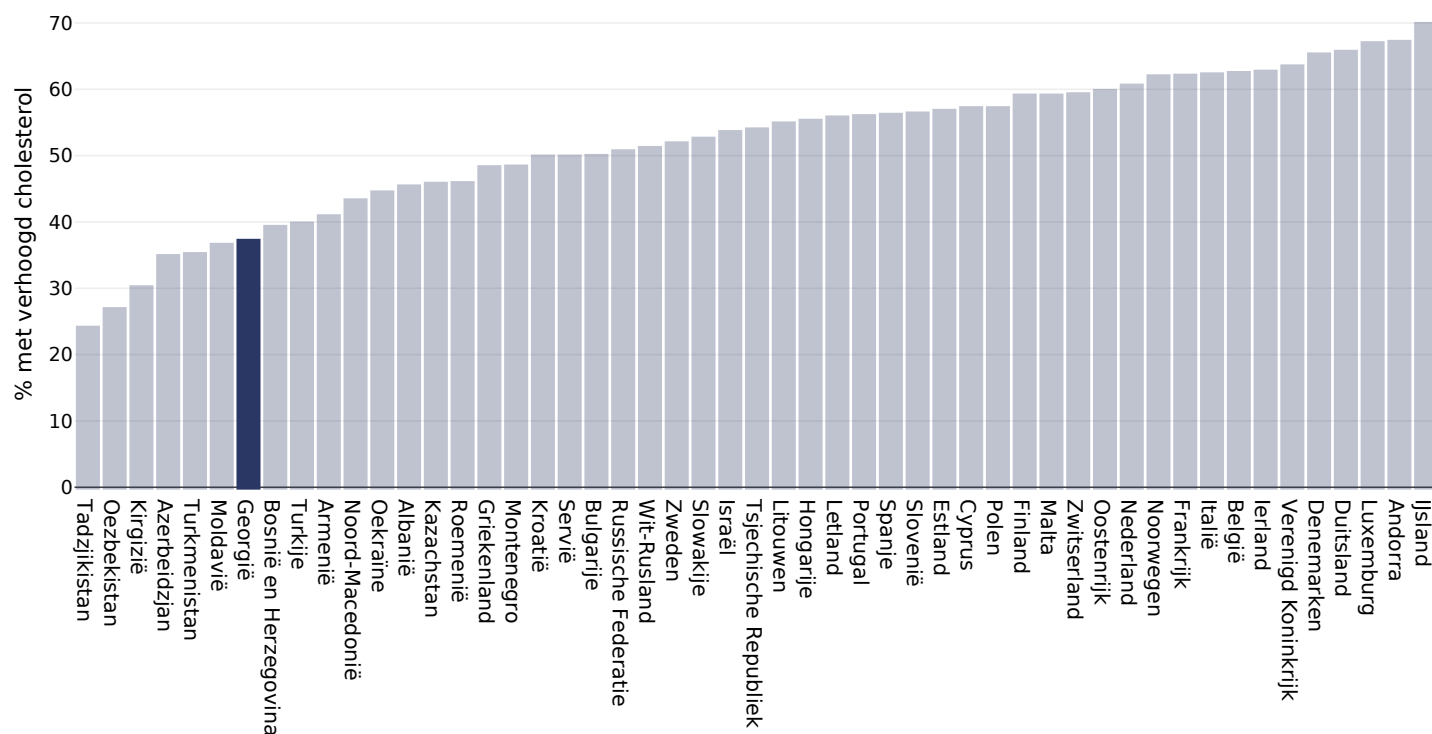
Global Health Observatory data repository, World Health Organisation,
<http://apps.who.int/gho/data/node.main.A875?lang=en>

Definities (alleen beschikbaar in het Engels):

Age Standardised estimated % Raised blood pressure 2015 (SBP>=140 OR DBP>=90).

Verhoogd cholesterol

Volwassenen, 2008



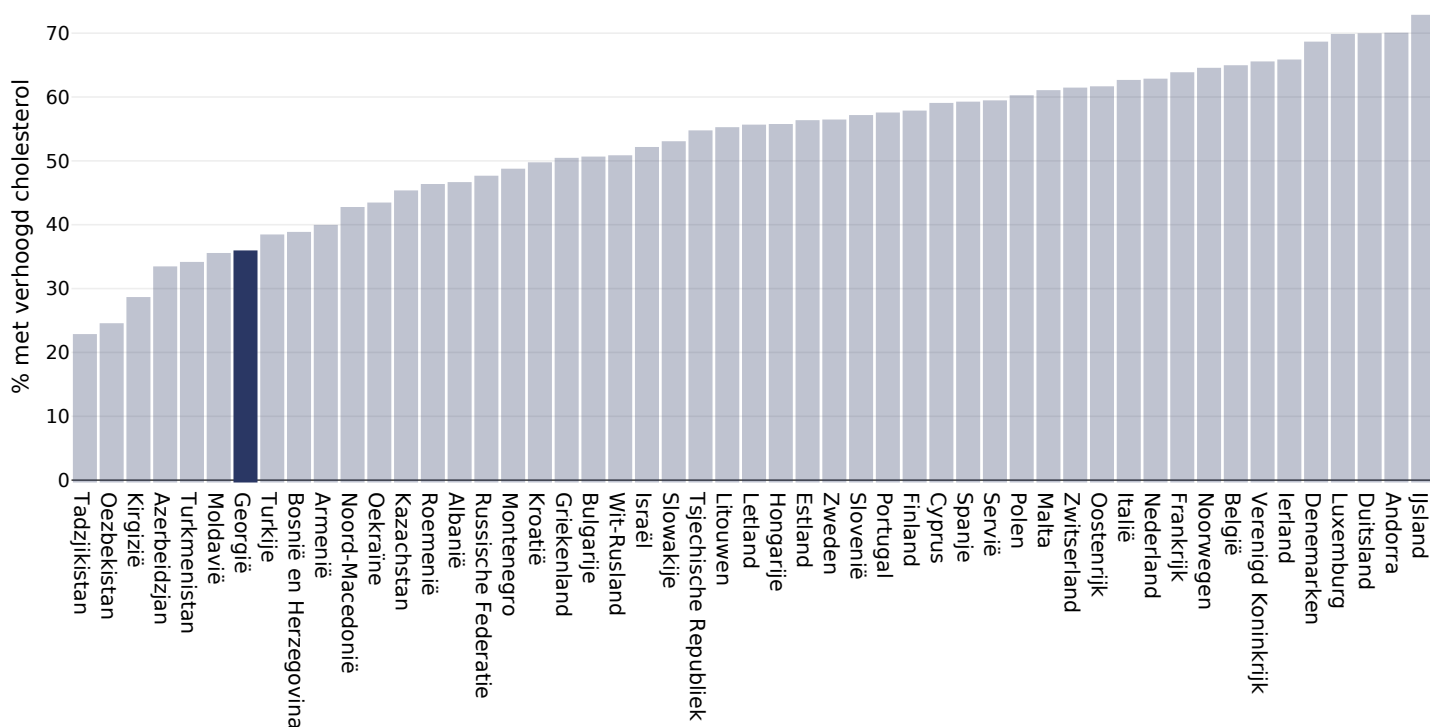
Referenties:

Global Health Observatory data repository, World Health Organisation,
<http://apps.who.int/gho/data/node.main.A885>

Definities (alleen beschikbaar in het Engels):

% Raised total cholesterol (≥ 5.0 mmol/L) (age-standardized estimate).

Mannen, 2008



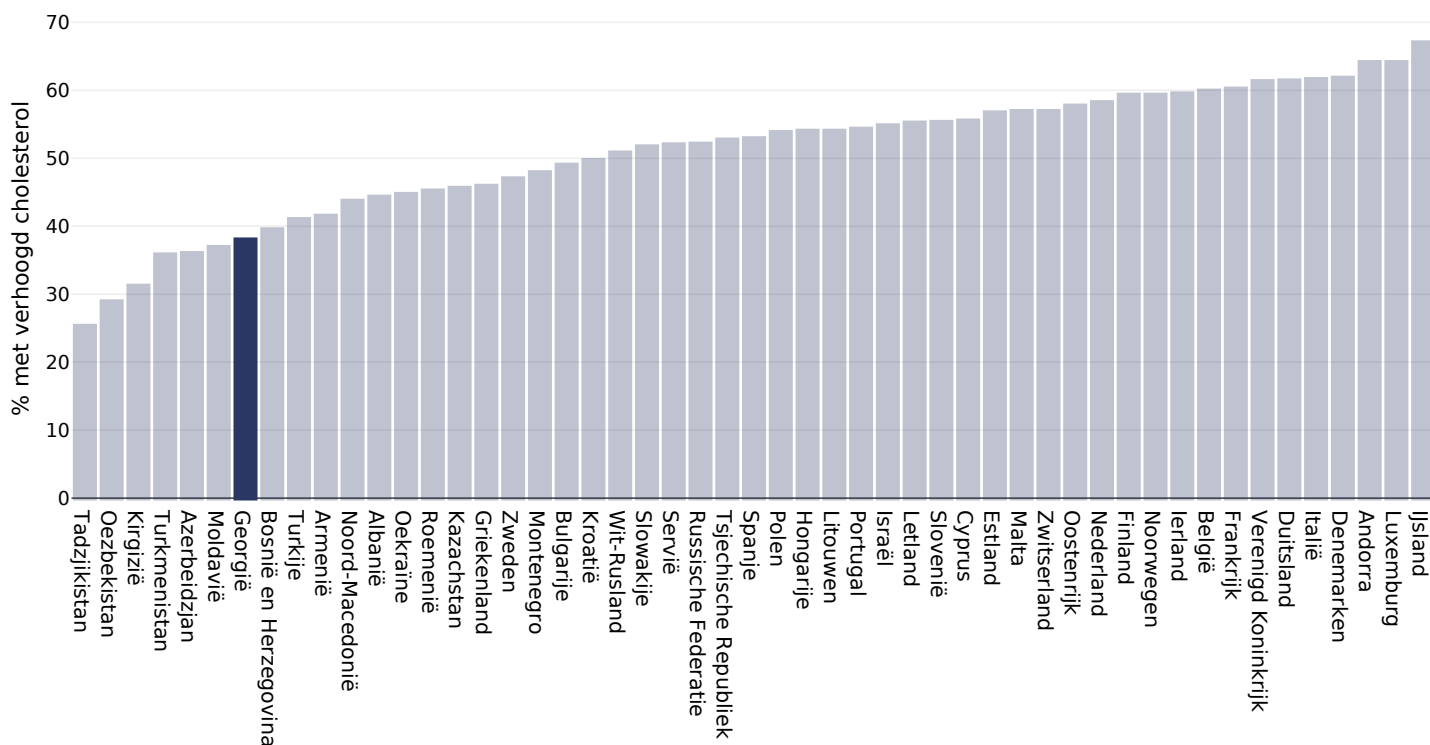
Referenties:

Global Health Observatory data repository, World Health Organisation,
<http://apps.who.int/gho/data/node.main.A885>

Definities (alleen beschikbaar in het Engels):

% Raised total cholesterol (≥ 5.0 mmol/L) (age-standardized estimate).

Vrouwen, 2008



Referenties:

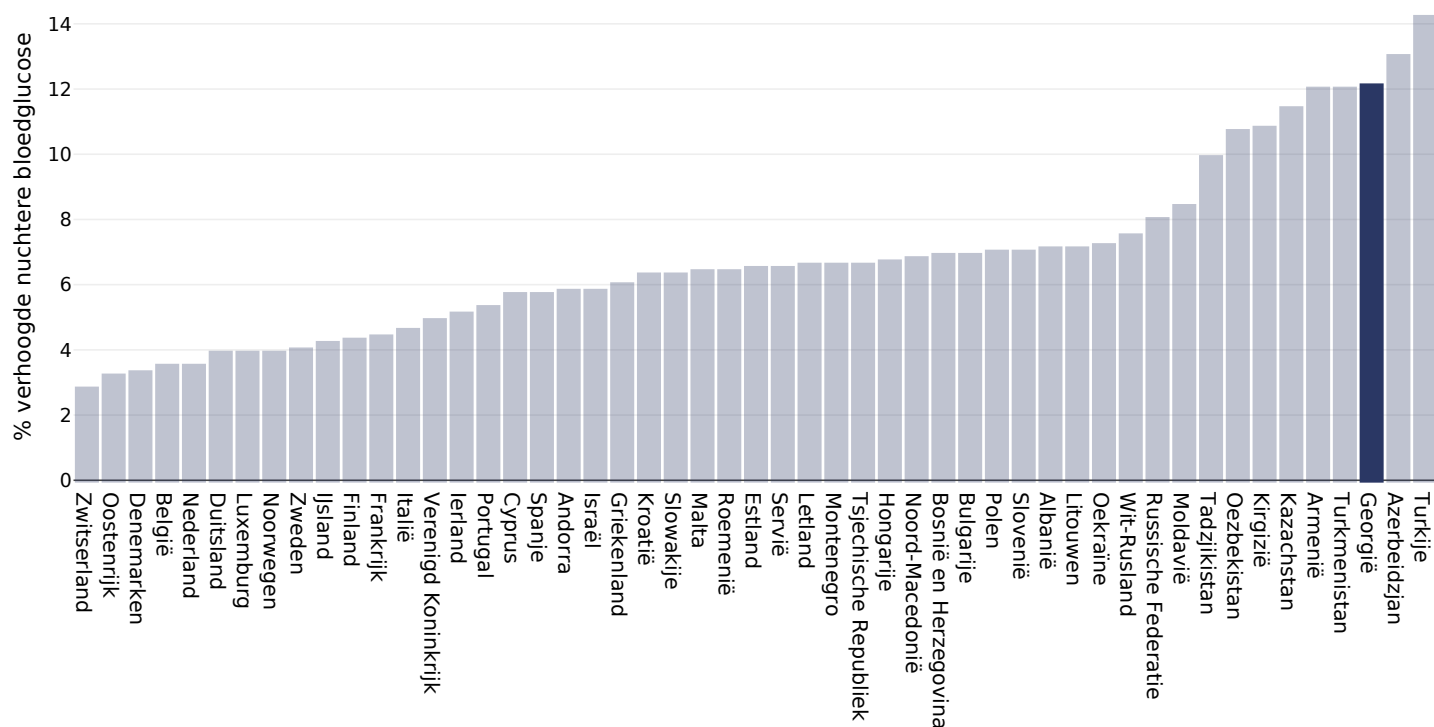
Global Health Observatory data repository, World Health Organisation,
<http://apps.who.int/gho/data/node.main.A885>

Definities (alleen beschikbaar in het Engels):

% Raised total cholesterol (≥ 5.0 mmol/L) (age-standardized estimate).

Verhoogde nuchtere bloedglucose

Mannen, 2014



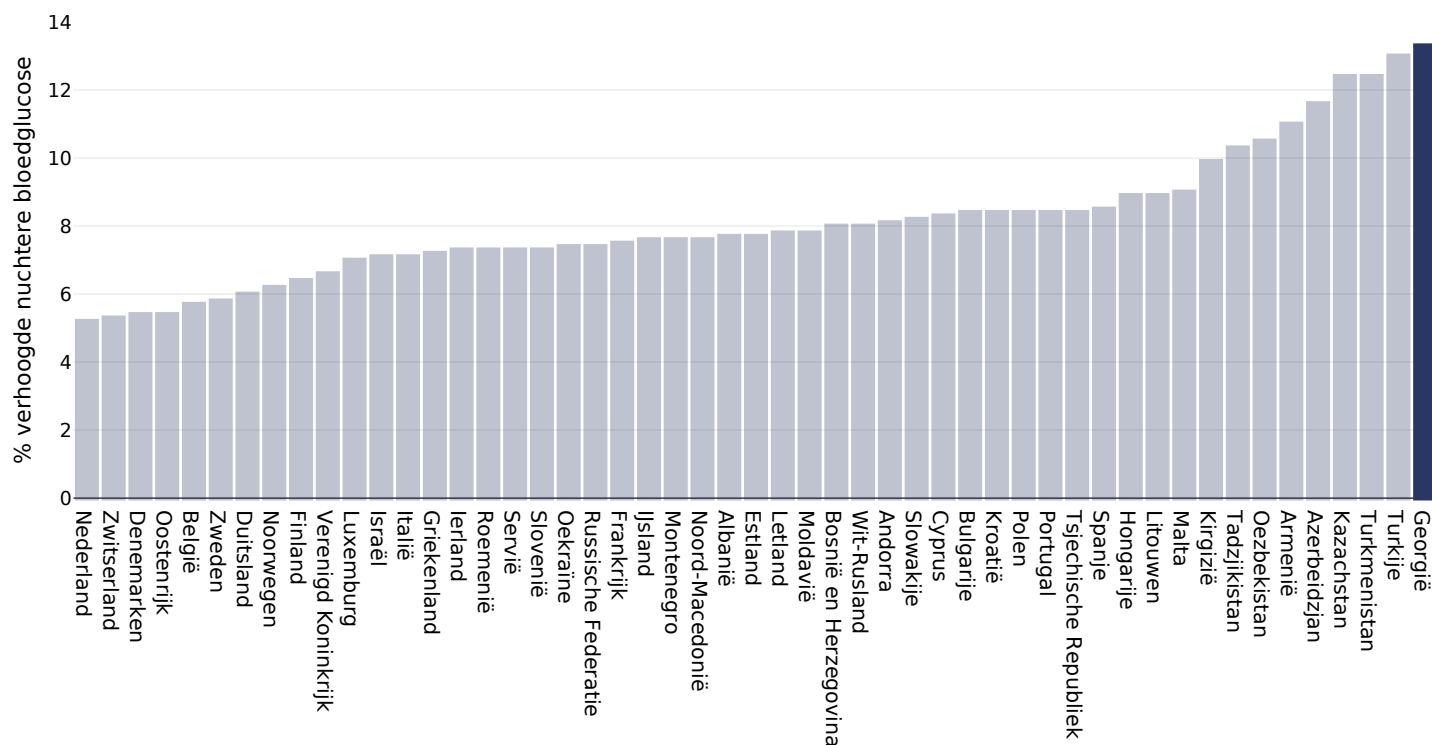
Referenties:

Global Health Observatory data repository, World Health Organisation,
<http://apps.who.int/gho/data/node.main.A869?lang=en>

Definities (alleen beschikbaar in het Engels):

Age Standardised % raised fasting blood glucose (≥ 7.0 mmol/L or on medication).

Vrouwen, 2014



Referenties:

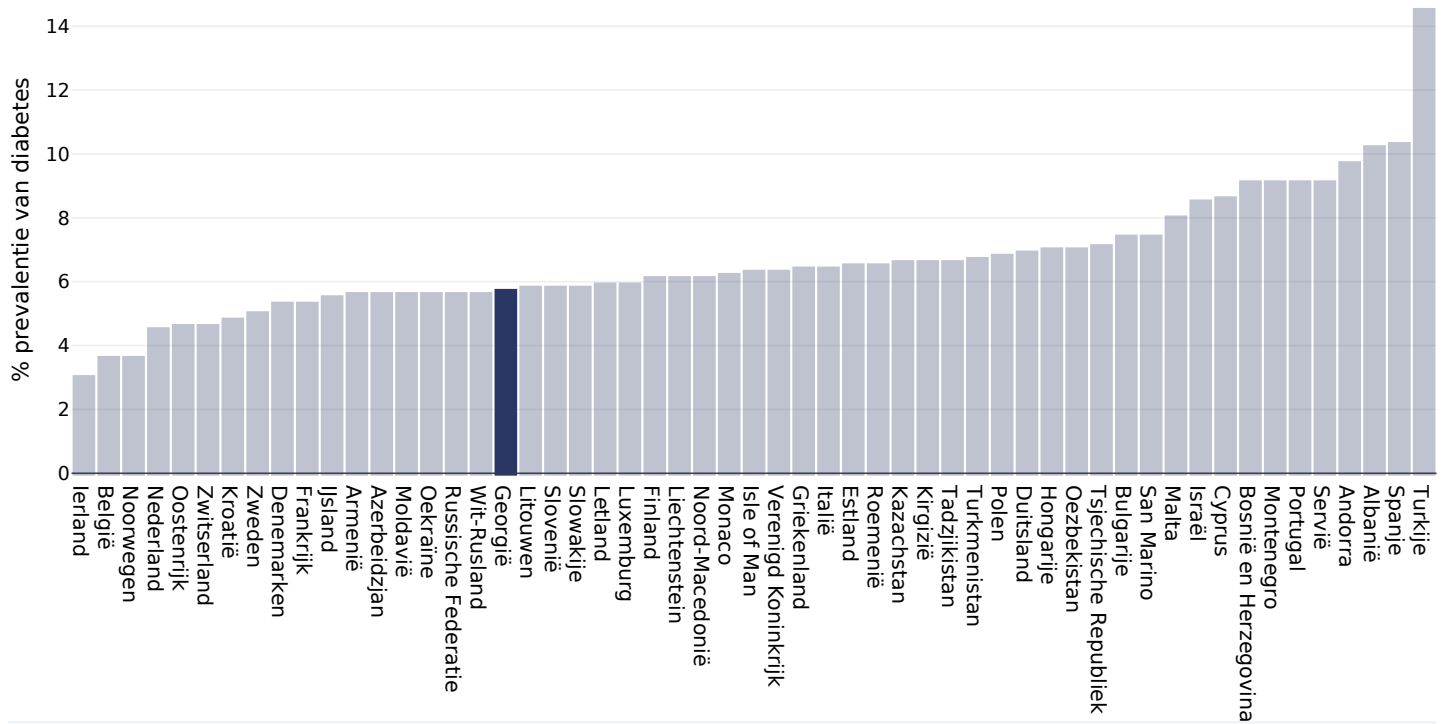
Global Health Observatory data repository, World Health Organisation,
<http://apps.who.int/gho/data/node.main.A869?lang=en>

Definities (alleen beschikbaar in het Engels):

Age Standardised % raised fasting blood glucose (>= 7.0 mmol/L or on medication).

Diabetesprevalentie

Volwassenen, 2021



Leeftijd: 20-79

In aanmerking komend gebied: Nationaal

Referenties: Reproduced with kind permission International Diabetes Federation. IDF Diabetes Atlas, 10th edn. Brussels, Belgium:International Diabetes Federation, 2021. <http://www.diabetesatlas.org>






Definities (alleen beschikbaar in het Engels): Age-adjusted comparative prevalence of diabetes, %

Contextual factors

Disclaimer: These contextual factors should be interpreted with care. Results are updated as regularly as possible and use very specific criteria. The criteria used and full definitions are available for download at the bottom of this page.



Labelling

Is there mandatory nutrition labelling?	
Front-of-package labelling?	
Back-of-pack nutrition declaration?	
Color coding?	
Warning label?	



Regulation and marketing

Are there fiscal policies on unhealthy products?	✗
Tax on unhealthy foods?	✗
Tax on unhealthy drinks?	✗
Are there fiscal policies on healthy products?	✗
Subsidy on fruits?	✗
Subsidy on vegetables?	✗
Subsidy on other healthy products?	✗
Mandatory limit or ban of trans fat (all settings)?	✓
Mandatory limit of trans fats in place (all settings)?	✓
Ban on trans-fats or phos in place (all settings)?	✗
Are there any mandatory policies/marketing restrictions on the promotion of unhealthy food/drinks to children?	✗
Mandatory restriction on broadcast media?	✗
Mandatory restriction on non-broadcast media?	✗
Voluntary policies/marketing restrictions on the promotion of unhealthy food/drinks to children?	✗
Are there mandatory standards for food in schools?	✓
Are there any mandatory nutrient limits in any manufactured food products?	✗
Nutrition standards for public sector procurement?	✗



Political will and support

National obesity strategy or nutrition and physical activity national strategy?	✓
National obesity strategy?	✗
National childhood obesity strategy?	✗
Comprehensive nutrition strategy?	✓
Comprehensive physical activity strategy?	✓
Evidence-based dietary guidelines and/or RDAs?	✓
National target(s) on reducing obesity?	✓
Guidelines/policy on obesity treatment?	✗
Promotion of breastfeeding?	✓



Monitoring and surveillance

Monitoring of the prevalence and incidence for the main obesity-related NCDs and risk factors?	✓
Within 5 years?	✗



Governance and resource

Multi-sectoral national co-ordination mechanism for obesity or nutrition (including obesity)?	✗
--	---

Key

Present
 Present (voluntary)
 Incoming
 Absent
 Unknown

Last updated September 13, 2022

PDF created on May 18, 2024