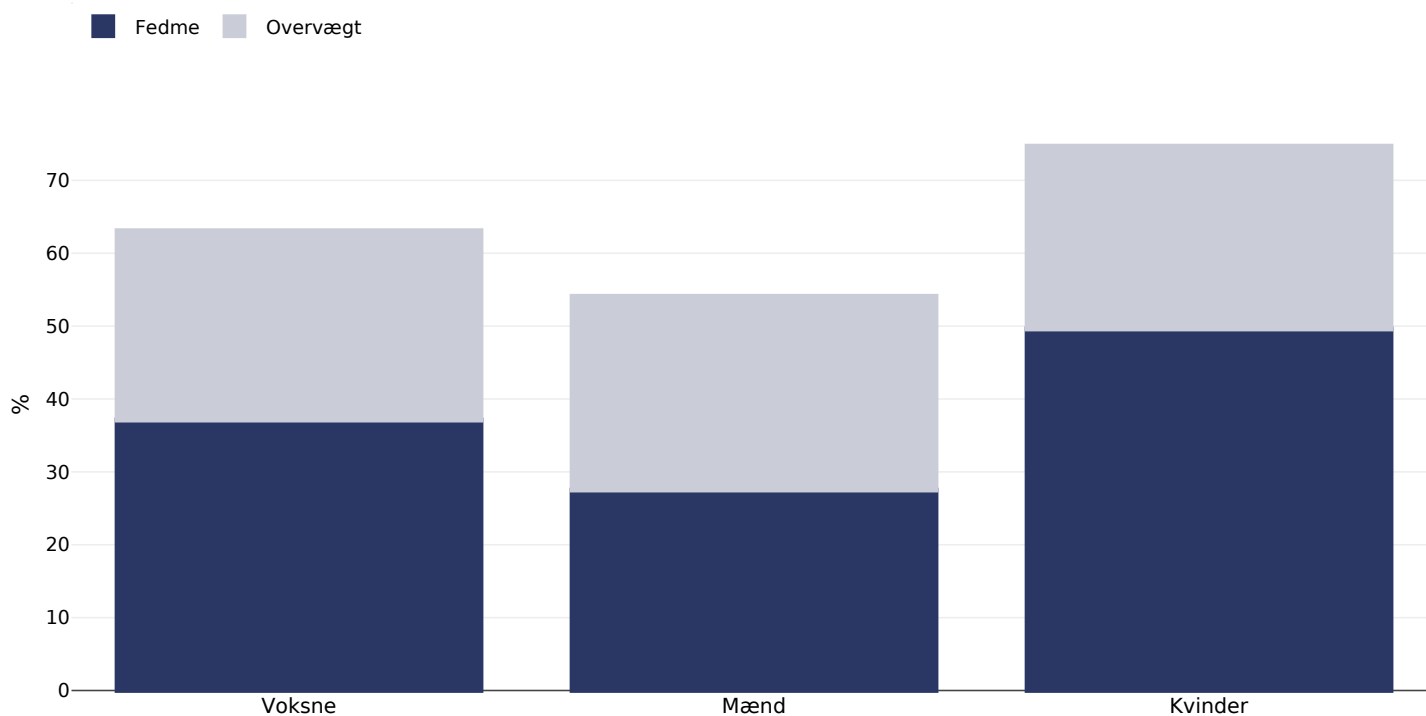


Report card Mikronesiens Forenede Stater



Fedmeprævalens

Voksne, 2014



Alder: 18-69

Prøvens størrelse: 2048

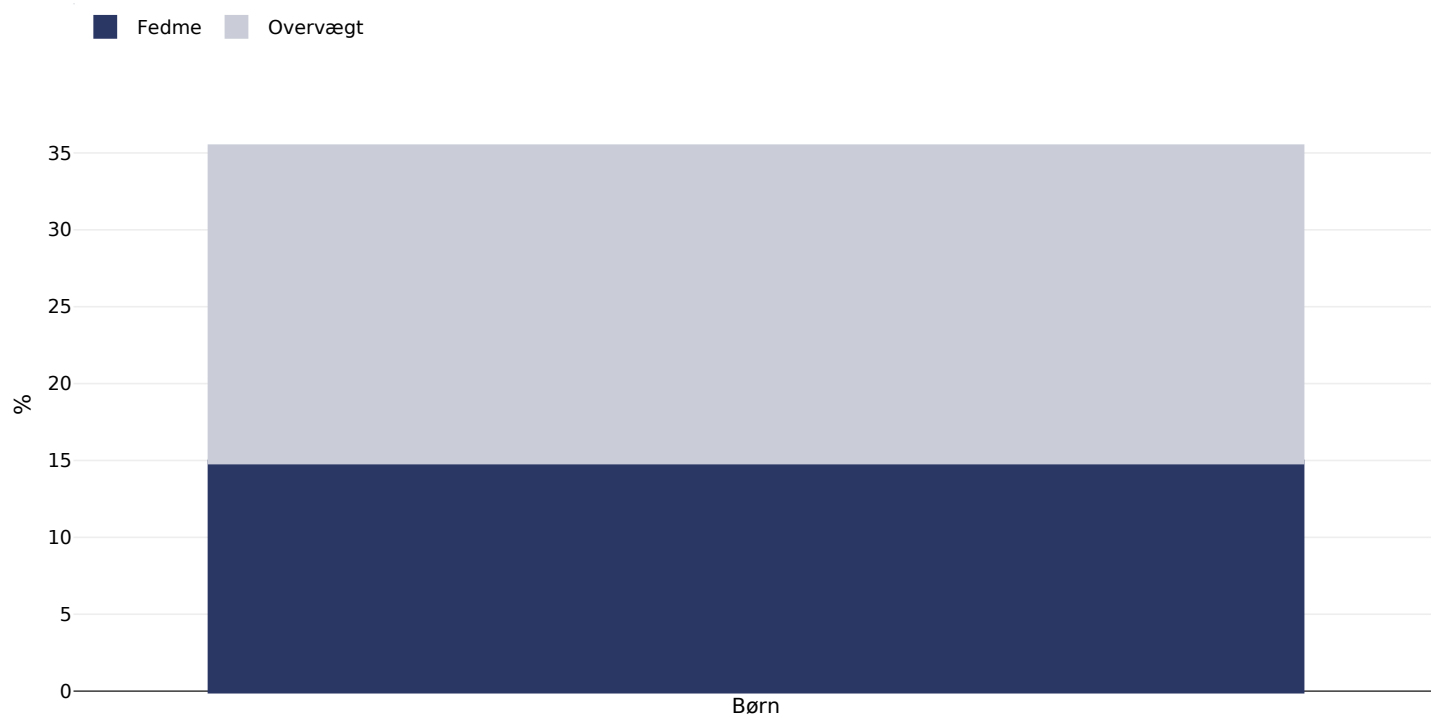
Area covered: Regional

Referencer: Federal States of Micronesia (FSM) STEPS Survey 2014. Available at: [https://cdn.who.int/media/docs/default-source/ncds/ncd-surveillance/data-reporting/micronesia-\(federated-states-of\)/chuuk_factsheet_2016_2ndsteps_final.pdf?sfvrsn=9cbef31e_1&download=true](https://cdn.who.int/media/docs/default-source/ncds/ncd-surveillance/data-reporting/micronesia-(federated-states-of)/chuuk_factsheet_2016_2ndsteps_final.pdf?sfvrsn=9cbef31e_1&download=true). Accessed: 11.10.21.

Noter (kun tilgængelige på engelsk): State of Chuuk

Medmindre andet er angivet, henviser overvægt til en BMI på mellem 25 kg og 29,9 kg/m², fedme henviser til en BMI på mere end 30 kg/m².

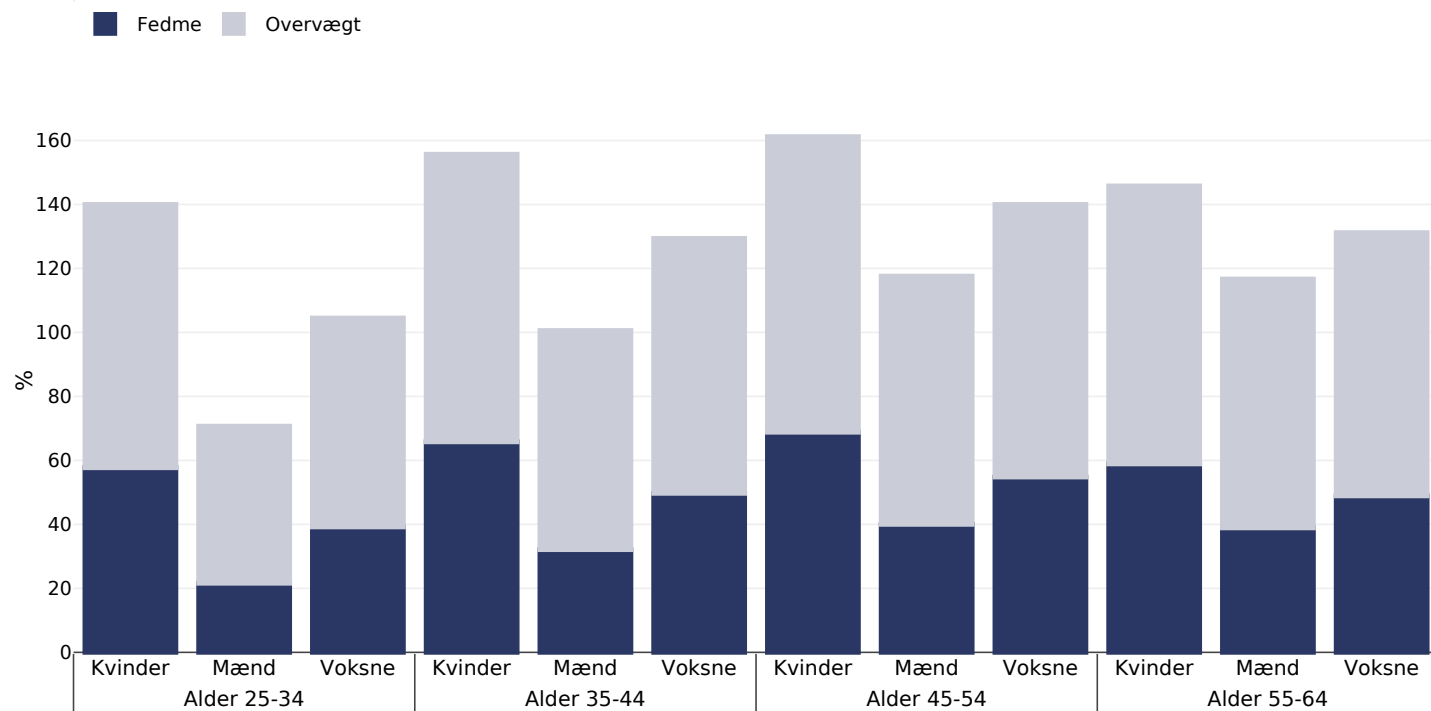
Børn, 2016-2018



Undersøgelsestype:	Målt
Alder:	15-19
Prøvens størrelse:	4186
Area covered:	National
Referencer:	FSM Youth NCD Risk Factors. 2017 report. https://www.pihoa.org/wp-content/uploads/2022/05/FSM-National-High-School-Survey-report-2017_FINAL.pdf (Accessed 17.01.23)
Noter (kun tilgængelige på engelsk):	Measured data was used in all three of four states (self-report in Yap). The state Chuuk is underrepresented in the overall FSM estimates.

Overvægt/fedme efter alder

Voksne, 2006



Undersøgelsestype:

Målt

Prøvens størrelse:

1778 (624 Men, 1154 Women)

Area covered:

National

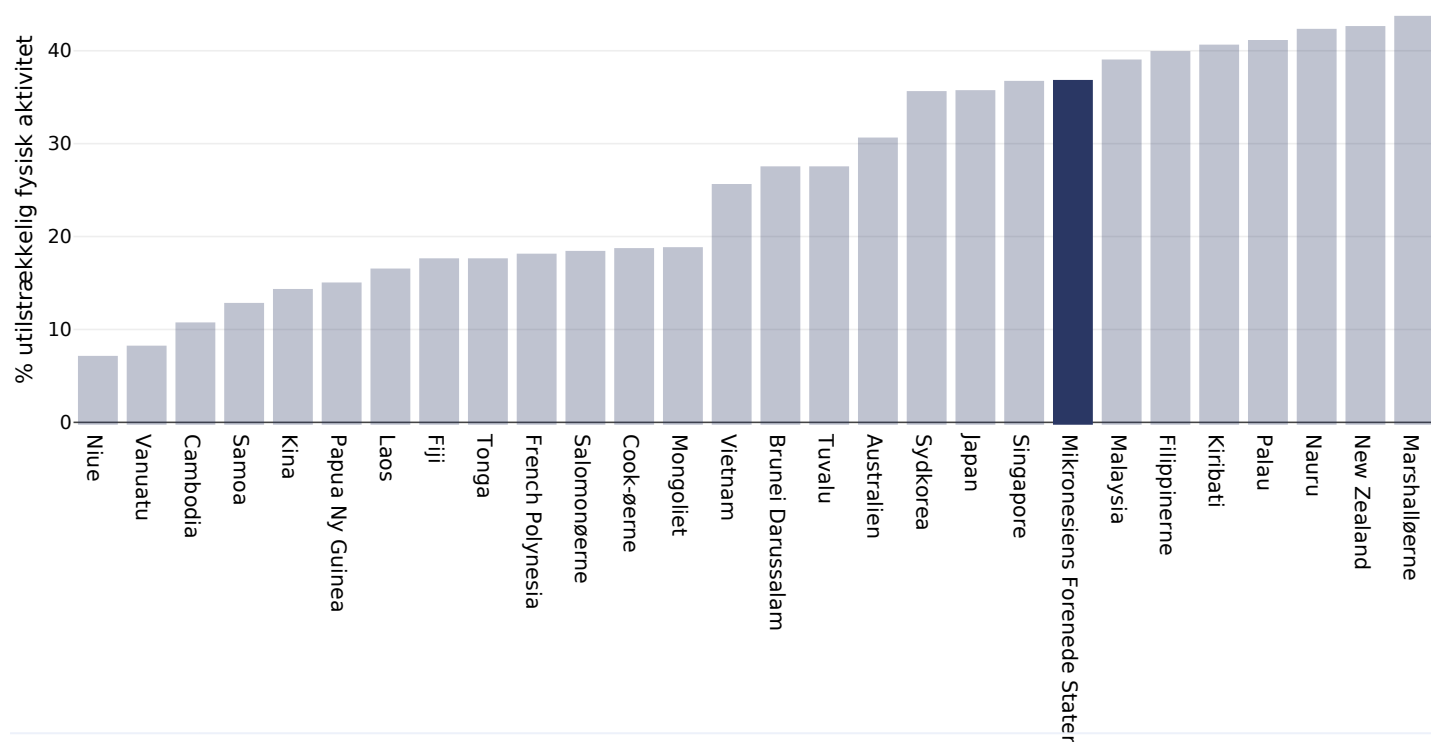
Referencer:

2006 STEPS Country report Micronesia (Federated States of) Available at: [https://cdn.who.int/media/docs/default-source/ncds/ncd-surveillance/data-reporting/micronesia-\(federated-states-of\)/steps/2006-steps-report-micronesia.pdf?sfvrsn=5932a4b7_3&download=true](https://cdn.who.int/media/docs/default-source/ncds/ncd-surveillance/data-reporting/micronesia-(federated-states-of)/steps/2006-steps-report-micronesia.pdf?sfvrsn=5932a4b7_3&download=true) (accessed 27.10.22)

Medmindre andet er angivet, henviser overvægt til en BMI på mellem 25 kg og 29,9 kg/m², fedme henviser til en BMI på mere end 30 kg/m².

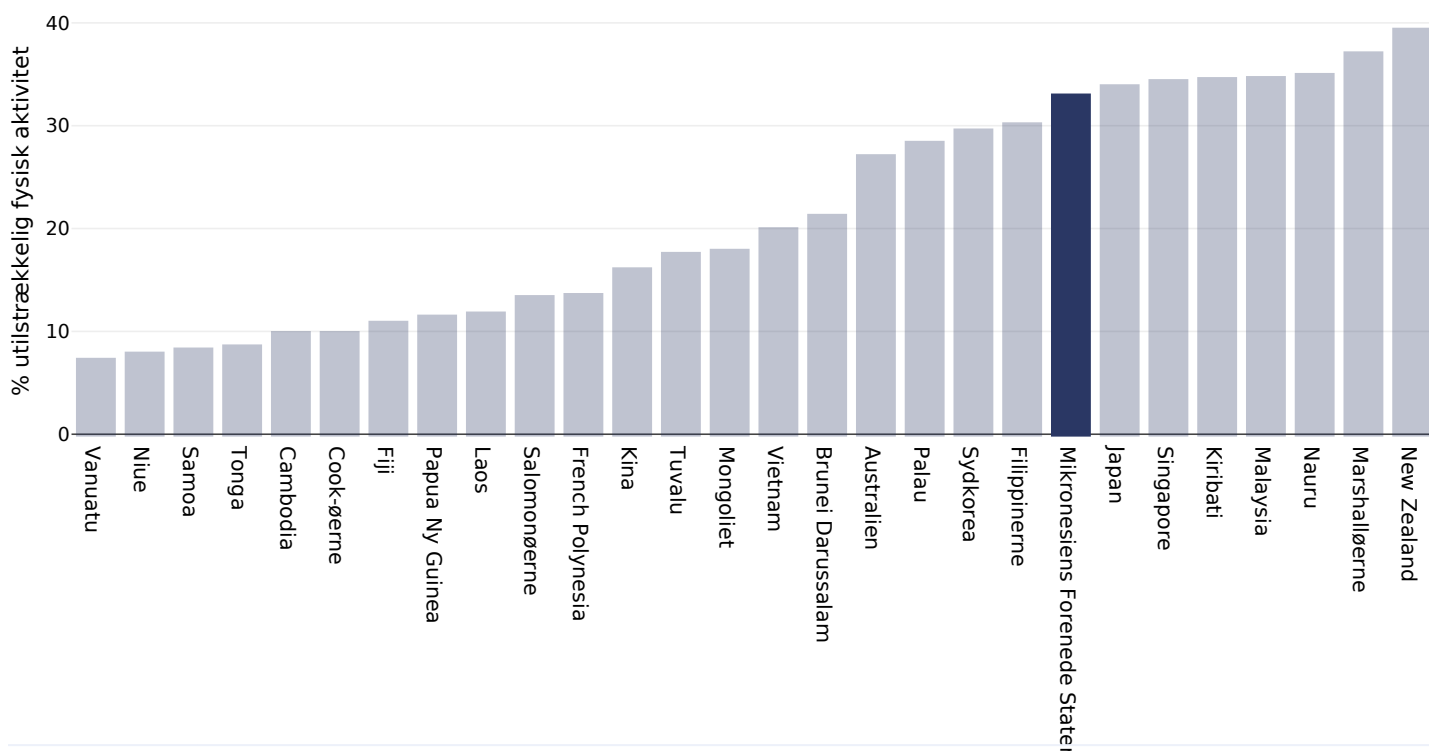
Utilstrækkelig fysisk aktivitet

Voksne, 2016



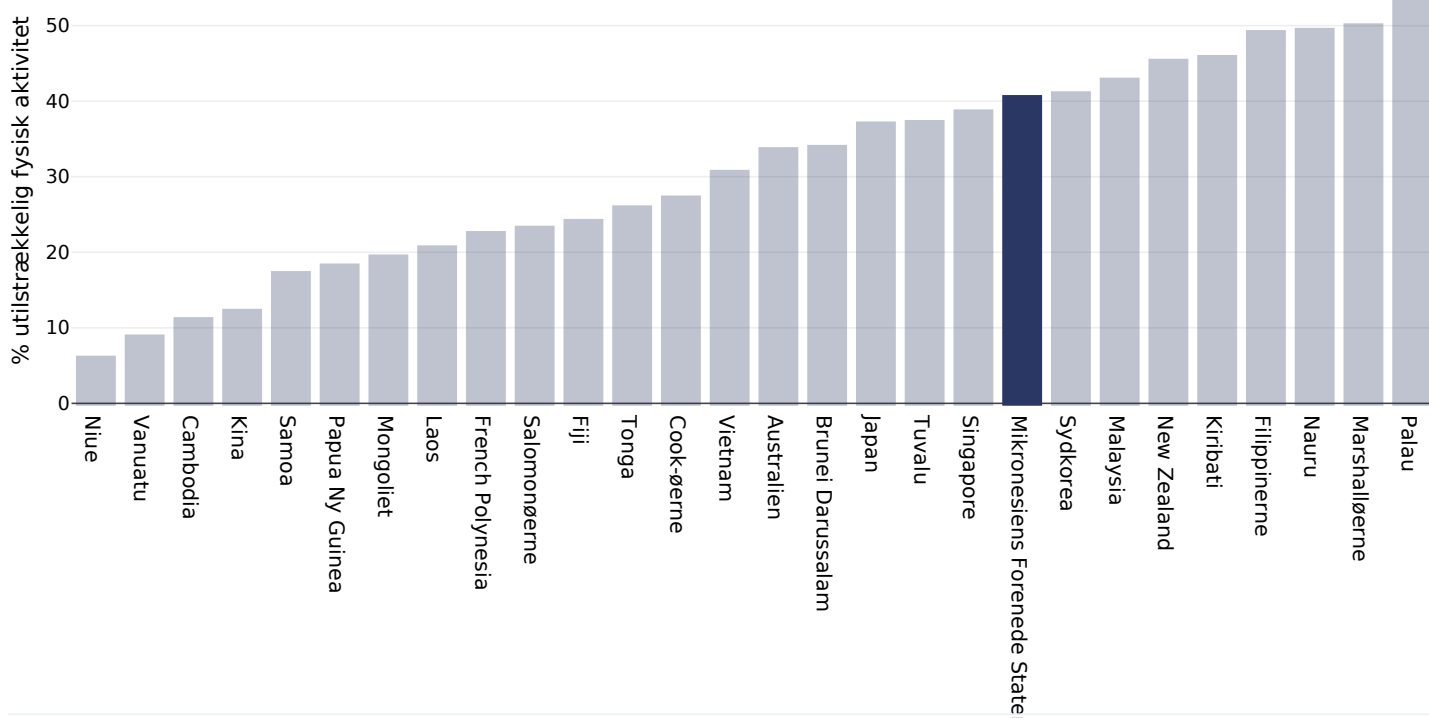
Referencer: Guthold R, Stevens GA, Riley LM, Bull FC. Worldwide trends in insufficient physical activity from 2001 to 2016: a pooled analysis of 358 population-based surveys with 1.9 million participants. Lancet 2018 [http://dx.doi.org/10.1016/S2214-109X\(18\)30357-7](http://dx.doi.org/10.1016/S2214-109X(18)30357-7)

Mænd, 2016



Referencer: Guthold R, Stevens GA, Riley LM, Bull FC. Worldwide trends in insufficient physical activity from 2001 to 2016: a pooled analysis of 358 population-based surveys with 1.9 million participants. Lancet 2018 [http://dx.doi.org/10.1016/S2214-109X\(18\)30357-7](http://dx.doi.org/10.1016/S2214-109X(18)30357-7)

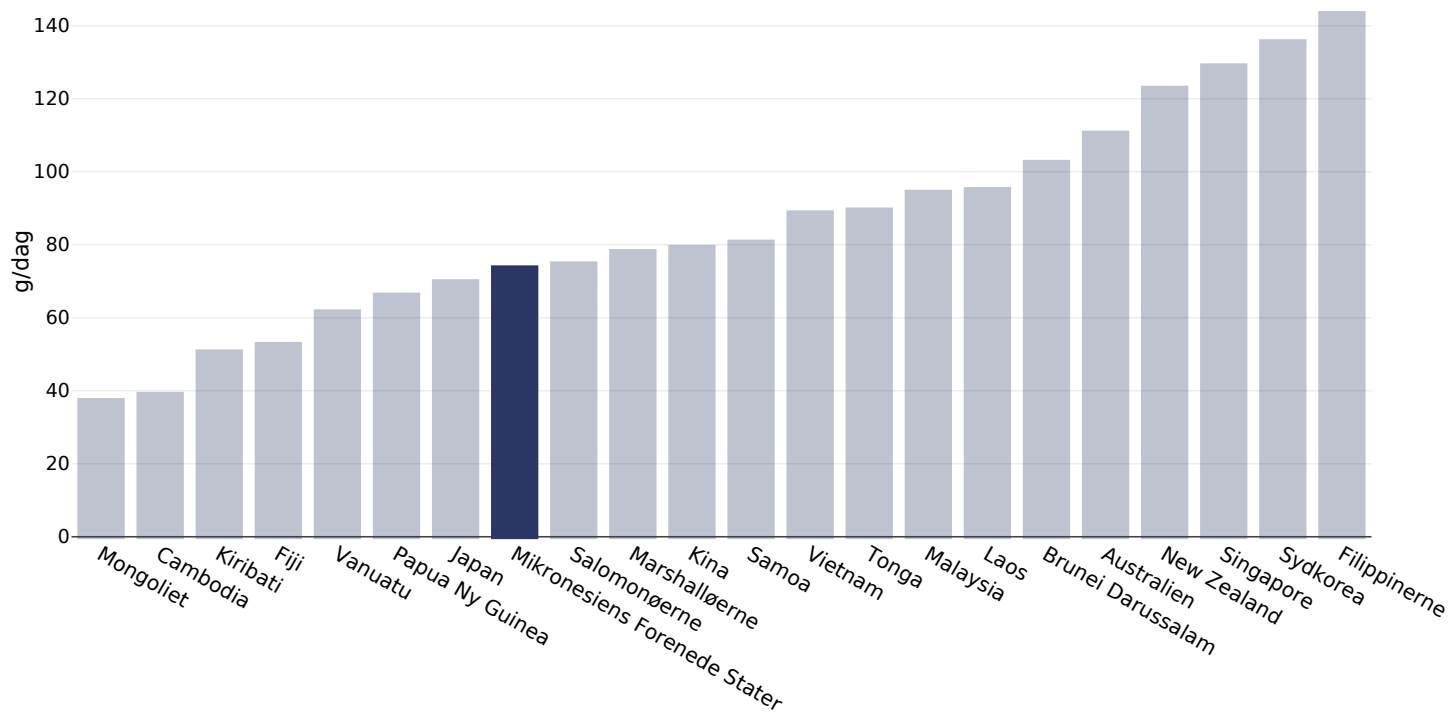
Kvinder, 2016



Referencer: Guthold R, Stevens GA, Riley LM, Bull FC. Worldwide trends in insufficient physical activity from 2001 to 2016: a pooled analysis of 358 population-based surveys with 1.9 million participants. Lancet 2018 [http://dx.doi.org/10.1016/S2214-109X\(18\)30357-7](http://dx.doi.org/10.1016/S2214-109X(18)30357-7)

Estimated per capita fruit intake

Voksne, 2017



Undersøgelsestype: Målt

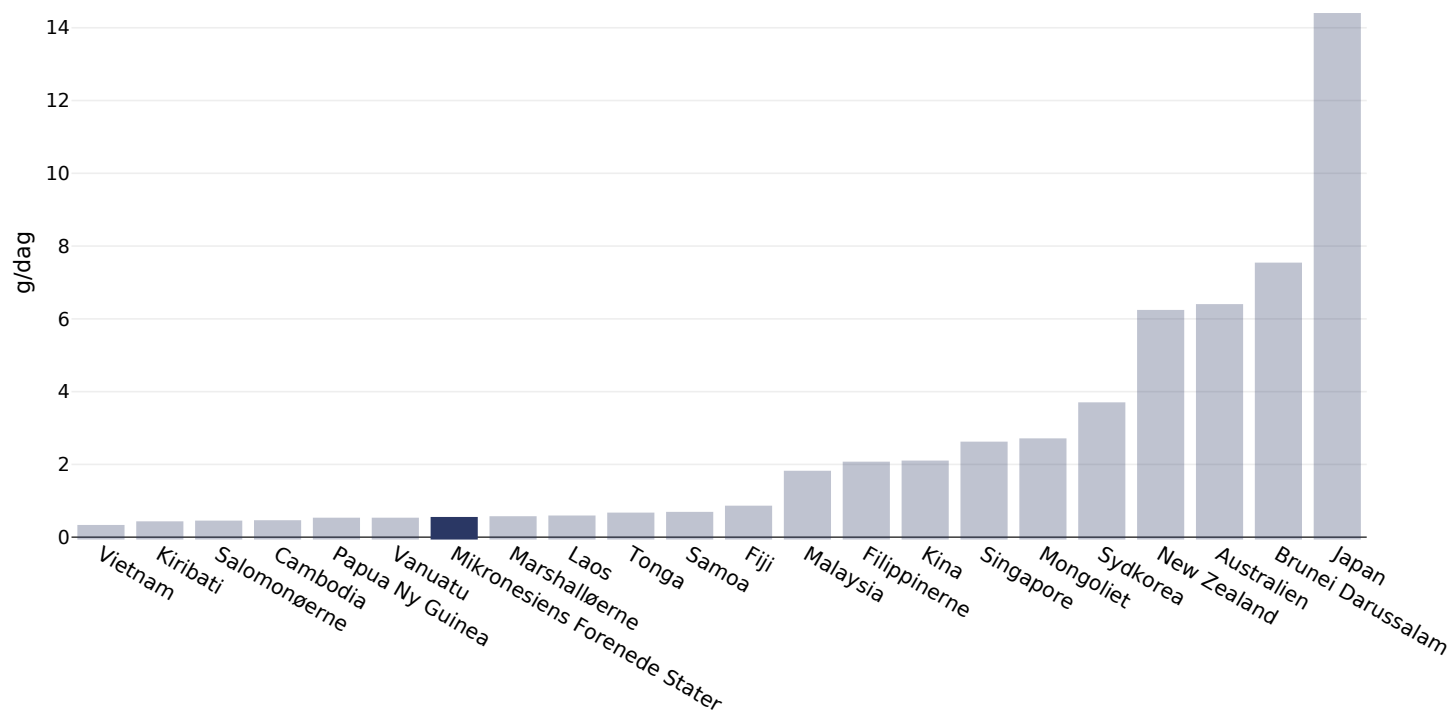
Alder: 25+

Referencer: Global Burden of Disease, the Institute for Health Metrics and Evaluation
<http://ghdx.healthdata.org/>

Definitioner (kun tilgængelig på engelsk): Estimated per-capita fruit intake (g/day)

Anslået indtag af forarbejdet kød pr. indbygger

Voksne, 2017



Undersøgelsestype: Målt

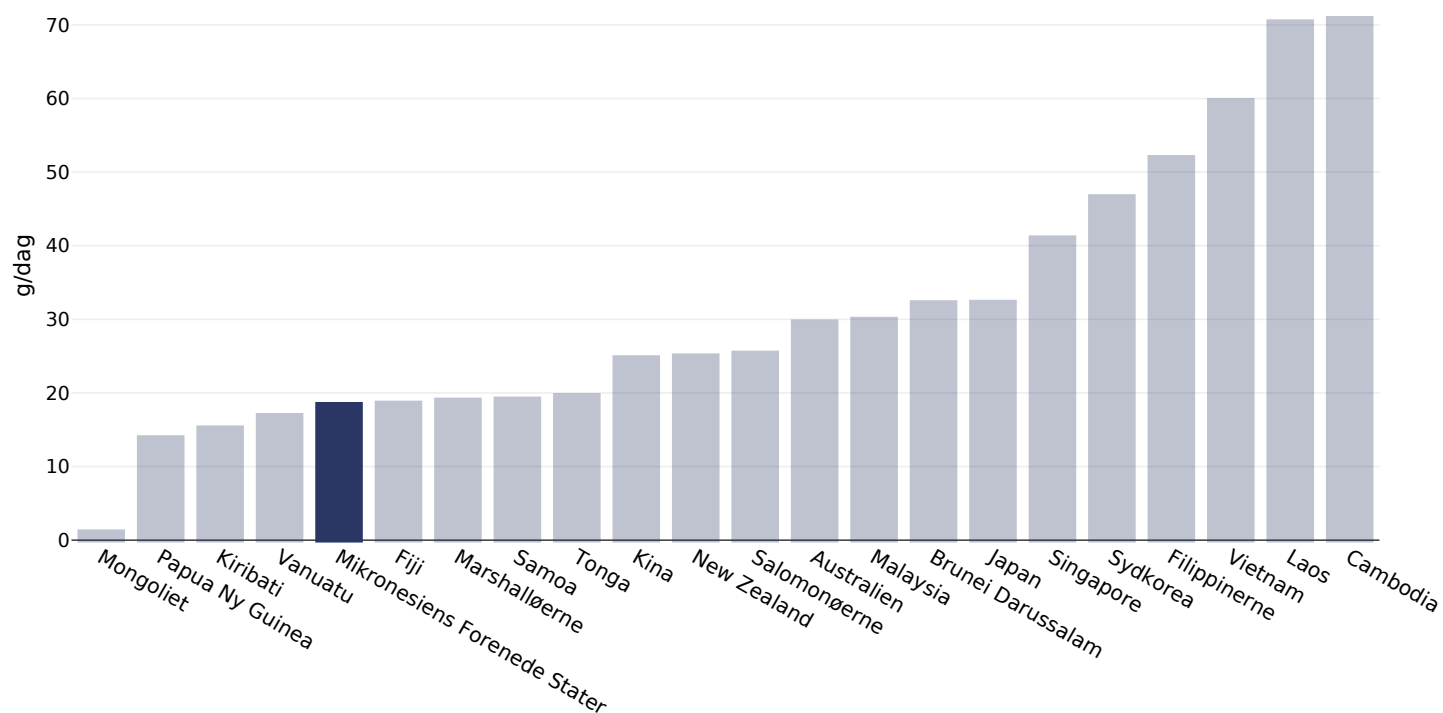
Alder: 25+

Referencer: Global Burden of Disease, the Institute for Health Metrics and Evaluation
<http://ghdx.healthdata.org/>

Definitioner (kun tilgængelig på engelsk): Estimated per-capita processed meat intake (g per day)

Estimated per capita whole grains intake

Voksne, 2017



Undersøgelsestype: Målt

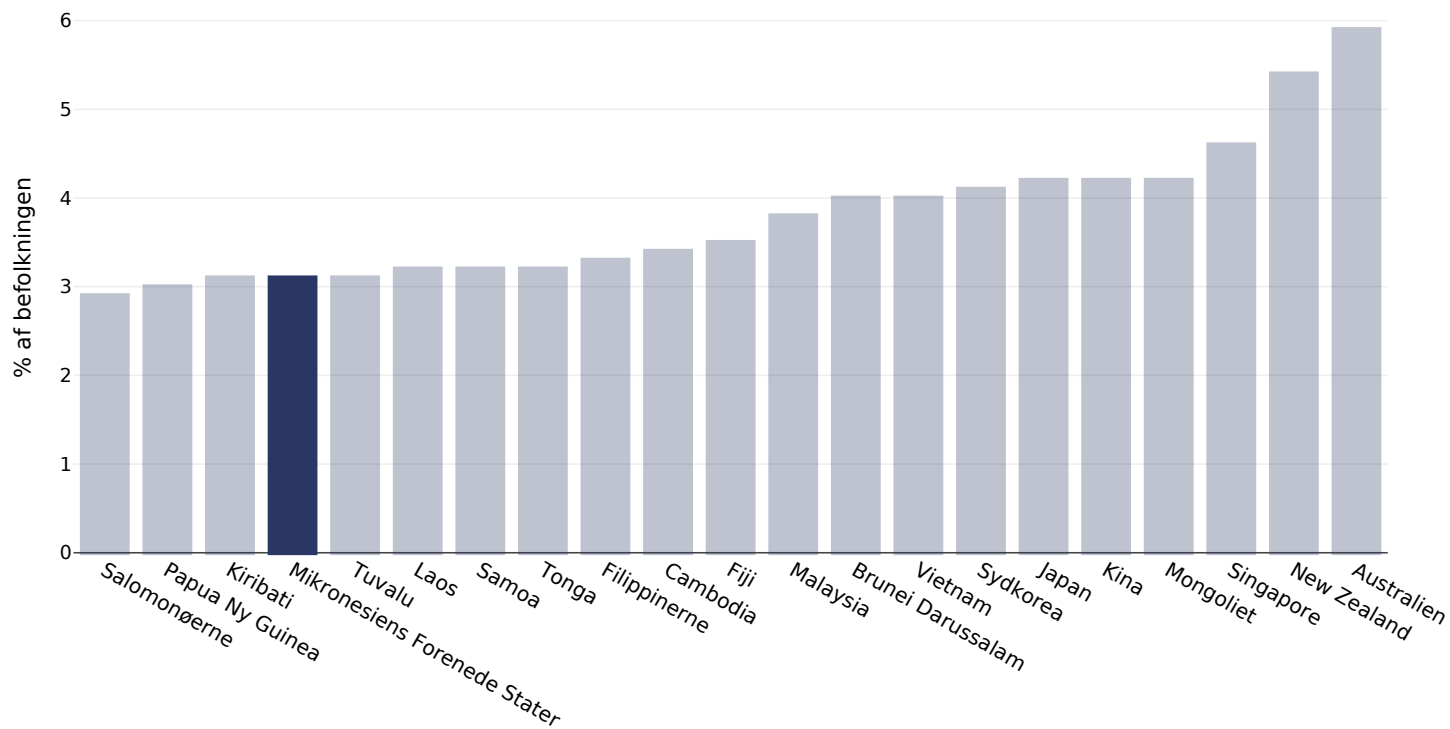
Alder: 25+

Referencer: Global Burden of Disease, the Institute for Health Metrics and Evaluation
<http://ghdx.healthdata.org/>

Definitioner (kun tilgængelig på engelsk): Estimated per-capita whole grains intake (g/day)

Psykisk sundhed - depressionslidelser

Voksne, 2015



Referencer:

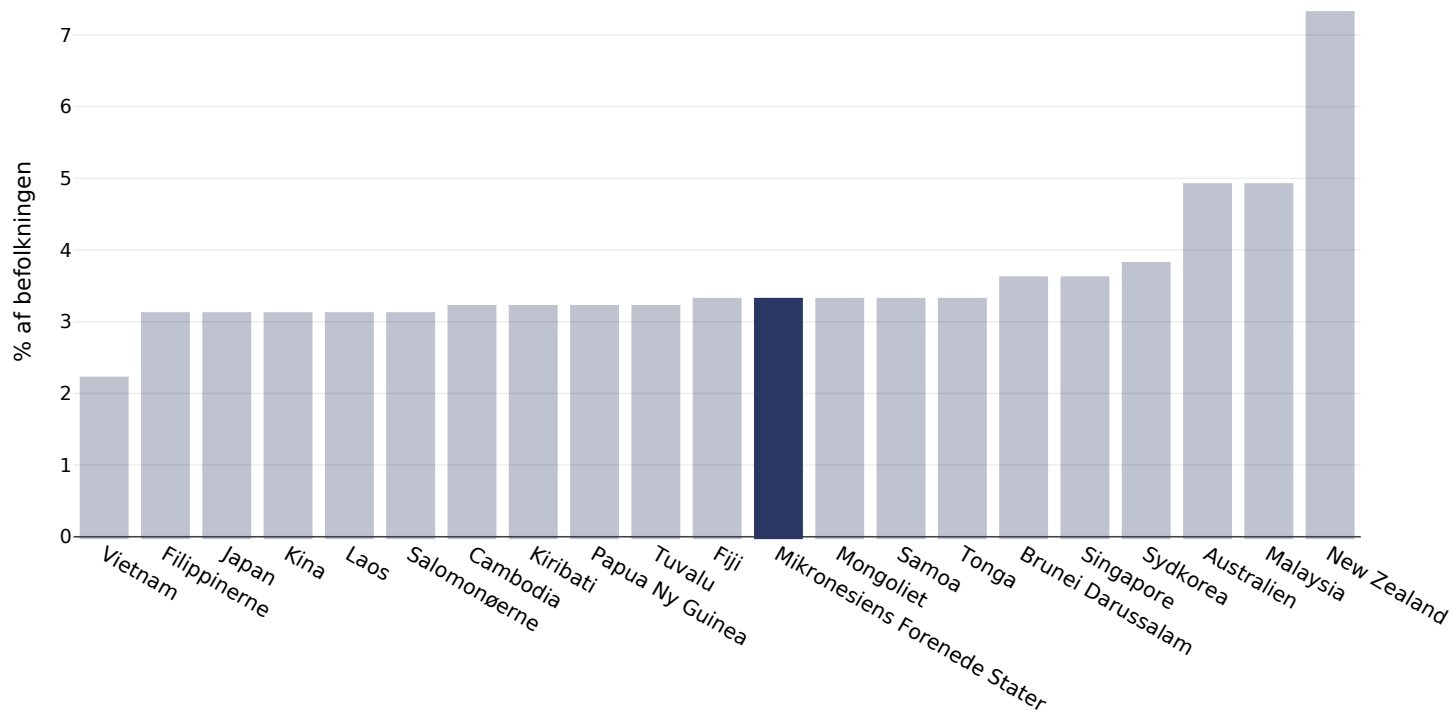
Prevalence data from Global Burden of Disease study 2015 (<http://ghdx.healthdata.org>) published in: Depression and Other Common Mental Disorders: Global Health Estimates. Geneva:World Health Organization; 2017. Licence: CC BY-NC-SA 3.0 IGO.

Definitioner (kun tilgængelig på engelsk):

% of population with depression disorders

Psykisk sundhed - angstlidelser

Voksne, 2015



Referencer:

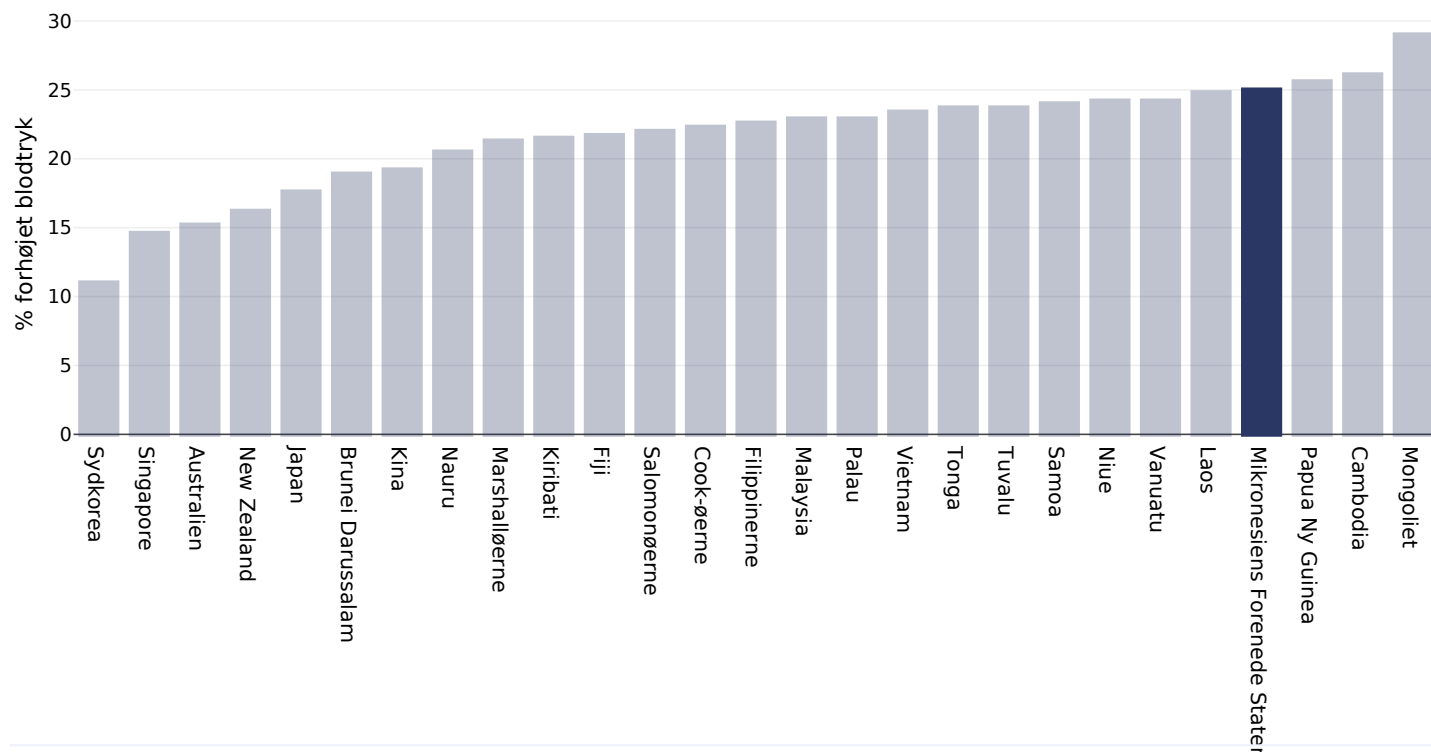
Prevalence data from Global Burden of Disease study 2015 (<http://ghdx.healthdata.org>) published in: Depression and Other Common Mental Disorders: Global Health Estimates. Geneva:World Health Organization; 2017. Licence: CC BY-NC-SA 3.0 IGO.

Definitioner (kun tilgængelig på engelsk):

% of population with anxiety disorders

Forhøjet blodtryk

Voksne, 2015



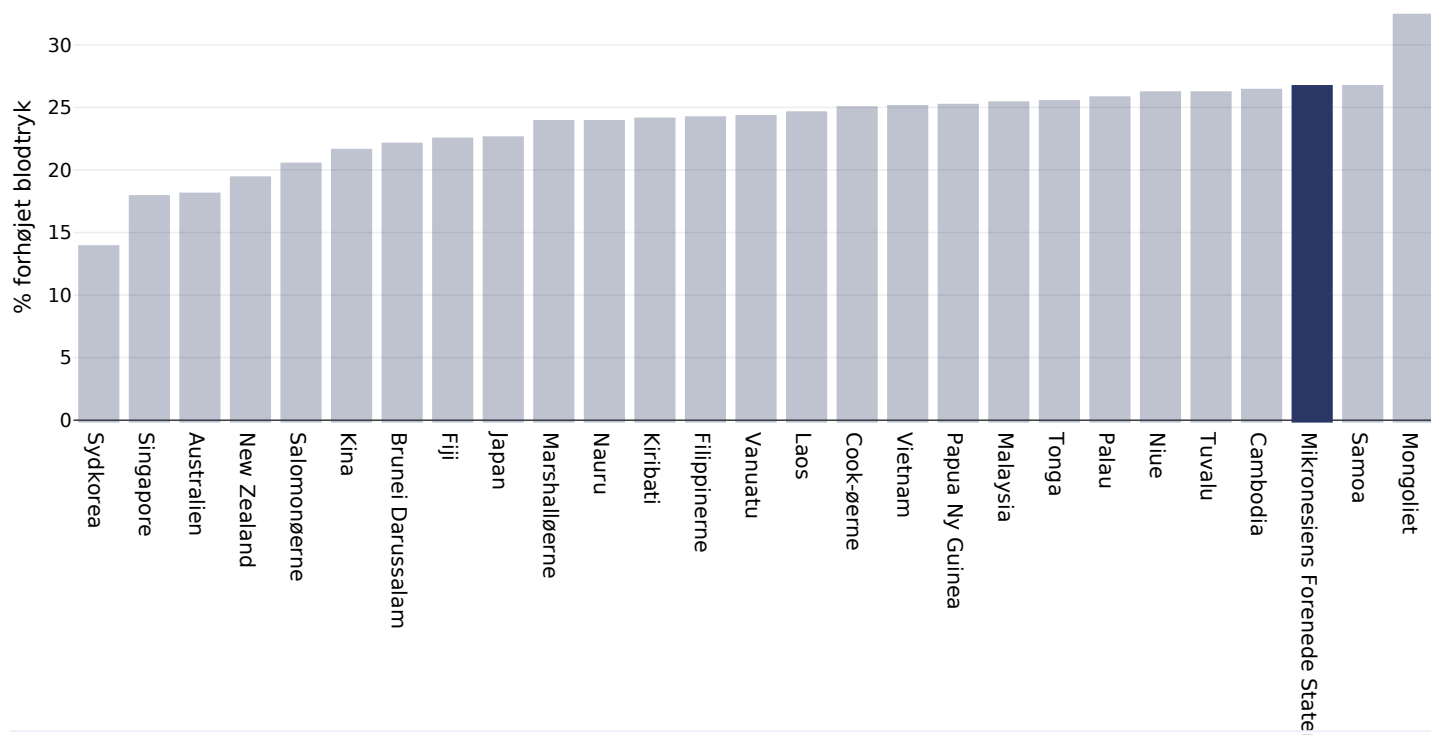
Referencer:

Global Health Observatory data repository, World Health Organisation,
<http://apps.who.int/gho/data/node.main.A875?lang=en>

Definitioner (kun tilgængelig på engelsk):

Age Standardised estimated % Raised blood pressure 2015 (SBP \geq 140 OR DBP \geq 90).

Mænd, 2015



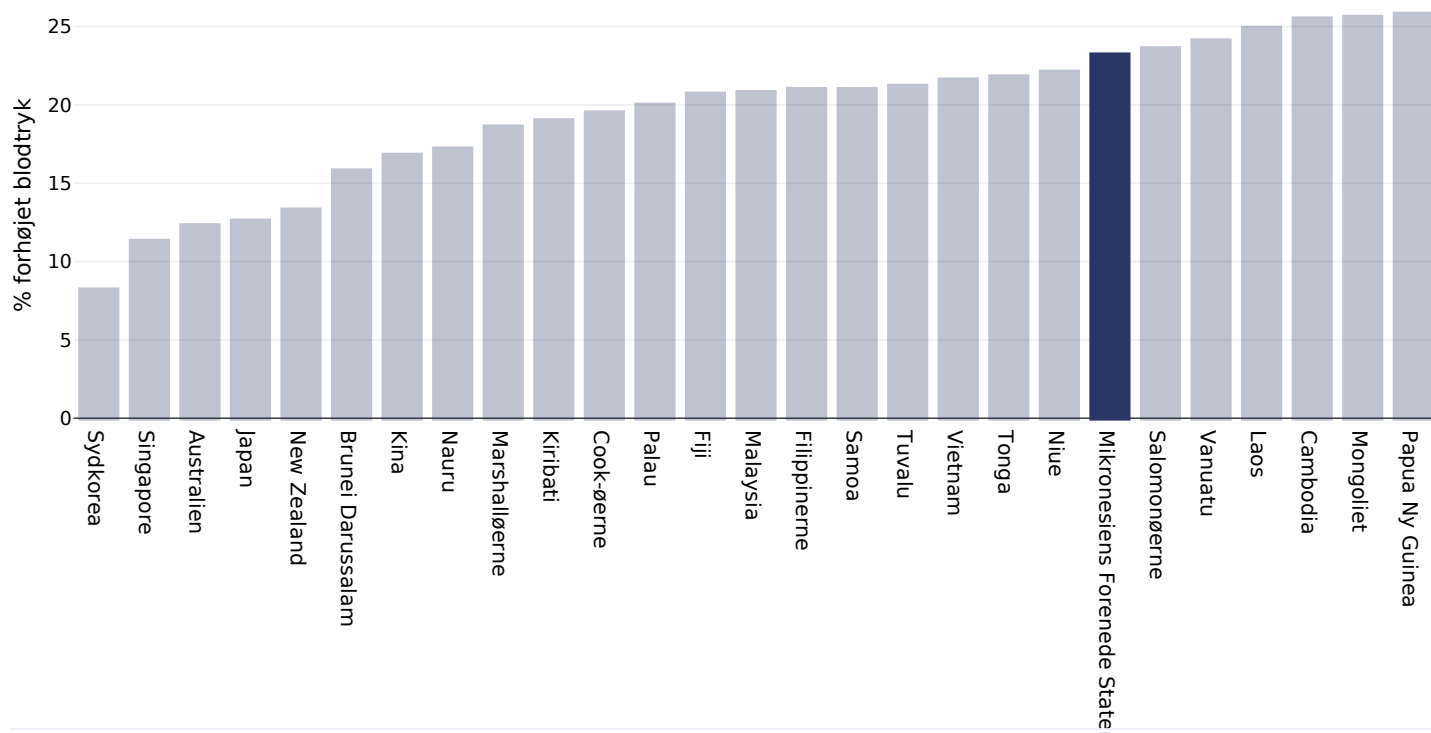
Referencer:

Global Health Observatory data repository, World Health Organisation,
<http://apps.who.int/gho/data/node.main.A875?lang=en>

Definitioner (kun tilgængelig på engelsk):

Age Standardised estimated % Raised blood pressure 2015 (SBP>=140 OR DBP>=90).

Kvinder, 2015



Referencer:

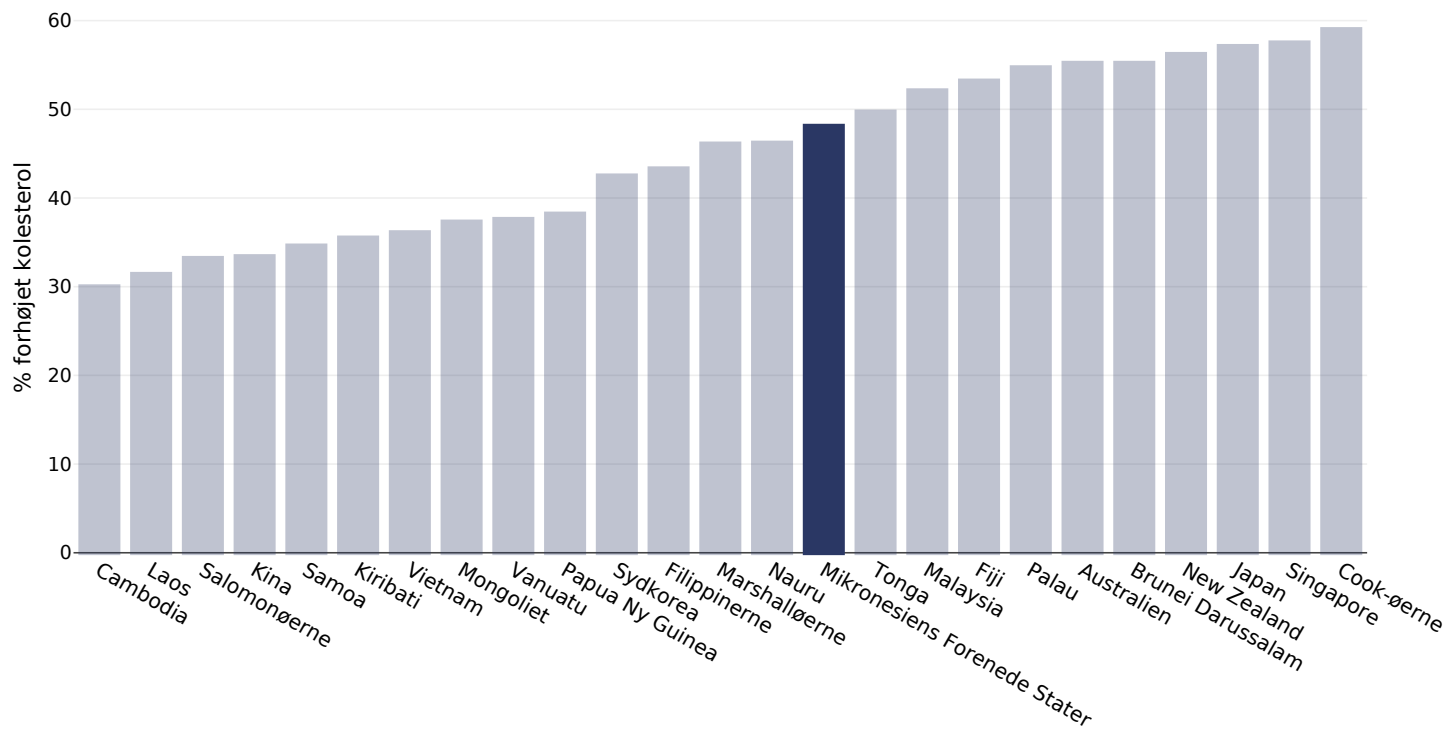
Global Health Observatory data repository, World Health Organisation,
<http://apps.who.int/gho/data/node.main.A875?lang=en>

Definitioner (kun tilgængelig på engelsk):

Age Standardised estimated % Raised blood pressure 2015 (SBP>=140 OR DBP>=90).

Forhøjet kolesterol

Voksne, 2008



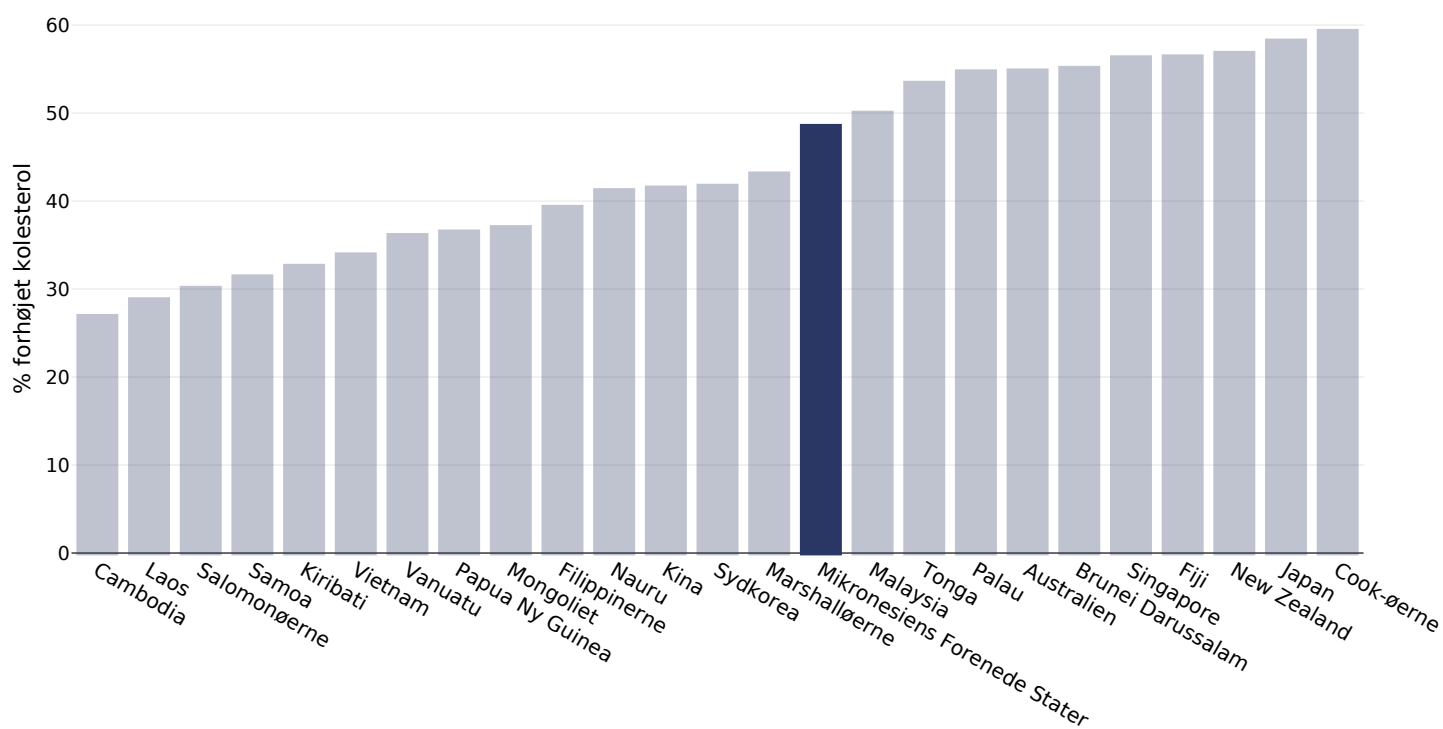
Referencer:

Global Health Observatory data repository, World Health Organisation,
<http://apps.who.int/gho/data/node.main.A885>

Definitioner (kun tilgængelig på engelsk):

% Raised total cholesterol (≥ 5.0 mmol/L) (age-standardized estimate).

Mænd, 2008



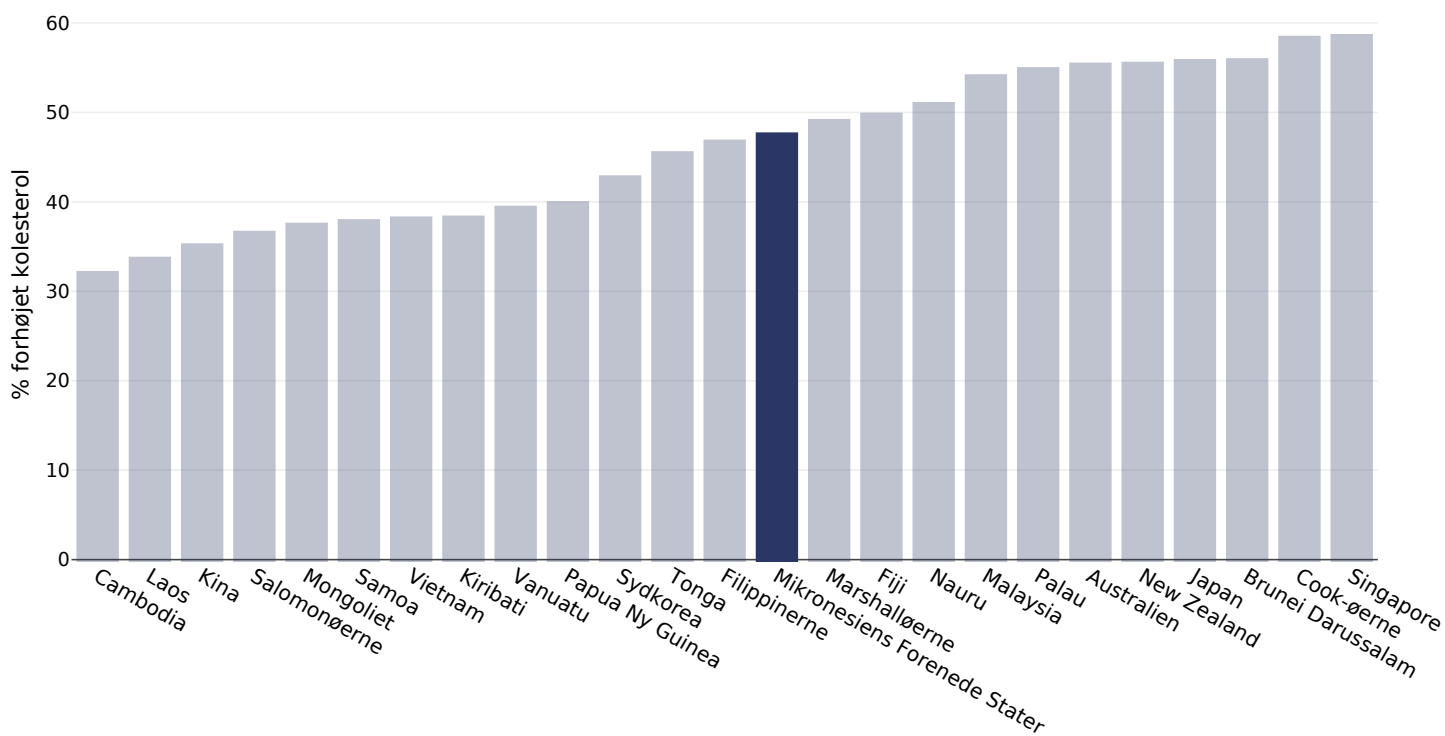
Referencer:

Global Health Observatory data repository, World Health Organisation,
<http://apps.who.int/gho/data/node.main.A885>

Definitioner (kun tilgængelig på engelsk):

% Raised total cholesterol (≥ 5.0 mmol/L) (age-standardized estimate).

Kvinder, 2008



Referencer:

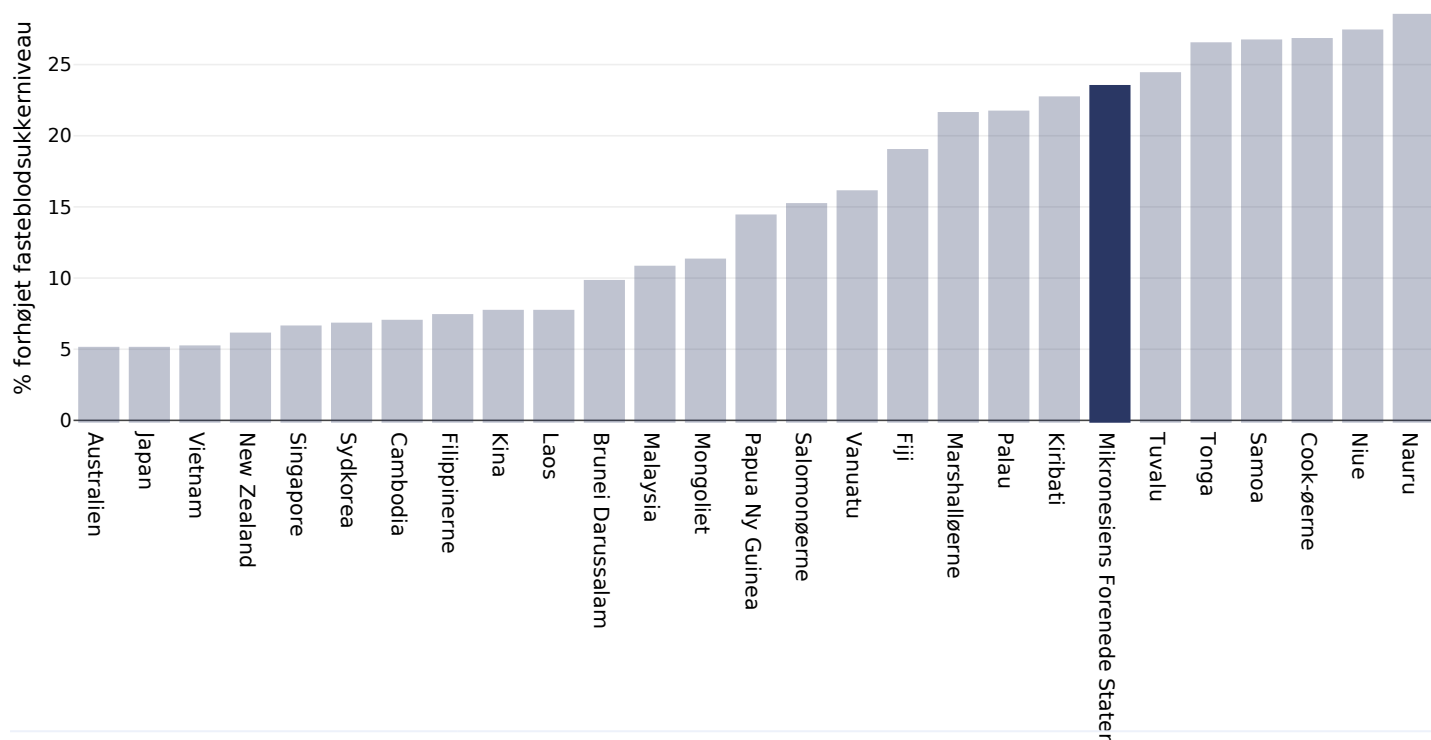
Global Health Observatory data repository, World Health Organisation,
<http://apps.who.int/gho/data/node.main.A885>

Definitioner (kun tilgængelig på engelsk):

% Raised total cholesterol (≥ 5.0 mmol/L) (age-standardized estimate).

Forhøjet fasteblodsukterniveau

Mænd, 2014



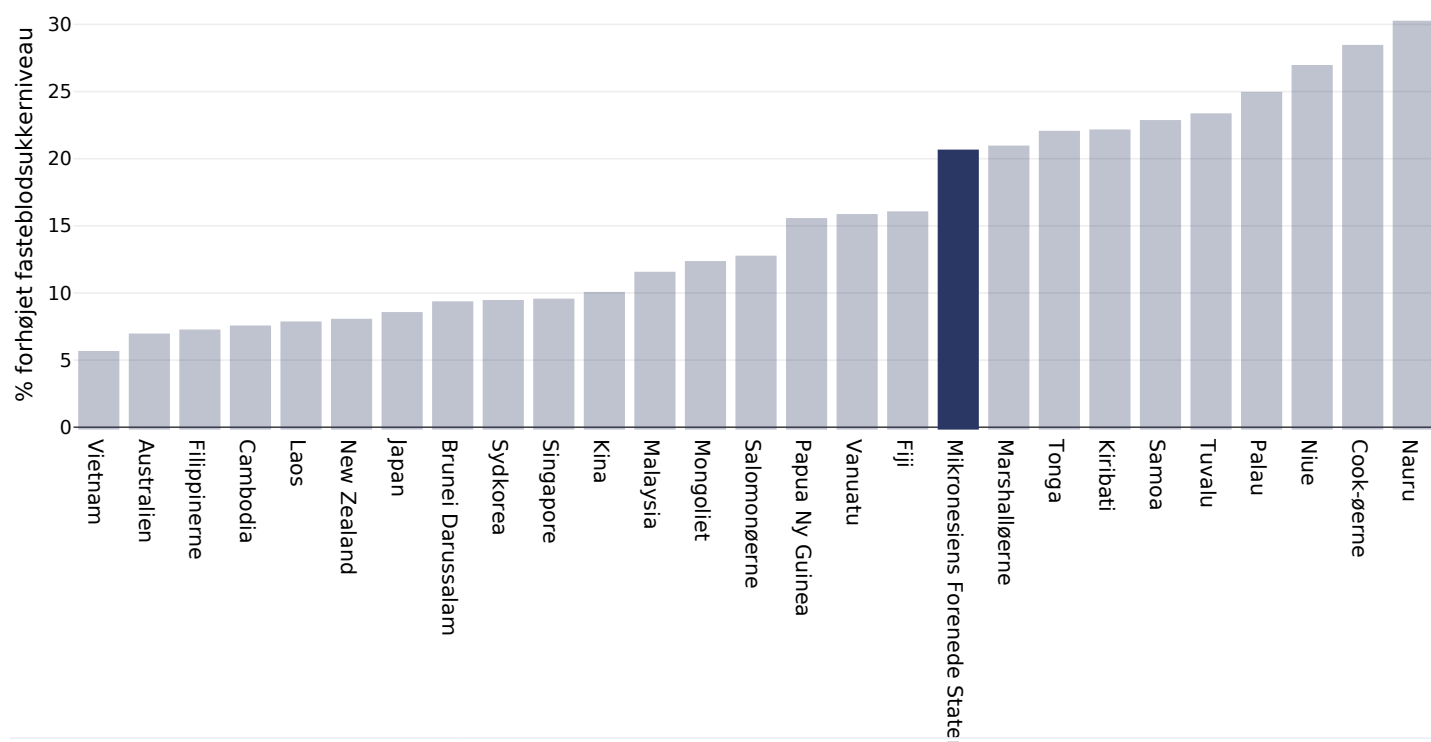
Referencer:

Global Health Observatory data repository, World Health Organisation,
<http://apps.who.int/gho/data/node.main.A869?lang=en>

Definitioner (kun tilgængelig på engelsk):

Age Standardised % raised fasting blood glucose (≥ 7.0 mmol/L or on medication).

Kvinder, 2014



Referencer:

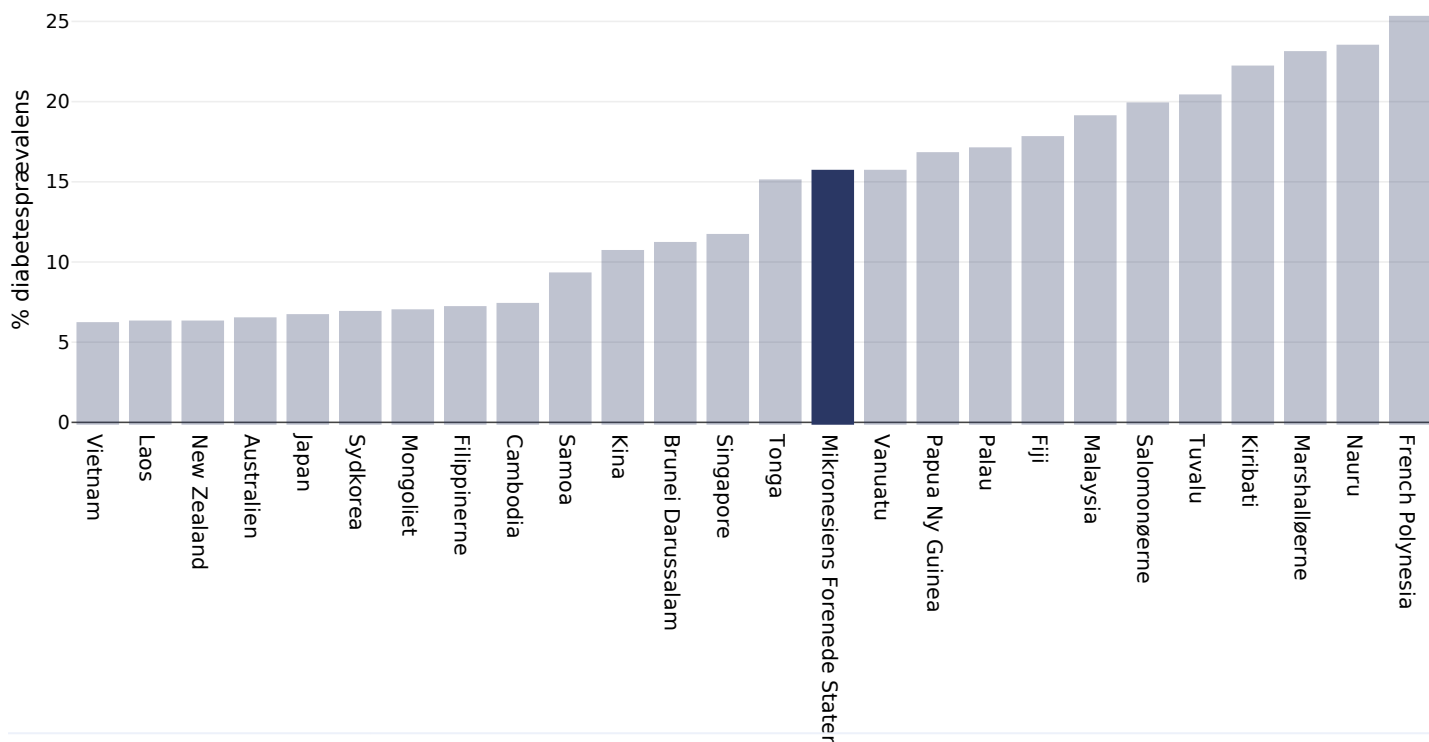
Global Health Observatory data repository, World Health Organisation,
<http://apps.who.int/gho/data/node.main.A869?lang=en>

Definitioner (kun tilgængelig på engelsk):

Age Standardised % raised fasting blood glucose (≥ 7.0 mmol/L or on medication).

Diabetesprævalens

Voksne, 2021



Alder: 20-79

Area covered: National

Referencer: Reproduced with kind permission International Diabetes Federation. IDF Diabetes Atlas, 10th edn. Brussels, Belgium:International Diabetes Federation, 2021. <http://www.diabetesatlas.org>

Definitioner (kun tilgængelig på engelsk): Age-adjusted comparative prevalence of diabetes, %

Contextual factors

Disclaimer: These contextual factors should be interpreted with care. Results are updated as regularly as possible and use very specific criteria. The criteria used and full definitions are available for download at the bottom of this page.



Labelling

Is there mandatory nutrition labelling?	X
Front-of-package labelling?	X
Back-of-pack nutrition declaration?	X
Color coding?	X
Warning label?	X



Regulation and marketing

Are there fiscal policies on unhealthy products?	X
Tax on unhealthy foods?	X
Tax on unhealthy drinks?	X
Are there fiscal policies on healthy products?	X
Subsidy on fruits?	X
Subsidy on vegetables?	X
Subsidy on other healthy products?	X
Mandatory limit or ban of trans fat (all settings)?	X
Mandatory limit of trans fats in place (all settings)?	X
Ban on trans-fats or phos in place (all settings)?	X
Are there any mandatory policies/marketing restrictions on the promotion of unhealthy food/drinks to children?	X
Mandatory restriction on broadcast media?	X
Mandatory restriction on non-broadcast media?	X
Voluntary policies/marketing restrictions on the promotion of unhealthy food/drinks to children?	X
Are there mandatory standards for food in schools?	X
Are there any mandatory nutrient limits in any manufactured food products?	X
Nutrition standards for public sector procurement?	X



Political will and support

National obesity strategy or nutrition and physical activity national strategy?	✗
National obesity strategy?	✗
National childhood obesity strategy?	✗
Comprehensive nutrition strategy?	✗
Comprehensive physical activity strategy?	✗
Evidence-based dietary guidelines and/or RDAs?	✗
National target(s) on reducing obesity?	✗
Guidelines/policy on obesity treatment?	✗
Promotion of breastfeeding?	✓



Monitoring and surveillance

Monitoring of the prevalence and incidence for the main obesity-related NCDs and risk factors?	✓
Within 5 years?	✓



Governance and resource

Multi-sectoral national co-ordination mechanism for obesity or nutrition (including obesity)?	✗
--	----------

Key

Present
 Present (voluntary)
 Incoming
 Absent
 Unknown

Last updated September 13, 2022

PDF created on May 18, 2024