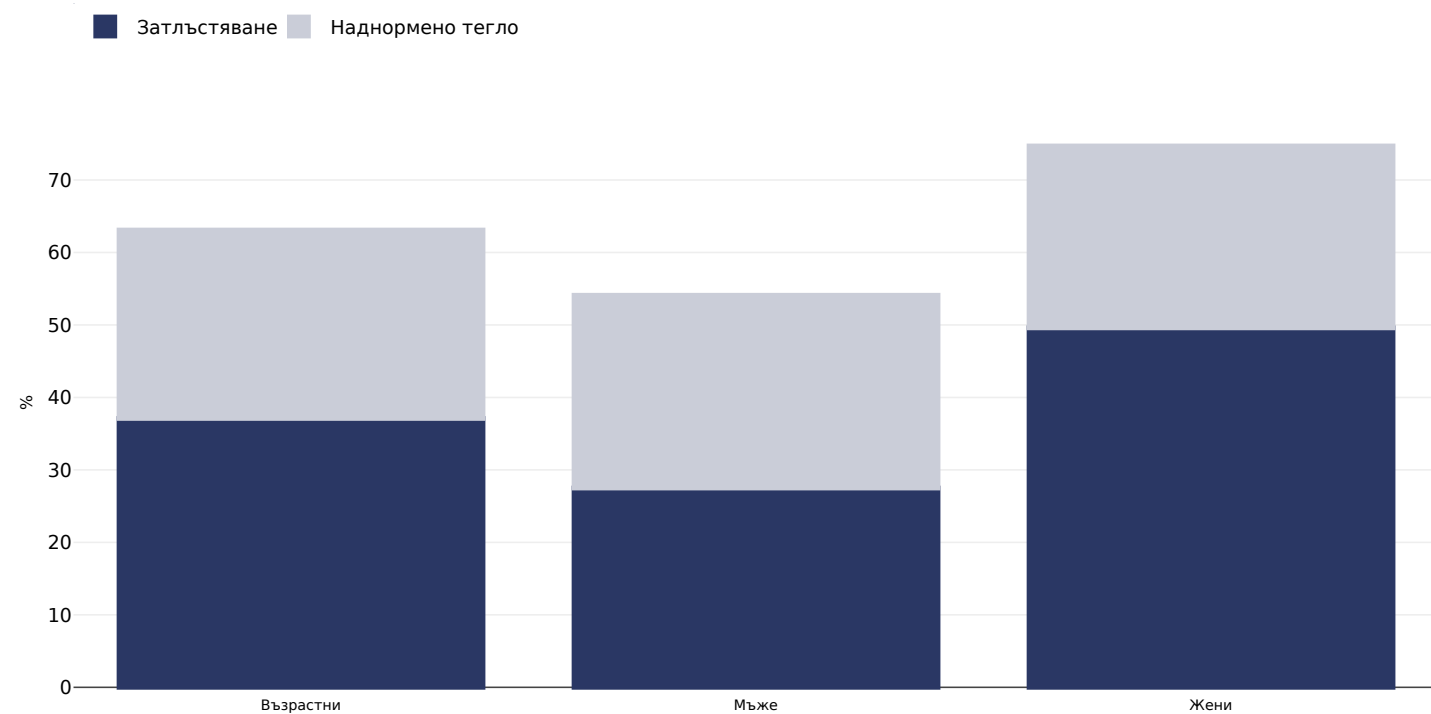


Report card Федеративни щати Микронезия



Разпространение на затлъстяването

Възрастни, 2014



Възраст: 18-69

Количество на пробите: 2048

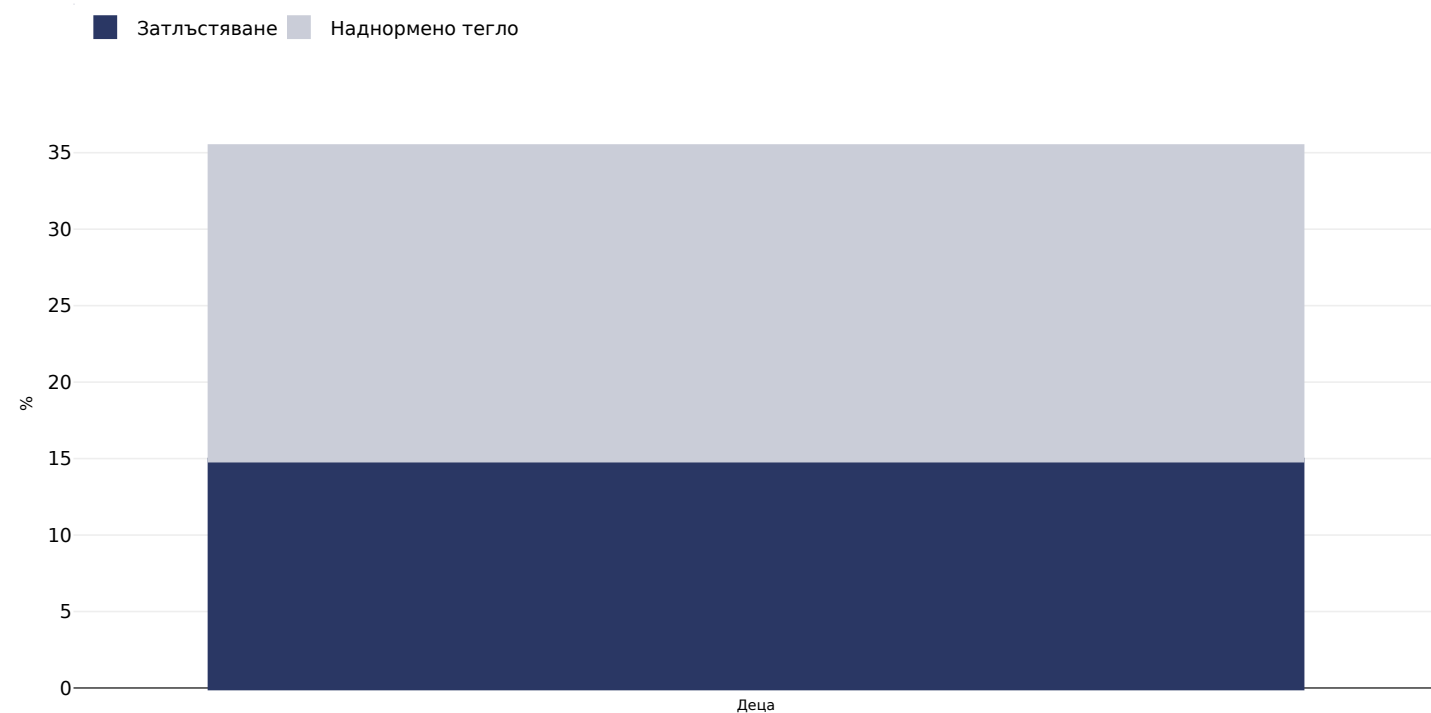
Обхваната зона: Регионални

Референции: Federal States of Micronesia (FSM) STEPS Survey 2014. Available at: [https://cdn.who.int/media/docs/default-source/ncds/ncd-surveillance/data-reporting/micronesia-\(federated-states-of\)-chuuk_factsheet_2016_2ndsteps_final.pdf?sfvrsn=9cbef31e_1&download=true](https://cdn.who.int/media/docs/default-source/ncds/ncd-surveillance/data-reporting/micronesia-(federated-states-of)-chuuk_factsheet_2016_2ndsteps_final.pdf?sfvrsn=9cbef31e_1&download=true). Accessed: 11.10.21.

Забележки: State of Chuuk

Освен ако не е посочено друго, наднорменото тегло се отнася до ИТМ между 25 kg и 29,9°kg/m², затлъстяването се отнася до ИТМ, по-голям от 30°kg/m².

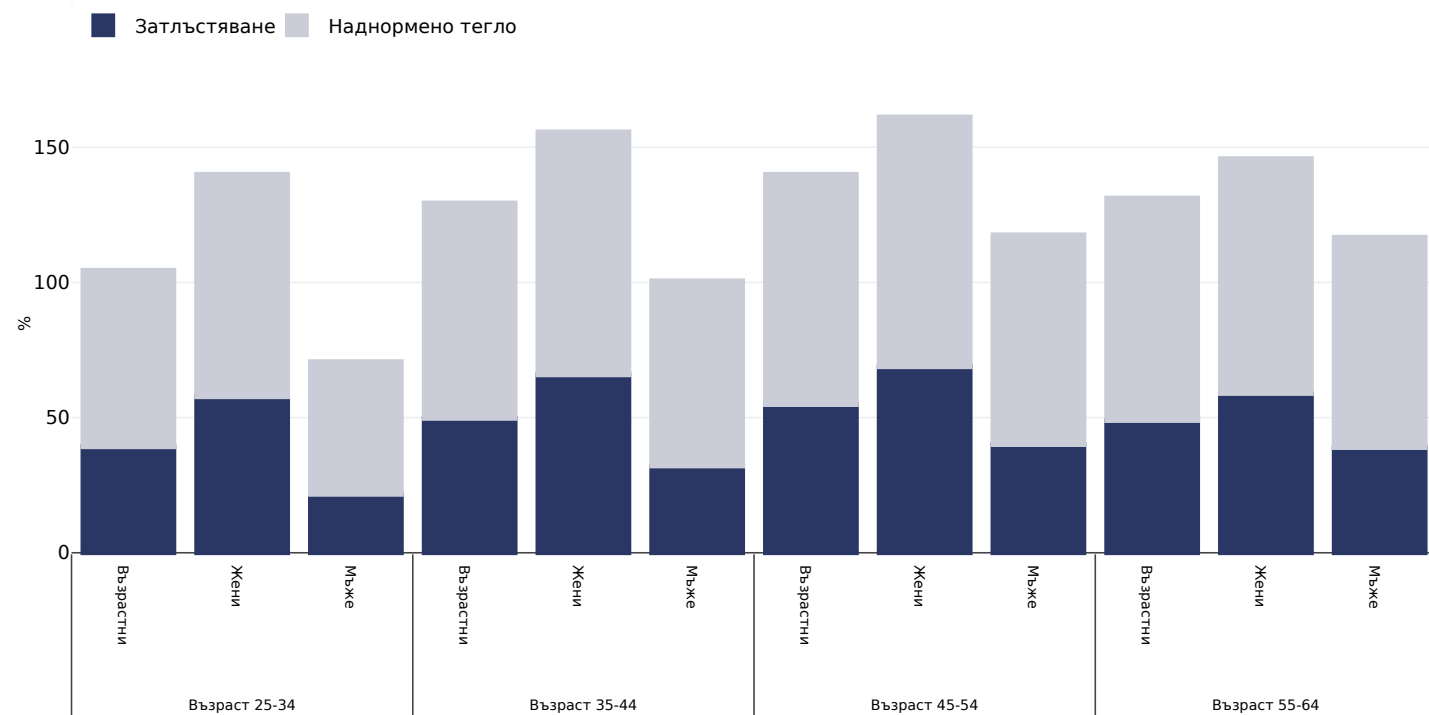
Деца, 2016-2018



Тип анкета:	Измерено
Възраст:	15-19
Количество на пробите:	4186
Обхваната зона:	Национално
Референции:	FSM Youth NCD Risk Factors. 2017 report. https://www.pihoa.org/wp-content/uploads/2022/05/FSM-National-High-School-Survey-report-2017_FINAL.pdf (Accessed 17.01.23)
Забележки:	Measured data was used in all three of four states (self-report in Yap). The state Chuuk is underrepresented in the overall FSM estimates.

Наднормено тегло/затлъстяване по възраст

Възрастни, 2006



Тип анкета: Измерено

Количество на пробите: 1778 (624 Men, 1154 Women)

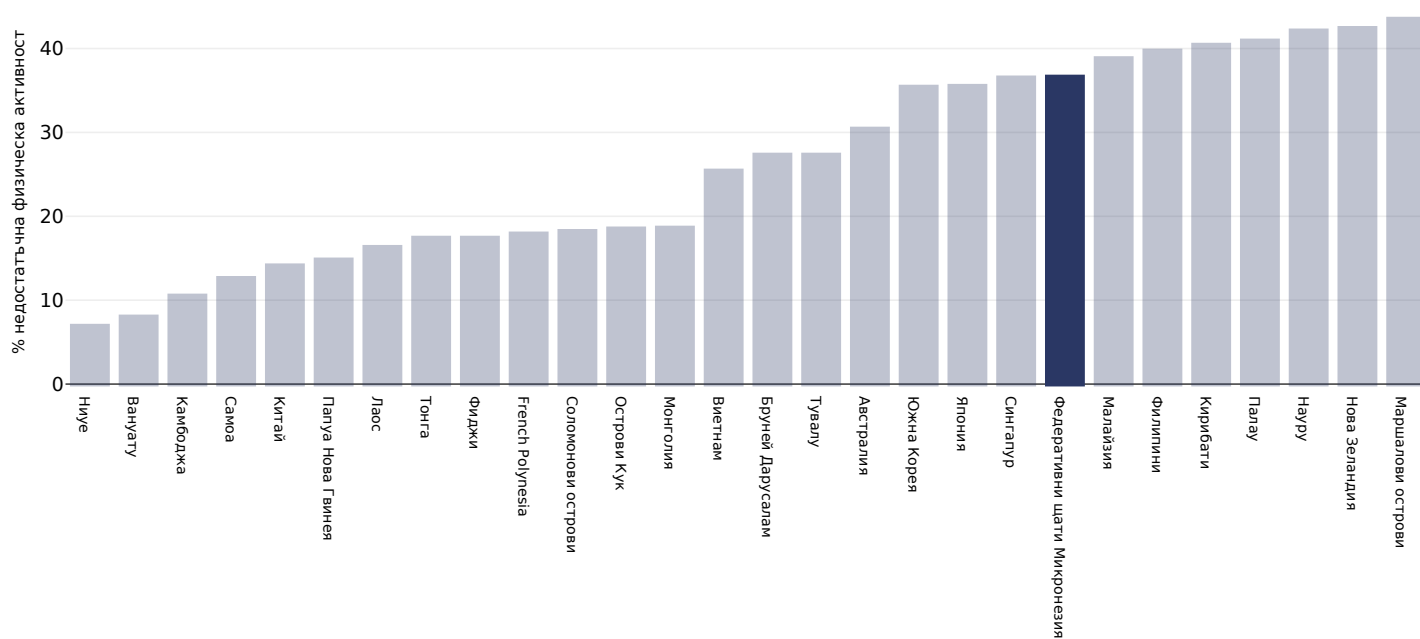
Обхваната зона: Национално

Референции: 2006 STEPS Country report Micronesia (Federated States of) Available at: [https://cdn.who.int/media/docs/default-source/ncds/ncd-surveillance/data-reporting/micronesia-\(federated-states-of\)/steps/2006-steps-report-micronesia.pdf?sfvrsn=5932a4b7_3&download=true](https://cdn.who.int/media/docs/default-source/ncds/ncd-surveillance/data-reporting/micronesia-(federated-states-of)/steps/2006-steps-report-micronesia.pdf?sfvrsn=5932a4b7_3&download=true) (accessed 27.10.22)

Освен ако не е посочено друго, наднорменото тегло се отнася до ИТМ между 25 kg и 29,9°kg/m², затлъстяването се отнася до ИТМ, по-голям от 30°kg/m².

Недостатъчна физическа активност

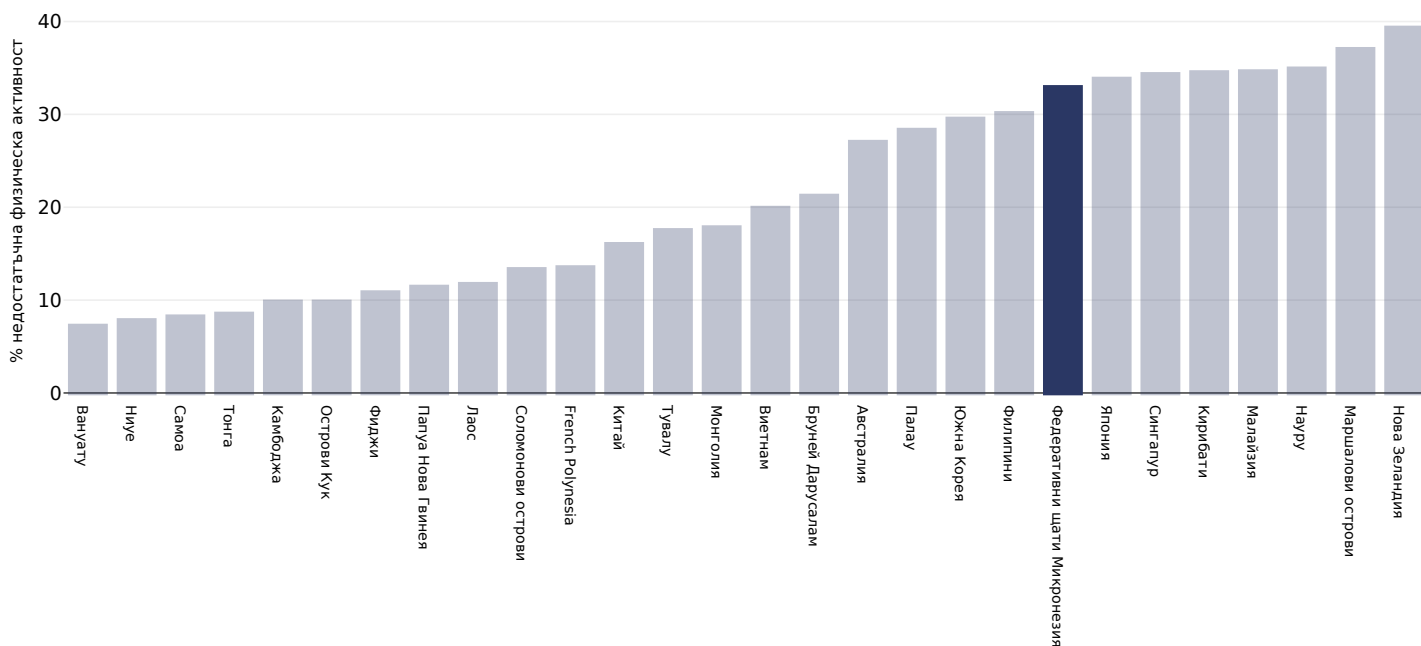
Възрастни, 2016



Референции:

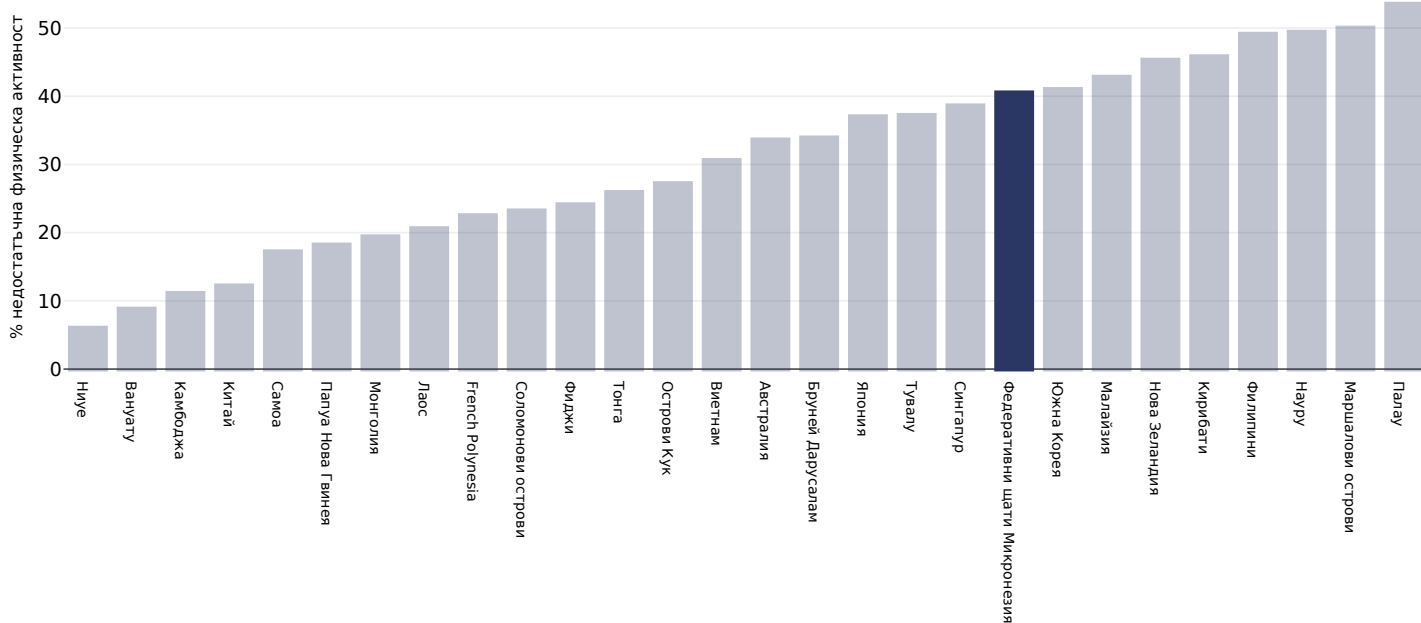
Guthold R, Stevens GA, Riley LM, Bull FC. Worldwide trends in insufficient physical activity from 2001 to 2016: a pooled analysis of 358 population-based surveys with 1.9 million participants. Lancet 2018 [http://dx.doi.org/10.1016/S2214-109X\(18\)30357-7](http://dx.doi.org/10.1016/S2214-109X(18)30357-7)

Мъже, 2016



Референции: Guthold R, Stevens GA, Riley LM, Bull FC. Worldwide trends in insufficient physical activity from 2001 to 2016: a pooled analysis of 358 population-based surveys with 1.9 million participants. Lancet 2018 [http://dx.doi.org/10.1016/S2214-109X\(18\)30357-7](http://dx.doi.org/10.1016/S2214-109X(18)30357-7)

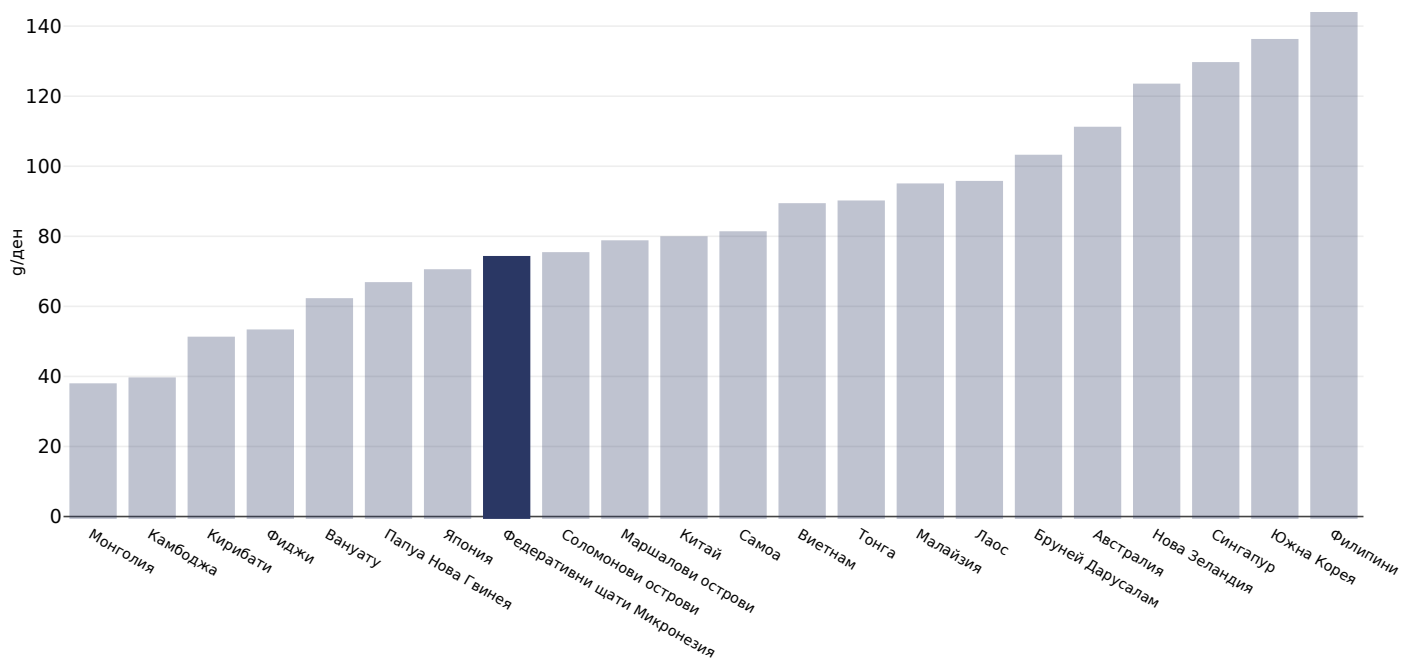
Жени, 2016



Референции: Guthold R, Stevens GA, Riley LM, Bull FC. Worldwide trends in insufficient physical activity from 2001 to 2016: a pooled analysis of 358 population-based surveys with 1.9 million participants. Lancet 2018 [http://dx.doi.org/10.1016/S2214-109X\(18\)30357-7](http://dx.doi.org/10.1016/S2214-109X(18)30357-7)

Estimated per capita fruit intake

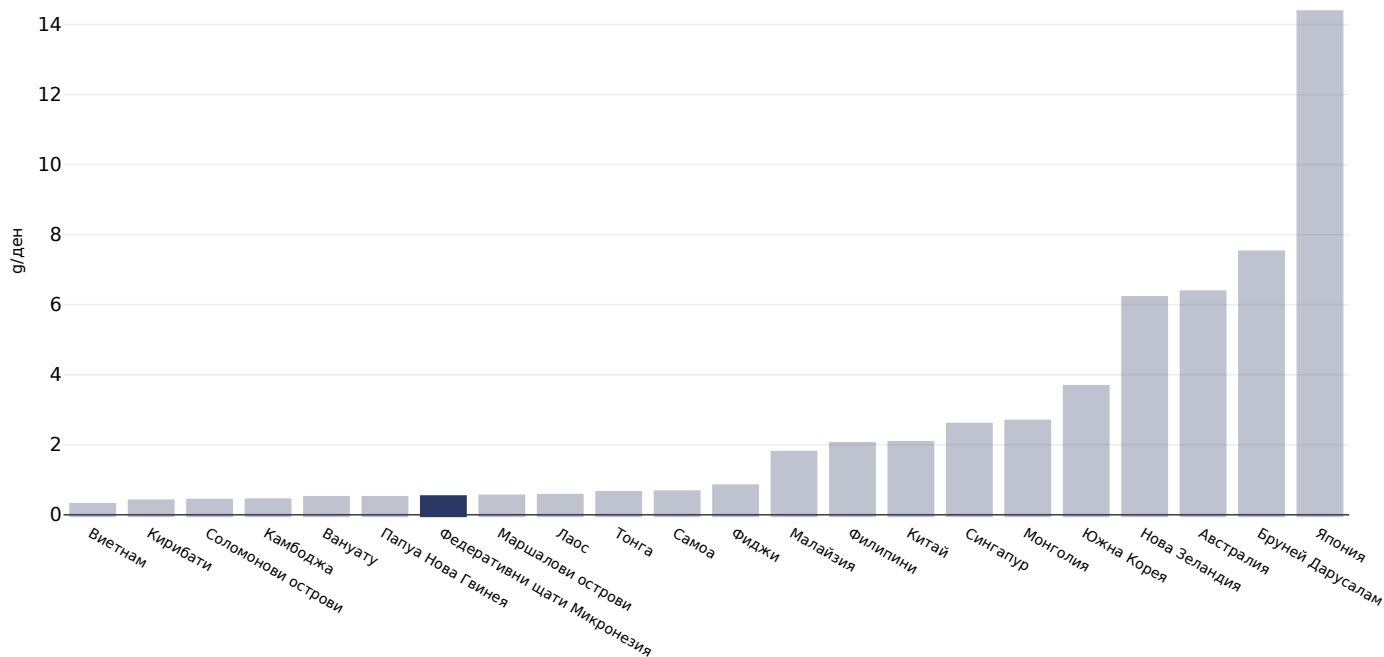
Възрастни, 2017



Тип анкета:	Измерено
Възраст:	25+
Референции:	Global Burden of Disease, the Institute for Health Metrics and Evaluation http://ghdx.healthdata.org/
Определения:	Estimated per-capita fruit intake (g/day)

Очакван прием на преработено месо на глава от населението

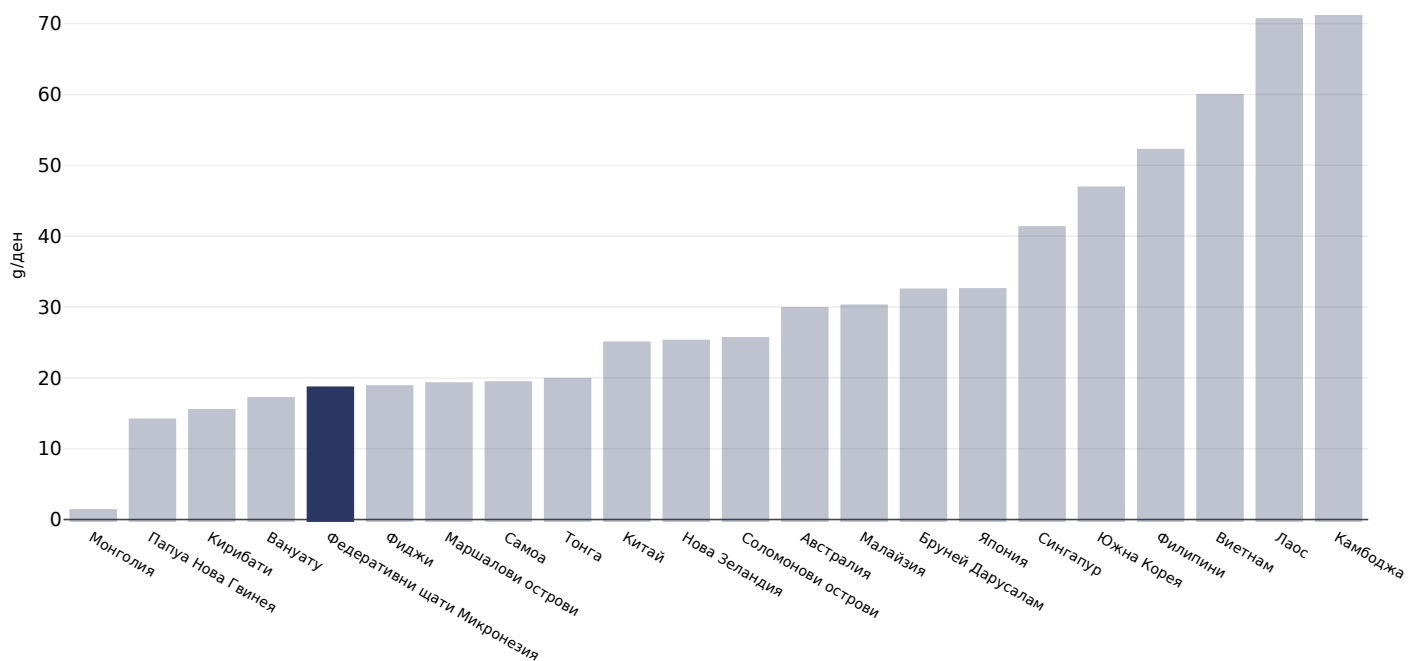
Възрастни, 2017



Тип анкета:	Измерено
Възраст:	25+
Референции:	Global Burden of Disease, the Institute for Health Metrics and Evaluation http://ghdx.healthdata.org/
Определения:	Estimated per-capita processed meat intake (g per day)

Estimated per capita whole grains intake

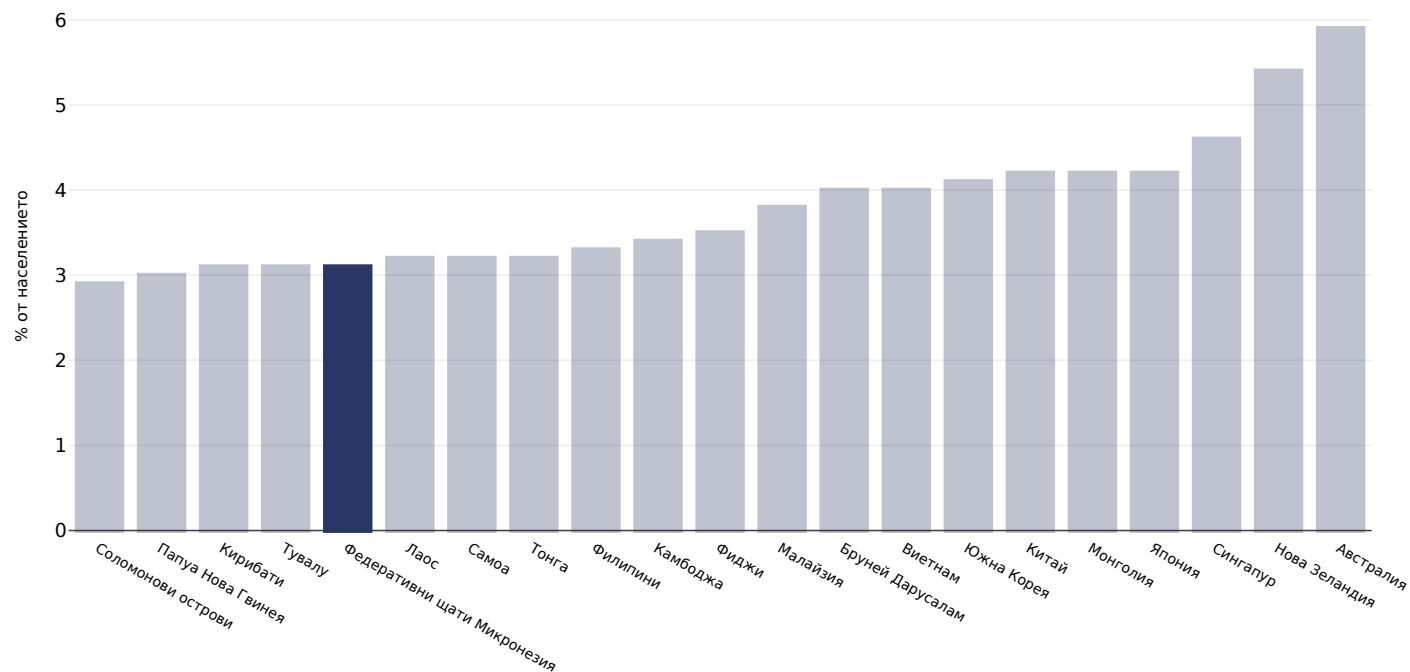
Възрастни, 2017



Тип анкета:	Измерено
Възраст:	25+
Референции:	Global Burden of Disease, the Institute for Health Metrics and Evaluation http://ghdx.healthdata.org/
Определения:	Estimated per-capita whole grains intake (g/day)

Психично здраве - депресивни разстройства

Възрастни, 2015

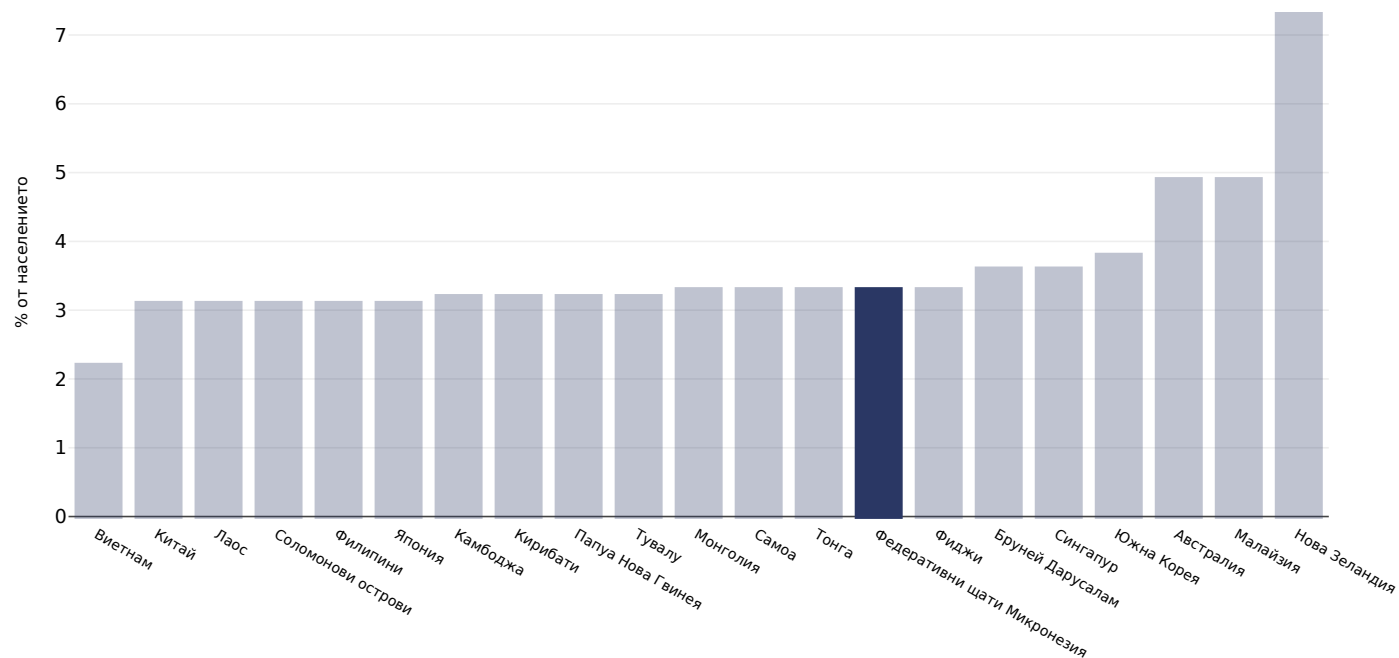


Референции: Prevalence data from Global Burden of Disease study 2015 (<http://ghdx.healthdata.org>) published in: Depression and Other Common Mental Disorders: Global Health Estimates. Geneva:World Health Organization; 2017. Licence: CC BY-NC-SA 3.0 IGO.

Определения: % of population with depression disorders

Психично здраве - тревожни разстройства

Възрастни, 2015

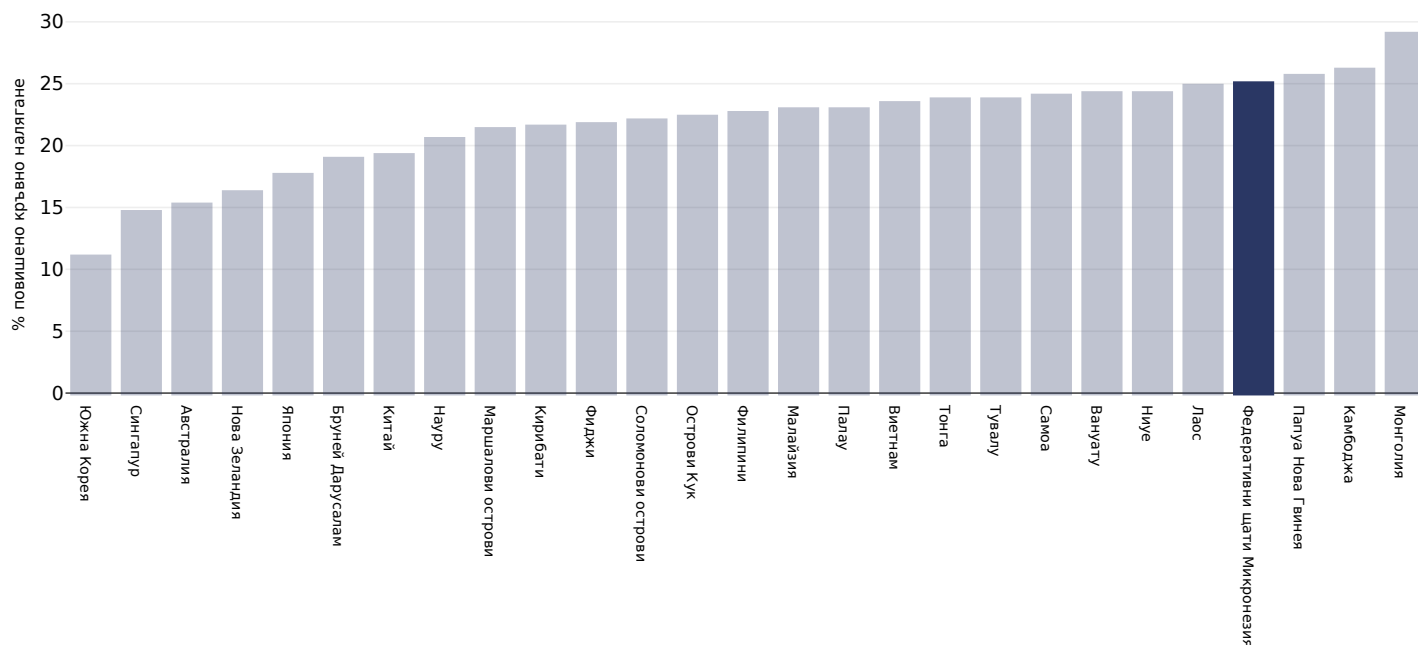


Референции: Prevalence data from Global Burden of Disease study 2015 (<http://ghdx.healthdata.org>) published in: Depression and Other Common Mental Disorders: Global Health Estimates. Geneva:World Health Organization; 2017. Licence: CC BY-NC-SA 3.0 IGO.

Определения: % of population with anxiety disorders

Повишено кръвно налягане

Възрастни, 2015



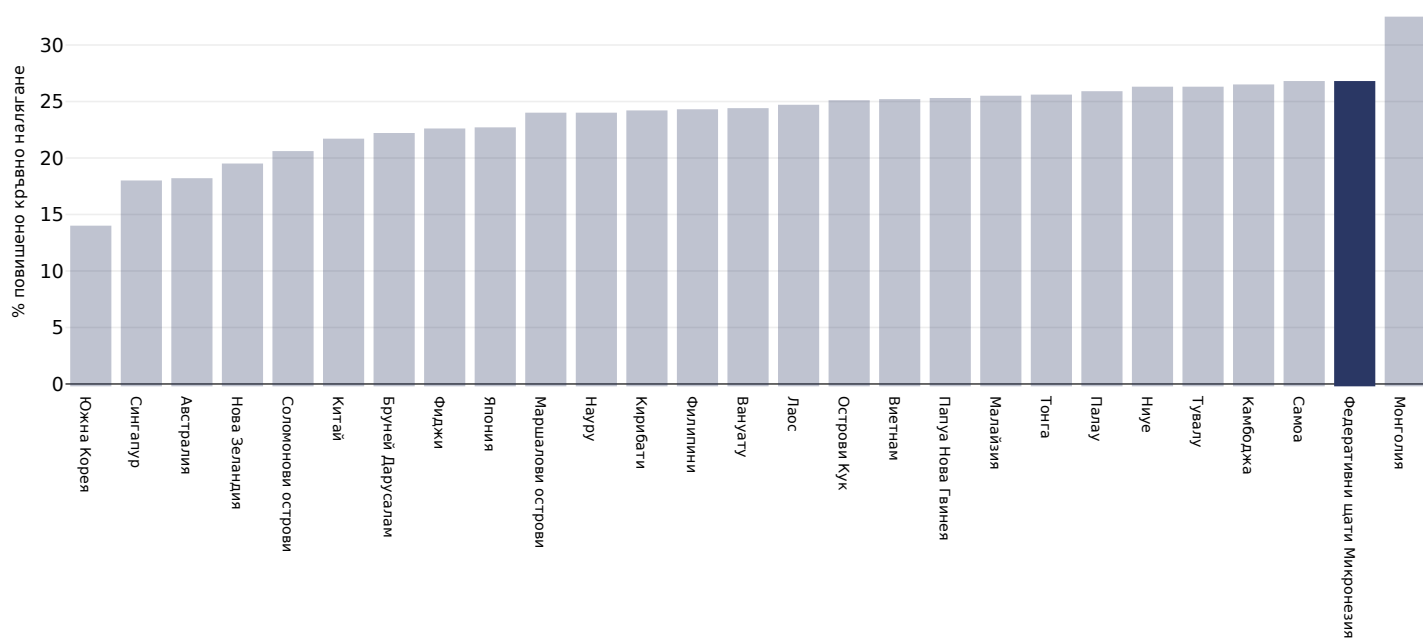
Референции:

Global Health Observatory data repository, World Health Organisation,
<http://apps.who.int/gho/data/node.main.A875?lang=en>

Определения:

Age Standardised estimated % Raised blood pressure 2015 (SBP \geq 140 OR DBP \geq 90).

Мъже, 2015



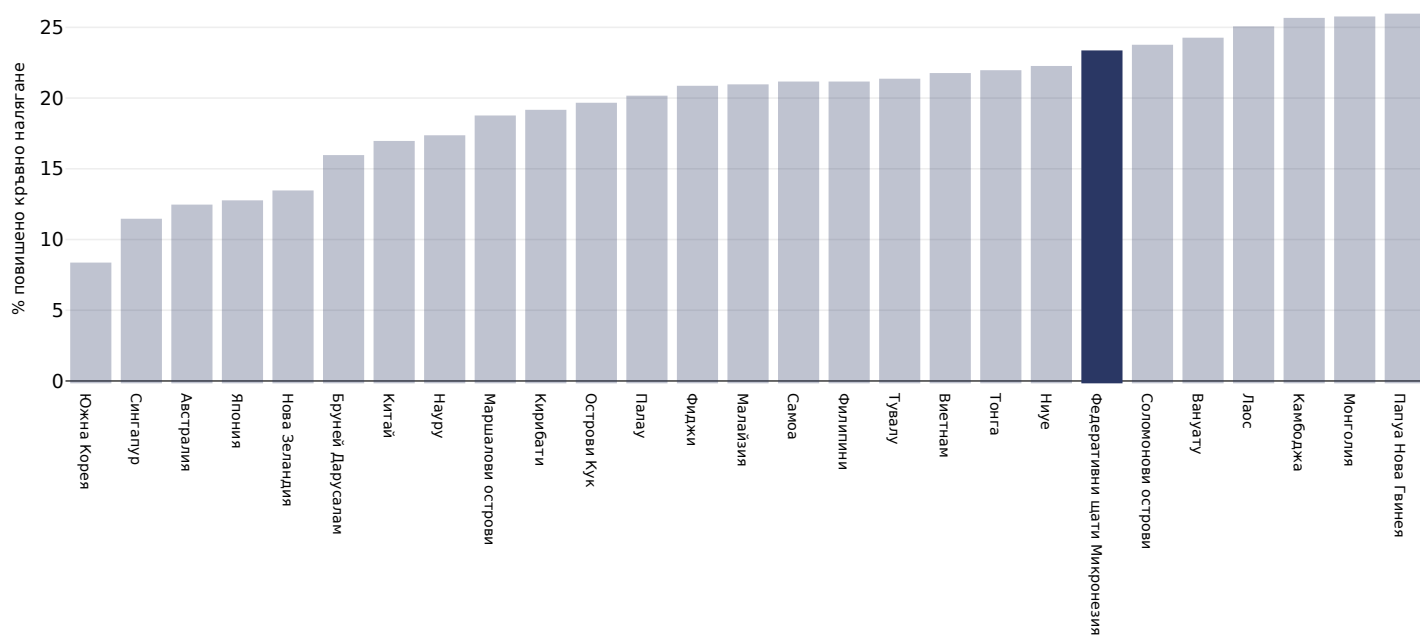
Референции:

Global Health Observatory data repository, World Health Organisation,
<http://apps.who.int/gho/data/node.main.A875?lang=en>

Определения:

Age Standardised estimated % Raised blood pressure 2015 (SBP>=140 OR DBP>=90).

Жени, 2015



Референции:

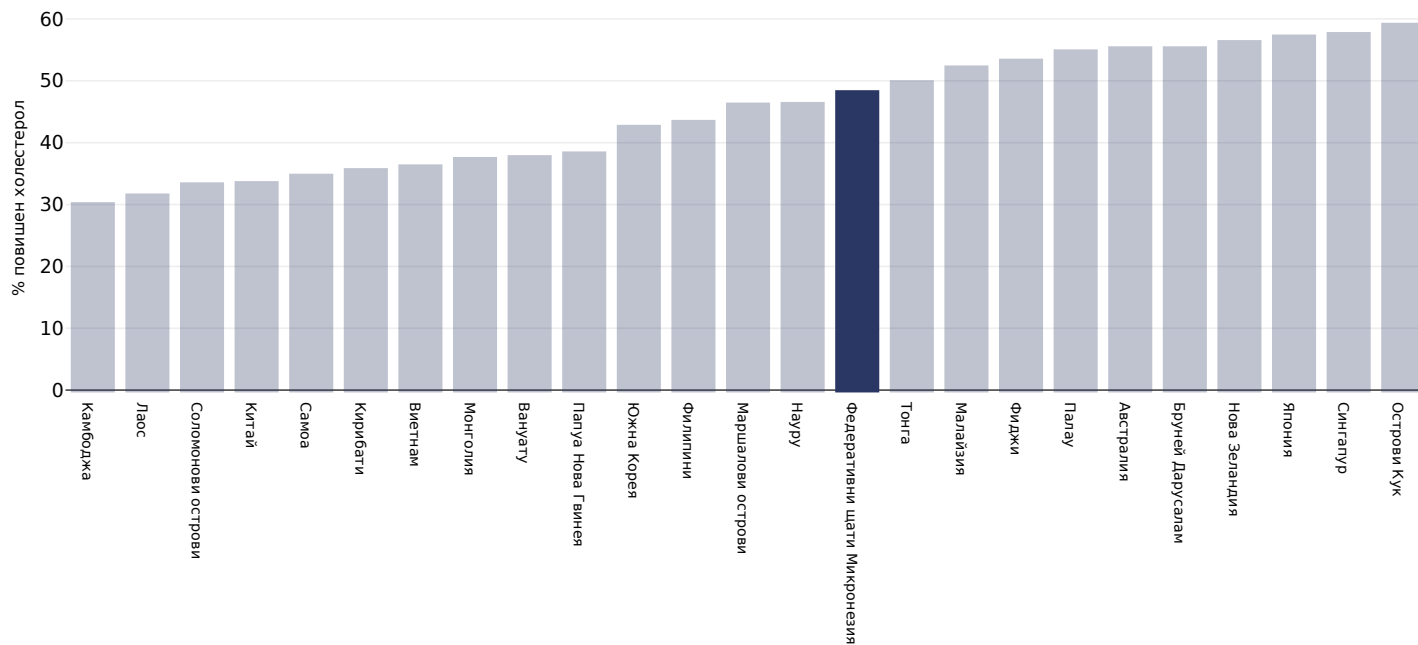
Global Health Observatory data repository, World Health Organisation,
<http://apps.who.int/gho/data/node.main.A875?lang=en>

Определения:

Age Standardised estimated % Raised blood pressure 2015 (SBP>=140 OR DBP>=90).

Повишен холестерол

Възрастни, 2008



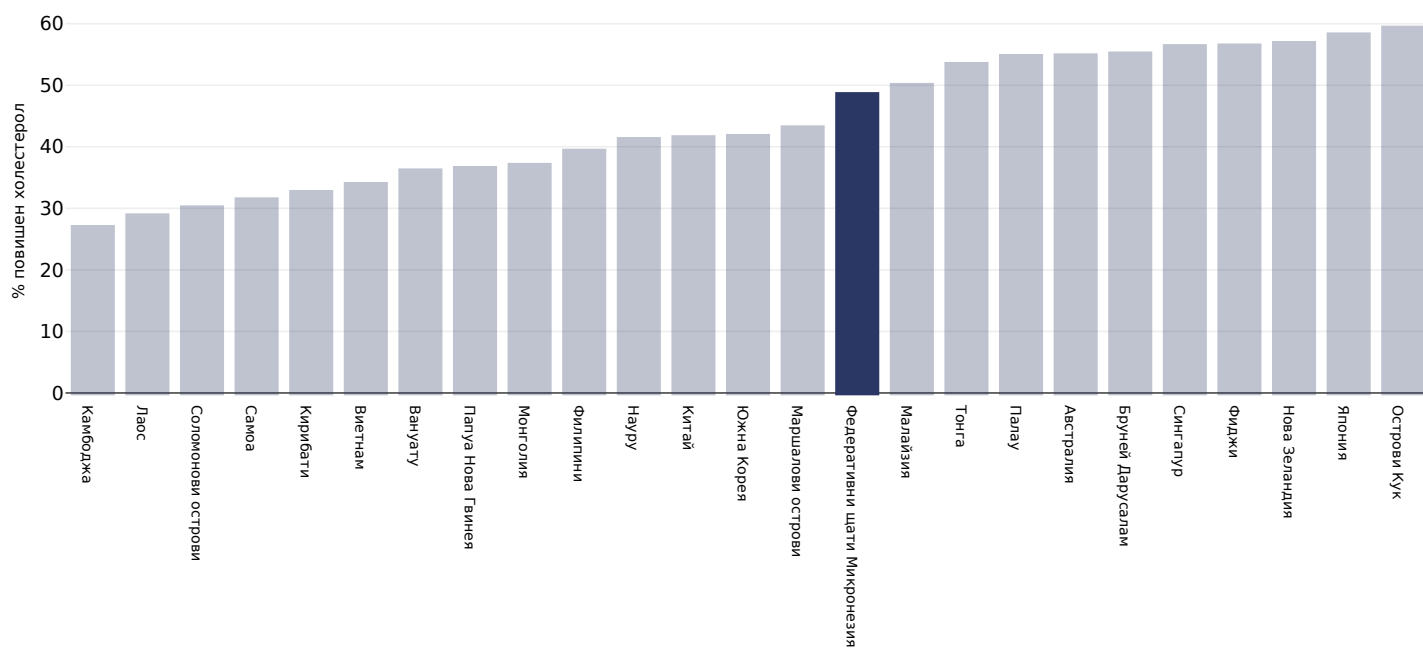
Референции:

Global Health Observatory data repository, World Health Organisation, <http://apps.who.int/gho/data/node.main.A885>

Определения:

% Raised total cholesterol (≥ 5.0 mmol/L) (age-standardized estimate).

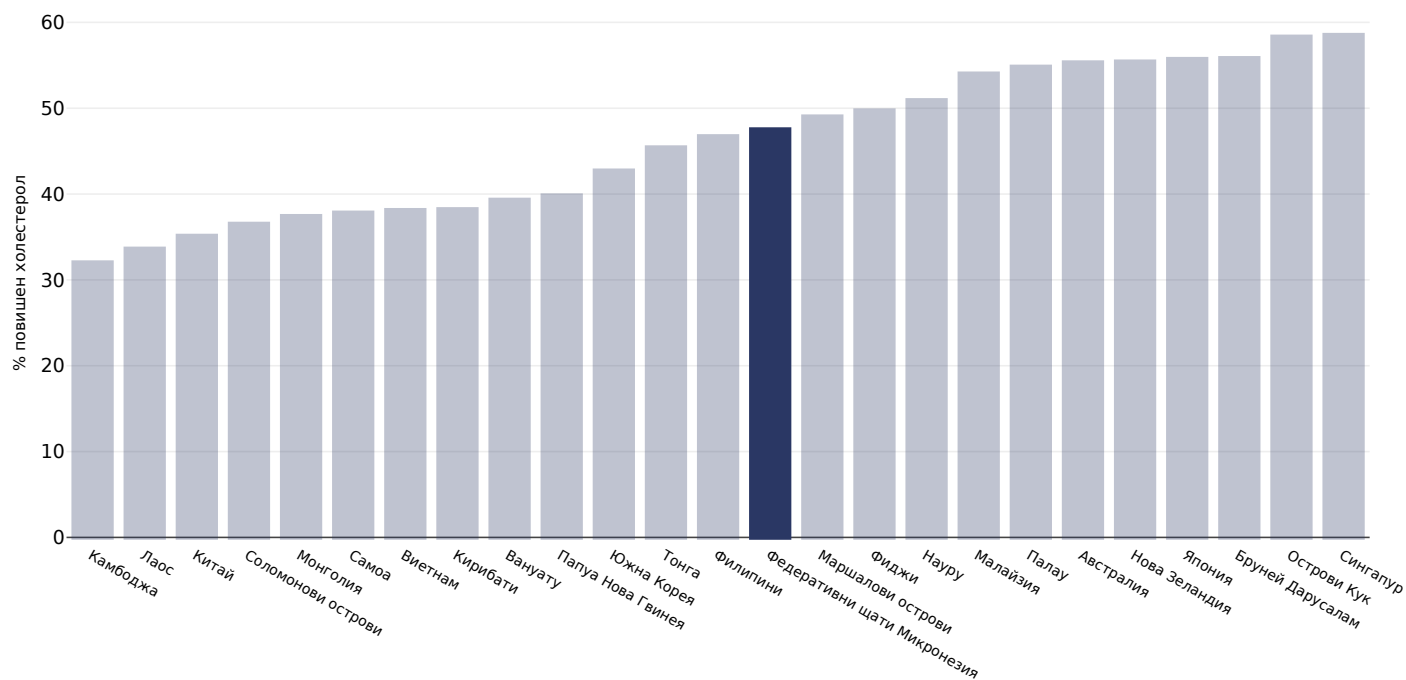
Мъже, 2008



Референции: Global Health Observatory data repository, World Health Organisation, <http://apps.who.int/gho/data/node.main.A885>

Определения: % Raised total cholesterol (≥ 5.0 mmol/L) (age-standardized estimate).

Жени, 2008

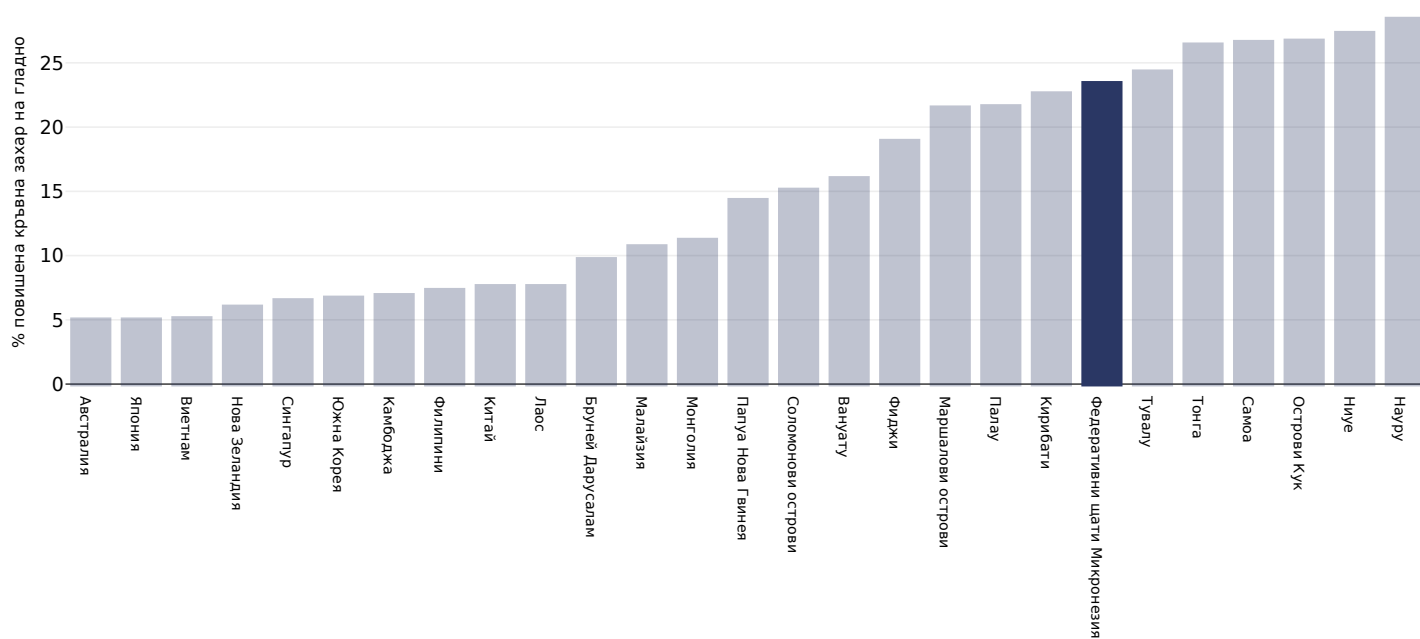


Референции: Global Health Observatory data repository, World Health Organisation, <http://apps.who.int/gho/data/node.main.A885>

Определения: % Raised total cholesterol (≥ 5.0 mmol/L) (age-standardized estimate).

Повишена кръвна захар на гладно

Мъже, 2014



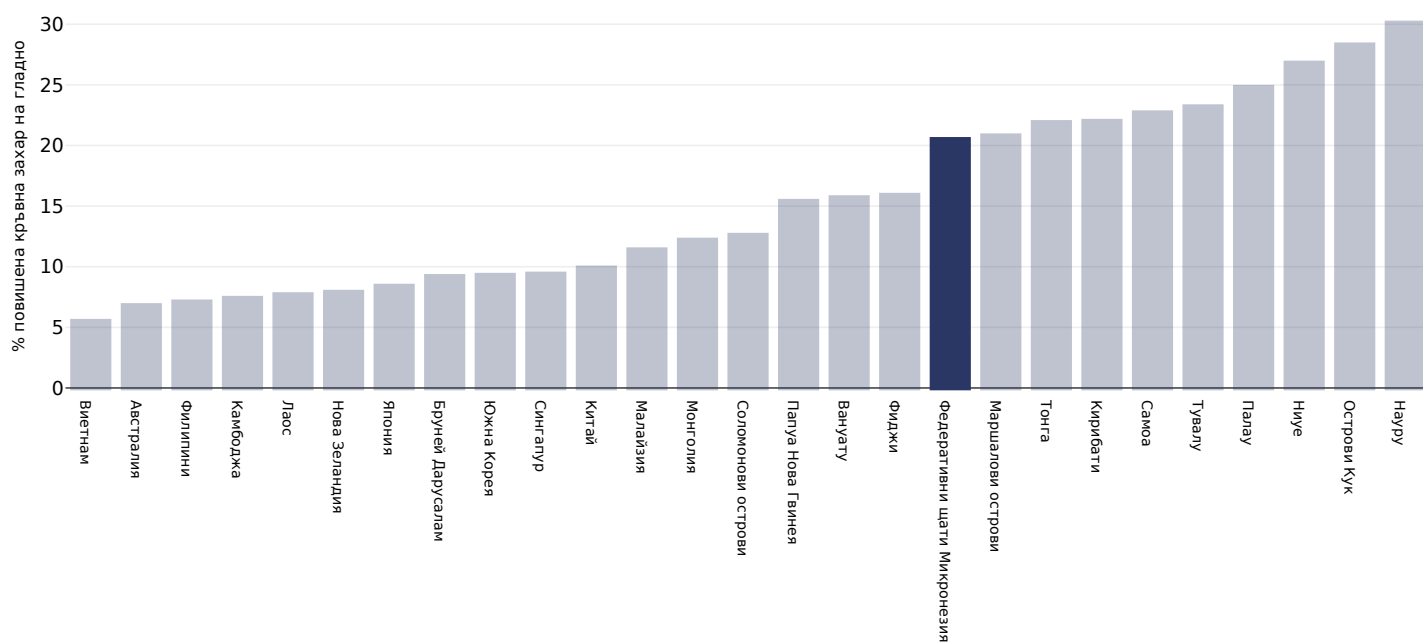
Референции:

Global Health Observatory data repository, World Health Organisation,
<http://apps.who.int/gho/data/node.main.A869?lang=en>

Определения:

Age Standardised % raised fasting blood glucose (≥ 7.0 mmol/L or on medication).

Жени, 2014



Референции:

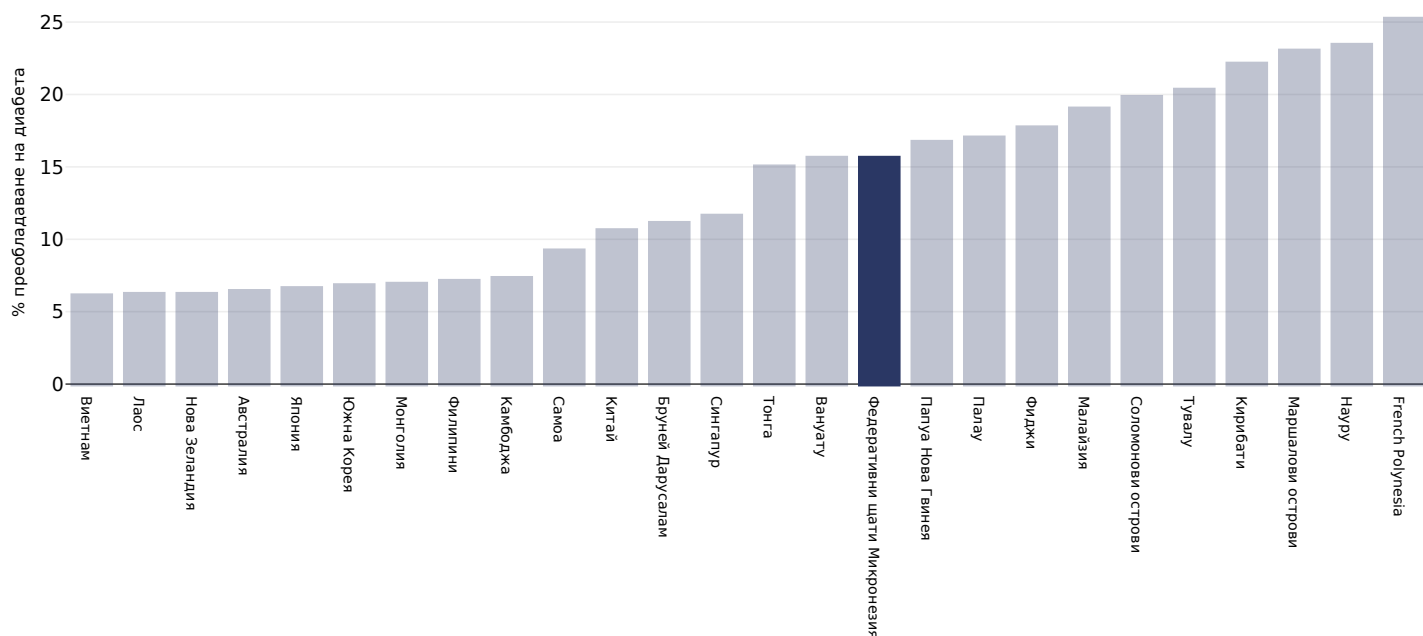
Global Health Observatory data repository, World Health Organisation,
<http://apps.who.int/gho/data/node.main.A869?lang=en>

Определения:

Age Standardised % raised fasting blood glucose (≥ 7.0 mmol/L or on medication).

Преобладаване на диабета

Възрастни, 2021



Възраст: 20-79

Обхваната зона: Национално

Референции: Reproduced with kind permission International Diabetes Federation. IDF Diabetes Atlas, 10th edn. Brussels, Belgium:International Diabetes Federation, 2021. <http://www.diabetesatlas.org>

Определения: Age-adjusted comparative prevalence of diabetes, %

Contextual factors

Disclaimer: These contextual factors should be interpreted with care. Results are updated as regularly as possible and use very specific criteria. The criteria used and full definitions are available for download at the bottom of this page.



Labelling

Is there mandatory nutrition labelling?	X
Front-of-package labelling?	X
Back-of-pack nutrition declaration?	X
Color coding?	X
Warning label?	X



Regulation and marketing

Are there fiscal policies on unhealthy products?	X
Tax on unhealthy foods?	X
Tax on unhealthy drinks?	X
Are there fiscal policies on healthy products?	X
Subsidy on fruits?	X
Subsidy on vegetables?	X
Subsidy on other healthy products?	X
Mandatory limit or ban of trans fat (all settings)?	X
Mandatory limit of trans fats in place (all settings)?	X
Ban on trans-fats or phos in place (all settings)?	X
Are there any mandatory policies/marketing restrictions on the promotion of unhealthy food/drinks to children?	X
Mandatory restriction on broadcast media?	X
Mandatory restriction on non-broadcast media?	X
Voluntary policies/marketing restrictions on the promotion of unhealthy food/drinks to children?	X
Are there mandatory standards for food in schools?	X
Are there any mandatory nutrient limits in any manufactured food products?	X
Nutrition standards for public sector procurement?	X



Political will and support

National obesity strategy or nutrition and physical activity national strategy?	✗
National obesity strategy?	✗
National childhood obesity strategy?	✗
Comprehensive nutrition strategy?	✗
Comprehensive physical activity strategy?	✗
Evidence-based dietary guidelines and/or RDAs?	✗
National target(s) on reducing obesity?	✗
Guidelines/policy on obesity treatment?	✗
Promotion of breastfeeding?	✓



Monitoring and surveillance

Monitoring of the prevalence and incidence for the main obesity-related NCDs and risk factors?	✓
Within 5 years?	✓



Governance and resource

Multi-sectoral national co-ordination mechanism for obesity or nutrition (including obesity)?	✗
--	----------

Key

Present
 Present (voluntary)
 Incoming
 Absent
 Unknown

Last updated September 13, 2022

PDF created on May 18, 2024