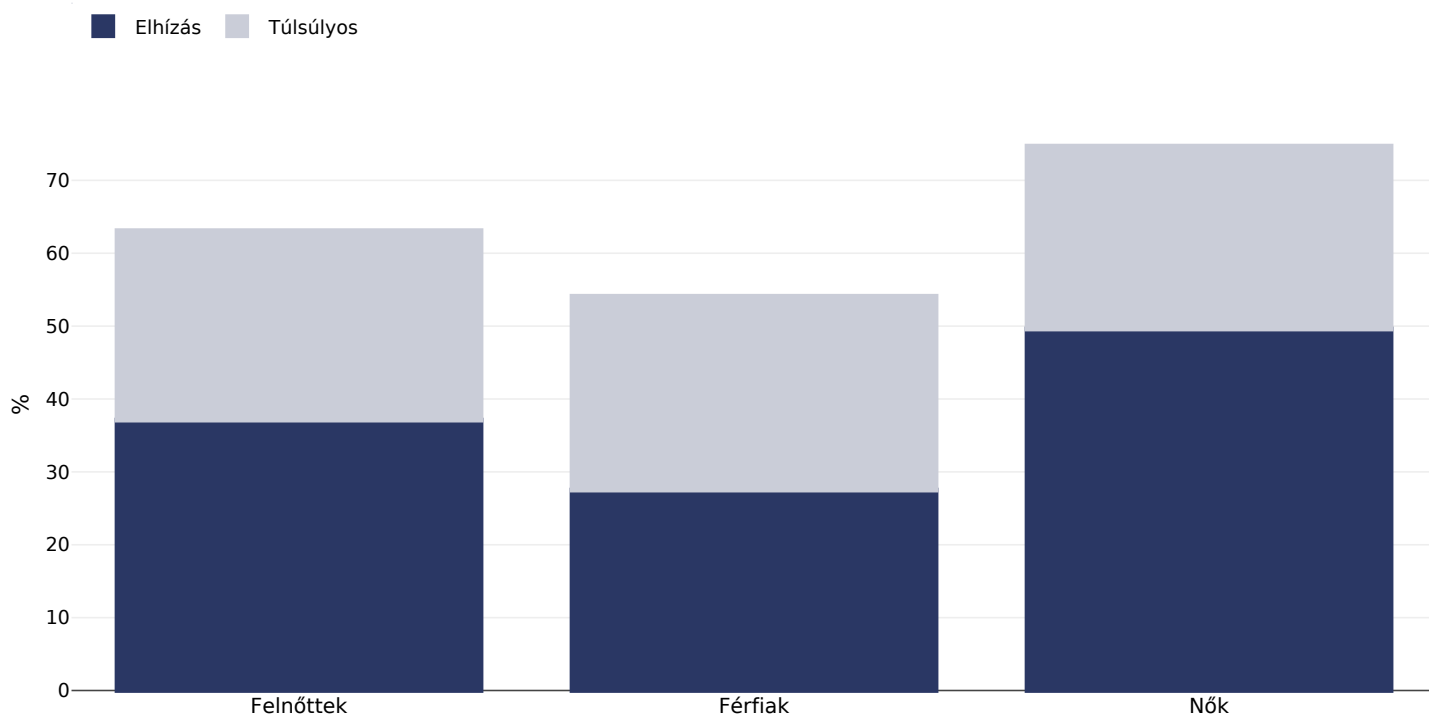


Report card Mikronéziai Szövetségi Államok



Az elhízás előfordulása

Felnőttek, 2014



Életkor: 18-69

Minta nagysága: 2048

Érintett terület: Regionális


Referenciák: Federal States of Micronesia (FSM) STEPS Survey 2014. Available at: [https://cdn.who.int/media/docs/default-source/ncds/ncd-surveillance/data-reporting/micronesia-\(federated-states-of\)/chuuk_factsheet_2016_2ndsteps_final.pdf?sfvrsn=9cbef31e_1&download=true](https://cdn.who.int/media/docs/default-source/ncds/ncd-surveillance/data-reporting/micronesia-(federated-states-of)/chuuk_factsheet_2016_2ndsteps_final.pdf?sfvrsn=9cbef31e_1&download=true). Accessed: 11.10.21.

Jegyzetek: State of Chuuk

Hacsak másként nem jelezzük, a túlsúly 25 kg és 29,9 kg/m² közötti BMI-re, az elhízás 30 kg/m²-nél nagyobb BMI-re utal.

Gyermekek, 2016-2018

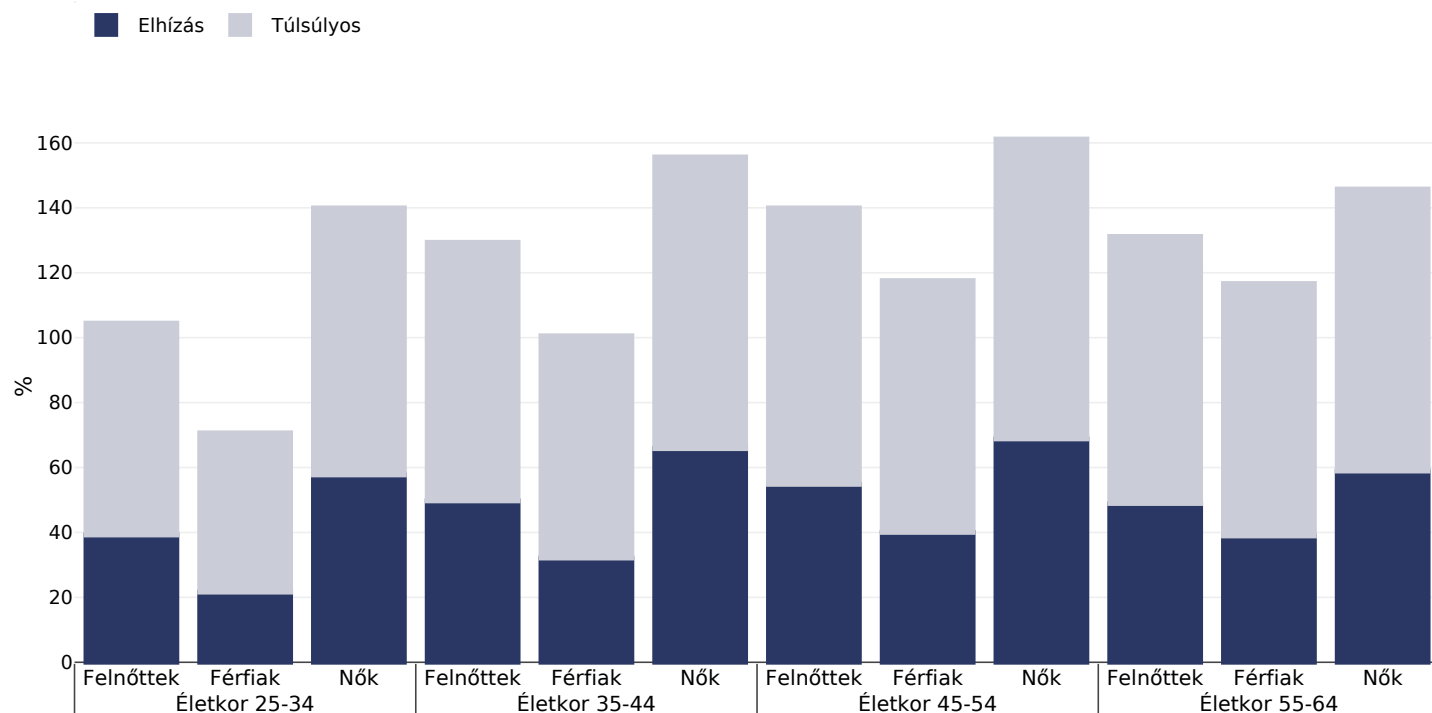
■ Elhízás ■ Túlsúlyos



Felmérés típusa:	Mért
Életkor:	15-19
Minta nagysága:	4186
Érintett terület:	Országos
Referenciák:	FSM Youth NCD Risk Factors. 2017 report. https://www.pihoa.org/wp-content/uploads/2022/05/FSM-National-High-School-Survey-report-2017_FINAL.pdf (Accessed 17.01.23)
Jegyzetek:	Measured data was used in all three of four states (self-report in Yap). The state Chuuk is underrepresented in the overall FSM estimates.

Túlsúly/elhízás életkor szerint

Felnőttek, 2006



Felmérés típusa: Mért

Minta nagysága: 1778 (624 Men, 1154 Women)

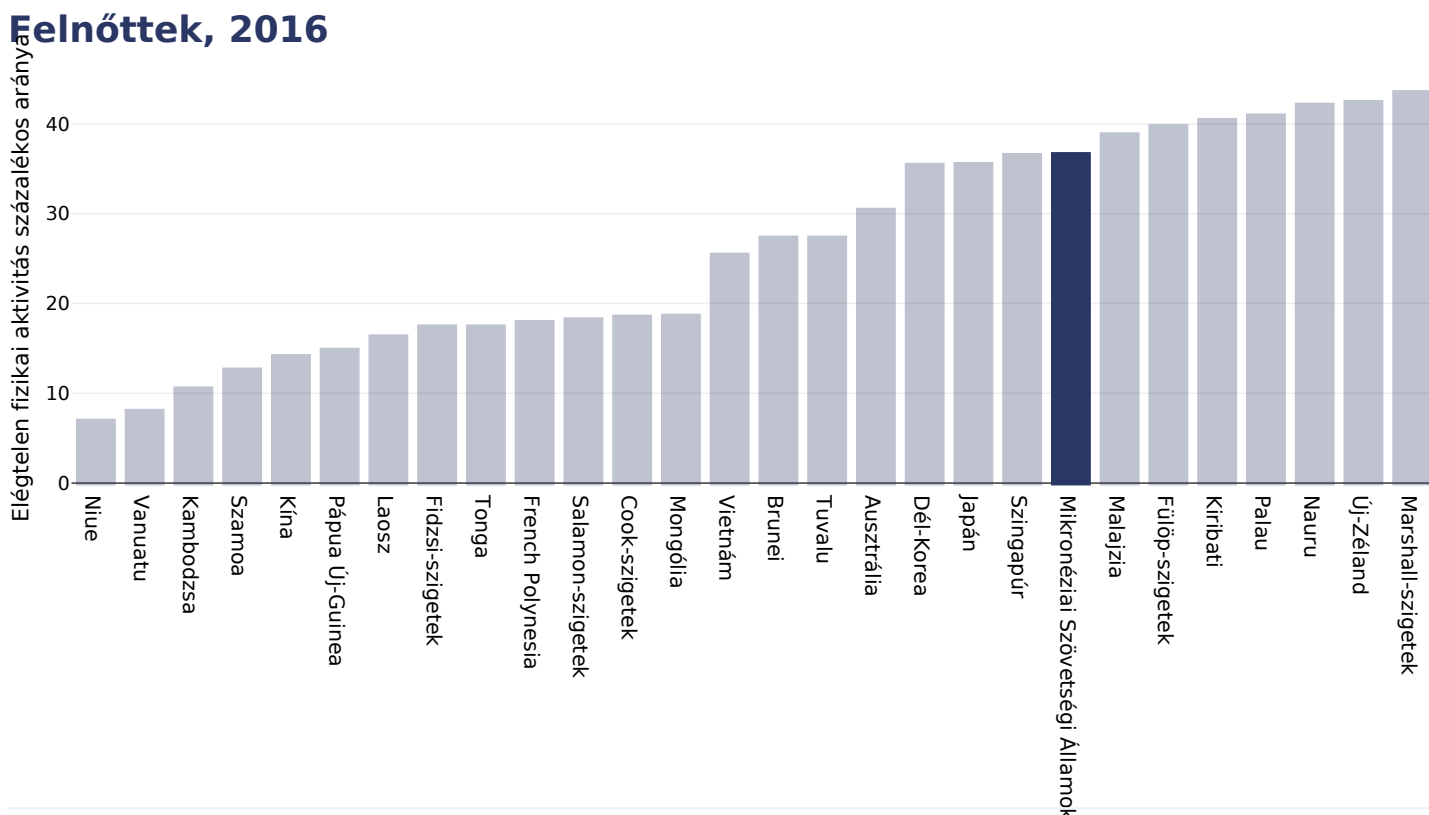
Érintett terület: Országos

Referenciák: 2006 STEPS Country report Micronesia (Federated States of) Available at: [https://cdn.who.int/media/docs/default-source/ncds/ncd-surveillance/data-reporting/micronesia-\(federated-states-of\)/steps/2006-steps-report-micronesia.pdf?sfvrsn=5932a4b7_3&download=true](https://cdn.who.int/media/docs/default-source/ncds/ncd-surveillance/data-reporting/micronesia-(federated-states-of)/steps/2006-steps-report-micronesia.pdf?sfvrsn=5932a4b7_3&download=true) (accessed 27.10.22)

Hacsak másként nem jelezzük, a túlsúly 25 kg és 29,9 kg/m² közötti BMI-re, az elhízás 30 kg/m²-nél nagyobb BMI-re utal..

Elégtelen fizikai aktivitás

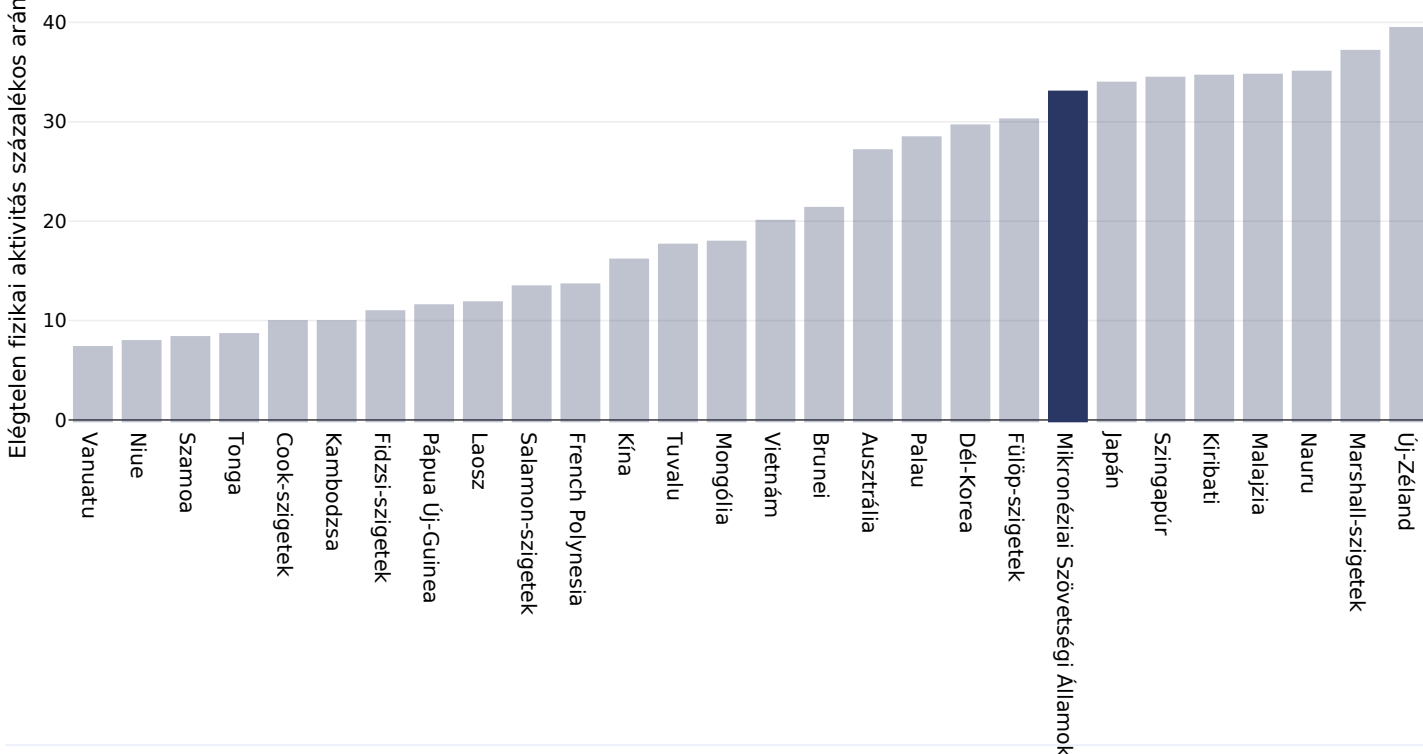
Felnőttek, 2016



Referenciák:

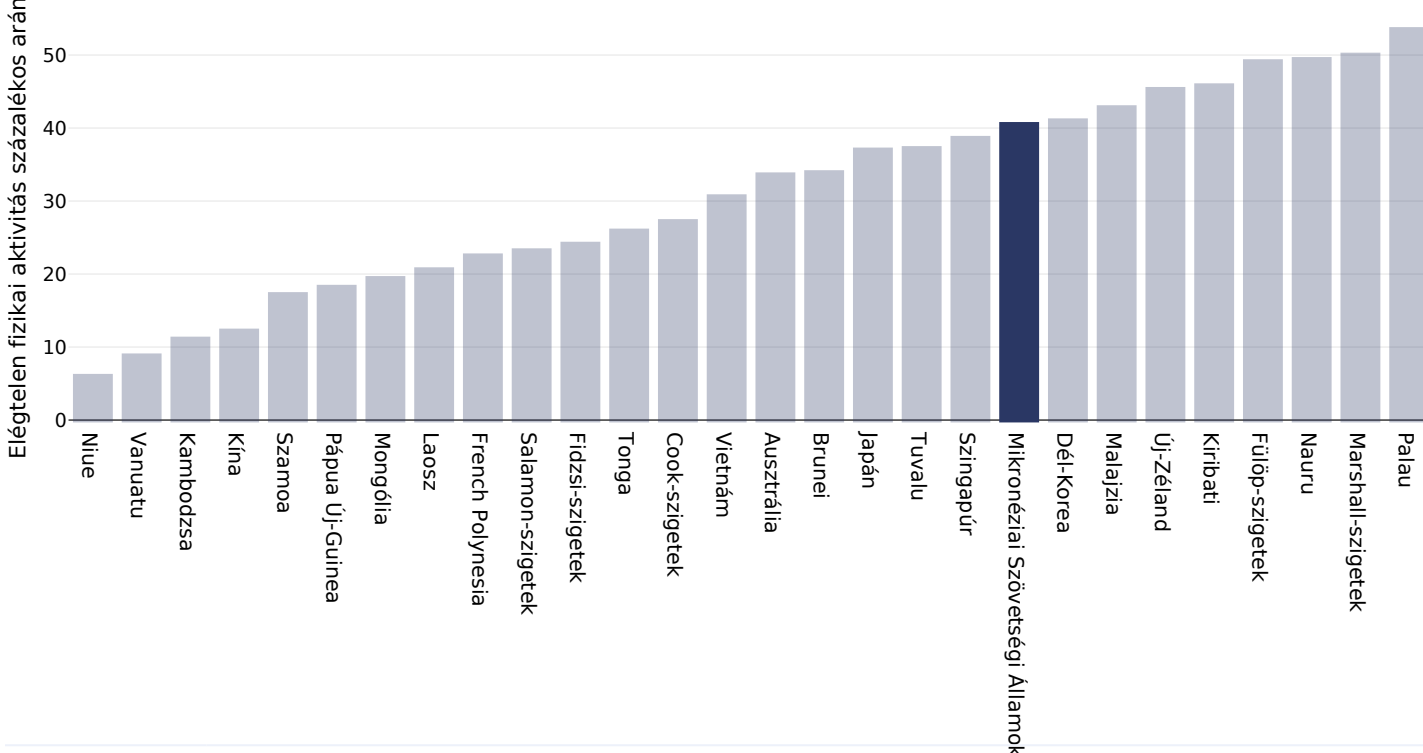
Guthold R, Stevens GA, Riley LM, Bull FC. Worldwide trends in insufficient physical activity from 2001 to 2016: a pooled analysis of 358 population-based surveys with 1.9 million participants. Lancet 2018 [http://dx.doi.org/10.1016/S2214-109X\(18\)30357-7](http://dx.doi.org/10.1016/S2214-109X(18)30357-7)

Érfiak, 2016



Referenciák: Guthold R, Stevens GA, Riley LM, Bull FC. Worldwide trends in insufficient physical activity from 2001 to 2016: a pooled analysis of 358 population-based surveys with 1.9 million participants. Lancet 2018 [http://dx.doi.org/10.1016/S2214-109X\(18\)30357-7](http://dx.doi.org/10.1016/S2214-109X(18)30357-7)

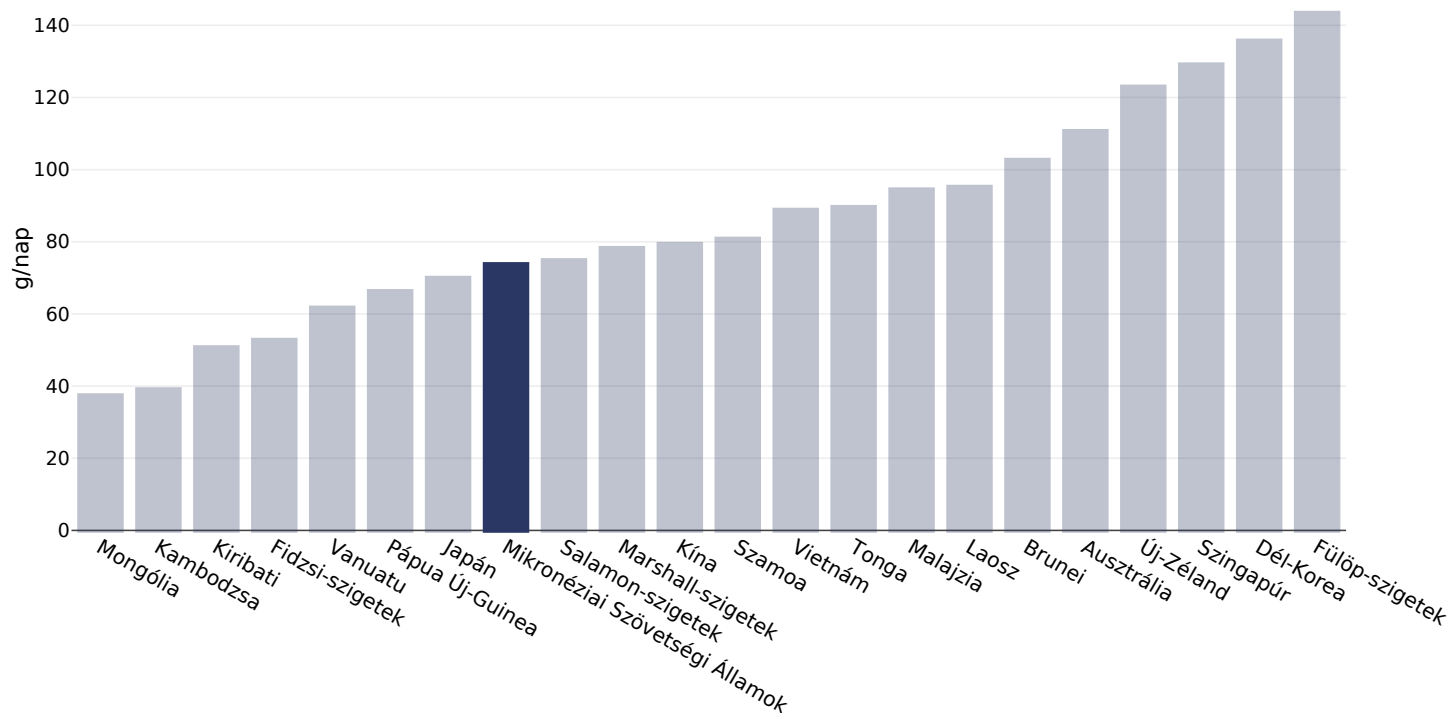
Nők, 2016



Referenciák: Guthold R, Stevens GA, Riley LM, Bull FC. Worldwide trends in insufficient physical activity from 2001 to 2016: a pooled analysis of 358 population-based surveys with 1.9 million participants. Lancet 2018 [http://dx.doi.org/10.1016/S2214-109X\(18\)30357-7](http://dx.doi.org/10.1016/S2214-109X(18)30357-7)

Estimated per capita fruit intake

Felnőttek, 2017



Felmérés típusa: Mért

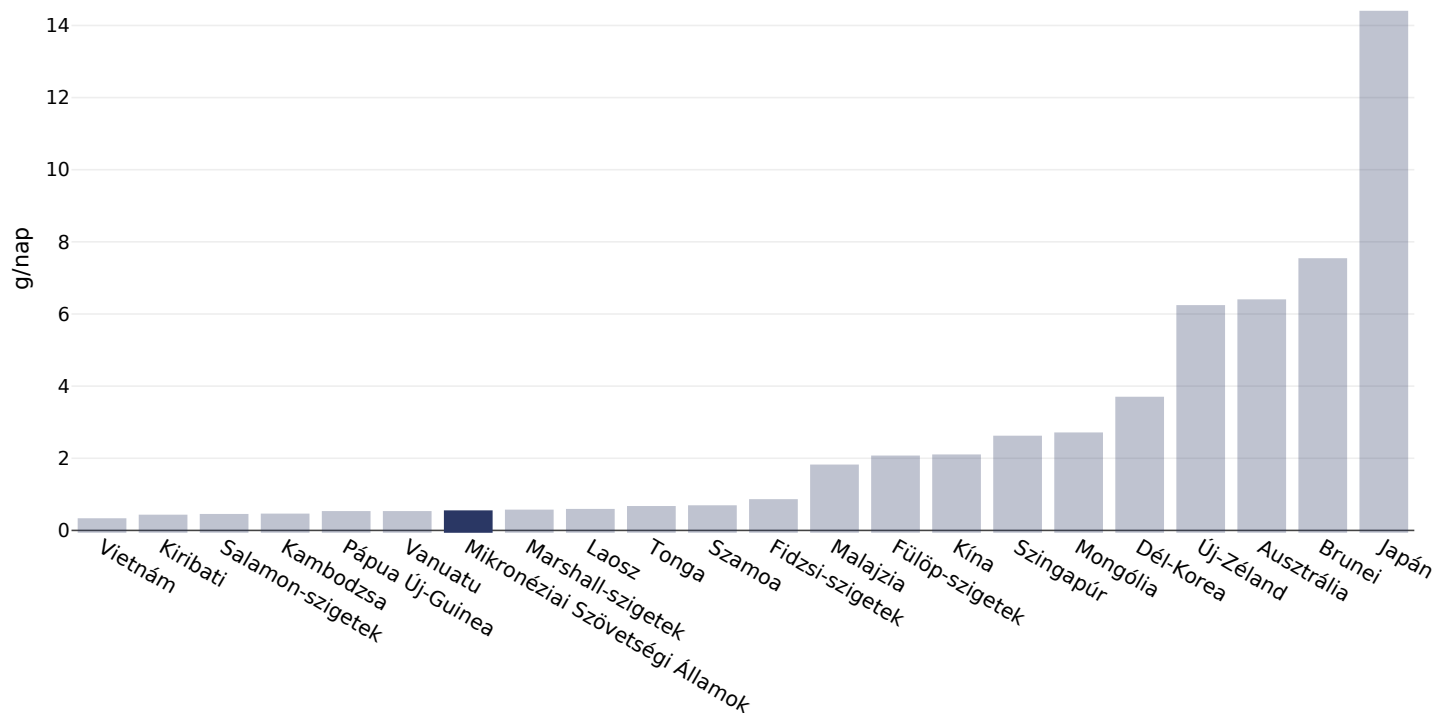
Életkor: 25+

Referenciák: Global Burden of Disease, the Institute for Health Metrics and Evaluation
<http://ghdx.healthdata.org/>

Definíciók (csak angol nyelven érhetők el): Estimated per-capita fruit intake (g/day)

Becsült egy főre jutó feldolgozott hús-fogyasztás

Felnőttek, 2017



Felmérés típusa: Mért

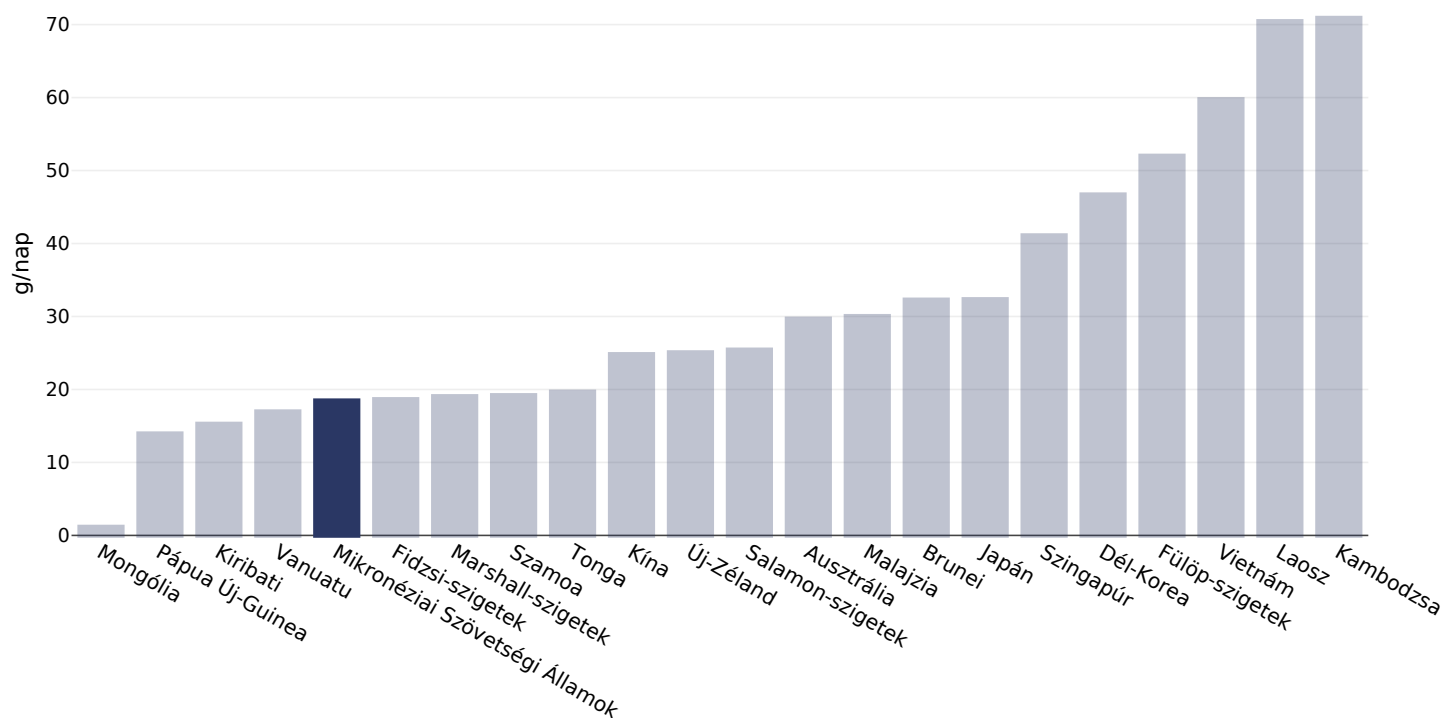
Életkor: 25+

Referenciák: Global Burden of Disease, the Institute for Health Metrics and Evaluation
<http://ghdx.healthdata.org/>

Definíciók (csak angol nyelven érhetőek el): Estimated per-capita processed meat intake (g per day)

Estimated per capita whole grains intake

Felnőttek, 2017



Felmérés típusa: Mért

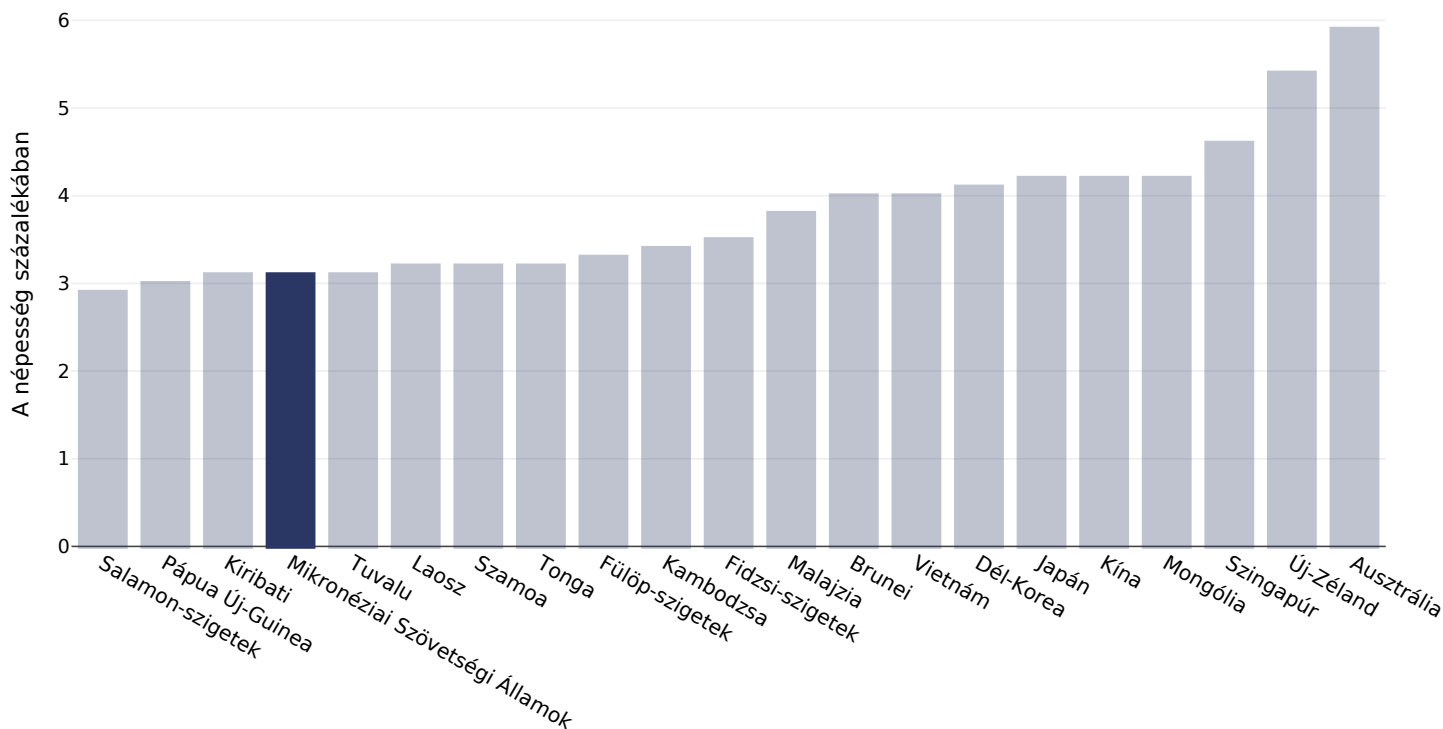
Életkor: 25+

Referenciák: Global Burden of Disease, the Institute for Health Metrics and Evaluation
<http://ghdx.healthdata.org/>

Definíciók (csak angol nyelven érhetők el): Estimated per-capita whole grains intake (g/day)

Mentális egészség - depressziós zavarok

Felnőttek, 2015



Referenciák:

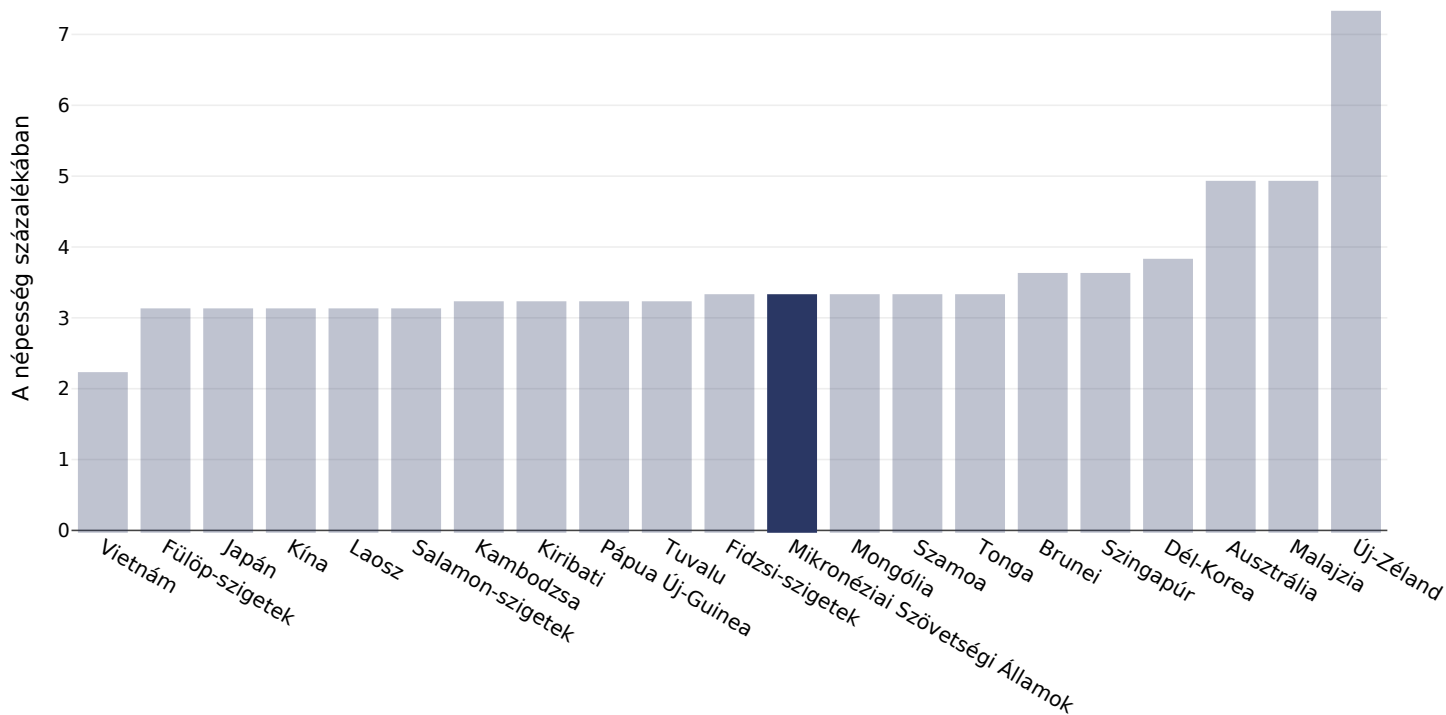
Prevalence data from Global Burden of Disease study 2015 (<http://ghdx.healthdata.org>) published in: Depression and Other Common Mental Disorders: Global Health Estimates. Geneva:World Health Organization; 2017. Licence: CC BY-NC-SA 3.0 IGO.

Definíciók (csak angol nyelven érhetőek el):

% of population with depression disorders

Mentális egészség - szorongásos zavarok

Felnőttek, 2015



Referenciák:

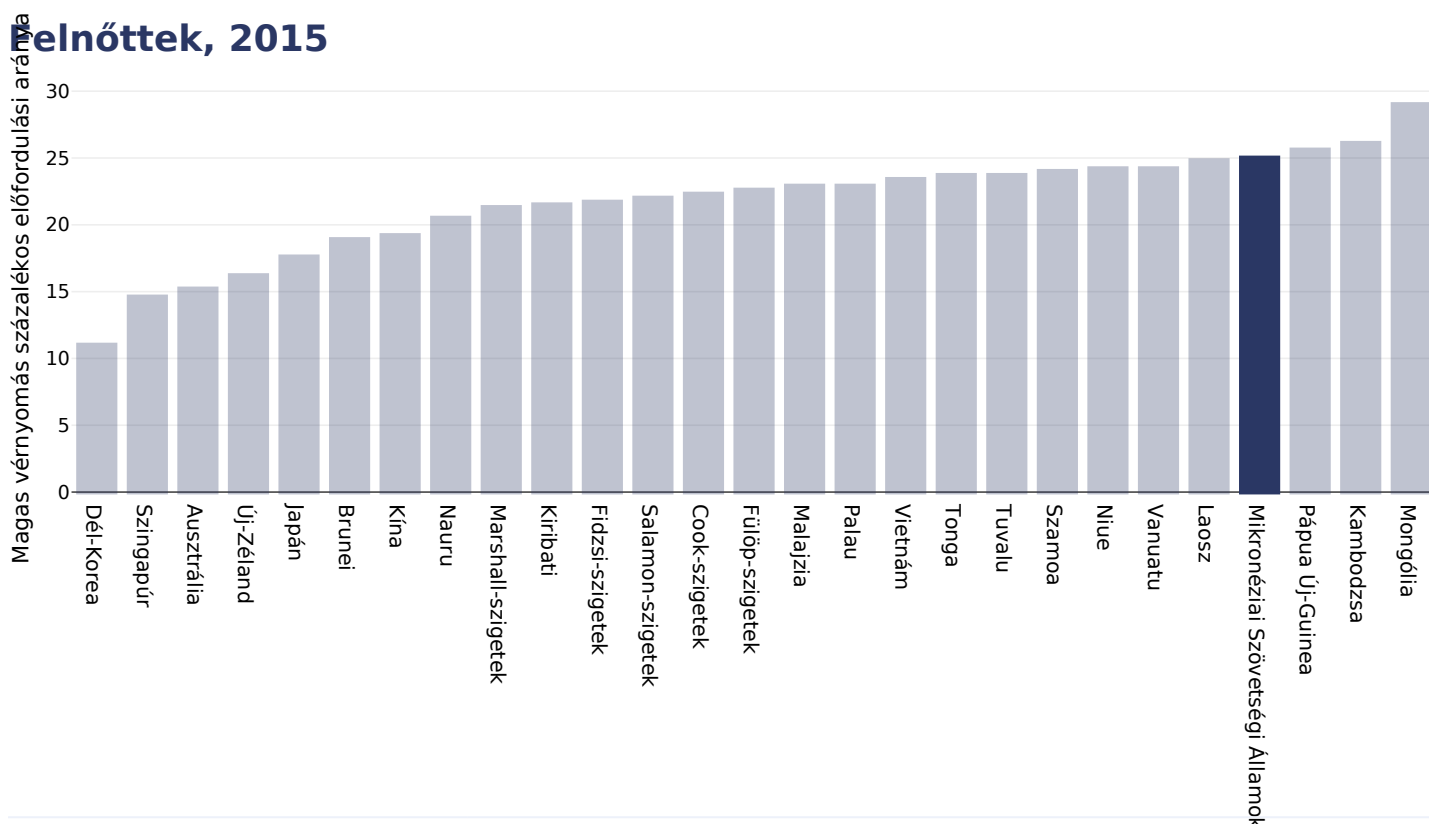
Prevalence data from Global Burden of Disease study 2015 (<http://ghdx.healthdata.org>) published in: Depression and Other Common Mental Disorders: Global Health Estimates. Geneva:World Health Organization; 2017. Licence: CC BY-NC-SA 3.0 IGO.

Definíciók (csak angol nyelven érhetőek el):

% of population with anxiety disorders

Magas vérnyomás

Nőttek, 2015



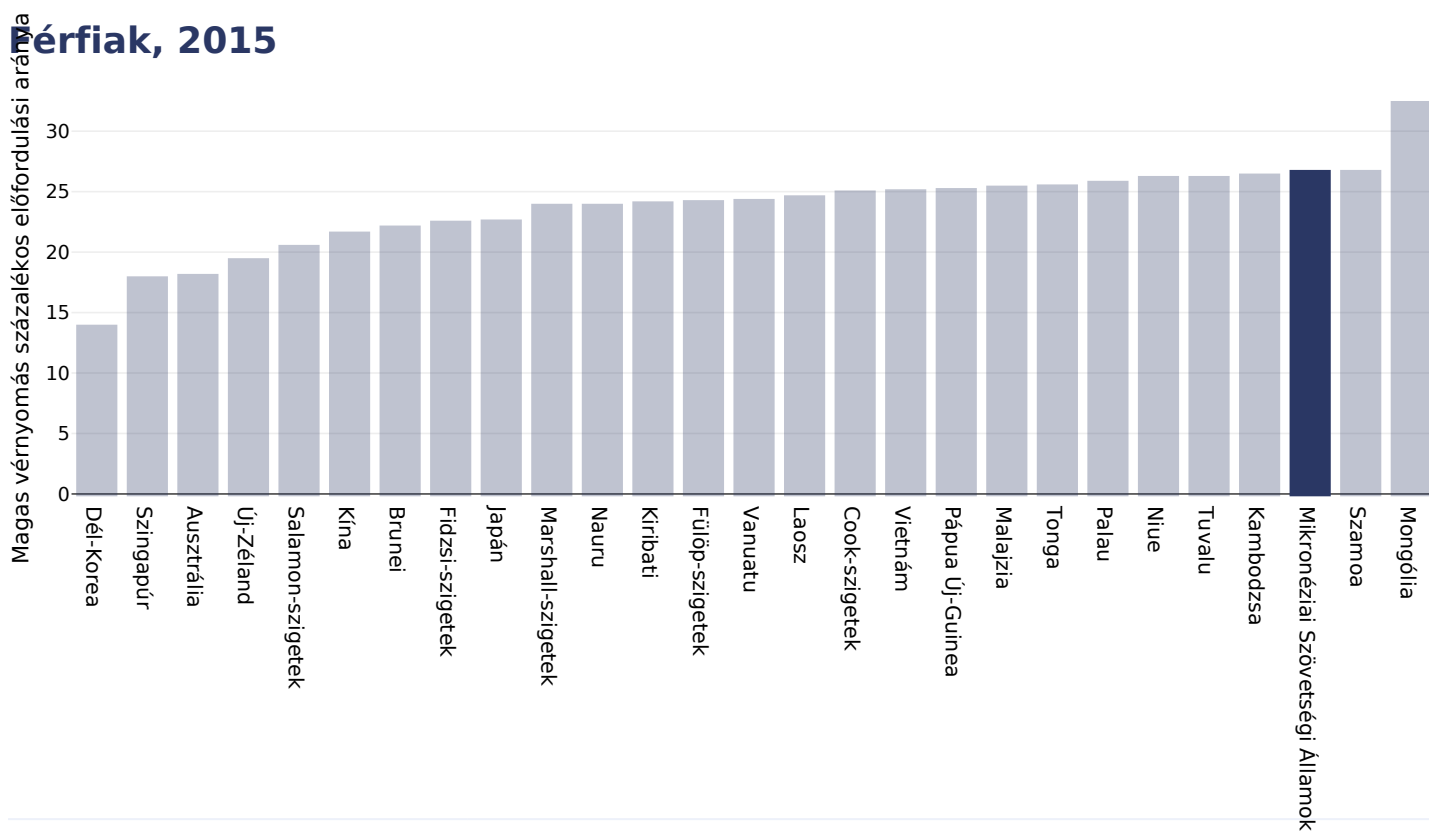
Referenciák:

Global Health Observatory data repository, World Health Organisation,
<http://apps.who.int/gho/data/node.main.A875?lang=en>

Definíciók (csak angol nyelven érhetők el):

Age Standardised estimated % Raised blood pressure 2015 (SBP>=140 OR DBP>=90).

Mérfiak, 2015



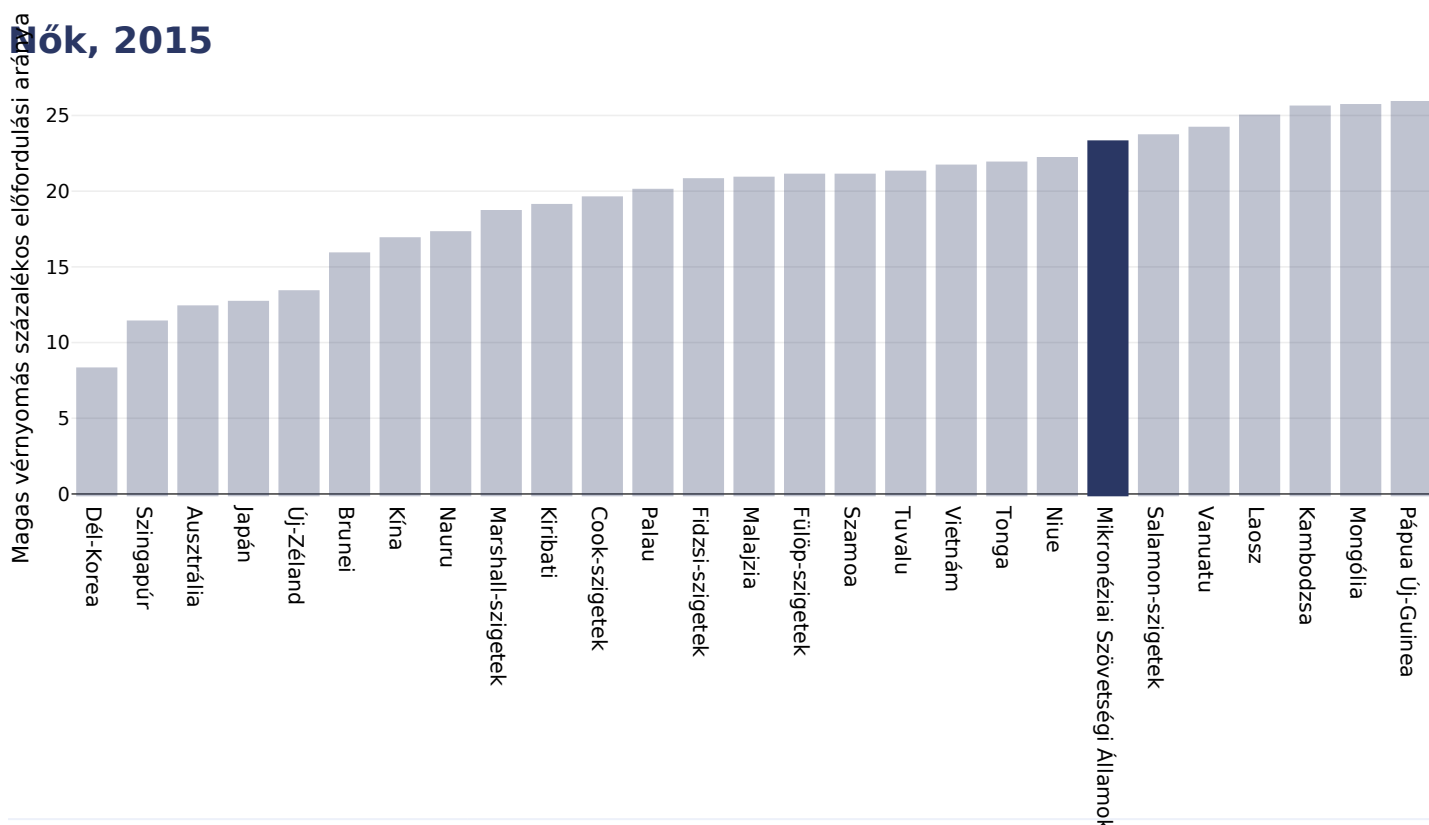
Referenciák:

Global Health Observatory data repository, World Health Organisation,
<http://apps.who.int/gho/data/node.main.A875?lang=en>

Definíciók (csak angol nyelven érhetők el):

Age Standardised estimated % Raised blood pressure 2015 (SBP>=140 OR DBP>=90).

2015



Referenciák:

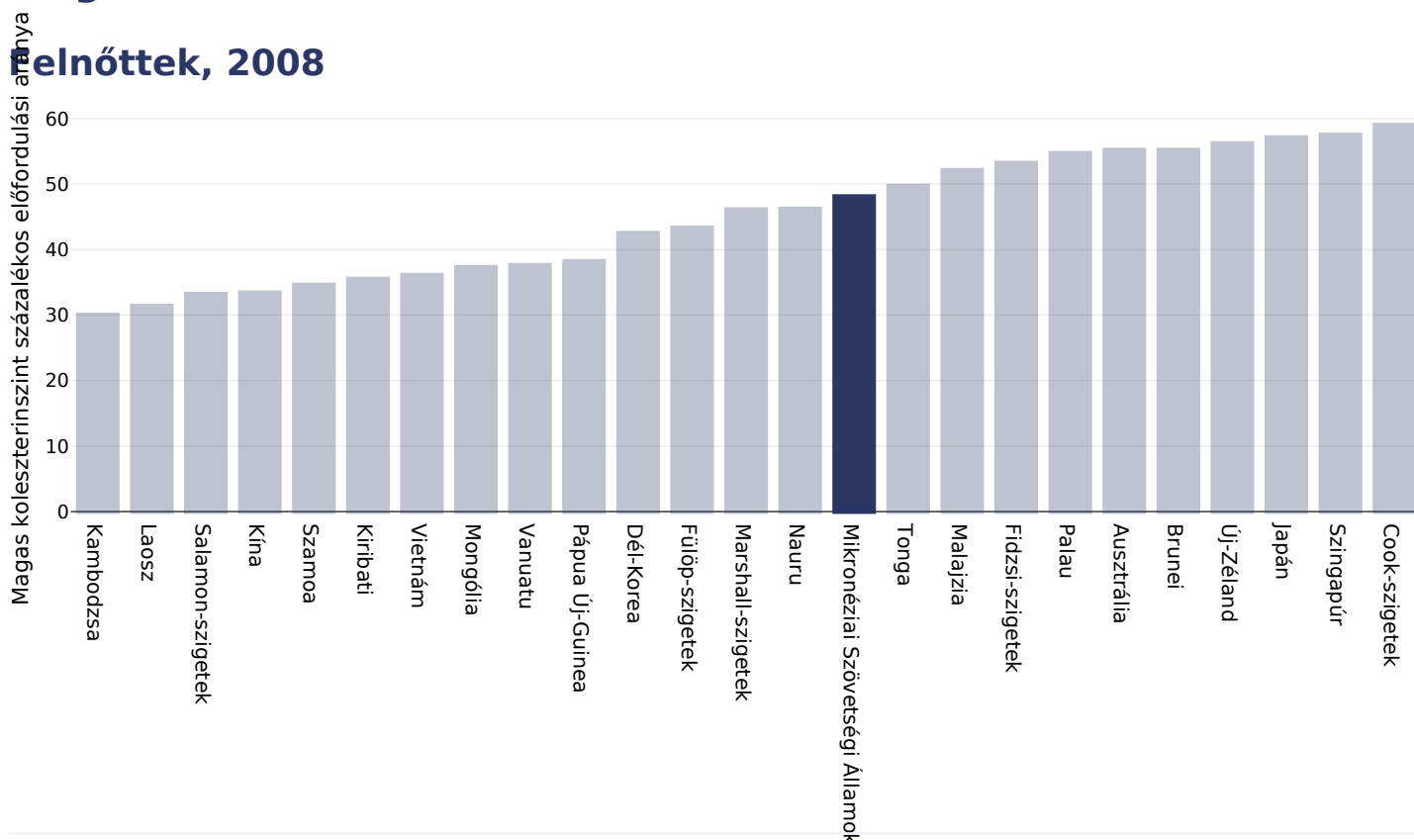
Global Health Observatory data repository, World Health Organisation,
<http://apps.who.int/gho/data/node.main.A875?lang=en>

Definíciók (csak angol nyelven érhetőek el):

Age Standardised estimated % Raised blood pressure 2015 (SBP>=140 OR DBP>=90).

Magas koleszterinszint

Emelkedtek, 2008



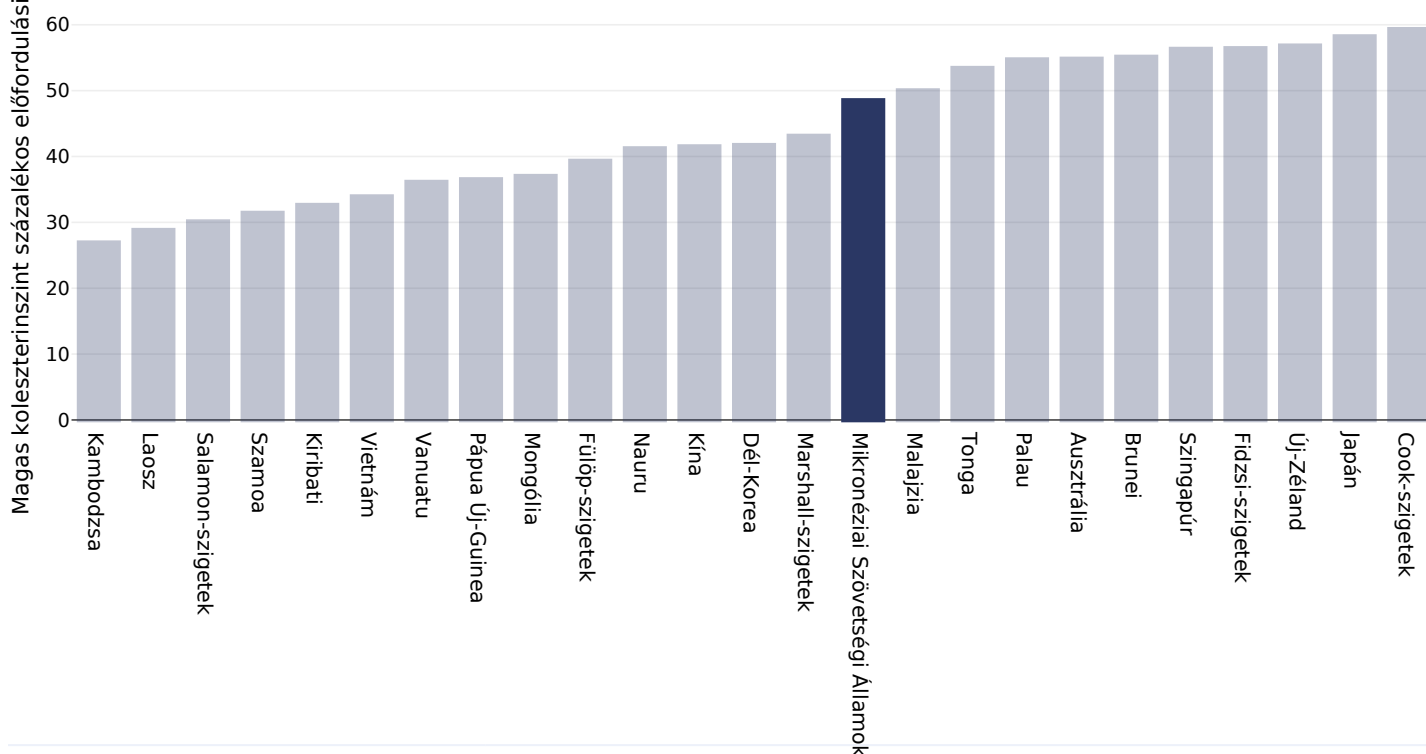
Referenciák:

Global Health Observatory data repository, World Health Organisation,
<http://apps.who.int/gho/data/node.main.A885>

Definíciók (csak angol nyelven érhetők el):

% Raised total cholesterol (≥ 5.0 mmol/L) (age-standardized estimate).

Magas koleszterinszint előfordulási aránya férfiak, 2008



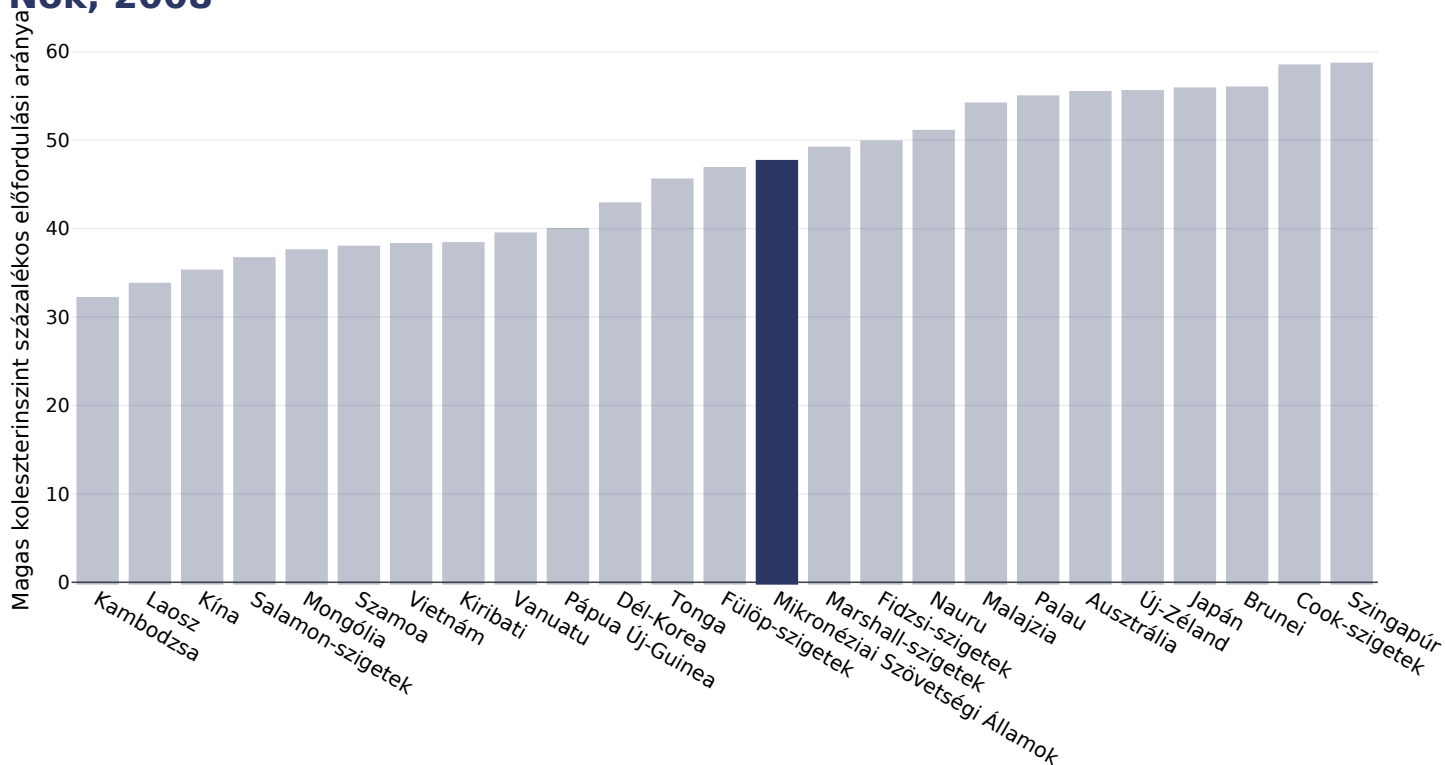
Referenciák:

Global Health Observatory data repository, World Health Organisation, <http://apps.who.int/gho/data/node.main.A885>

Definíciók (csak angol nyelven érhetők el):

% Raised total cholesterol (≥ 5.0 mmol/L) (age-standardized estimate).

Nők, 2008



Referenciák:

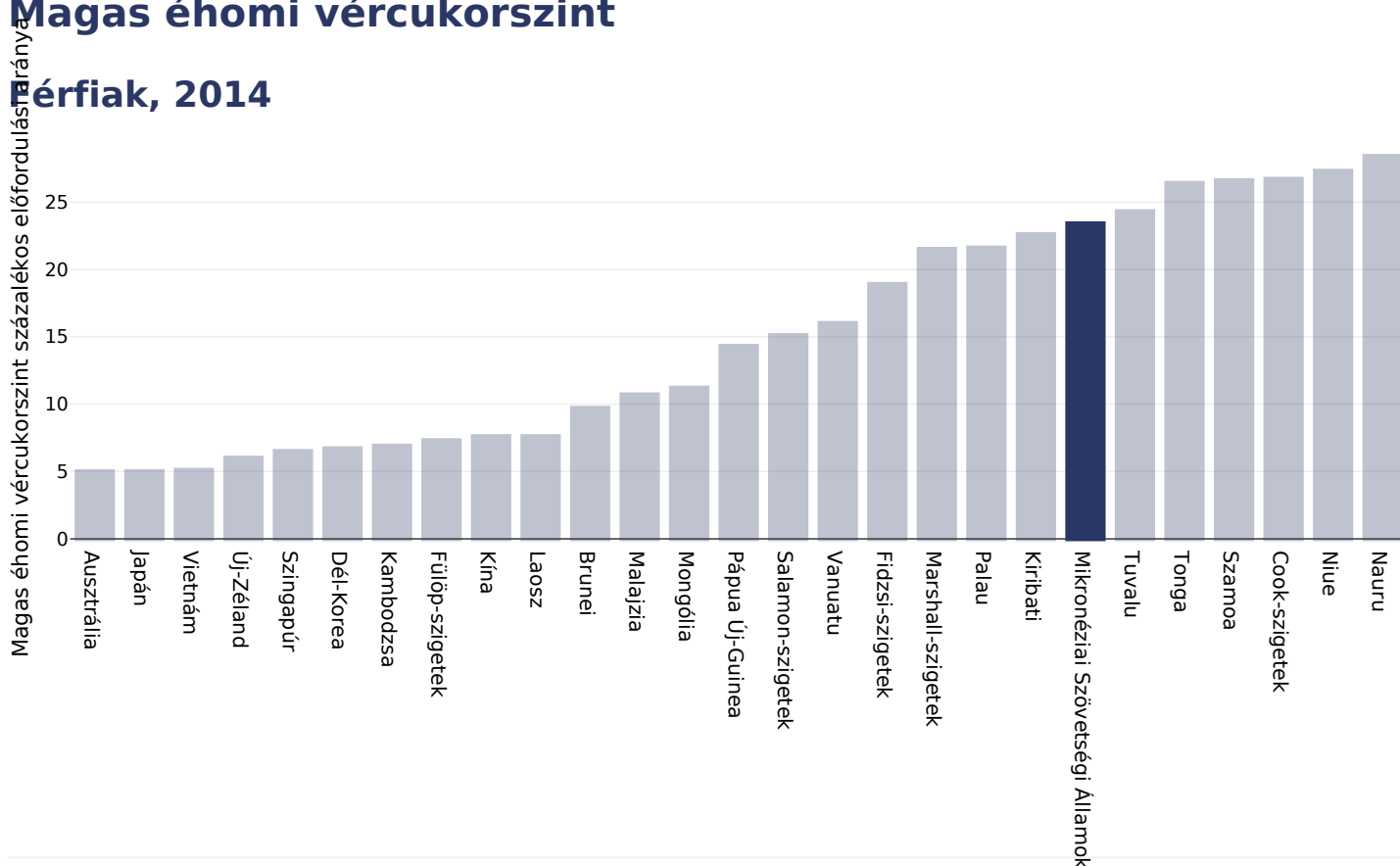
Global Health Observatory data repository, World Health Organisation,
<http://apps.who.int/gho/data/node.main.A885>

Definíciók (csak angol nyelven érhetőek el):

% Raised total cholesterol (≥ 5.0 mmol/L) (age-standardized estimate).

Magas éhomi vércukorszint

Érfelek, 2014

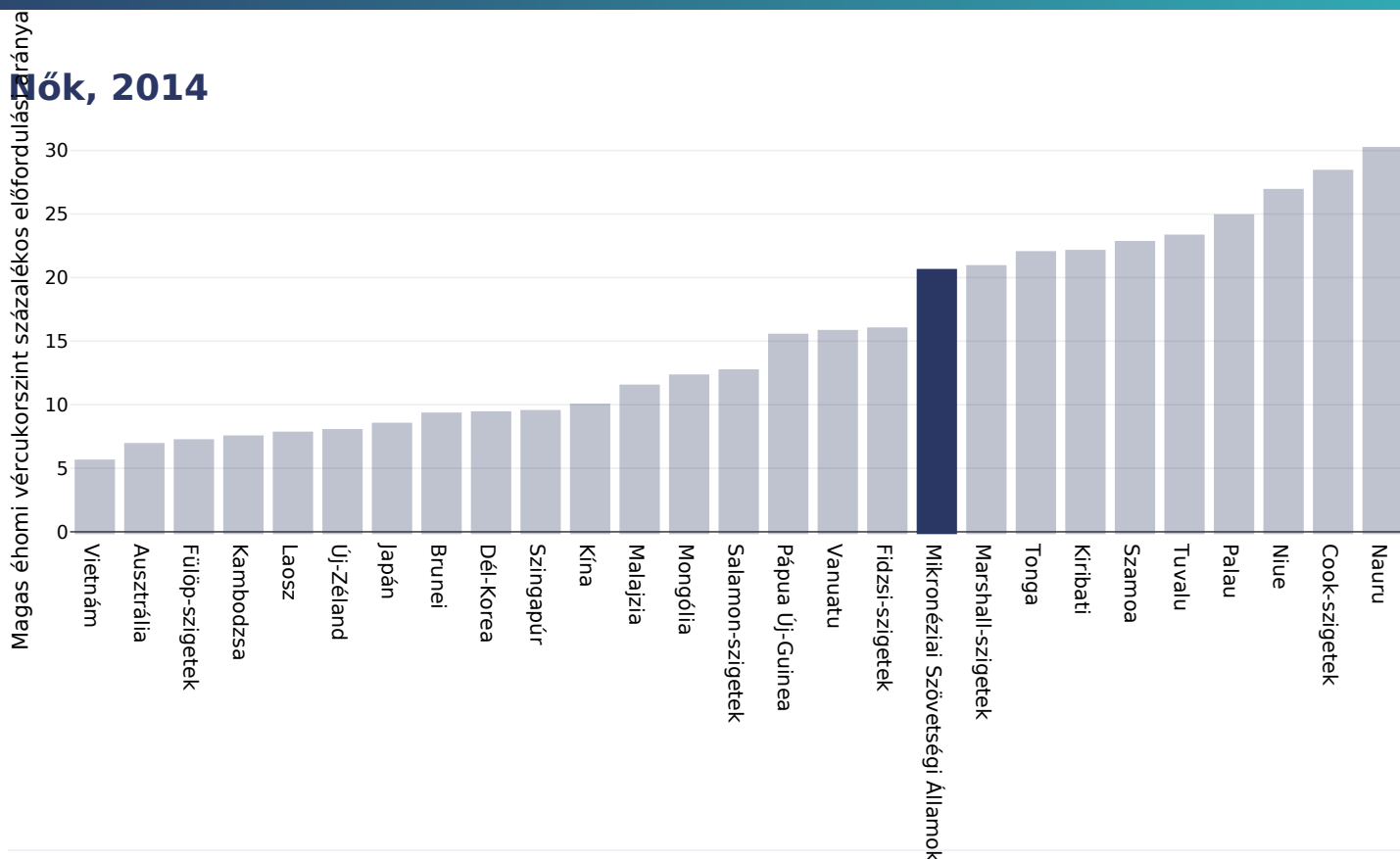


Referenciák:

Global Health Observatory data repository, World Health Organisation,
<http://apps.who.int/gho/data/node.main.A869?lang=en>

Definíciók (csak angol nyelven érhetők el):

Age Standardised % raised fasting blood glucose (≥ 7.0 mmol/L or on medication).



Referenciák:

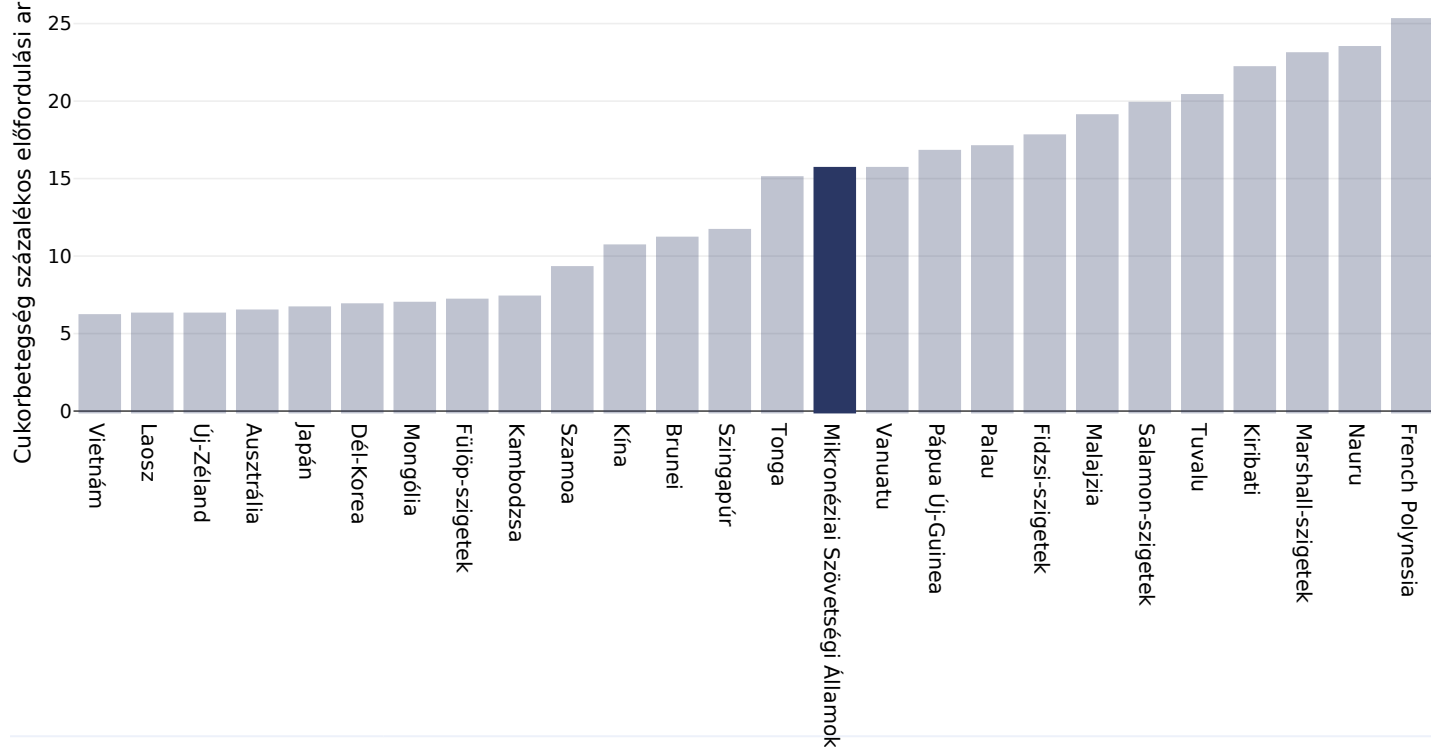
Global Health Observatory data repository, World Health Organisation, <http://apps.who.int/gho/data/node.main.A869?lang=en>

Definíciók (csak angol nyelven érhetőek el):

Age Standardised % raised fasting blood glucose (≥ 7.0 mmol/L or on medication).

Cukorbetegség előfordulási aránya

Felnőttek, 2021



Életkor: 20-79

Érintett terület: Országos

Referenciák: Reproduced with kind permission International Diabetes Federation. IDF Diabetes Atlas, 10th edn. Brussels, Belgium:International Diabetes Federation, 2021. <http://www.diabetesatlas.org>

Definíciók (csak angol nyelven érhetőek el): Age-adjusted comparative prevalence of diabetes, %

Contextual factors

Disclaimer: These contextual factors should be interpreted with care. Results are updated as regularly as possible and use very specific criteria. The criteria used and full definitions are available for download at the bottom of this page.



Labelling

Is there mandatory nutrition labelling?	X
Front-of-package labelling?	X
Back-of-pack nutrition declaration?	X
Color coding?	X
Warning label?	X



Regulation and marketing

Are there fiscal policies on unhealthy products?	X
Tax on unhealthy foods?	X
Tax on unhealthy drinks?	X
Are there fiscal policies on healthy products?	X
Subsidy on fruits?	X
Subsidy on vegetables?	X
Subsidy on other healthy products?	X
Mandatory limit or ban of trans fat (all settings)?	X
Mandatory limit of trans fats in place (all settings)?	X
Ban on trans-fats or phos in place (all settings)?	X
Are there any mandatory policies/marketing restrictions on the promotion of unhealthy food/drinks to children?	X
Mandatory restriction on broadcast media?	X
Mandatory restriction on non-broadcast media?	X
Voluntary policies/marketing restrictions on the promotion of unhealthy food/drinks to children?	X
Are there mandatory standards for food in schools?	X
Are there any mandatory nutrient limits in any manufactured food products?	X
Nutrition standards for public sector procurement?	X



Political will and support

National obesity strategy or nutrition and physical activity national strategy?	✗
National obesity strategy?	✗
National childhood obesity strategy?	✗
Comprehensive nutrition strategy?	✗
Comprehensive physical activity strategy?	✗
Evidence-based dietary guidelines and/or RDAs?	✗
National target(s) on reducing obesity?	✗
Guidelines/policy on obesity treatment?	✗
Promotion of breastfeeding?	✓



Monitoring and surveillance

Monitoring of the prevalence and incidence for the main obesity-related NCDs and risk factors?	✓
Within 5 years?	✓



Governance and resource

Multi-sectoral national co-ordination mechanism for obesity or nutrition (including obesity)?	✗
--	----------

Key

Present
 Present (voluntary)
 Incoming
 Absent
 Unknown

Last updated September 13, 2022

PDF created on May 18, 2024